

## PAPER

# Localized Kernel Projection Outlyingness: A Two-Stage Approach for Multi-Modal Outlier Detection

Akira TAMAMORI<sup>†</sup>, *Member*

**SUMMARY** This paper presents Two-Stage LKPLO, a novel multi-stage outlier detection framework that overcomes the coexisting limitations of conventional projection-based methods: their reliance on a fixed statistical metric and their assumption of a single data structure. Our framework uniquely synthesizes three key concepts: (1) a generalized loss-based outlyingness measure (PLO) that replaces the fixed metric with flexible, adaptive loss functions like our proposed SVM-like loss; (2) a global kernel PCA stage to linearize non-linear data structures; and (3) a subsequent local clustering stage to handle multi-modal distributions. Comprehensive 5-fold cross-validation experiments on 10 benchmark datasets, with automated hyperparameter optimization, demonstrate that Two-Stage LKPLO achieves state-of-the-art performance. It significantly outperforms strong baselines on datasets with challenging structures where existing methods fail, most notably on multi-cluster data (Optdigits) and complex, high-dimensional data (Arrhythmia). Furthermore, an ablation study empirically confirms that the synergistic combination of both the kernelization and localization stages is indispensable for its superior performance. This work contributes a powerful new tool for a significant class of outlier detection problems and underscores the importance of hybrid, multi-stage architectures.

**key words:** Outlier Detection, Projection Pursuit, Kernel Methods, Multi-Modal Data, Clustering

## 1. Introduction

Outlier detection remains a pivotal challenge in data science, with profound implications across diverse fields from financial fraud prevention to the discovery of astronomical anomalies. Among the various approaches, the projection pursuit paradigm—epitomized by the Stahel-Donoho Outlyingness (SDO) [1, 2]—offers a robust and intuitive framework. It posits that a multivariate outlier will also manifest as an outlier in at least one suitably chosen one-dimensional projection. This principle, valued for its robustness to high dimensionality and non-elliptical data distributions, has inspired a family of methods, including the computationally efficient Random Projection Depth (RPD) [3], which form a cornerstone of modern robust statistics.

Despite the elegance of this paradigm, its classical formulation suffers from two key limitations. First, its reliance on a fixed statistical metric—typically the median absolute deviation (MAD)—restricts its ability to adapt to diverse data structures. Second, the assumption of a single, global data structure makes it vulnerable to multi-modal distributions, where distinct clusters of normal data can be misinterpreted as anomalies. Recent research has attempted to

address these issues independently. On one hand, methods like Kernel Outlier Detection (KOD) [4, 5] have introduced sophisticated, data-driven ensembles of projection directions to handle complex structures, yet they still rely on the fixed MAD-based metric. On the other hand, our previous work on Weighted Random Projection Outlyingness (WRPO) [6] demonstrated the effectiveness of a clustering-based localization strategy for handling multi-modality, but remained confined to the original data space and fixed metric. A unified framework capable of addressing both limitations simultaneously has yet to be established.

In this paper, we propose a unified framework—Two-Stage Localized Kernel Projection-based Loss Outlyingness (Two-Stage LKPLO)—that addresses both of these fundamental challenges simultaneously. Our approach begins by redefining outlyingness not as a fixed statistical distance but as a flexible loss maximization problem. This conceptual shift is inspired by the recent work of Castellanos and Mozharovskiy [7], who established a connection between data depth and statistical risk, is here extended and adapted to the projection pursuit paradigm. We refer to this generalized formulation as Projection-based Loss Outlyingness (PLO). This enables the replacement of the rigid MAD-based metric with more powerful, task-adaptive loss functions such as the proposed SVM-like loss. To further handle multi-modality, we introduce a two-stage architecture. In the first stage, a global kernel PCA is performed to construct a feature space in which non-linear structures are linearized. In the second stage, clustering is applied within this feature space to identify local data structures, and the PLO score is then computed locally within each cluster’s context, weighted by cluster size.

This synergistic design results in a method that is both powerful and flexible. Our main contributions are three-fold: (1) we introduce a unified framework that integrates a generalized, loss-based measure of outlyingness with a localized, kernel-based projection strategy; (2) we develop a concrete and computationally efficient algorithm, Two-Stage LKPLO, incorporating a novel SVM-like loss function; and (3) through extensive experiments on a wide range of benchmark datasets, we demonstrate that our method achieves state-of-the-art performance—particularly on datasets with complex multi-cluster structures such as Optdigits and Vowels, where previous methods have struggled. We further show that our approach not only outperforms existing methods in its areas of strength but also remains highly competitive across diverse data types, validating the effectiveness of

Manuscript received January 1, 2015.

Manuscript revised January 1, 2015.

<sup>†</sup>The author is with the Department the Computer Science, Aichi Institute of Technology, Aichi, 470-0392, Japan.

DOI: 10.1587/transinf.E0.D.1

our integrated design.

The remainder of this paper is organized as follows. Section 2 reviews related work in the fields of projection-based, kernel-based, and clustering-based outlier detection. Section 3 details the formulation of our proposed Two-Stage LKPLO framework. Section 4 presents a comprehensive experimental evaluation, including qualitative analysis on synthetic datasets and quantitative comparisons on real-world benchmarks. Finally, Section 5 concludes the paper and discusses future directions.

## 2. Related Works

Our work lies at the intersection of three major research streams in outlier detection: projection-based methods, kernel-based methods, and clustering-based methods.

### 2.1 Projection-based Outlyingness

The foundation of our approach lies in the projection pursuit paradigm, pioneered by Stahel and Donoho’s Outlyingness (SDO) [1, 2]. This family of methods searches for one-dimensional projections where outliers are most apparent. To improve computational efficiency, Random Projection Depth (RPD) [3] introduced the use of a random subset of projection directions. Although robust and scalable, these classical methods remain fundamentally limited by their reliance on a fixed statistical metric (MAD) and their assumption of a single global data structure, both of which hinder performance on multi-modal data.

### 2.2 Kernel-based Methods

To handle non-linear data structures, kernel-based approaches have been widely explored. The One-Class SVM (OCSVM) [8] learns a separating hyperplane in a high-dimensional feature space. More relevant to our work, recent studies have explicitly combined the kernel trick with projection pursuit. For example, Kernel RPD (KRPD) [4] computes RPD within a kernel-induced feature space. Building on this idea, Kernel Outlier Detection (KOD) [5] introduced a sophisticated ensemble of data-driven projection directions to enhance detection performance. However, while these methods effectively address non-linearity, they still inherit the limitation of a fixed MAD-based metric from their projection-based predecessors.

### 2.3 Clustering-based and Local Methods

A third stream of research focuses on the local context of data points. Methods such as Local Outlier Factor (LOF) [9] measure the deviation of a point’s local density from that of its neighbors. More structurally, clustering-based approaches such as Clustering-Based LOF (CBLOF) [10] and our previous work on Weighted Random Projection Outlyingness (WRPO) [6] first partition the data into clusters and then evaluate outlyingness based on both cluster size and the

distance to each cluster centroid. These methods are effective for multi-modal data but often operate in the original data space, making them vulnerable to complex non-linear structures (the “curse of dimensionality”), and they typically lack the flexibility of projection-based evaluation.

### 2.4 Our Contribution in Context

The literature reveals a clear trend toward hybrid approaches; however, a method that simultaneously addresses the limitations of a fixed metric, non-linearity, and multi-modality has remained elusive. Our proposed Two-Stage LKPLO, detailed in the following section, is designed to fill this gap by uniquely synthesizing the principles of all three research streams into a single, coherent framework. To the best of our knowledge, no existing work has achieved this level of integration.

## 3. Proposed Method: Two-Stage Localized Kernel PLO

The proposed method, Two-Stage Localized Kernel PLO (Two-Stage LKPLO), addresses complex outlier structures by integrating three key concepts: a generalized measure of outlyingness, a non-linear mapping via the kernel method, and a localization strategy based on clustering.

The cornerstone of our framework is the Projection-based Loss Outlyingness (PLO), a generalization of the classical projection pursuit paradigm. While inspired by the conceptual link between data depth and statistical risk established by Castellanos and Mozharovskiy [7], our PLO framework diverges in two fundamental respects. First, whereas their “risk” is formulated as a minimization problem to find the most central point (i.e., to measure “depth”), our notion of outlyingness is formulated as a loss maximization problem, designed to identify the projection where a point appears most anomalous. Second, their framework operates in the full multivariate space, whereas ours is specifically adapted to the projection pursuit paradigm, evaluating loss in one-dimensional projected space. This adaptation enables us to leverage the extensive literature on projection directions and makes our approach computationally tractable for high-dimensional outlier detection.

The Two-Stage LKPLO algorithm, detailed below, implements this PLO concept within a powerful multi-stage architecture comprising a global feature-learning stage and a local scoring stage.

### 3.1 Stage 1: Global Non-linear Feature Learning via Kernel PCA

Given a training dataset  $X = \{\mathbf{x}_1, \mathbf{x}_2, \dots, \mathbf{x}_N\} \subset \mathbb{R}^d$ , the first step is to map the data into a high-dimensional feature space  $\mathcal{F}$  using a kernel function  $k(\cdot, \cdot)$ . We employ the Radial Basis Function (RBF) kernel,  $k(\mathbf{x}_i, \mathbf{x}_j) = \exp(-\gamma \|\mathbf{x}_i - \mathbf{x}_j\|^2)$ .

The core of this stage is to perform Kernel Principal Component Analysis (KPCA) [11] on the entire dataset  $X$ . This process begins with the computation of the  $N \times N$

Gram matrix  $\mathbf{K}$  and its centered version  $\bar{\mathbf{K}}$ . By solving the eigenvalue problem for  $\bar{\mathbf{K}}$ , we obtain a mapping to a  $q$ -dimensional kernel feature space. Each data point  $\mathbf{x}_i \in X$  is thus transformed into a  $q$ -dimensional feature vector  $\mathbf{f}_i \in \mathbb{R}^q$ , yielding a new representation  $\mathbf{F} = \{\mathbf{f}_1, \mathbf{f}_2, \dots, \mathbf{f}_N\}$ , where the non-linear structures of the inliers are expected to be linearized. A new test point  $\mathbf{x}_{\text{new}}$  is transformed into its feature vector  $\mathbf{f}_{\text{new}}$  using the same learned mapping.

### 3.2 Stage 2: Localization and Scoring

This stage comprises two main steps: clustering in the feature space and local outlyingness scoring.

#### 3.2.1 Clustering in the Feature Space

We apply a clustering algorithm, such as  $k$ -means, to the feature representation  $\mathbf{F}$  to partition it into  $K$  clusters. Let  $C = \{c_1, c_2, \dots, c_K\}$  denote the set of clusters. For each cluster  $c_k \in C$ , we compute and store its constituent feature vectors  $\mathbf{F}_k \subset \mathbf{F}$ , its size  $N_k = |\mathbf{F}_k|$ , and its centroid  $\boldsymbol{\mu}_k = \frac{1}{N_k} \sum_{\mathbf{f} \in \mathbf{F}_k} \mathbf{f}$ .

#### 3.2.2 Local Projection-based Loss Outlyingness

The final outlyingness score for a test point  $\mathbf{x}_{\text{new}}$  is computed based on its local context. First, its feature vector  $\mathbf{f}_{\text{new}}$  is assigned to the nearest cluster  $c_k$  by minimizing the Euclidean distance to the cluster centroids  $\{\boldsymbol{\mu}_1, \dots, \boldsymbol{\mu}_K\}$ .

The local outlyingness is then defined as the maximum loss over a set of projection directions  $U$ , computed in the coordinate system centered at the cluster centroid. Let  $\mathbf{f}'_{\text{new}} = \mathbf{f}_{\text{new}} - \boldsymbol{\mu}_k$  and  $\mathbf{F}'_k = \{\mathbf{f} - \boldsymbol{\mu}_k \mid \mathbf{f} \in \mathbf{F}_k\}$  be the centered feature vectors. The local outlyingness is given by:

$$\text{local-score}(\mathbf{f}_{\text{new}}) = \max_{\mathbf{u} \in U} \mathcal{L}(\mathbf{u}, \mathbf{f}'_{\text{new}}, \mathbf{F}'_k) \quad (1)$$

where  $\mathcal{L}(\cdot)$  is a chosen loss function. In this work, we investigate two loss functions:

- **Robust Z-score Loss:** This is the classical Stahel-Donoho outlyingness measure, defined as:

$$\mathcal{L}_{\text{RZ}}(\mathbf{u}, \mathbf{f}'_{\text{new}}, \mathbf{F}'_k) = \frac{|\mathbf{u}^\top \mathbf{f}'_{\text{new}} - \text{median}(\mathbf{u}^\top \mathbf{F}'_k)|}{\text{MAD}(\mathbf{u}^\top \mathbf{F}'_k)}, \quad (2)$$

where  $\text{median}(\cdot)$  is the median operator, and  $\text{MAD}(\cdot)$  is the Median Absolute Deviation, defined for a univariate sample  $\{z_i\}$  as

$$\text{MAD}(\{z_i\}) = 1.4826 \cdot \text{median}_i(|z_i - \text{median}_j(z_j)|).$$

- **SVM-like Loss:** Inspired by the concept of margins in Support Vector Machines, we propose a loss that measures the deviation from a robustly estimated boundary of the inlier cluster. Instead of scaling by the MAD, it uses a scaled version of the MAD as a soft margin or

radius,  $\rho_k$ . The loss is defined as:

$$\mathcal{L}_{\text{SVM}}(\mathbf{u}, \mathbf{f}'_{\text{new}}, \mathbf{F}'_k) = \max(0, |\mathbf{u}^\top \mathbf{f}'_{\text{new}}| - \rho_k), \quad (3)$$

where the radius  $\rho_k = c \cdot \text{MAD}(\mathbf{u}^\top \mathbf{F}'_k)$ , with  $c$  being a hyperparameter. This formulation leverages the same robust scale estimator as the Z-score loss but employs it in a fundamentally different way—defining a boundary rather than normalizing a distance.

The set of projection directions  $U$  is constructed as an ensemble of data-driven directions, including Random, Basis Vector, One-Point, and Two-Points types, inspired by the work of Dağlıdır et al. [5].

Finally, following the principle of our previous work on WRPO [6], the final score is weighted by the inverse of the cluster size to penalize points belonging to smaller, potentially anomalous clusters:

$$\text{Score}(\mathbf{x}_{\text{new}}) = \frac{1}{N_k} \cdot \text{local-score}(\mathbf{f}_{\text{new}}) \quad (4)$$

### 3.3 Computational Complexity

We briefly discuss the computational complexity of the proposed Two-Stage LKPLO. The main bottleneck lies in the training phase, specifically the computation of the kernel matrix ( $O(N^2d)$ ) and its subsequent eigen-decomposition ( $O(N^3)$ ), where  $N$  is the number of training samples and  $d$  is the original dimensionality. The inference phase is relatively efficient, as it mainly involves kernel evaluations against the training data ( $O(MNd)$ ) and a fast projection search. While the cubic complexity in  $N$  can be a challenge for very large datasets, this can be effectively mitigated by employing kernel approximation techniques such as the Nyström method, as demonstrated in [12]. This suggests that our framework is adaptable to large-scale settings, though a detailed analysis is left for future work.

## 4. Experiments

In this section, we conduct a comprehensive set of experiments to empirically evaluate the performance of our proposed method, Two-Stage LKPLO. We aim to answer the following key questions:

- How does Two-Stage LKPLO perform compared to standard and state-of-the-art outlier detection methods across a wide range of datasets?
- Under what data structures does our proposed method show its strengths and limitations?
- How do the different components of our method, such as the choice of loss function and the localization strategy, contribute to its performance?

### 4.1 Experimental Setup

#### (1) Datasets

We evaluate our method on two fronts: three challenging 2D synthetic datasets (Three Gaussians, Inside–Outside,

**Table 1** Information of benchmark dataset [13]: dataset name, number of samples, number of feature dimensions, and outlier percentages.

Dataset	#samples	#dims.	outliers (%)
Arrhythmia	452	274	14.6%
Cardio	1831	21	9.61%
Glass	214	9	4.2%
Ionosphere	351	33	35.9%
Letter	1600	32	6.25%
Optdigits	5216	64	2.88%
Pima	768	8	35%
Vertebral	240	6	12.5%
Vowels	1456	12	3.43%
WBC	378	30	5.56%

and Moons) to provide an intuitive, qualitative analysis, and 10 publicly available benchmark datasets obtained from the ODDS library [13] for a large-scale quantitative evaluation. The characteristics of the benchmark datasets, covering a diverse range of dimensionalities and structures, are summarized in Table 1.

## (2) Comparison Methods

We compare the proposed Two-Stage LKPLO with a suite of strong baseline and state-of-the-art methods. The evaluated methods include:

- **Standard non-kernel methods:**  $k$ -nearest neighbors (KNN) [14], LOF [9] and Kernel Density Estimation (KDE) [15].
- **Standard kernel-based methods:** OCSVM [8] and KPCA [16].
- **Standard clustering-based method:** CBLOF [10].
- **Standard tree-based method:** Isolation Forest (IForest) [17].
- **Related projection-based methods:** This category includes methods that are conceptually direct predecessors to our proposed framework, allowing for a direct evaluation of our architectural contributions.
  - **RPD** [3]: The classical projection-based method, serving as the foundational baseline.
  - **WRPO** [6]: An extension of RPD that introduces a *localization* strategy in the original data space. Although a clustering-based method in its own right (as discussed in Sec.2.3), we include it here to specifically evaluate the impact of the localization component.
  - **KRPD** [4]: An extension of RPD that introduces a *kernel mapping* but remains a global method.

For our proposed method, we evaluate its two loss function variants: Two-Stage LKPLO (SVM-like) and (Robust-Z).

## (3) Evaluation Protocol

To ensure a robust and fair comparison, we employ a 5-fold stratified cross-validation protocol for each dataset. We use `StratifiedKFold` from `scikit-learn`, which preserves the percentage of samples for each class (inlier/outlier) in each fold. A fixed random seed (`random_state=42`) is applied

to all data-splitting processes to ensure the reproducibility of our experiments. The final reported score for each method is the mean and standard deviation of the ROC AUC across the 5 folds.

## (4) Hyperparameter Optimization

For all methods, including our proposed approach, we perform automatic hyperparameter optimization using the Optuna framework [18]. In each fold, the designated training data is further divided into a training subset (75%) and a validation subset (25%), again using stratification and a fixed random seed. For each method, Optuna is executed for 50 trials to identify the hyperparameter configuration that maximizes the ROC AUC on the validation subset. This rigorous procedure ensures that all methods are evaluated under fair and consistent tuning conditions, allowing for a comparison of their optimal potential.

While the search spaces for baseline methods followed standard practices, the key hyperparameter ranges for our proposed Two-Stage LKPLO were set as follows. For the SVM-like variant:

- Number of clusters,  $K$ : integers in  $[2, 30]$
- RBF kernel parameter,  $\gamma$ : log-uniform in  $[10^{-4}, 10^1]$
- Number of principal components,  $q$ : integers in  $[5, 30]$
- SVM-like loss hyperparameter,  $c$ : uniform in  $[1.0, 5.0]$

The ranges for the Robust-Z variant were set similarly.

## (5) Implementation Details

All experiments were conducted on a machine equipped with an Intel Core i9-9900K CPU, 64 GB of RAM, and running Ubuntu 24.04 LTS. The proposed method and all comparison experiments were implemented in Python 3.12. We utilized several key libraries, including `scikit-learn` 1.7.1, `PyOD` 2.0.5, `Optuna` 4.4.0, `NumPy` 2.2.6, and `Matplotlib` 3.10.3.

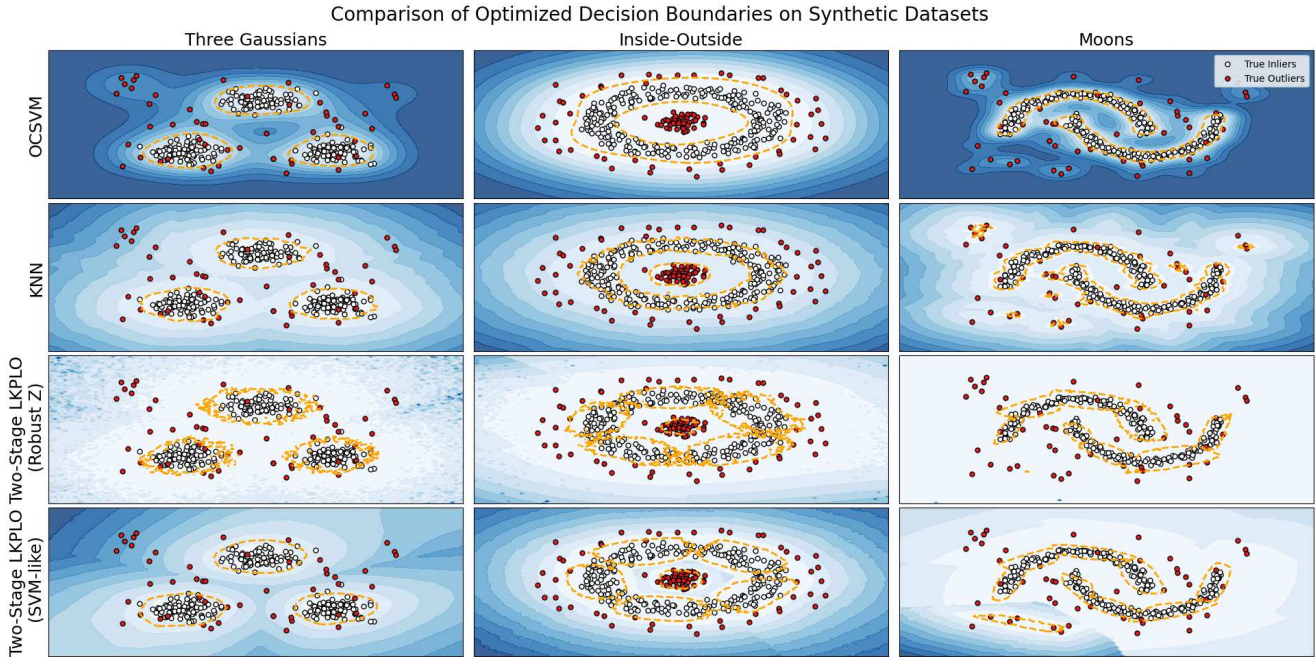
## 4.2 Evaluation on Synthetic Datasets

To provide an intuitive understanding of our method's behavior and its core capabilities, we first evaluate it on several challenging 2D synthetic datasets. These datasets are designed to highlight specific failure modes of existing algorithms and to demonstrate the effectiveness of our approach's components.

We use three synthetic datasets:

- **Three Gaussians:** A multi-modal dataset where inliers form three distinct clusters.
- **Inside–Outside:** A challenging dataset specifically designed for this study, featuring inliers in a ring structure with outliers both inside and outside the ring.
- **Moons:** A standard benchmark for non-linear separability.

Figure 1 presents a visual comparison of the decision boundaries learned by OCSVM, KNN, and the two variants of the proposed Two-Stage LKPLO, after hyperparameter



**Fig. 1** Comparison of optimized decision boundaries on three synthetic datasets. Each row corresponds to a different outlier detection algorithm, and each column to a different dataset. The background color map represents the outlier score, with lighter colors indicating higher scores. The orange dashed line shows the decision boundary separating inliers from outliers.

optimization using Optuna on each dataset. This qualitative analysis reveals the distinctive characteristics and capabilities of each algorithm.

The top two rows of Figure 1 illustrate the behaviors of the standard methods. OCSVM, which learns a single global boundary, successfully captures the non-linear shape of the Moons data. However, its global nature proves to be a critical weakness on multi-modal data. On the Three Gaussians dataset, it merges the distinct inlier clusters into one large region, and more notably, on the Inside-Outside dataset, it completely fails to detect the internal cluster of outliers, misinterpreting it as the dense center of the inlier distribution. KNN, a local method, correctly identifies the separate clusters in Three Gaussians. However, its performance is sensitive to local density, causing it to form an overly complex boundary on Moons. On the Inside-Outside dataset, while it manages to isolate the internal outlier cluster, its boundary is highly dependent on this local density, demonstrating its limitations.

The third row shows the results of our method using the classical Robust Z-score loss. While this variant correctly identifies the three distinct inlier clusters in Three Gaussians, owing to our two-stage architecture, its limitations are apparent on the other datasets. On Inside-Outside, the boundary is too wide to capture the external outliers, and on Moons, it fails to adapt to the non-convex shape, resulting in a simplistic, convex-like boundary. This empirically demonstrates that simply combining localization with the traditional MAD-based metric is insufficient to handle

complex non-linear problems.

The final row highlights the full potential of our proposed framework. The Two-Stage LKPLO (SVM-like) variant exhibits remarkable adaptability across all three challenging scenarios:

- **Three Gaussians:** It learns tight, well-separated boundaries for each inlier cluster, demonstrating the effectiveness of the clustering stage. Unlike OCSVM, it does not erroneously merge distinct clusters.
- **Inside-Outside:** It achieves what other methods could not—learning a unified, coherent model that simultaneously delineates both the internal and external outlier structures. While KNN also manages to isolate the internal outlier cluster, its boundary remains highly sensitive to local data density. In contrast, our method learns a well-defined inner boundary surrounding the central outliers and, at the same time, a stable outer boundary that faithfully preserves the integrity of the inlier ring. These results provide direct evidence of our hybrid architecture’s unique capability to integrate both global and local structural information within a single cohesive framework.
- **Moons:** It learns a tight, non-convex boundary that closely follows the underlying data manifold. The piecewise-linear nature of the boundary reflects the mechanism of the local projection search, effectively approximating a complex shape through a collection of simpler, locally adaptive decisions.

In summary, this visual analysis underscores that the superior performance of our proposed method stems from the synergistic interplay among its key components: the kernel mapping linearizes the data; the two-stage localization effectively handles multi-modality; and the flexible SVM-like loss function enables the learning of adaptive, non-convex boundaries.

### 4.3 Performance Comparison on Benchmark Datasets

The overall performance comparison across 10 benchmark datasets is summarized in Tables 2 and 3. Each table reports the mean and standard deviation of ROC AUC scores obtained through five-fold cross-validation, with the best performance for each dataset highlighted in bold. Our analysis yields several key insights into the behavior and effectiveness of the proposed framework.

First, the *Average* scores at the bottom of the tables provide an overview of the overall trends. Our proposed Two-Stage LKPLO (SVM-like) achieves the highest average ROC AUC (0.843) among all nine evaluated methods, demonstrating strong and consistent performance across diverse data structures. This is closely followed by its conceptual predecessor, KRPD (0.824), underscoring the general strength of kernelized, projection-based approaches. It is also highly noteworthy that WRPO (Avg: 0.798), which incorporates localization into the basic RPD framework (Avg: 0.731), exhibits a substantial improvement in average performance. This finding strongly suggests that the localization strategy is a powerful component for handling multi-modal data, even in the original data space.

The strength of our Two-Stage LKPLO becomes particularly evident on several challenging datasets:

- **Arrhythmia:** On this high-dimensional and complex medical dataset, our method achieved the top score (AUC: 0.813), significantly outperforming most other methods, including the strong baseline IForest. This performance, particularly in a high-dimensional and unstructured setting, underscores the power of our kernelized and localized approach.
- **Glass:** Our framework achieved competitive scores, particularly with the SVM-like loss (AUC: 0.881), substantially exceeding the next best baseline, KNN (0.812). While the Robust-Z variant also performed competitively (AUC: 0.878), the results suggest that the two-stage architecture effectively models complex inter-feature relationships, regardless of the specific loss function. The strong performance of both variants on this dataset, which exhibits dense, separated clusters, further validates our approach.
- **WBC and Optdigits:** Our method demonstrated top-tier or highly competitive performance on these canonical multi-cluster problems. The results on Optdigits are particularly revealing, as they clearly highlight the distinct contributions of localization and kernelization. Notably, WRPO, which introduces a localization strat-

egy to the basic RPD framework, achieves a strong AUC of 0.871—a substantial improvement over the baseline RPD (0.572)—confirming that localization is a key factor for success on multi-cluster data. However, even higher performance is achieved by methods incorporating kernelization. Both our Two-Stage LKPLO variants (Robust-Z: 0.888, SVM-like: 0.922) and KRPD (0.926) outperform WRPO. This suggests that while localization is crucial, first mapping the data into a more separable feature space via Kernel PCA enables more effective clustering and local scoring. By integrating both principles, our Two-Stage LKPLO achieves state-of-the-art performance, validating our central hypothesis that the synergistic combination of global kernel mapping and local clustering provides a particularly powerful strategy for modeling complex, inherently clustered data structures.

While our proposed method is powerful, the results also confirm the “No Free Lunch” principle, as no single method demonstrates optimal performance across all datasets.

- **Cardio and Ionosphere:** On these datasets, KRPD and KPCA exhibit superior performance. These datasets likely possess global non-linear structures that are sufficiently captured by a single kernel mapping, rendering the additional localization step unnecessary or potentially even counterproductive due to added complexity.
- **Vowels and Letter:** On these datasets, which are characterized by distinct and well-separated clusters, simpler methods such as KNN, OCSVM, and notably WRPO, perform exceptionally well. The strong performance of WRPO (e.g., AUC: 0.912 on Vowels) underscores the effectiveness of localization strategies for multi-modal data. The fact that Two-Stage LKPLO achieves a comparable score suggests that, for data in which clusters are well-separated in the original feature space, the primary performance gain arises from localization, while the additional complexity introduced by kernel mapping may offer limited further benefit.

A crucial aspect of our framework lies in the flexibility of its loss function. This is clearly demonstrated by the direct comparison between our two proposed variants in Table 3. While the classical Robust-Z metric performs well on certain datasets (e.g., achieving a strong AUC of 0.888 on Optdigits), the SVM-like loss variant consistently attains higher or comparable performance across most datasets, yielding a superior overall average score (0.843 vs. 0.823). This suggests that the latter—measuring deviation from a learned boundary rather than from a fixed central point—is generally better suited to the non-Gaussian and complex distributions that arise in the kernel-induced feature space. This finding strongly supports the central thesis of our PLO framework: advancing outlier detection requires moving beyond fixed statistical metrics toward adaptive, learnable loss functions.

In summary, the quantitative results demonstrate that our Two-Stage LKPLO—particularly with the SVM-like



**Table 2** ROC AUC scores (mean  $\pm$  std. dev.) of outlier detection methods across 10 benchmark datasets, based on 5-fold cross-validation. The best performance for each dataset is highlighted in bold. (Part 1: Comparison with Baseline Methods)

Datasets	KNN	LOF	KDE	IForest	CBLOF	OCSVM	KPCA
Arrhythmia	0.775 $\pm$ 0.080	0.766 $\pm$ 0.084	0.742 $\pm$ 0.063	0.810 $\pm$ 0.030	0.781 $\pm$ 0.080	0.769 $\pm$ 0.072	0.771 $\pm$ 0.074
Cardio	0.892 $\pm$ 0.019	0.736 $\pm$ 0.029	0.951 $\pm$ 0.013	0.926 $\pm$ 0.021	0.854 $\pm$ 0.087	0.948 $\pm$ 0.014	0.941 $\pm$ 0.013
Glass	0.812 $\pm$ 0.092	0.710 $\pm$ 0.270	0.727 $\pm$ 0.183	0.693 $\pm$ 0.130	0.727 $\pm$ 0.164	0.732 $\pm$ 0.173	0.749 $\pm$ 0.160
Ionosphere	0.930 $\pm$ 0.022	0.903 $\pm$ 0.019	0.937 $\pm$ 0.021	0.850 $\pm$ 0.035	0.869 $\pm$ 0.074	0.934 $\pm$ 0.024	<b>0.940 <math>\pm</math> 0.026</b>
Letter	0.910 $\pm$ 0.035	0.891 $\pm$ 0.032	0.896 $\pm$ 0.046	0.663 $\pm$ 0.019	0.805 $\pm$ 0.032	<b>0.926 <math>\pm</math> 0.019</b>	0.921 $\pm$ 0.025
Optdigits	0.405 $\pm$ 0.022	0.586 $\pm$ 0.067	0.563 $\pm$ 0.037	0.710 $\pm$ 0.055	0.731 $\pm$ 0.054	0.554 $\pm$ 0.073	0.585 $\pm$ 0.053
Pima	<b>0.724 <math>\pm</math> 0.028</b>	0.663 $\pm$ 0.033	0.716 $\pm$ 0.026	0.684 $\pm$ 0.032	0.686 $\pm$ 0.037	0.698 $\pm$ 0.041	0.723 $\pm$ 0.035
Vertebral	0.344 $\pm$ 0.071	0.512 $\pm$ 0.104	0.378 $\pm$ 0.094	0.395 $\pm$ 0.063	0.412 $\pm$ 0.055	0.560 $\pm$ 0.104	0.489 $\pm$ 0.114
Vowels	<b>0.962 <math>\pm</math> 0.028</b>	0.934 $\pm$ 0.020	0.876 $\pm$ 0.097	0.790 $\pm$ 0.052	0.928 $\pm$ 0.039	0.894 $\pm$ 0.108	0.922 $\pm$ 0.068
WBC	0.937 $\pm$ 0.048	0.924 $\pm$ 0.053	0.939 $\pm$ 0.045	0.927 $\pm$ 0.052	0.951 $\pm$ 0.040	0.940 $\pm$ 0.046	0.932 $\pm$ 0.045
<b>Average</b>	0.769 $\pm$ 0.203	0.762 $\pm$ 0.144	0.772 $\pm$ 0.187	0.745 $\pm$ 0.180	0.774 $\pm$ 0.169	0.795 $\pm$ 0.139	0.810 $\pm$ 0.174

**Table 3** (Continued) ROC AUC scores. (Part 2: Comparison with Projection-based Methods and Our Proposed Method)

Datasets	RPD	WRPO	KRPD	Two-Stage LKPLO (ours, Robust-Z)	Two-Stage LKPLO (ours, SVM-like)
Arrhythmia	0.762 $\pm$ 0.076	0.758 $\pm$ 0.086	0.765 $\pm$ 0.084	0.794 $\pm$ 0.052	<b>0.813 <math>\pm</math> 0.058</b>
Cardio	0.939 $\pm$ 0.019	0.931 $\pm$ 0.036	<b>0.972 <math>\pm</math> 0.008</b>	0.846 $\pm$ 0.070	0.937 $\pm$ 0.011
Glass	0.746 $\pm$ 0.105	0.810 $\pm$ 0.114	0.720 $\pm$ 0.087	0.878 $\pm$ 0.070	<b>0.881 <math>\pm</math> 0.105</b>
Ionosphere	0.863 $\pm$ 0.011	0.823 $\pm$ 0.082	0.934 $\pm$ 0.020	0.862 $\pm$ 0.078	0.862 $\pm$ 0.048
Letter	0.653 $\pm$ 0.047	0.841 $\pm$ 0.052	0.873 $\pm$ 0.023	0.818 $\pm$ 0.067	0.832 $\pm$ 0.033
Optdigits	0.572 $\pm$ 0.074	0.871 $\pm$ 0.007	<b>0.926 <math>\pm</math> 0.035</b>	0.888 $\pm$ 0.085	0.922 $\pm$ 0.027
Pima	0.695 $\pm$ 0.039	0.704 $\pm$ 0.028	0.691 $\pm$ 0.018	0.660 $\pm$ 0.029	0.711 $\pm$ 0.024
Vertebral	0.369 $\pm$ 0.083	0.386 $\pm$ 0.113	<b>0.651 <math>\pm</math> 0.112</b>	0.650 $\pm$ 0.049	0.629 $\pm$ 0.136
Vowels	0.790 $\pm$ 0.041	0.924 $\pm$ 0.027	0.784 $\pm$ 0.107	0.904 $\pm$ 0.016	0.906 $\pm$ 0.029
WBC	0.919 $\pm$ 0.054	0.931 $\pm$ 0.047	0.928 $\pm$ 0.077	0.937 $\pm$ 0.052	<b>0.957 <math>\pm</math> 0.027</b>
<b>Average</b>	0.731 $\pm$ 0.183	0.798 $\pm$ 0.181	0.824 $\pm$ 0.108	0.823 $\pm$ 0.057	<b>0.843 <math>\pm</math> 0.109</b>

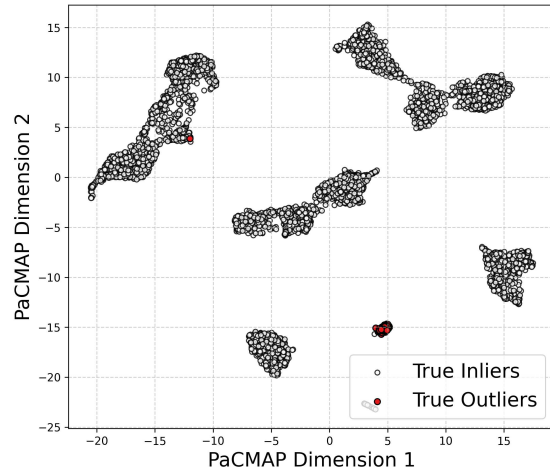
loss—is not a universal solution but a powerful, state-of-the-art approach for a significant and challenging class of outlier detection problems.

#### 4.4 Analysis of Data Structures and Model Behavior

To understand the varying performance of the algorithms across different datasets, we visualize the data structures using PaCMAP [19], a dimensionality reduction technique that effectively preserves both local and global relationships. Figure 2, 3, and 4 show the 2D embeddings for the Optdigits, Vowels, and Arrhythmia datasets, respectively. These visualizations provide compelling insights that align well with our quantitative results presented in Table 2 and 3.

##### 4.4.1 Case Study 1: Success on Well-Separated Multi-Cluster Data (Optdigits)

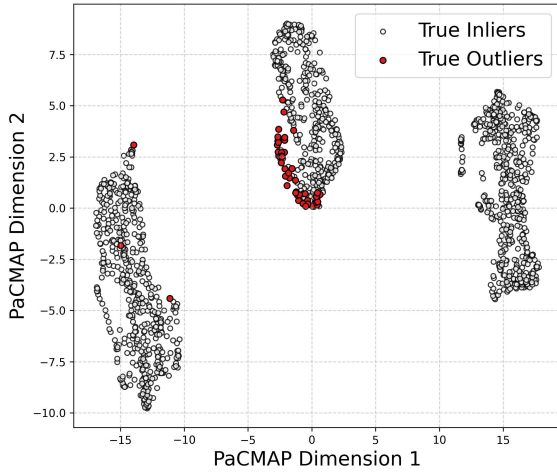
The Optdigits dataset, where our Two-Stage LKPLO achieved its most decisive performance (AUC: 0.922), exhibits a clearly multi-clustered structure, as shown in Figure 2. The inliers (white dots) form multiple, dense, and well-separated clusters, presumably corresponding to different handwritten digits, while the outliers (red dots) exist as small, isolated groups that do not conform to any main



**Fig. 2** PaCMAP visualization of the Optdigits dataset; It exhibits a clear multi-cluster structure.

cluster.

This setting is ideal for our two-stage approach. The global kernel PCA stage effectively maps the high-dimensional pixel data into a feature space where these digit



**Fig. 3** PaCMAP visualization of the Vowels dataset; It is characterized by locally dense, globally separated clusters.

clusters become approximately linearly separable. Subsequently, the clustering stage accurately identifies these distinct groups, allowing our method to correctly learn the manifold of each digit class. Outliers, which by definition do not belong to any of these learned manifolds, are then easily identified by the local scoring mechanism. In contrast, simpler methods like KNN struggle in this scenario because outliers can form their own dense local neighborhoods, leading to false negatives.

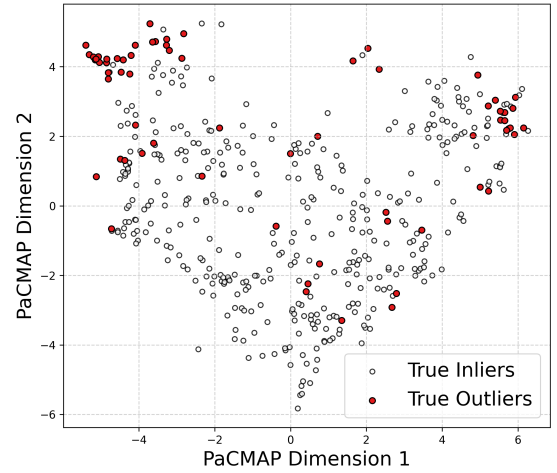
#### 4.4.2 Case Study 2: The Challenge of Locally Dense, Globally Separated Clusters (Vowels)

Figure 3 visualizes the Vowels dataset, where KNN demonstrated the strongest performance. The PaCMAP embedding reveals that the inliers form three distinct, elongated, and highly dense clusters, while the outliers are sparsely located, often near the boundaries of these dense regions.

In this context, KNN’s superiority can be attributed to its purely local nature. Given the high density and clear separation between the inlier clusters, an outlier’s nearest neighbors are highly likely to be other outliers or boundary inliers, resulting in a high anomaly score. Our Two-Stage LKPLO, while achieving a competitive AUC of 0.906, was slightly outperformed. This suggests that although our localization strategy is effective, the additional complexity of the kernel mapping and projection search may not be optimal for data where simple, local density is the most powerful discriminating feature. Nevertheless, its strong performance validates its ability to adapt to multi-modal data.

#### 4.4.3 Case Study 3: Unstructured Data and the Power of a Hybrid Approach (Arrhythmia)

The Arrhythmia dataset, where our method also achieved the



**Fig. 4** PaCMAP visualization of the Arrhythmia dataset; It shows a complex, unstructured distribution.

top score (AUC: 0.813), presents a starkly different picture (Figure 4). The data exhibits no discernible cluster structure; inliers and outliers are intermingled, forming a single, sparse, and complex cloud in high-dimensional space.

This “unstructured” nature poses a significant challenge for many algorithms. The success of our Two-Stage LKPLO in this scenario is particularly noteworthy, as it demonstrates that our method is not merely a cluster-based detector. Instead, the global kernel PCA stage appears to be capturing high-order, non-linear correlations within the data that are not visually apparent in a 2D embedding. The subsequent “clustering” stage may then be partitioning this complex feature space into regions of differing statistical properties, allowing the local projection-based scoring to identify subtle deviations that constitute anomalies. The victory here highlights our method’s versatility: it excels on clearly structured data like Optdigits by modeling the clusters, and on unstructured data like Arrhythmia by leveraging the power of its kernelized, localized feature analysis.

#### 4.5 Ablation Study: The Synergy of Kernelization and Localization

To empirically validate our architectural design choices, we conducted an ablation study to disentangle the individual contributions of the key components within our framework. We compare our full model, Two-Stage LKPLO, against its simpler variants by progressively removing its core components:

- **KPLO (Kernel, Global):** This variant omits the localization stage (Stage 2 clustering), applying the kernelized projection search globally. Its purpose is to test the necessity of the localization strategy.
- **PLO (Linear, Global):** This variant omits both the kernelization (Stage 1) and the localization, operating



**Table 4** Ablation study results (mean ROC AUC  $\pm$  std. dev.) on two synthetic datasets. The performance consistently improves as components are added, demonstrating the synergy of kernelization and localization.

Model Variant	Inside–Outside	Vowels
<i>Baseline:</i>		
PLO (Linear, Global)	$0.446 \pm 0.065$	$0.756 \pm 0.074$
<i>+ Kernelization:</i>		
KPLO (Kernel, Global)	$0.513 \pm 0.054$	$0.817 \pm 0.057$
<i>+ Localization (Full Model):</i>		
<b>Two-Stage LKPLO</b>	<b><math>0.788 \pm 0.141</math></b>	<b><math>0.919 \pm 0.052</math></b>

directly in the original data space. It serves as a baseline to evaluate the impact of the non-linear mapping.

We perform this study on two synthetic datasets, Inside–Outside and Vowels, each chosen to isolate and highlight the importance of a specific architectural component. The performance, evaluated via 5-fold cross-validation and optimized with Optuna for each model, is summarized in Table 4.

The Inside–Outside dataset, characterized by its highly non-linear and non-convex structure, clearly demonstrates the importance of the kernel mapping. As shown in Table 4, PLO, which operates linearly, fails completely on this task with a near-random AUC of 0.446. The introduction of kernelization in KPLO yields only a marginal improvement to 0.513, but the model still fails to capture the underlying structure. This indicates that while kernelization is a necessary step to handle the non-linearity, it is not sufficient on its own.

The crucial role of our two-stage localization strategy is highlighted by the results on both datasets. On the Inside–Outside data, the performance dramatically increases from 0.513 (KPLO) to 0.788 (Two-Stage LKPLO). This leap can be attributed to the clustering stage, which successfully separates the inlier ring from the internal outlier cluster, allowing each to be evaluated in its own local context—a task that a global model fundamentally cannot perform.

This finding is further corroborated by the Vowels dataset, a canonical example of multi-modal data. Here, the ablation results show a clear, stepwise improvement: PLO (0.756)  $\rightarrow$  KPLO (0.817)  $\rightarrow$  Two-Stage LKPLO (0.919). The substantial performance gain achieved by introducing the localization stage confirms that this component is essential for effectively handling data with multiple distinct inlier clusters.

Overall, this ablation study provides compelling evidence that the superior performance of our proposed method arises not from a single component but from the synergistic combination of kernelization and localization. Kernelization is vital for adapting to non-linear manifolds, while localization is indispensable for resolving multi-modal structures. By integrating both, the Two-Stage LKPLO architecture offers a powerful and flexible solution for a class of complex outlier detection problems that are intractable for its constituent parts alone.

## 5. Conclusion

In this paper, we introduced a novel outlier detection method, Two-Stage Localized Kernel PLO (Two-Stage LKPLO), which synergistically combines a generalized, loss-based measure of outlyingness (PLO) with a two-stage architecture involving kernel PCA and subsequent clustering-based localization. This integrated approach is designed to effectively handle complex data exhibiting both non-linear and multi-modal structures.

Comprehensive experiments, conducted using 5-fold cross-validation with automated hyperparameter optimization, rigorously evaluated this design. The proposed method achieved state-of-the-art or highly competitive performance on several challenging datasets, most notably Optdigits, Arrhythmia, and Vowels. The strong performance on Optdigits validates our core hypothesis that the two-stage architecture represents a powerful strategy for multi-cluster data.


Furthermore, our ablation study provided compelling evidence for the synergistic effectiveness of our design choices. It empirically demonstrated that both the kernelization stage and the localization stage are indispensable components, each contributing significantly to the overall performance on data with non-linear and multi-modal characteristics, respectively. The consistent superiority of the SVM-like loss over the classical Robust-Z metric further highlights the fundamental advantage of our flexible PLO framework—moving beyond fixed statistical metrics.

While no single method proves universally superior, our work contributes a powerful new algorithm for a specific and challenging class of outlier detection problems. More broadly, it offers a flexible framework and concrete architecture that underscore the importance of hybrid, multi-stage approaches in modern outlier detection. Future work will focus on exploring more advanced clustering algorithms to further enhance performance on complex multi-modal data and on developing methods for the automated selection of optimal loss functions.

## References

- [1] W.A. Stahel, Robust estimation: infinitesimal optimality and covariance matrix estimators, Ph.D. thesis, ETH Zurich, 1981.
- [2] D.L. Donoho and M. Gasko, “Breakdown properties of location estimates based on halfspace depth and projected outlyingness,” *The Annals of Statistics*, vol.20, no.4, pp.1803–1827, 1992.
- [3] Y. Zuo, “Projection-based depth functions and associated medians,” *The Annals of Statistics*, vol.31, no.5, pp.1460–1490, 2003.
- [4] A. Tamamori, “Kernel random projection depth for outlier detection,” 2023 Asia Pacific Signal and Information Processing Association Annual Summit and Conference (APSIPA ASC), pp.317–324, IEEE, 2023.
- [5] C.H. Dağidır, M. Hubert, and P.J. Rousseeuw, “Kernel outlier detection,” *Journal of Data Science, Statistics, and Visualisation*, vol.5, no.8, 2025.
- [6] A. Tamamori, “Unsupervised outlier detection based on random projection outlyingness with local score weighting,” *IEICE Transactions on Information and Systems*, vol.E106-D, no.7, pp.1244–1248, 2023.
- [7] A. Castellanos and P. Mozharovskiy, “Data depth as a risk,” arXiv

- preprint arXiv:2507.08518, 2025.
- [8] B. Schölkopf, J.C. Platt, J. Shawe-Taylor, A.J. Smola, and R.C. Williamson, "Estimating the support of a high-dimensional distribution," *Neural Comput.*, vol.13, no.7, pp.1443–1471, 2001.
  - [9] M.M. Breunig, H.P. Kriegel, R.T. Ng, and J. Sander, "Lof: Identifying density-based local outliers," *Proc. of ICMD*, pp.93–104, 2000.
  - [10] Z. He, X. Xu, and S. Deng, "Discovering cluster-based local outliers," *Pattern Recognition Letters*, vol.24, no.9, pp.1641–1650, 2003.
  - [11] B. Schölkopf, A.J. Smola, and K.R. Müller, "Nonlinear component analysis as a kernel eigenvalue problem," *Neural Computation*, vol.10, no.5, pp.1299–1319, 1998.
  - [12] C.K.I. Williams and M. Seeger, "Using the nystrom method to speed up kernel machines," *Advances in Neural Information Processing Systems*, pp.661–667, MIT Press, 2000.
  - [13] S. Rayana, "ODDS library," 2016.
  - [14] S. Ramaswamy, R. Rastogi, and K. Shim, "Efficient algorithms for mining outliers from large data sets," *Proceedings of the 2000 ACM SIGMOD International Conference on Management of Data*, pp.427–438, Association for Computing Machinery, 2000.
  - [15] L.J. Latecki, A. Lazarevic, and D. Pokrajac, "Outlier detection with kernel density functions," *Machine Learning and Data Mining in Pattern Recognition*, ed. P. Perner, Berlin, Heidelberg, pp.61–75, Springer Berlin Heidelberg, 2007.
  - [16] H. Hoffmann, "Kernel pca for novelty detection," *Pattern Recognition*, vol.40, no.3, pp.863–874, 2007.
  - [17] F.T. Liu, K.M. Ting, and Z.H. Zhou, "Isolation forest," 2008 Eighth IEEE International Conference on Data Mining, pp.413–422, 2008.
  - [18] T. Akiba, S. Sano, T. Yanase, T. Ohta, and M. Koyama, "Optuna: A next-generation hyperparameter optimization framework," *The 25th ACM SIGKDD International Conference on Knowledge Discovery & Data Mining*, pp.2623–2631, 2019.
  - [19] Y. Wang, H. Huang, C. Rudin, and Y. Shaposhnik, "Understanding how dimension reduction tools work: An empirical approach to deciphering t-sne, umap, trimap, and pacmap for data visualization," *Journal of Machine Learning Research*, vol.22, no.201, pp.1–73, 2021.



**Akira Tamamori** He received his B.E., M.E., and D.E. degrees from Nagoya Institute of Technology, Nagoya, Japan, in 2008, 2010, 2014, respectively. From 2014 to 2016, he was a Research Assistant Professor at Institute of Statistical Mathematics, Tokyo, Japan. From 2016 to 2018, he was a Designated Assistant Professor at the Institute of Innovation for Future Society, Nagoya University, Japan. From 2018 to 2020, he was an lecturer at Aichi Institute of Technology, Japan. He has been an Associate Professor

at the same institute. He is also a Visiting Assistant Professor at Speech and Language Processing Laboratory, Japan. He is a member of the Institute of Electronics, Information and Communication Engineers (IEICE), the Acoustical Society of Japan (ASJ), and Asia-Pacific Signal and Information Processing Association (APSIPA).