

SpecKD: Speculative Decoding for Effective Knowledge Distillation of LLMs

Haiduo Huang*, Jiangcheng Song, Yadong Zhang, Pengju Ren

Institute of Artificial Intelligence and Robotics, Xi'an Jiaotong University

Abstract

Knowledge Distillation (KD) has become a cornerstone technique for compressing Large Language Models (LLMs) into smaller, more efficient student models. However, conventional KD approaches typically apply the distillation loss uniformly across all tokens, regardless of the teacher’s confidence. This indiscriminate mimicry can introduce noise, as the student is forced to learn from the teacher’s uncertain or high-entropy predictions, which may ultimately harm student performance—especially when the teacher is much larger and more powerful. To address this, we propose Speculative Knowledge Distillation (SpecKD), a novel, plug-and-play framework that introduces a dynamic, token-level gating mechanism inspired by the “propose-and-verify” paradigm of speculative decoding. At each step, the student’s token proposal is verified against the teacher’s distribution; the distillation loss is selectively applied only to “accepted” tokens, while “rejected” tokens are masked out. Extensive experiments on diverse text generation tasks show that SpecKD consistently and significantly outperforms strong KD baselines, leading to more stable training and more capable student models, and achieving state-of-the-art results.

Introduction

Large Language Models (LLMs) have achieved remarkable progress by scaling up both model size and training data (Kaplan et al. 2020; Team et al. 2024; Hurst et al. 2024). However, their substantial computational and memory requirements during inference present major obstacles to widespread deployment (Xu et al. 2024c). As a result, compressing LLMs while preserving their strong performance is essential for practical applications. To meet the demand for efficient inference, Knowledge Distillation (KD) (Hinton, Vinyals, and Dean 2015) has emerged as a key method for transferring knowledge from a large teacher model to a smaller student. This approach has enabled the development of high-performing Small Language Models (SLMs), as demonstrated by recent open-source models such as Gemma 3 (Team et al. 2025) and Qwen 3 (Yang et al. 2025).

A survey of the LLM distillation literature reveals two main research directions: (1) On the data side, efforts have focused on mitigating train-inference mismatch (i.e., ex-

posure bias (Arora et al. 2022)) by incorporating student-generated outputs (SGOs) through on-policy or off-policy strategies (Lin et al. 2020; Agarwal et al. 2024; Ko et al. 2024). (2) On the loss function side, many works have explored alternatives to the standard Kullback-Leibler (KL) divergence (Gu et al. 2023; Wu et al. 2024), such as skew KL (Ko et al. 2024) and other f-divergences (Wen et al. 2023). The recent DistiLLM-2 (Ko et al. 2025) method argues that adapting the loss function to the data type is crucial for maximizing their synergy, *i.e.*, using skew KL (SKL) for teacher responses and using skew reverse KL (SRKL) for student responses. However, **we question whether the focus on loss function geometry is truly the most critical factor.**

Our preliminary experiments (see Figure 1) show that different combinations of these loss functions yield surprisingly similar final performance compared with DistiLLM-2 (SKL+SRKL: 47.2%). Additional results on other evaluation platforms are provided in Appendix A. This observation is consistent with the analysis in (Wu et al. 2024). Theoretically, all forms of KL-divergence share the same ultimate optimization goal: to align the student’s distribution with the teacher’s, as we prove in our analysis. The main differences lie in the optimization path, not the final solution. This suggests that the prevailing focus on the logit-level loss function may overlook a more fundamental question: **which tokens are actually worth learning from?** This issue is especially important when there is a large capability gap between teacher and student, as forcing the student to mimic every teacher prediction—including high-entropy, noisy ones—can degrade performance. Therefore, we shift the focus from the loss function itself to the selective application of the loss at the token level.

Inspired by speculative decoding—a technique widely adopted for accelerating LLM inference—we explore its potential for knowledge distillation. Prior work, such as SKD (Xu et al. 2024b), leverages interleaved sampling to generate higher-quality training data by having the teacher replace low-quality student proposals. However, this approach primarily modifies the training data, rather than directly controlling the learning signal. This motivates us to develop a new paradigm that uses the speculative mechanism to address the core issue of indiscriminate learning.

We propose SpecKD, a speculative knowledge distillation framework that introduces selective token-level loss to en-

*huanghd@stu.xjtu.edu.cn

Under review as a conference paper.

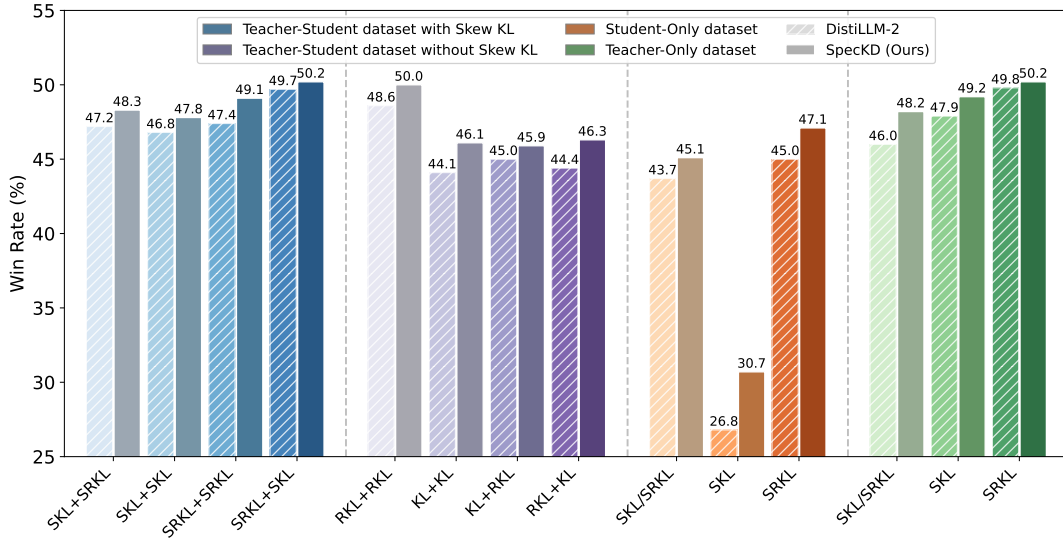


Figure 1: Performance comparison of different loss functions and training datasets on DistiLLM-2 (Ko et al. 2025) and our DistiLLM-2+SpecKD, using Qwen2-7B-Inst as the teacher and Qwen2-1.5B as the student. The chart shows Win Rate on the Evol-Instruct benchmark evaluated with GPT-4o. The baseline is gpt-3.5-turbo. This comprehensive comparison highlights the impact of various loss/data combinations and demonstrates the consistent advantage of our SpecKD method.

able more effective knowledge transfer to SLMs. Unlike previous methods that filter data, SpecKD filters the application of the loss itself. Specifically, each student token proposal is verified against the teacher’s distribution; the distillation loss is computed only for “accepted” tokens that align with the teacher’s high-confidence predictions, while “rejected” tokens are masked out. This approach directly addresses the problem of indiscriminate mimicry by controlling the learning signal at the token level, filtering out noise and creating an implicit curriculum for more stable and efficient knowledge transfer. Across multiple benchmarks, SpecKD consistently improves model performance when combined with state-of-the-art (SOTA) methods, demonstrating its robustness and effectiveness. As shown in Figure 1, SpecKD (solid bars) achieves the highest win rates across all dataset configurations, outperforming DistiLLM-2 variants. These results validate the effectiveness of our speculative decoding-based distillation strategy, which not only enhances performance but also integrates seamlessly with existing pipelines.

Our main contributions are as follows:

- We identify and analyze a critical blind spot in current LLM knowledge distillation: the indiscriminate, uniform application of the distillation loss across all tokens, which can lead to performance degradation when the teacher-student gap is large.
- We propose speculative knowledge distillation (SpecKD), a novel, plug-and-play framework that introduces a dynamic “propose-and-verify” mechanism inspired by speculative decoding to selectively apply the loss and filter noise from the learning objective.
- We conduct extensive experiments on various text generation tasks, demonstrating that SpecKD consistently and

significantly outperforms strong KD baselines, resulting in more stable training and more capable student models.

Related Work

Knowledge Distillation in LLMs. Knowledge Distillation (KD) (Hinton, Vinyals, and Dean 2015) serves as a fundamental approach for compressing large language models by transferring knowledge from a powerful teacher to a more efficient student. Recent research has advanced KD along two main directions: designing more effective distillation objectives and developing improved teaching strategies. On the objective side, MiniLLM (Gu et al. 2023) leverages reverse KL-divergence to encourage the student to capture the teacher’s main output modes, while AKL (Wu et al. 2024) adaptively blends forward and reverse KL to better align the student with different regions of the teacher’s distribution. DISTILLM (Ko et al. 2024) introduces a skewed KL-divergence grounded in theory, and DISTILLM-2 (Ko et al. 2025) further proposes a contrastive, asymmetric loss framework to exploit the complementary strengths of teacher- and student-generated data. In parallel, teaching strategies have become increasingly sophisticated. ImitKD (Lin et al. 2020) addresses exposure bias by incorporating on-policy data through imitation learning, while PromptKD (Kim, Jang, and Yang 2024) uses prompt tuning to elicit more student-friendly outputs from the teacher. To tackle the challenge that a stronger teacher may not always benefit the student, ATKD (Zhong et al. 2024) dynamically adjusts teaching modes for “easy” and “hard” tokens based on the teacher’s uncertainty. Unlike previous works that focus primarily on either data quality or loss function design, our SpecKD framework is orthogonal to these approaches: it enhances logits-based distillation and can be flexibly combined with

existing methods to further boost student performance.

Speculative Decoding in LLMs. Speculative decoding (SD) (Leviathan, Kalman, and Matias 2023; Chen et al. 2023) has emerged as an effective technique for accelerating LLM inference and has recently inspired new directions in knowledge distillation. For example, SKD (Xu et al. 2024b) leverages this mechanism to dynamically generate higher-quality training data by allowing the teacher to correct and replace low-quality tokens proposed by the student. In contrast, our proposed Speculative Knowledge Distillation (SpecKD) takes a fundamentally different approach: rather than filtering the training data, SpecKD filters the application of the distillation loss itself. Specifically, we retain the original training sequence but selectively mask the loss for tokens where the student’s proposal is not accepted by the teacher. This shifts the focus from data selection to more precise control over the learning signal, enabling a more targeted and effective knowledge transfer within the distillation process.

Preliminary

Loss Functions in Knowledge Distillation. In autoregressive language modeling, knowledge distillation (KD) aims to transfer the knowledge of a large teacher model $p(\mathbf{y}|\mathbf{x})$ to a smaller student model $q_\theta(\mathbf{y}|\mathbf{x})$. This is typically achieved by minimizing the Kullback-Leibler (KL) divergence between the teacher and student distributions over the next token at each time step. The standard sequence-level distillation loss aggregates token-wise KL divergences as follows:

$$L_{\text{KD}} = \sum_{t=1}^{|\mathbf{y}|} \text{KL}(p(\cdot|\mathbf{x}, y_{<t}) \| q(\cdot|\mathbf{x}, y_{<t})) \quad (1)$$

where $y_{<t}$ denotes the prefix (y_1, \dots, y_{t-1}) , and $p/q(\cdot|\mathbf{x}, y_{<t})$ are the predicted distributions for the next token.

This sequence-level KL divergence can be decomposed into token-level terms:

$$D_{\text{KL}}(\mathbf{x}, \mathbf{y}; p \| q_\theta) = \sum_{t=1}^{|\mathbf{y}|} p(y_t | \mathbf{y}_{<t}, \mathbf{x}) \log \frac{p(y_t | \mathbf{y}_{<t}, \mathbf{x})}{q_\theta(y_t | \mathbf{y}_{<t}, \mathbf{x})}. \quad (2)$$

The reverse KL divergence is similarly defined as $D_{\text{RKL}}(\mathbf{x}, \mathbf{y}; p \| q_\theta) = D_{\text{KL}}(\mathbf{x}, \mathbf{y}; q_\theta \| p)$. While KL divergence is widely used, it has well-known drawbacks: the forward KL tends to encourage mode averaging, while the reverse KL can lead to mode collapse.

To address these issues, (Ko et al. 2024) proposed skewed variants—skew KL (SKL) and skew reverse KL (SRKL)—which interpolate between the teacher and student distributions:

$$D_{\text{SKL}}^{(\alpha)}(\mathbf{x}, \mathbf{y}; p \| q_\theta) = D_{\text{KL}}(\mathbf{x}, \mathbf{y}; p \| \alpha p + (1 - \alpha)q_\theta), \quad (3)$$

$$D_{\text{SRKL}}^{(\alpha)}(\mathbf{x}, \mathbf{y}; p \| q_\theta) = D_{\text{KL}}(\mathbf{x}, \mathbf{y}; q_\theta \| (1 - \alpha)p + \alpha q_\theta). \quad (4)$$

These simple yet effective modifications have been shown to accelerate convergence and improve performance over recent baselines: MiniLLM (Gu et al. 2023), GKD (Agarwal et al. 2024), and DistiLLM-2 (Ko et al. 2025).

Mechanism in Speculative Decoding. Speculative decoding accelerates inference by having a lightweight draft model q_θ generate a short sequence of candidate tokens,

which are then verified by a stronger target model p . Specifically, given a prefix $T_{1:j}$, the draft model autoregressively proposes a sequence $T_{j+1:j+\gamma}$ with corresponding probabilities $q_{j+1:j+\gamma}$, where γ is the draft length. The target model then computes its own probabilities $p_{j+1:j+\gamma}$ for the same candidate sequence in parallel. Each candidate token t_{j+i} is sequentially checked: if it meets the acceptance criterion (e.g., based on the ratio $\min(1, p_{j+i}(t_{j+i})/q_{j+i}(t_{j+i}))$), it is accepted and appended to the output; otherwise, the first rejected token and all subsequent ones are discarded, and the target model resamples a new token at the rejection position. This process repeats until the sequence is complete. By construction, this mechanism guarantees that the final output distribution is equivalent to standard autoregressive decoding, regardless of whether greedy or sampling-based strategies are used (Leviathan, Kalman, and Matias 2023).

Method

In this section, we present **SpecKD**, our proposed framework designed to address the limitations of uniform, indiscriminate loss application in conventional knowledge distillation. Drawing inspiration from speculative decoding, SpecKD introduces a dynamic, token-level verification mechanism that selectively filters the distillation signal, focusing learning on tokens where the student and teacher are sufficiently aligned.

Formally, the SpecKD loss is defined as:

$$L_{\text{SpecKD}} = \sum_{t=1}^{|\mathbf{y}|} V_t \cdot D_{\text{KL}}(p_t \| q_t) \quad (5)$$

where $p_t = p(\cdot|\mathbf{x}, y_{<t})$ and $q_t = q_\theta(\cdot|\mathbf{x}, y_{<t})$ denote the teacher and student distributions at position t , and $V_t \in \{0, 1\}$ is a token-level verification indicator determined by a verification function $V(\cdot)$. The core innovation of SpecKD lies in the design of V_t , which adaptively decides whether to apply the distillation loss at each token based on the agreement between the student and teacher.

We begin by analyzing a naive probability-based verification scheme, then motivate and develop our final, more robust token-based verification mechanisms.

Verification Mechanisms in SpecKD

Probability-Based Verification (Ablation) A straightforward approach is to compare the probabilities assigned by the student and teacher to the ground-truth token. For example, one might accept a token if the student’s confidence is close to the teacher’s:

$$V_t = \mathbb{I}\left(\frac{q_\theta(y_t | \mathbf{x}, \mathbf{y}_{<t})}{p(y_t | \mathbf{x}, \mathbf{y}_{<t})} \geq \tau\right) \quad (6)$$

where τ is a threshold and $\mathbb{I}(\cdot)$ is the indicator function. However, this approach is sensitive to the “peakedness” of LLM output distributions and to small fluctuations in logits, making it unstable and less robust in practice. This motivates a shift to discrete token-based verification.

Greedy Top- k Token Verification To enhance robustness, we propose a discrete, rank-based verification mechanism. At each step t , the student proposes its most likely

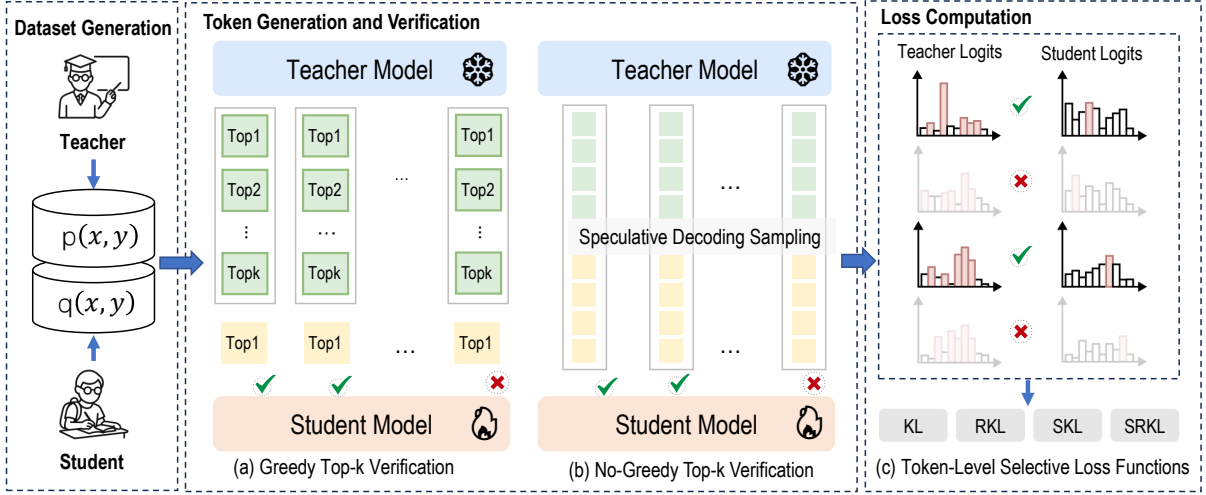


Figure 2: The SpecKD framework adopts a “propose-and-verify” approach for efficient and selective token-level knowledge distillation. It comprises three stages: (1) Dataset generation; (2) Token proposal and verification—where the student either generates a greedy (argmax) token or samples top- k candidates, and each proposal is checked against the teacher’s top- k outputs; (3) Token-level loss computation—only accepted tokens contribute to the loss, allowing flexible use of KL, RKL, SKL, or SRKL objectives, while rejected tokens (shown in gray) are masked out. This design ensures that learning signals are focused on reliable, teacher-aligned tokens.

token:

$$q_t^* = \arg \max_y q_\theta(y|\mathbf{x}, \mathbf{y}_{<t}) \quad (7)$$

We then check whether this token is among the teacher’s top- k candidates:

$$V_t = \mathbb{I}(q_t^* \in \text{Top}_k(p_t)) \quad (8)$$

where $\text{Top}_k(p_t)$ denotes the set of k tokens with the highest probabilities under the teacher’s distribution at position t . This method is robust to the absolute probability values and provides an intuitive knob (k) to control the strictness of verification.

Sampling-Based (No-Greedy) Top- k Verification To further mitigate exposure bias and better simulate real-world LLM generation, we extend the verification to a sampling-based setting. Here, the student samples k candidate tokens from its distribution:

$$\tilde{\mathbf{q}}_t = \text{Sample}_k(q_\theta(\cdot|\mathbf{x}, \mathbf{y}_{<t})) \quad (9)$$

Each sampled token is then checked for presence in the teacher’s top- k set:

$$V_t = \mathbb{I}(\exists y \in \tilde{\mathbf{q}}_t \text{ s.t. } y \in \text{Top}_k(p_t)) \quad (10)$$

This approach increases flexibility and further reduces the impact of distributional mismatch, while maintaining the robustness of discrete token verification. We adopt no-greedy Top- k verification as the default in SpecKD due to its simplicity and effectiveness.

Token Acceptance Rate (TAR) A key property of SpecKD is its stable and convergent training dynamics, which can be quantified by the *Token Acceptance Rate* (TAR):

$$\text{TAR} = \mathbb{E}_{(x,y)} \left[\frac{1}{|y|} \sum_{t=1}^{|y|} V_t \right] \quad (11)$$

TAR measures the expected fraction of tokens for which the student’s proposal is accepted by the teacher’s verifier. We prove (see Appendix, Theorem 1) that, under mild assumptions, SpecKD guarantees a monotonic increase in TAR during training, reflecting improved student-teacher alignment.

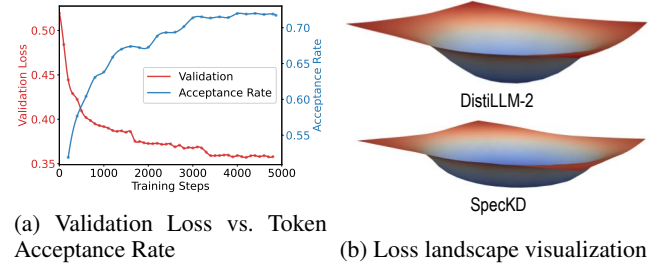


Figure 3: Comprehensive analysis: (a) Relationship between validation loss and TAR; (b) Loss landscape comparison.

The SpecKD Algorithm. We summarize the full SpecKD training procedure in Algorithm 1. The core is the dynamic, token-level verification that determines whether to apply the distillation loss at each position.

Theoretical Properties of SpecKD

Connection to Implicit Curriculum Learning SpecKD naturally induces an implicit, adaptive curriculum (Liu et al. 2024). As training progresses, the Token Acceptance Rate (TAR) increases quasi-monotonically (see Figure 3a), indicating that the student is mastering “easy” tokens first. As the model improves, more challenging tokens are gradually included in the loss, automatically adjusting the learning difficulty to the student’s current capability. This self-paced

Algorithm 1: SpecKD: Speculative Knowledge Distillation

```
1: Input: Teacher model  $p$ , Student model  $q_\theta$  (parameters  $\theta$ ),  
   Top- $k$  value  $k$ , rejected token weight  $\beta$   
2: Output: Updated student model  $q_{\hat{\theta}}$   
3: for each batch  $(x, y)$  in dataset  $\mathcal{D}$  do  
4:   Initialize total loss  $\mathcal{L}_{\text{total}} = 0$   
5:   for each token position  $t = 1, \dots, |y|$  do  
6:     Compute  $p_t = p(\cdot | x, y_{<t})$   
7:     Compute  $q_t = q_\theta(\cdot | x, y_{<t})$   
8:     Student proposes token(s) (greedy or sampled):  $\hat{y}_t$   
9:     if  $\hat{y}_t \in \text{Top}_k(p_t)$  then  
10:       $V_t \leftarrow 1$  {Accept proposal}  
11:     else  
12:       $V_t \leftarrow \beta$  {Downweight rejected proposal}  
13:     end if  
14:      $L_t \leftarrow V_t \cdot D_{\text{KL}}(p_t || q_t)$   
15:      $\mathcal{L}_{\text{total}} \leftarrow \mathcal{L}_{\text{total}} + L_t$   
16:   end for  
17:    $\mathcal{L}_{\text{SpecKD}} \leftarrow \mathcal{L}_{\text{total}} / |y|$   
18:   Update  $\theta$  using gradient of  $\mathcal{L}_{\text{SpecKD}}$   
19: end for
```

curriculum eliminates the need for manual scheduling and contributes to SpecKD’s stable and efficient training.

Impact on Loss Landscape and Generalization By masking loss contributions from tokens with high teacher-student divergence, SpecKD smooths the loss landscape and mitigates the effect of sharp, noisy gradients. As shown in Figure 3 (b), SpecKD yields a flatter loss surface compared to strong baselines such as DistiLLM-2. A smoother loss landscape is empirically linked to better generalization (Izmailov et al. 2018), which aligns with the robust performance improvements observed in our experiments.

SpecKD as Implicit Alignment via Reinforcement Learning Perspective Viewed through the lens of reinforcement learning, SpecKD can be interpreted as an implicit alignment mechanism. The student acts as an agent, and the teacher’s verification serves as a binary reward: accepted proposals receive full gradient updates, while rejected ones are downweighted or ignored. This mirrors the paradigm of Reinforcement Learning from AI Feedback (RLAIF) (Lee et al. 2023), with the teacher model functioning as a reward model. SpecKD thus provides a simple yet effective approach to aligning student models with teacher preferences during distillation.

Experiments

Experimental Setup

General Instruction-Following. We randomly sample 50k prompts from UltraChat200k (Ding et al. 2023) to construct the training set. Three teacher-student pairs are evaluated: Qwen2-7B-Instruct (Hui et al. 2024) \rightarrow Qwen2-1.5B-Instruct, Mistral-7B-Instruct (Jiang et al. 2023) \rightarrow Danube2-1.8B (Singer et al. 2024), and Gemma-2-9B-IT (Team et al. 2024) \rightarrow Gemma-2-2B-IT. Performance is assessed on AlpacaEval (Dubois et al. 2024), Evol-Instruct (Xu et al. 2024a), and UltraFeedback (Cui et al. 2023), following the

LLM-as-a-Judge (Zheng et al. 2023) protocol with GPT-4o or GPT-4o-mini as judges to report win rates.

Mathematical Reasoning. We evaluate on GSM8K and MATH benchmarks using Qwen2-Math-7B-Inst and Qwen2.5-Math-7B-Inst as teachers, and Qwen2-Math-1.5B and Qwen2.5-Math-1.5B as students. Each student is first supervised fine-tuned on the full MetaMathQA dataset for one epoch, then distilled with 50k samples from MetaMathQA. Pass@1 accuracy is used for evaluation.

Code Generation. For code generation, we use Wizard-Coder prompts (Evol-Instruct) for training. Teacher-student pairs include Qwen2.5-Coder-7B-Inst \rightarrow Qwen2.5-Coder-1.5B and DeepSeek-Coder-6.7B-Inst \rightarrow DeepSeek-Coder-1.3B. Students are trained for 2 epochs and evaluated on HumanEval and MBPP using Pass@1 accuracy.

Baselines We compare SpecKD with a range of representative knowledge distillation methods: **Vanilla KD:** Standard supervised distillation on teacher token distributions. **SeqKD:** Supervised training on full teacher-generated sequences. **ImitKD:** Hybrid on-policy distillation using a mix of ground-truth and student outputs. **GKD:** On-policy distillation with student-generated data and alternative divergences. **DistiLLM:** Framework with skew KLD loss and adaptive off-policy reuse of student data. **SKD:** Speculative decoding-inspired method where the teacher corrects low-quality student tokens to build a better training set. **DistiLLM-2:** Contrastive method applying asymmetric losses (SKL/SRKL) to teacher and student data.

All experiments use the Hugging Face trl framework with LoRA. Training is conducted on 4 NVIDIA A100 80GB GPUs, with effective batch size set to 128 via batch size and gradient accumulation. SpecKD uses $k = 5$ and $\beta = 0.01$ unless otherwise specified.

Main Results

Table 1 presents the main results on three instruction-following benchmarks. Our proposed SpecKD framework consistently achieves the highest win rates across all tasks and model pairs, substantially outperforming Vanilla KD and other strong baselines. The improvements are especially pronounced in challenging, open-ended generation scenarios, underscoring the effectiveness of SpecKD’s selective loss filtering in mitigating noisy or uninformative learning signals. Notably, SpecKD delivers clear gains even when applied on top of advanced distillation methods such as DistiLLM-2 and SKD, demonstrating its generality and robustness for aligning smaller student models with nuanced human preferences.

Mathematical Reasoning Table 2 (left) reports results on mathematical reasoning tasks. SpecKD consistently outperforms all baselines on both GSM8K and the more challenging MATH benchmark, regardless of the teacher-student pair. This demonstrates that the implicit curriculum induced by SpecKD enables the student to focus on learnable, high-confidence tokens, thereby facilitating the acquisition of robust multi-step reasoning skills. By filtering out noisy or ambiguous teacher signals, SpecKD helps the student avoid

Qwen2-7B-Inst (\mathcal{M}_T) \rightarrow Qwen2-1.5B (\mathcal{M}_S)				
Method	AlpacaEval WR(%)	Evol-Inst WR(%)	UltraFeed WR(%)	AVG. WR(%)
\mathcal{M}_T	88.41	70.70	69.25	76.12
\mathcal{M}_S	51.06	18.00	21.93	30.33
KD	57.49	28.23	37.86	41.19
+ours	59.72(+2.23)	30.35(+2.12)	39.93(+2.07)	43.33(+2.14)
SeqKD	58.02	29.11	38.35	41.83
+ours	60.16(+2.14)	31.18(+2.07)	40.77(+2.42)	44.04(+2.21)
ImitKD	59.37	30.58	39.92	43.29
+ours	61.16(+1.79)	32.30(+1.72)	41.33(+1.41)	44.93(+1.64)
GKD	66.07	44.61	57.74	56.14
+ours	66.95(+0.88)	45.73(+1.12)	58.61(+0.87)	57.10(+0.96)
DiL	66.30	44.61	58.18	56.36
+ours	67.21(+0.91)	45.72(+1.11)	58.62(+0.44)	57.18(+0.82)
SKD	61.52	44.95	56.82	54.43
+ours	63.19(+1.67)	45.97(+1.02)	57.96(+1.14)	55.71(+1.28)
DiL-2	69.88	47.13	59.05	58.69
+ours	70.60(+0.72)	48.27(+1.14)	59.53(+0.48)	59.47(+0.78)
Mistral-7B-Inst (\mathcal{M}_T) \rightarrow Danube2-1.8B (\mathcal{M}_S)				
Method	AlpacaEval WR(%)	Evol-Inst WR(%)	UltraFeed WR(%)	AVG. WR(%)
\mathcal{M}_T	91.92	73.51	83.59	83.01
\mathcal{M}_S	48.17	12.84	20.06	27.02
KD	60.21	18.23	41.56	40.00
+ours	62.56(+2.35)	20.21(+1.98)	43.60(+2.04)	42.12(+2.12)
SeqKD	59.76	18.45	42.11	40.11
+ours	62.31(+2.55)	20.44(+1.99)	43.89(+1.78)	42.21(+2.10)
ImitKD	58.34	17.89	40.87	39.03
+ours	60.90(+2.56)	20.54(+2.65)	43.45(+2.58)	41.63(+2.60)
GKD	69.75	24.54	57.74	50.68
+ours	70.40(+0.65)	25.82(+1.28)	58.33(+0.59)	51.52(+0.84)
DiL	70.16	28.78	58.18	52.37
+ours	71.05(+0.89)	29.95(+1.17)	59.11(+0.93)	53.37(+1.00)
SKD	64.58	38.87	60.04	54.50
+ours	66.56(+1.98)	38.96(+0.09)	60.95(+0.91)	55.49(+0.99)
DiL-2	74.04	32.84	62.46	56.45
+ours	74.69(+0.65)	33.78(+0.94)	63.03(+0.57)	57.17(+0.72)
Gemma-2-9B-Inst (\mathcal{M}_T) \rightarrow Gemma-2-2B (\mathcal{M}_S)				
Method	AlpacaEval WR(%)	Evol-Inst WR(%)	UltraFeed WR(%)	AVG. WR(%)
\mathcal{M}_T	95.78	88.76	85.90	90.15
\mathcal{M}_S	42.51	16.74	26.60	28.62
KD	61.78	32.45	54.37	49.53
+ours	64.49(+2.71)	35.90(+3.45)	56.79(+2.42)	52.39(+2.86)
SeqKD	62.43	33.21	55.18	50.27
+ours	65.14(+2.71)	36.58(+3.37)	57.76(+2.58)	53.16(+2.89)
ImitKD	63.12	31.89	53.92	49.64
+ours	65.48(+2.36)	35.32(+3.43)	57.02(+3.10)	52.61(+2.97)
GKD	81.43	50.57	77.20	69.73
+ours	82.37(+0.94)	51.91(+1.34)	78.91(+1.71)	71.06(+1.33)
DiL	82.95	51.26	76.68	70.30
+ours	84.08(+1.13)	52.44(+1.18)	77.83(+1.15)	71.45(+1.15)
SKD	78.45	57.11	72.21	69.26
+ours	79.93(+1.48)	58.53(+1.42)	73.70(+1.49)	70.72(+1.46)
DiL-2	85.97	59.53	78.99	74.83
+ours	86.96(+0.99)	60.40(+0.87)	79.82(+0.83)	75.73(+0.90)

Table 1: Win rates (WR) on three instruction-following benchmarks. The baseline is `text-davinci-003` for AlpacaEval and `gpt-3.5-turbo` for Evol-Instruct and UltraFeedback. Judging is performed by GPT-4o (AlpacaEval, Evol-Instruct) and GPT-4o-mini (UltraFeedback). ‘DiL’ denotes the DistiLLM. ‘+ours’ denotes the SpecKD method.

overfitting to spurious patterns and instead master the essential reasoning chains.

Code Generation Table 2 (right) summarizes results on code generation benchmarks. SpecKD achieves the highest Pass@1 accuracy on both HumanEval and MBPP across all model pairs. These results highlight the advantage of selective loss application in code tasks, where strict syntax and logical consistency are critical. By preventing the student from mimicking every minor fluctuation in the teacher’s output distribution, SpecKD enables more stable and effective learning of programming structures.

Ablation Studies

We further conduct ablation studies to dissect the contributions of key components in SpecKD and to validate our design choices. All ablation experiments are performed on the Qwen2-7B \rightarrow Qwen2-1.5B pair, reporting average win rates on instruction-following benchmarks.

Effect of the Verification Mechanism To assess the impact of the Top-k Token Verification mechanism, we compare it with alternative verification strategies and the non-selective Vanilla KD baseline. As shown in Table 3, all selective variants of SpecKD outperform Vanilla KD, confirming the benefit of targeted loss application. Among them, token-based mechanisms (Greedy and No-Greedy) are more robust than probability-based selection, and the No-Greedy Top-k approach achieves the best results, highlighting the value of flexible acceptance criteria.

Sensitivity to Hyperparameter β We analyze the effect of the hyperparameter β , which controls the weight assigned to rejected tokens. Table 4 shows that hard gating ($\beta = 0$) is already highly effective, but a small nonzero value ($\beta = 0.01$) yields the best performance. This suggests that weakly learning from rejected proposals acts as a useful regularizer, while larger β values diminish the benefit of selectivity and approach Vanilla KD performance.

On the Role of Loss Function Geometry To investigate whether loss function geometry is the dominant factor in distillation, we experiment with various commonly used distillation losses within the SpecKD framework. All models are trained on the same mixed dataset generated offline by both teacher and student (see Figure 4 (a)). We observe that while different losses may converge at different rates, their final performance is similar when training is sufficiently long. This supports our hypothesis that, with selective loss application, the choice of loss function is less critical than the control over where and when the learning signal is applied. Losses incorporating Skew KL consistently outperform others, in line with prior findings.

Mitigating the Curse of the Powerful Teacher A well-known challenge in knowledge distillation is that using a much larger teacher can sometimes degrade student performance, as noted by (Zhong et al. 2024). We hypothesize this is due to the higher-entropy, more complex distributions produced by large teachers, which can overwhelm a capacity-limited student. SpecKD addresses this by filtering out such

Method	Math Benchmarks						Code Benchmarks					
	Qwen2-Math-7B \rightarrow 1.5B			Qwen2.5-Math-7B \rightarrow 1.5B			DS-Coder-6.9B \rightarrow 1.3B			Qwen2.5-Coder-7B \rightarrow 1.5B		
	GSM8K Pass@1	MATH Pass@1	AVG. Pass@1	GSM8K Pass@1	MATH Pass@1	AVG. Pass@1	HEval Pass@1	MBPP Pass@1	AVG. Pass@1	HEval Pass@1	MBPP Pass@1	AVG. Pass@1
\mathcal{M}_T	83.93	41.28	62.61	89.31	44.82	67.07	85.37	82.54	83.96	75.61	74.60	75.11
\mathcal{M}_S	74.53	25.56	50.05	77.33	27.14	52.24	50.61	72.22	61.42	30.73	60.84	45.79
GKD	75.44	34.16	54.80	80.21	40.54	60.38	54.88	74.34	64.61	40.85	61.90	51.38
+ours	76.86	35.43	56.15	82.10	42.31	62.21	56.23	76.08	66.16	42.32	63.67	53.00
DistiLLM	75.59	34.54	55.07	81.05	41.14	61.10	53.65	74.34	64.00	39.63	62.17	50.90
+ours	77.38	35.92	56.65	82.23	42.20	62.22	55.18	75.92	65.55	41.61	63.89	52.75
DistiLLM-2	76.27	35.58	55.93	81.20	42.94	62.07	59.92	75.66	67.79	42.24	62.70	52.47
+ours	77.82	36.89	57.36	82.45	43.92	63.19	61.72	76.27	69.00	43.63	64.32	53.98

Table 2: Combined results on Math and Code benchmarks. The best score in each domain is highlighted in **bold**.

Method	Verification Mechanism	Avg. Win Rate (%)
Vanilla KD	None	41.19
SpecKD (P)	Probability-based	41.70
SpecKD (G)	Greedy Top-k Token	42.48
SpecKD (NG)	No-Greedy Top-k Token	43.33

Table 3: Ablation on verification mechanisms: average win rate (%) on instruction-following tasks.

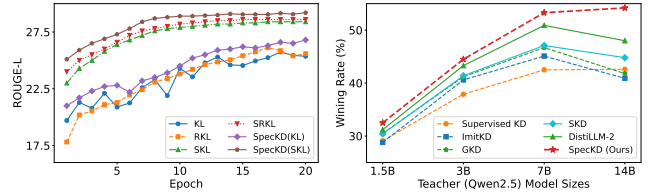
β	Description	Avg. Win Rate (%)
1	No selection (vanilla KD)	41.19
0.5	High weight for rejected	42.36
0.1	Medium weight for rejected	42.89
0.05	Sub-Low weight for rejected	43.04
0.01	Low weight for rejected (default)	43.33
0.001	Lower weight for rejected	43.27
0	Hard Gating (zero weight)	43.02

Table 4: Ablation study on the rejected token weight β .

noisy signals. To validate this, we fix the student (Qwen2-1.5B) and distill from teachers of increasing size. As shown in Figure 4 (b), Vanilla KD performance plateaus and then drops as teacher size increases, confirming the ‘‘curse of the powerful teacher.’’ In contrast, SpecKD enables the student to benefit monotonically from stronger teachers, highlighting the importance of selective loss for robust knowledge transfer from frontier models.

Limitations and Future Work

Our current study evaluates SpecKD on models up to 14B parameters. Future work should investigate its scalability and effectiveness on even larger, frontier models. Additionally, the verification mechanism in SpecKD could be further enhanced, for example by dynamically adjusting k or leveraging measures of student uncertainty to make the selection process more adaptive. Another promising direction is to extend the selective loss paradigm to other modalities and tasks, such as vision-language distillation or direct preference optimization. Overall, SpecKD reframes the distillation problem: rather than focusing solely on loss function



(a) Performance across distillation methods (b) Student performance vs. teacher size

Figure 4: Performance analysis of SpecKD: (a) Comparison of different distillation methods during training; (b) Robustness of SpecKD to increasingly larger teachers.

design, it emphasizes intelligent and selective application of the learning signal. We believe this principle of selective knowledge transfer will enable the development of more robust and efficient compact language models.

Conclusion

In this work, we identify a key limitation in conventional large language model distillation: the indiscriminate application of the learning signal, which can force the student to imitate every teacher output, including those that are high-entropy or noisy. Our analysis and experiments show that this approach is particularly problematic when there is a large gap between teacher and student capacity. To address this, we propose Speculative Decoding Knowledge Distillation (SpecKD), a plug-and-play framework that introduces selective loss distillation inspired by speculative decoding. SpecKD utilizes a dynamic propose-and-verify mechanism to adaptively weight the distillation loss at each token, focusing learning on reliable teacher signals. Extensive experiments on instruction-following, mathematical reasoning, and code generation tasks demonstrate that SpecKD consistently and significantly outperforms strong baselines. Further analysis of Token Acceptance Rate (TAR) and rejected token characteristics confirms that SpecKD establishes an implicit curriculum and effectively filters out noisy teacher guidance.

References

- Agarwal, R.; Vieillard, N.; Zhou, Y.; Stanczyk, P.; Garea, S. R.; Geist, M.; and Bachem, O. 2024. On-policy distillation of language models: Learning from self-generated mistakes. In *The Twelfth International Conference on Learning Representations*.
- Arora, K.; Asri, L. E.; Bahuleyan, H.; and Cheung, J. C. K. 2022. Why exposure bias matters: An imitation learning perspective of error accumulation in language generation. *arXiv preprint arXiv:2204.01171*.
- Chen, C.; Borgeaud, S.; Irving, G.; Lespiau, J.-B.; Sifre, L.; and Jumper, J. 2023. Accelerating large language model decoding with speculative sampling. *arXiv preprint arXiv:2302.01318*.
- Cui, G.; Yuan, L.; Ding, N.; Yao, G.; He, B.; Zhu, W.; Ni, Y.; Xie, G.; Xie, R.; Lin, Y.; et al. 2023. Ultrafeedback: Boosting language models with scaled ai feedback. *arXiv preprint arXiv:2310.01377*.
- Ding, N.; Chen, Y.; Xu, B.; Qin, Y.; Zheng, Z.; Hu, S.; Liu, Z.; Sun, M.; and Zhou, B. 2023. Enhancing chat language models by scaling high-quality instructional conversations. *arXiv preprint arXiv:2305.14233*.
- Dubois, Y.; Galambosi, B.; Liang, P.; and Hashimoto, T. B. 2024. Length-controlled alpaca-eval: A simple way to debias automatic evaluators. *arXiv preprint arXiv:2404.04475*.
- Gu, Y.; Dong, L.; Wei, F.; and Huang, M. 2023. MiniLLM: Knowledge distillation of large language models. *arXiv preprint arXiv:2306.08543*.
- Hinton, G.; Vinyals, O.; and Dean, J. 2015. Distilling the knowledge in a neural network. *arXiv preprint arXiv:1503.02531*.
- Hui, B.; Yang, J.; Cui, Z.; Yang, J.; Liu, D.; Zhang, L.; Liu, T.; Zhang, J.; Yu, B.; Lu, K.; et al. 2024. Qwen2. 5-coder technical report. *arXiv preprint arXiv:2409.12186*.
- Hurst, A.; Lerer, A.; Goucher, A. P.; Perelman, A.; Ramesh, A.; Clark, A.; Ostrow, A.; Welihinda, A.; Hayes, A.; Radford, A.; et al. 2024. Gpt-4o system card. *arXiv preprint arXiv:2410.21276*.
- Izmailov, P.; Podoprikin, D.; Garipov, T.; Vetrov, D.; and Wilson, A. G. 2018. Averaging weights leads to wider optima and better generalization. *arXiv preprint arXiv:1803.05407*.
- Jiang, D.; Liu, Y.; Liu, S.; Zhao, J.; Zhang, H.; Gao, Z.; Zhang, X.; Li, J.; and Xiong, H. 2023. From clip to dino: Visual encoders shout in multi-modal large language models. *arXiv preprint arXiv:2310.08825*.
- Kaplan, J.; McCandlish, S.; Henighan, T.; Brown, T. B.; Chess, B.; Child, R.; Gray, S.; Radford, A.; Wu, J.; and Amodei, D. 2020. Scaling laws for neural language models. *arXiv preprint arXiv:2001.08361*.
- Kim, G.; Jang, D.; and Yang, E. 2024. Promptkd: Distilling student-friendly knowledge for generative language models via prompt tuning. *arXiv preprint arXiv:2402.12842*.
- Ko, J.; Chen, T.; Kim, S.; Ding, T.; Liang, L.; Zharkov, I.; and Yun, S.-Y. 2025. Distillm-2: A contrastive approach boosts the distillation of llms. *arXiv preprint arXiv:2503.07067*.
- Ko, J.; Kim, S.; Chen, T.; and Yun, S.-Y. 2024. Distillm: Towards streamlined distillation for large language models. *arXiv preprint arXiv:2402.03898*.
- Lee, H.; Phatale, S.; Mansoor, H.; Mesnard, T.; Ferret, J.; Lu, K.; Bishop, C.; Hall, E.; Carbune, V.; Rastogi, A.; et al. 2023. Rlaif vs. rlhf: Scaling reinforcement learning from human feedback with ai feedback. *arXiv preprint arXiv:2309.00267*.
- Leviathan, Y.; Kalman, M.; and Matias, Y. 2023. Fast inference from transformers via speculative decoding. In *International Conference on Machine Learning*, 19274–19286. PMLR.
- Lin, A.; Wohlwend, J.; Chen, H.; and Lei, T. 2020. Autoregressive knowledge distillation through imitation learning. *arXiv preprint arXiv:2009.07253*.
- Liu, Y.; Liu, J.; Shi, X.; Cheng, Q.; Huang, Y.; and Lu, W. 2024. Let's Learn Step by Step: Enhancing In-Context Learning Ability with Curriculum Learning. *arXiv preprint arXiv:2402.10738*.
- Singer, P.; Pfeiffer, P.; Babakhin, Y.; Jeblick, M.; Dhankhar, N.; Fodor, G.; and Ambati, S. S. 2024. H2o-danube-1.8 b technical report. *arXiv preprint arXiv:2401.16818*.
- Team, G.; Kamath, A.; Ferret, J.; Pathak, S.; Vieillard, N.; Merhej, R.; Perrin, S.; Matejovicova, T.; Ramé, A.; Rivière, M.; et al. 2025. Gemma 3 technical report. *arXiv preprint arXiv:2503.19786*.
- Team, G.; Mesnard, T.; Hardin, C.; Dadashi, R.; Bhupatiraju, S.; Pathak, S.; Sifre, L.; Rivière, M.; Kale, M. S.; Love, J.; et al. 2024. Gemma: Open models based on gemini research and technology. *arXiv preprint arXiv:2403.08295*.
- Wen, Y.; Li, Z.; Du, W.; and Mou, L. 2023. F-divergence minimization for sequence-level knowledge distillation. *arXiv preprint arXiv:2307.15190*.
- Wu, T.; Tao, C.; Wang, J.; Yang, R.; Zhao, Z.; and Wong, N. 2024. Rethinking kullback-leibler divergence in knowledge distillation for large language models. *arXiv preprint arXiv:2404.02657*.
- Xu, C.; Sun, Q.; Zheng, K.; Geng, X.; Zhao, P.; Feng, J.; Tao, C.; Lin, Q.; and Jiang, D. 2024a. WizardLM: Empowering large pre-trained language models to follow complex instructions. In *The Twelfth International Conference on Learning Representations*.
- Xu, W.; Han, R.; Wang, Z.; Le, L. T.; Madeka, D.; Li, L.; Wang, W. Y.; Agarwal, R.; Lee, C.-Y.; and Pfister, T. 2024b. Speculative knowledge distillation: Bridging the teacher-student gap through interleaved sampling. *arXiv preprint arXiv:2410.11325*.
- Xu, X.; Li, M.; Tao, C.; Shen, T.; Cheng, R.; Li, J.; Xu, C.; Tao, D.; and Zhou, T. 2024c. A survey on knowledge distillation of large language models. *arXiv preprint arXiv:2402.13116*.
- Yang, A.; Li, A.; Yang, B.; Zhang, B.; Hui, B.; Zheng, B.; Yu, B.; Gao, C.; Huang, C.; Lv, C.; et al. 2025. Qwen3 technical report. *arXiv preprint arXiv:2505.09388*.
- Zheng, L.; Chiang, W.-L.; Sheng, Y.; Zhuang, S.; Wu, Z.; Zhuang, Y.; Lin, Z.; Li, Z.; Li, D.; Xing, E.; et al. 2023.

Judging llm-as-a-judge with mt-bench and chatbot arena.
Advances in neural information processing systems, 36:
46595–46623.

Zhong, Q.; Ding, L.; Shen, L.; Liu, J.; Du, B.; and Tao, D.
2024. Revisiting knowledge distillation for autoregressive
language models. *arXiv preprint arXiv:2402.11890*.

Appendix

A. Additional results on other evaluation platforms

To further validate our claim that the choice of loss function and the teacher-student model pairing is not uniquely optimal in LLM distillation, we conduct experiments on additional evaluation platforms, including Deepseek, Qwen, OpenAI, and Kimi. As shown in Figure 5, the results consistently support the generality of our hypothesis.

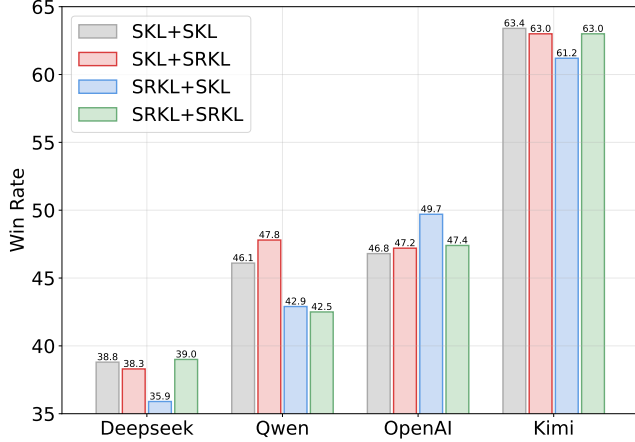


Figure 5: Performance comparison of symmetric and asymmetric loss function combinations on Qwen2-7b-inst \rightarrow Qwen2-1.5b-sft. The chart shows the Win Rate of four loss function combinations evaluated on Deepseek (deepseek-chat), Qwen (qwen-plus-2025-01-25), OpenAI (gpt-4o), and Kimi (moonshot-v1-8k). The combinations include two symmetric forms (SKL+SKL, SRKL+SRKL) and two asymmetric forms (SKL+SRKL, SRKL+SKL).

B. Theoretical Analysis of SpecKD

We provide a unified theoretical analysis of SpecKD and its generalization, selective loss distillation focusing on the monotonic improvement of the Token Acceptance Rate (TAR) during training. The following theorem establishes a lower bound on the TAR increment per update step, which underpins the implicit curriculum effect of SpecKD.

Theorem 1. Assume a sufficiently small learning rate η and standard Lipschitz continuity for the language model. Then, for both SpecKD and its generalization SLD, each update step improves the Token Acceptance Rate (TAR), with the improvement lower-bounded as:

$$\text{TAR}_{t+1} - \text{TAR}_t \geq \eta \kappa (1 - \text{TAR}_t) \quad (12)$$

where $\kappa > 0$ is a constant reflecting the average ease of correcting a rejected proposal, determined by the teacher’s confidence at the Top- k decision boundary and the model’s smoothness.

Proof. Let c denote a context $(x, y_{<t})$. Define the acceptance function at step t as $A_t(c) = 1$ if the student’s proposal $y_s^* = \arg \max q_\theta(\cdot|c)$ is in the teacher’s Top- k set, and 0 otherwise. The Token Acceptance Rate is $\text{TAR}_t = \mathbb{E}_c[A_t(c)]$.

The change in TAR after one update is

$$\text{TAR}_{t+1} - \text{TAR}_t = \mathbb{E}_c[A_{t+1}(c) - A_t(c)]. \quad (13)$$

This increment is dominated by tokens that transition from rejected to accepted, as the probability of accepted tokens becoming rejected is negligible under small η and smoothness assumptions:

$$\text{TAR}_{t+1} - \text{TAR}_t \approx \Pr(A_{t+1} = 1, A_t = 0). \quad (14)$$

Let $B_t = \{c : A_t(c) = 0\}$ be the set of rejected contexts at step t , with $\Pr(c \in B_t) = 1 - \text{TAR}_t$. The improvement comes from tokens in B_t that become accepted after the update:

$$\Pr(A_{t+1} = 1, A_t = 0) = \Pr(c \in B_t) \cdot \Pr(A_{t+1} = 1 | c \in B_t). \quad (15)$$

The conditional probability $\Pr(A_{t+1} = 1 | c \in B_t)$ can be lower-bounded by $\eta \kappa$, where κ depends on the teacher’s Top- k margin and model smoothness. Thus,

$$\text{TAR}_{t+1} - \text{TAR}_t \geq (1 - \text{TAR}_t) \cdot \eta \kappa. \quad (16)$$

This completes the proof. \square

Theorem 1 provides a unified mathematical foundation for the implicit and adaptive curriculum induced by SpecKD and SLD. The term $(1 - \text{TAR}_t)$ quantifies the proportion of “unlearned” or misaligned tokens, and the lower bound shows that the largest improvements occur early in training when misalignment is high, while the rate naturally slows as the student approaches the teacher ($\text{TAR}_t \rightarrow 1$). This theoretical result is empirically supported by the TAR curves observed in our experiments, confirming that SpecKD and SLD prioritize correcting the student’s most significant deviations first.

Convergence of FKL and RKL We follow the notation in the main text, where p denotes the teacher distribution, q_θ the student, and z_j^q the logit for token j .

Proof. FKL: The convergence condition for FKL is

$$\frac{\partial \text{FKL}(p, q_\theta)}{\partial z_j^q} = 0, \quad \forall j \in \{1, \dots, V\}. \quad (17)$$

By direct calculation,

$$\frac{\partial \text{FKL}(p, q_\theta)}{\partial z_j^q} = q_\theta(Y_j | \mathbf{y}_{<t}) - p(Y_j | \mathbf{y}_{<t}). \quad (18)$$

Thus, the stationary point is achieved if and only if

$$q_\theta(Y_j | \mathbf{y}_{<t}) = p(Y_j | \mathbf{y}_{<t}), \quad \forall j. \quad (19)$$

\square

Proof. RKL: The convergence condition for RKL is

$$\frac{\partial \text{RKL}(p, q_\theta)}{\partial z_j^q} = 0, \quad \forall j. \quad (20)$$

The gradient is

$$\frac{\partial \text{RKL}(p, q_\theta)}{\partial z_j^q} = q_\theta(Y_j | \mathbf{y}_{<t}) \left(\log \frac{q_\theta(Y_j | \mathbf{y}_{<t})}{p(Y_j | \mathbf{y}_{<t})} - \text{RKL}(p, q_\theta) \right). \quad (21)$$

Sufficiency: If $q_\theta(Y_j|\mathbf{y}_{<t}) = p(Y_j|\mathbf{y}_{<t})$ for all j , then the gradient is zero for all j .

Necessity: If the gradient is zero for all j , then by similar arguments as in the main text, we can show that $q_\theta(Y_j|\mathbf{y}_{<t}) = p(Y_j|\mathbf{y}_{<t})$ for all j . \square

Convergence of SKL and SRKL We now prove the convergence conditions for SKL and SRKL, following the notation and logic in the main text.

Proof. SKL: The convergence condition is

$$\frac{\partial \mathcal{L}_{\text{SKL}}}{\partial z_j} = 0, \quad \forall j. \quad (22)$$

Recall the definition:

$$\mathcal{L}_{\text{SKL}} = D_{\text{KL}}(p\|m), \quad m = \alpha p + (1 - \alpha)q_\theta. \quad (23)$$

The gradient is

$$\frac{\partial \mathcal{L}_{\text{SKL}}}{\partial z_j} = -(1 - \alpha)q_\theta(j) \left[\frac{p(j)}{m(j)} - \sum_{i=1}^V \frac{p(i)q_\theta(i)}{m(i)} \right]. \quad (24)$$

Sufficiency: If $q_\theta = p$, then $m = p$, and the bracketed term is zero for all j .

Necessity: If the gradient is zero for all j , then the bracketed term must be constant for all j , which, together with the normalization constraints, implies $q_\theta = p$. \square

Proof. SRKL: The convergence condition is

$$\frac{\partial \mathcal{L}_{\text{SRKL}}}{\partial z_j} = 0, \quad \forall j. \quad (25)$$

Recall the definition:

$$\mathcal{L}_{\text{SRKL}} = D_{\text{KL}}(q_\theta\|m'), \quad m' = (1 - \alpha)p + \alpha q_\theta. \quad (26)$$

The gradient is

$$\frac{\partial \mathcal{L}_{\text{SRKL}}}{\partial z_j} = \sum_{i=1}^V \frac{\partial q_\theta(i)}{\partial z_j} \left[1 + \log q_\theta(i) - \log m'(i) - \frac{\alpha q_\theta(i)}{m'(i)} \right]. \quad (27)$$

Sufficiency: If $q_\theta = p$, then $m' = p$, and the bracketed term reduces to $1 - \alpha$ for all i . The sum over the softmax derivatives then vanishes due to normalization, so the gradient is zero for all j .

Necessity: If the gradient is zero for all j , the same normalization and proportionality arguments as above imply $q_\theta = p$.

This completes the proof. \square