
Sampling from Energy distributions with Target Concrete Score Identity

Sergei Kholkin

Applied AI Institute, Moscow, Russia
kholkinsd@gmail.com

Francisco Vargas

Xaira Therapeutics
vargfran@gmail.com

Alexander Korotin

Applied AI Institute, Moscow, Russia
iamalexkorotin@gmail.com

Abstract

We introduce the *Target Concrete Score Identity Sampler* (TCSIS), a method for sampling from unnormalized densities on discrete state spaces by learning the reverse dynamics of a Continuous-Time Markov Chain (CTMC). Our approach builds on a forward in time CTMC with a uniform noising kernel and relies on the proposed *Target Concrete Score Identity*, which relates the concrete score, the ratio of marginal probabilities of two states, to a ratio of expectations of Boltzmann factors under the forward uniform diffusion kernel. This formulation enables Monte Carlo estimation of the concrete score without requiring samples from the target distribution or computation of the partition function. We approximate the concrete score with a neural network and propose two algorithms: *Self-Normalized TCSIS* and *Unbiased TCSIS*. Finally, we demonstrate the effectiveness of TCSIS on problems from statistical physics.

1 Introduction

Let $p(x)$ be a probability distribution on finite space S :

$$p(x) = \frac{\bar{p}(x)}{Z}, \quad Z = \sum_{x \in S} \bar{p}(x), \quad (1)$$

where $\bar{p}(x) : S \rightarrow \mathbb{R}_+$ is the unnormalized density, also known as Boltzmann distribution, and the normalization constant Z is generally intractable. In this work we are interested in sampling from $p(x)$ given only $\bar{p}(x)$. This task is central in Bayesian inference [16], statistical physics [18], and computational biology [11], yet remains challenging in large state spaces.

Sampling from unnormalized densities is well studied in continuous spaces, where Markov Chain Monte Carlo (MCMC) serves as the standard baseline [17, 15]. However, MCMC methods often suffer from poor mixing, slow convergence, and local trapping [17]. These challenges have motivated the development of neural samplers [24, 25, 8], parameterized by neural networks to improve efficiency.

In discrete state spaces, MCMC methods are also a strong baseline [12, 7], but neural approaches are only beginning to emerge. Recent work on discrete diffusion models and learned CTMCs [4, 13, 21] has enabled neural samplers for combinatorial optimization [22] and statistical physics [10, 19]. For example, SDDS [22] trains a diffusion via policy gradients and self-normalized importance sampling, while LEAPS [10] and DNFS [19] use temperature annealing between a Boltzmann distribution and noise, combined with coordinate descent to learn a CTMC sampler.

The goal of this work is to leverage recent advances in discrete diffusion models and learnable CTMCs, specifically probability factorization and concrete scores, to design a learnable sampler from unnormalized densities. We state a *Target Concrete Score Identity* that allows to estimate the concrete score at given time-moment t for uniform discrete diffusion forward process [3, 23] given only the energy function. Further we propose *Target Concrete Score Identity Sampler (TCSIS)* framework and two practical algorithms: 1) self normalized, to learn the concrete score directly 2) unbiased to learn the unnormalized marginal densities and construct concrete score out of them during the inference stage. Finally we do evaluate our method on the problems from statistical physics.

2 Continuous-Time Markov Chains

We begin by introducing Continuous-Time Markov Chains (CTMCs) [4, 13]. We consider finite state spaces S of the form $S = \mathcal{X}^d$, where $\mathcal{X} \in \{1, \dots, V\}$ is a set of tokens. Probability distributions over the discrete space S are represented by probability mass vectors $p \in \mathbb{R}^{|S|}$, where each entry $p(x)$ denotes the probability of state x , and the entries sum up to one. A CTMC defines a family of time-indexed distributions p_t evolving according to linear ordinary differential equation:

$$\frac{\partial p_t}{\partial t} = Q_t p_t, \quad p_{t=0}(x) = p_0(x), \quad (2)$$

where $Q_t(y, x) : S \times S \rightarrow \mathbb{R}$ is a transition rate matrix which captures the rate of change of transition probabilities and have non-negative non-diagonal entries and columns which sum to zero. Since the ODE (2) describes the infinitesimal dynamics of a CTMC, the process can be simulated by discretizing time into small steps. Over an infinitesimal interval, the chain either stays in its current state or transitions to another, with rates governed by the entries of the transition rate matrix Q_t .

Finally, this process has a well-known time-reversal [4, 13], characterized by another matrix \bar{Q}_t :

$$\frac{\partial p_{T-t}}{\partial t} = \bar{Q}_{T-t} p_{T-t}, \quad \bar{Q}_t(y, x) = \begin{cases} \frac{p_t(y)}{p_t(x)} Q_t(x, y), & y \neq x \\ -\sum_{y \neq x} Q_t(x, y), & y = x \end{cases} \quad (3)$$

Here, ratio $\frac{p_t(y)}{p_t(x)} = s_t(x)_y$ is known as the **concrete score** [14, 13]. In literature, it is typically represented in vector form, $s_t(x) = \left[\frac{p_t(y)}{p_t(x)} \right]_{y \in \mathcal{X}^d}$, so that $s_t(x) : \mathcal{X}^d \times \mathbb{R} \rightarrow \mathbb{R}^{|\mathcal{X}^d|}$. Obtaining the concrete score is sufficient for defining the reverse dynamics.

We call by *discrete diffusion model* a special case of a CTMC in which the forward process, defined by Q_t , gradually corrupts the data toward a simple distribution. The forward dynamics is known, while the backward process is learned, typically from data. To remain scalable, such models parameterize transition rate matrices or concrete scores in a factorized manner across dimensions [4, 14], which is equivalent to modeling transitions between sequences $y, x \in \mathcal{X}^d$ restricted to their 1-Hamming neighborhoods. In that case the concrete score would change notion $s_t(x) : \mathcal{X}^d \times \mathbb{R} \rightarrow \mathbb{R}^{d \times V}$. For additional information see Appendix C.2. For simplicity we use general notation, but in practice we adopt this factorization as well.

We focus on uniform discrete diffusion models [23, 13, 3], where the forward dynamics is defined via uniform noising kernel and is constructed so that the terminal distribution is uniform categorical noise. For additional information see Appendix C.1.

3 Method

In the Section 3.1 we provide an expression for the concrete score of discrete diffusion with uniform noising process. In Section 3.2 we propose general framework for constructing a sampler from unnormalized density $\bar{p}(x) = p(x)Z$ and a way to learn related concrete scores without access to samples from $p(x)$. In Sections 3.3 and 3.4 we propose two implementations of described in Section 3.2 framework with different loss functions and different parametrizations of a neural network.

3.1 Target Concrete Score Identity

The central component of our work is the notion of the **concrete score** [14]. Prior works [14, 13] propose methodologies for learning the concrete score from data samples.

Proposition 1 (Target Concrete Score Identity). *Consider a probability distribution $p(x)$ with finite support $S = \mathcal{X}^d$, where $\mathcal{X} = \{1, \dots, V\}$ and its unnormalized density $\bar{p}(x) = p(x)Z$, where Z is*

unknown. Consider the continuous in time dynamics determined by uniform forward noising kernel (12). Then the ratio of its marginal distributions at time t , i.e, concrete score $s_t(x)$, has the form:

$$s_t(x)_y = \frac{p_t(y)}{p_t(x)} = \frac{\mathbb{E}_{p_{t|0}(x_0|y)}[\bar{p}(x_0)]}{\mathbb{E}_{p_{t|0}(x_0|x)}[\bar{p}(x_0)]}.$$

For proof see Appendix A. This proposition can be viewed as discrete state space counterpart of Proposition 2.1 in [5]. Further, Proposition 1 enables Monte Carlo estimation of concrete score $s_t(x)_y$, given x and y . Relatedly, [27] introduces a similar to Proposition 1 identity for the concrete score of the posterior $p_{0|t}$, which they employ for training of Masked Diffusion Models [21].

3.2 Target Concrete Score Identity Sampler

Next, we use the Target Concrete Score Identity to learn a reverse discrete diffusion for sampling from an unnormalized density $\bar{p}(x) = p(x)Z$. Following [14], we approximate the concrete score with a neural network $s_t(x) \sim s_t^\theta(x)$ and train it by minimizing a loss. Since Proposition 1 gives a direct expression for the concrete score, it suffices to minimize the discrepancy between $s_t(x_t)$ and $s_t^\theta(x_t)$ over all x_t . We therefore propose the following objective:

$$L_\theta = \mathbb{E}_{q(x_t), t} [D(s_t(x_t), s_t^\theta(x_t))], \quad (4)$$

where $q(x_t)$ is arbitrary distribution with full support, $t \sim U[0, T]$ and D is divergence applicable for concrete scores. The neural network parametrization of the concrete score is given by $s_t^\theta(x_t) : \mathcal{X}^d \times \mathbb{R} \rightarrow \mathbb{R}^{d \times V}$. We call this framework *Target Concrete Score Identity Sampler* (TCSIS) and the learning procedure is described in Algorithm 1. We note that our training procedure in general is *simulation free*. After the concrete score $s_{\theta, t}$ is learned the sampling procedure follows regular discrete diffusion models practice and is given in Section 4 [13].

As one can notice the distribution $q(x_t)$ can be varied as long as it has full support. Following Proposition 1 [2] we suppose that more informative $q(x_t)$ that closely follows ground truth $p_t(x_t)$ is beneficial. We parametrize $q(x_t) = \mathbb{E}[q(x_0)p_{t|0}(x_t|x_0)]$ and propose several options for $q(x_0)$: 1) uniform noise 2) data generated by the learned model 3) result of MCMC sampling.

3.3 Self normalized TCSIS

Here we propose a practical algorithm for learning the concrete score. One can directly utilize the Proposition 1 and estimate both numerator and denominator by Monte Carlo.

$$s_t(x)_y \approx \hat{s}_t(x)_y = \frac{\sum_{i=0}^N \bar{p}(x_0^{i,y})}{\sum_{i=0}^N \bar{p}(x_0^{i,x})}, \quad x_0^{i,y} \sim p_{t|0}(x_0|y), x_0^{i,x} \sim p_{t|0}(x_0|x) \quad (5)$$

Then one can derive learning objective

$$\hat{L}_\theta^{\text{SNIS}} = \mathbb{E}_{q(x_t), t} \left[\sum_y D^{\text{SE}}(\hat{s}_t(x_t)_y, s_t^\theta(x_t)_y) \right] = \mathbb{E}_{q(x_t), t} \left[\sum_y (s_t^\theta(x_t)_y - \hat{s}_t(x_t)_y \log s_t^\theta(x_t)_y) \right] + C, \quad (6)$$

where we have used Score Entropy [13] in (4) as D , but generally any D can be used. This formulation enables the parametrization of the concrete score $s_t^\theta(x_t)_y$ in log-space, i.e., $\log s_t(x_t)_y \approx \log s_t^\theta(x_t)_y$, which improves the stability of the method. In addition, similar to Eq. 9 in [2] one can formulate Eq 5 as a self normalized importance sampling, see Appendix A We call sampler parametrized and learned in such way *Self Normalized TCSIS*.

3.4 Unbiased TCSIS

On the other hand it is possible to parametrize by neural network not the concrete score, but the unnormalized marginal density and construct concrete score out of it. Considering this parametrization the following proposition holds.

Proposition 2 (Marginal densities parametrization). *If $p_t^\theta(y)$ minimizes:*

$$L_\theta^{p_t} = \mathbb{E}_{q(x_t), t} [D^{\text{SE}}(\bar{p}_t(x_t), p_t^\theta(x_t))] = \mathbb{E}_{q(x_t), t} [p_t^\theta(x_t) - \bar{p}_t(x_t) \log p_t^\theta(x_t)] + C, \quad (7)$$

where $\bar{p}_t(x) = \mathbb{E}_{p_{t|0}(x_0|x)}[\bar{p}(x)]$. Then the concrete score estimator constructed in the following way:

$$s_t^\theta(x)_y = \frac{p_t^\theta(y)}{p_t^\theta(x)}, \quad (8)$$

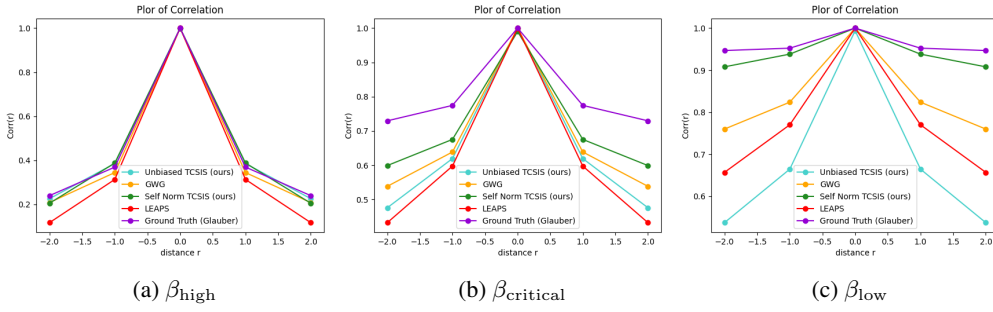


Figure 1: Ising $L = 4$ lattice model correlation plots. The closer to ground truth the better.

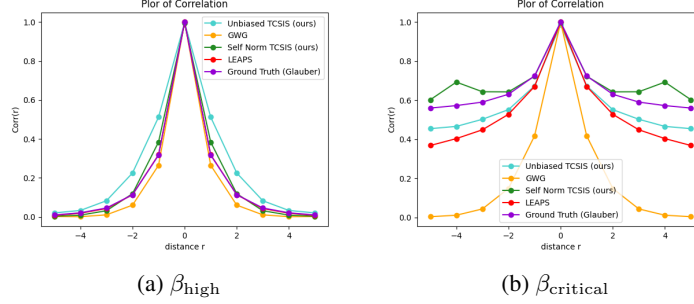


Figure 2: Ising $L = 10$ lattice model correlation plots. The closer to ground truth the better.

minimizes (4). Furthermore, the estimation of objective $\hat{L}_\theta^{p_t} \approx L_\theta^{p_t}$, when $\bar{p}_t(x)$ is calculated via Monte Carlo, is unbiased.

$$\hat{L}_\theta^{p_t} = \mathbb{E}_{q(x_t), t} [p_t^\theta(x_t) - \hat{p}_t(x_t) \log p_t^\theta(x_t)] + C, \quad \hat{p}_t(x) = \sum_i^N \bar{p}(x_0^i), \quad x_0^i \sim p_{t|0}(x_0|x) \quad (9)$$

We call sampler parametrized and learned in such way *Unbiased TCSIS*. The most important thing about Proposition 2 is unbiasedness of the leaning objective, which is valuable. We note that the choice of using here the Score Entropy as D in Eq 4 is crucial as it allows for unbiased estimation with parametrization of $p_t^\theta(x)$ is log space. The neural network parametrization $\log p_t^\theta : \mathcal{X}^d \times \mathbb{R} \rightarrow \mathbb{R}$ allows to assemble the concrete score in log space during the inference time, i.e., $\log s_t^\theta(x)_y = \log p_t^\theta(y) - \log p_t^\theta(x)$, however under the factorization assumption it requires $\mathcal{O}(dV)$ neural network evaluations.

4 Experiments

We evaluate both our methods: Self Normalized TCSIS and Unbiased TCSIS on problem set from statistical physics, i.e., the lattice Ising model. The Ising model on $L \times L$ lattice (with no magnetization) is defined by its energy distribution: $p(x) \propto \exp(\beta \sum_{\langle i,j \rangle} x_i x_j)$, where $x \in \{x_i\}_{i=1}^d$, $x_i \in \{0, 1\}$, β is the inverse temperature (interaction strength) and $\sum_{\langle i,j \rangle}$ denotes the summation across nearest neighboring spins x_i, x_j on the lattice. Neighboring spins are uncorrelated at high temperature but reach a critical correlation when the temperature drops below a certain threshold.

We test our model on Ising lattices with inverse temperatures $\beta_{\text{high}} = 0.28$, $\beta_{\text{critical}} = 0.4407$, $\beta_{\text{low}} = 0.6$, since Ising model behaviour is known to be distinct at these temperatures by the phase transition theory [1]. In particular, we run on $L = 4$ lattice with all of the temperatures and on $L = 10$ lattice with $\beta_{\text{high}}, \beta_{\text{critical}}$. To validate our model we compute two point correlations, see Appendix D.2 and compare with another neural sampler LEAPS [10] and MCMC method GWG [7], all with 24 inference steps on $L = 4$ lattice and 64 inference steps on $L = 10$ lattice. The LEAPS sampler is run without importance sampling correction. As a ground truth we run Glauber dynamics for 10000 steps. For description of metrics, all the methods hyperparameters, experimental details and additional results, see Appendix D.

We find that Self-Normalized TCSIS consistently performs well across all temperature regimes and experimental settings, outperforming LEAPS. The Unbiased TCSIS achieves performance comparable to LEAPS overall. While the MCMC baseline performs strongly on small $L = 4$ lattices, its accuracy deteriorates as dimensionality increases and temperature decreases, which is a known challenge for MCMC methods [6]. In contrast, neural samplers demonstrate better scalability and maintain competitive performance in these regimes.

5 Discussion

We introduce the Target Concrete Score Identity and the corresponding family of Target Concrete Score Identity Samplers with simulation free training. Empirical results demonstrate that our approach

is competitive across the considered tasks. Moreover, the framework of employing the concrete score for sampling establishes a promising direction for advancing the development of more efficient methods beyond our current approach.

Future improvements include approximating the concrete score via Taylor expansion [19, 7], exploring alternative architectures for Unbiased TCSIS to reduce the $\mathcal{O}(dV)$ inference cost, and developing a learning-free variant where the concrete score is estimated online using Proposition 1.

Limitations We find both TCSIS methods struggle with growth of problem dimensionality and at lower temperatures. Self Normalized TCSIS requires a lot of energy evaluations for training, i.e., $\mathcal{O}(dVN)$ calls of energy function, which makes it inefficient for environments with costly calls of energy function, e.g., neural network. However worth noting that Taylor approximation and Top-k sampling can help to alleviate the problem [27, 7].

Unbiased TCSIS experiences costly inference stage, because one has to assemble the concrete score from approximated marginal densities, which requires $\mathcal{O}(dV)$ calls of $p_t^\theta(x)$ neural network. The Unbiased TCSIS loss \hat{L}^{p_t} (9) has the $p_t^\theta(x_t)$ and $\hat{p}_t(x_t)$ terms that do experience exponential asymptotic and can induce overflow in the values of energy function.

References

- [1] Statistics of the two-dimensional ferromagnet. part i. *Physical Review*, 60(3):252, 1941.
- [2] Tara Akhound-Sadegh, Jarrid Rector-Brooks, Joey Bose, Sarthak Mittal, Pablo Lemos, Cheng-Hao Liu, Marcin Sendera, Siamak Ravanbakhsh, Gauthier Gidel, Yoshua Bengio, et al. Iterated denoising energy matching for sampling from boltzmann densities. In *International Conference on Machine Learning*, pages 760–786. PMLR, 2024.
- [3] Jacob Austin, Daniel D Johnson, Jonathan Ho, Daniel Tarlow, and Rianne Van Den Berg. Structured denoising diffusion models in discrete state-spaces. *Advances in neural information processing systems*, 34:17981–17993, 2021.
- [4] Andrew Campbell, Joe Benton, Valentin De Bortoli, Thomas Rainforth, George Deligiannidis, and Arnaud Doucet. A continuous time framework for discrete denoising models. *Advances in Neural Information Processing Systems*, 35:28266–28279, 2022.
- [5] Valentin De Bortoli, Michael Hutchinson, Peter Wirmsberger, and Arnaud Doucet. Target score matching. *arXiv preprint arXiv:2402.08667*, 2024.
- [6] Katayoon Goshvadi, Haoran Sun, Xingchao Liu, Azade Nova, Ruqi Zhang, Will Grathwohl, Dale Schuurmans, and Hanjun Dai. Discs: A benchmark for discrete sampling. In A. Oh, T. Naumann, A. Globerson, K. Saenko, M. Hardt, and S. Levine, editors, *Advances in Neural Information Processing Systems*, volume 36, pages 79035–79066. Curran Associates, Inc., 2023.
- [7] Will Grathwohl, Kevin Swersky, Milad Hashemi, David Duvenaud, and Chris Maddison. Oops i took a gradient: Scalable sampling for discrete distributions. In *International Conference on Machine Learning*, pages 3831–3841. PMLR, 2021.
- [8] Aaron J Havens, Benjamin Kurt Miller, Bing Yan, Carles Domingo-Enrich, Anuroop Sriram, Daniel S Levine, Brandon M Wood, Bin Hu, Brandon Amos, Brian Karrer, et al. Adjoint sampling: Highly scalable diffusion samplers via adjoint matching. In *Forty-second International Conference on Machine Learning*.
- [9] Byeongho Heo, Song Park, Dongyoon Han, and Sangdoo Yun. Rotary position embedding for vision transformer. In *European Conference on Computer Vision*, pages 289–305. Springer, 2024.
- [10] Peter Holderrieth, Michael Samuel Albergo, and Tommi Jaakkola. Leaps: A discrete neural sampler via locally equivariant networks. In *Forty-second International Conference on Machine Learning*.

- [11] Nicolas Lartillot and Hervé Philippe. A bayesian mixture model for across-site heterogeneities in the amino-acid replacement process. *Molecular biology and evolution*, 21(6):1095–1109, 2004.
- [12] Muheng Li and Ruqi Zhang. Reheated gradient-based discrete sampling for combinatorial optimization. *Transactions on Machine Learning Research*.
- [13] Aaron Lou, Chenlin Meng, and Stefano Ermon. Discrete diffusion modeling by estimating the ratios of the data distribution. In *Proceedings of the 41st International Conference on Machine Learning*, pages 32819–32848, 2024.
- [14] Chenlin Meng, Kristy Choi, Jiaming Song, and Stefano Ermon. Concrete score matching: Generalized score matching for discrete data. *Advances in Neural Information Processing Systems*, 35:34532–34545, 2022.
- [15] Nicholas Metropolis, Arianna W Rosenbluth, Marshall N Rosenbluth, Augusta H Teller, and Edward Teller. Equation of state calculations by fast computing machines. *The journal of chemical physics*, 21(6):1087–1092, 1953.
- [16] Iain Murray, Zoubin Ghahramani, and David JC MacKay. Mcmc for doubly-intractable distributions. In *Proceedings of the Twenty-Second Conference on Uncertainty in Artificial Intelligence*, pages 359–366, 2006.
- [17] Radford M Neal et al. Mcmc using hamiltonian dynamics. *Handbook of markov chain monte carlo*, 2(11):2, 2011.
- [18] MEJ Newman and GT Barkema. Monte carlo methods in statistical physics. *Monte Carlo methods in statistical physics/MEJ Newman and GT Barkema*. Oxford: Clarendon Press, 1999.
- [19] Zijng Ou, Ruixiang Zhang, and Yingzhen Li. Discrete neural flow samplers with locally equivariant transformer. *arXiv preprint arXiv:2505.17741*, 2025.
- [20] William Peebles and Saining Xie. Scalable diffusion models with transformers. In *Proceedings of the IEEE/CVF international conference on computer vision*, pages 4195–4205, 2023.
- [21] Subham Sahoo, Marianne Arriola, Yair Schiff, Aaron Gokaslan, Edgar Marroquin, Justin Chiu, Alexander Rush, and Volodymyr Kuleshov. Simple and effective masked diffusion language models. *Advances in Neural Information Processing Systems*, 37:130136–130184, 2024.
- [22] Sebastian Sanokowski, Wilhelm Franz Berghammer, Haoyu Peter Wang, Martin Ennemoser, Sepp Hochreiter, and Sebastian Lehner. Scalable discrete diffusion samplers: Combinatorial optimization and statistical physics. In *The Thirteenth International Conference on Learning Representations*.
- [23] Yair Schiff, Subham Sekhar Sahoo, Hao Phung, Guanghan Wang, Sam Boshar, Hugo Dallatorre, Bernardo P de Almeida, Alexander M Rush, Thomas PIERROT, and Volodymyr Kuleshov. Simple guidance mechanisms for discrete diffusion models. In *The Thirteenth International Conference on Learning Representations*.
- [24] Francisco Vargas, Will Sussman Grathwohl, and Arnaud Doucet. Denoising diffusion samplers. In *The Eleventh International Conference on Learning Representations*.
- [25] Francisco Vargas, Shreyas Padhy, Denis Blessing, and Nikolas Nüsken. Transport meets variational inference: Controlled monte carlo diffusions. In *The Twelfth International Conference on Learning Representations*.
- [26] Qinsheng Zhang and Yongxin Chen. Path integral sampler: A stochastic control approach for sampling. In *International Conference on Learning Representations*.
- [27] Ruixiang ZHANG, Shuangfei Zhai, Yizhe Zhang, James Thornton, Zijng Ou, Joshua M Susskind, and Navdeep Jaitly. Target concrete score matching: A holistic framework for discrete diffusion. In *Forty-second International Conference on Machine Learning*.

A Proofs

A.1 Proof of Target Concrete Score Identity

Proof.

$$p_t(x_t) = \mathbb{E}_{p(x_0)}[p_{t|0}(x_t|x_0)] = \sum_{x_0} p_{t|0}(x_t|x_0)p(x_0) = [\text{Eq 12}] = \sum_{x_0} \prod_{i=0}^d p_{t|0}(x_t^i|x_0^i)p(x_0)$$

Then let us analyze $p_{t|0}(x_t^i|x_0^i)$:

$$p_{t|0}(x_t^i|x_0^i) = \exp\left(\int_0^t \sigma_s ds Q^{\text{uniform}}(x_t^i, x_0^i)\right),$$

Next, recap that Q^{uniform} has the form:

$$Q^{\text{uniform}} = \begin{bmatrix} 1-N & 1 & \cdots & 1 \\ 1 & 1-N & \cdots & 1 \\ \vdots & \vdots & \ddots & \vdots \\ 1 & 1 & \cdots & 1-N \end{bmatrix}$$

and is *symmetric* by construction. Note that an exponent of symmetric matrix is as well symmetric. Then it follows:

$$p_{t|0}(x_t^i|x_0^i) = \exp\left(\int_0^t \sigma_s ds Q^{\text{uniform}}(x_t^i, x_0^i)\right) = [\text{symmetric}] = \exp\left(\int_0^t \sigma_s ds Q^{\text{uniform}}(x_0^i, x_t^i)\right) = p_{t|0}(x_0^i|x_t^i).$$

Getting back to marginal density:

$$\begin{aligned} p_t(x_t) &= \sum_{x_0} \prod_{i=0}^d p_{t|0}(x_t^i|x_0^i)p(x_0) = \sum_{x_0} \prod_{i=0}^d p_{t|0}(x_0^i|x_t^i)p(x_0) = \\ &= \sum_{x_0} p_{t|0}(x_0|x_t)p(x_0) = \mathbb{E}_{p_{t|0}(x_0|x_t)}[p(x_0)] \end{aligned}$$

Then one can construct a concrete score with unnormalized density $p(x_0) = \frac{\bar{p}(x_0)}{Z}$:

$$s_t(x)_y = \frac{p_t(y)}{p_t(x)} = \frac{\mathbb{E}_{p_{t|0}(x_0|y)}[p(x_0)]}{\mathbb{E}_{p_{t|0}(x_0|x)}[p(x_0)]} = [p(x_0) = \frac{\bar{p}(x_0)}{Z}] = \frac{\mathbb{E}_{p_{t|0}(x_0|y)}[\frac{\bar{p}(x_0)}{Z}]}{\mathbb{E}_{p_{t|0}(x_0|x)}[\frac{\bar{p}(x_0)}{Z}]} = \frac{\mathbb{E}_{p_{t|0}(x_0|y)}[\bar{p}(x_0)]}{\mathbb{E}_{p_{t|0}(x_0|x)}[\bar{p}(x_0)]}$$

□

A.2 Self normalized TCSIS

One can show that objective 6 can be interpreted as self normalized importance weighted estimate,

$$s_t(x)_y = \frac{\mathbb{E}_{p_{t|0}(x_0|y)}[\bar{p}(x_0)]}{\mathbb{E}_{p_{t|0}(x_0|x)}[\bar{p}(x_0)]} = \frac{\sum_{x_0 \in S} p_{t|0}(x_0|y)\bar{p}(x_0)}{\sum_{x_0 \in S} p_{t|0}(x_0|x)\bar{p}(x_0)} = \quad (10)$$

$$\frac{\sum_{x \in S} \frac{p_{t|0}(x_0|y)}{p_{t|0}(x_0|x)} p_{t|0}(x_0|x)\bar{p}(x_0)}{\sum_{x_0 \in S} p_{t|0}(x_0|x)\bar{p}(x_0)} = \frac{\mathbb{E}_{p_{t|0}(x_0|x)}\left[\frac{p_{t|0}(x_0|y)}{p_{t|0}(x_0|x)}\bar{p}(x_0)\right]}{\mathbb{E}_{p_{t|0}(x_0|x)}[\bar{p}(x_0)]}, \quad (11)$$

which can be interpreted as expectation of $\frac{p_{t|0}(x_0|y)}{p_{t|0}(x_0|x)}$ under $p_{t|0}(x_0|x)$ weighted by $w_i \approx \frac{\bar{p}(x_0^i)}{\sum_i \bar{p}(x_0^i)}$.

Algorithm 1: Training of TCSIS.

Input : Energy function $E(x)$, Neural network parameters θ initialization, T number of grad steps, "Proposal" distribution $q(x_t)$, Batch Size L , Number of MC samples L , TCSIS Type

Output : Neural network parameters θ

for $i \leftarrow 1$ **to** T **do**

 Sample batch $\{x_t^m\}_{m=1}^M \sim q(x_t)$;

 Get all the 1-Hamming distance sequences $\{y_t^{m,k,n}\}_{n=1,k=1}^{M,V,N}$ for $\{x_t^m\}_{m=1}^M$;

 Sample $\{\hat{x}_t^{m,k,n,l}\}_{m=1,k=1,n=1,l=1}^{M,V,N,L} \sim p_{t|0}(x_0|\{y_t^{m,k,n}\})$;

$T^E \leftarrow E(\{\hat{x}_t^{m,k,n,l}\}_{m=1,k=1,n=1,l=1}^{M,V,N,L})$;

$T^{\text{noise}} \leftarrow \log p_{t|0}(\{\hat{x}_t^{m,k,n,l}\}_{m=1,k=1,n=1,l=1}^{M,V,N,L}|\{y_t^{m,k,n}\})$;

 Compute marginal density estimation $\hat{p}_t(x_t) = T^E + T^{\text{noise}}$;

if TCSIS type = *Self-Normalized* **then**

 Compute concrete score estimation $\hat{s}_t(x)_y$ using Eq 5 and $\hat{p}_t(x_t)$;

 Compute loss L_θ using Eq 6 and $\hat{s}_t(x)_y$;

else

 Compute loss L_θ using Eq 9 and $\hat{p}_t(x_t)$;

 Optimize $\theta \leftarrow \theta - \nabla_\theta L_\theta$;

B Algorithm

Here we present an algorithm for training both the Self Normalized TCSIS and Unbiased TCSIS, see Algorithm 1.

C Additional related works

C.1 Uniform discrete diffusion models

In uniform diffusion models the forward noising kernel is defined by factorized rate matrix $Q_t(x^i, y^i) = \sigma_t Q^{\text{uniform}}(x^i, y^i)$, where:

$$Q^{\text{uniform}} = \begin{bmatrix} 1-N & 1 & \dots & 1 \\ 1 & 1-N & \dots & 1 \\ \vdots & \vdots & \ddots & \vdots \\ 1 & 1 & \dots & 1-N \end{bmatrix}$$

The marginal densities ODE, i.e., Eq 2, can be integrated analytically and transition probability $p_{t|0}(x_t|x_0)$ would take the form:

$$p_{t|0}(x_t|x_0) = \prod_{i=0}^N p_{t|0}(x_t^i|x_0^i) = \prod_{i=0}^N \exp(\bar{\sigma}_t Q^{\text{uniform}}(x_t^i, x_0^i)), \quad Q^{\text{uniform}}(x, y) = \begin{cases} 1, y \neq x \\ 1-N, y = x \end{cases} \quad (12)$$

where x_t^i is i -th element of x . With sufficiently large time T forward process converges to **uniform noise**.

C.2 Factorization and concrete score for 1-Hamming distance neighborhood.

In practice, concrete score is learned only for sequences withing 1-Hamming neighborhood Section 3.3 [13], i.e., between sequences that do differ at most by one token. Modeling concrete score between general sequences $\mathcal{X} = \{1, \dots, N\}^d$ in computationally expensive as number of states grow

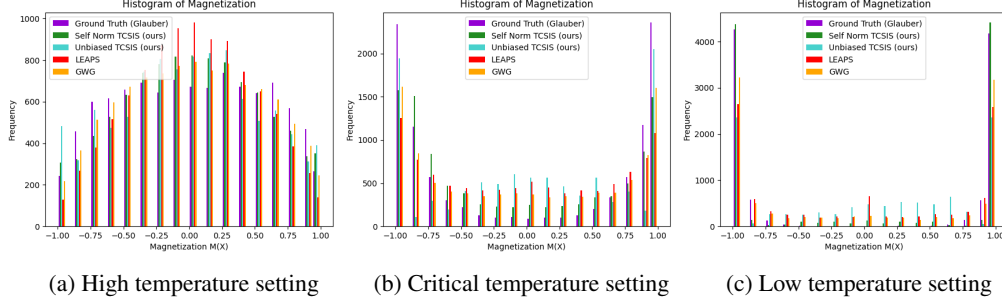


Figure 3: Ising $L = 4$ lattice model with different inverse temperatures magnetization histograms.

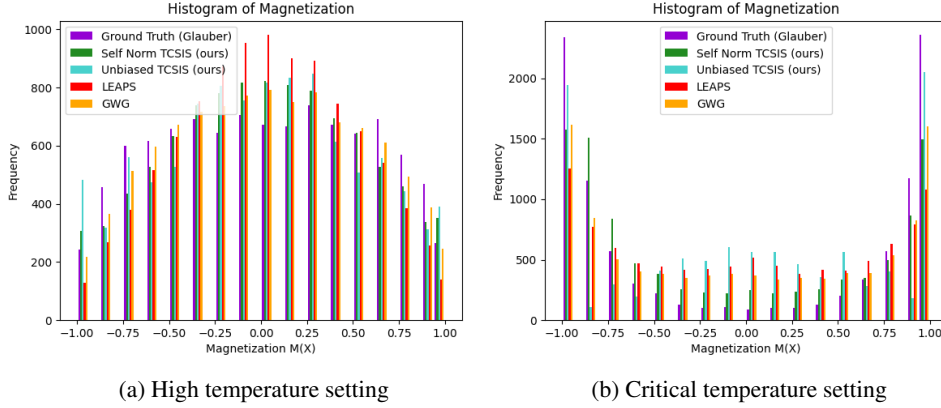


Figure 4: Ising $L = 10$ lattice model with different inverse temperatures magnetization histograms.

exponentially. In addition, modeling of concrete scores withing 1-Hamming neighborhood, i.e., factorized by sequence length, is sufficient for consistent modeling of CTMC processes [4].

Modeling of concrete scores only for sequences withing 1-Hamming neighborhood is equivalent to modeling factorized rate matrices $Q(x, y)$ or factorized probability distributions $p(x) = \prod_{i=0}^d p(x^i)$ [13, 4]. In that case factorized concrete score $s_t(x) : \mathcal{X}^d \times \mathbb{R} \rightarrow \mathbb{R}^{N \times d}$ would be represented by a *matrix*, rather than the full concrete score $s_t(x) : \mathcal{X}^d \times \mathbb{R} \rightarrow \mathbb{R}^{|\mathcal{X}^d|}$ that can be represented by the *vector of exponential size* $|\mathcal{X}^d|$.

D Experimental details

D.1 Magnetization

Here we present the magnetization histograms for our experiments. The magnetization is the sum of all coordinate values on a lattice computed as follows: $M(x) = \sum_i x_i$. The histograms of magnetizations for Ising models on $L = 4$ and $L = 10$ lattices are presented in Figures 3 and 4 correspondingly. Magnetization histograms for each method were calculated using 10000 samples.

D.2 Two point Correlation

The two point correlation on lattice is defined as follows:

$$G(r) = \mathbb{E}[x_i x_{i+r}] - \mathbb{E}[x_i] \mathbb{E}[x_{i+r}],$$

where x_i and x_{i+r} are separated by distance of r on the lattice. The latter is a measure of the dependency between spin values per distance r lattice separation.

D.3 TCSIS hyperparameters

The main part of the hyperparameters is described in the Table 1. Separately, as a neural network we use diffusion transformer (DiT) [20] with 2-dimensional rotary embeddings [9] and for Unbiased TCSIS parametrization we add a regression head on top. In all the cases neural network has fewer than 1M parameters. In "proposal" $q(x_t)$ column: Noise - random uniform noise, Model and Noise - a mixture of samples from model and random noise (with weight of 0.9 for model samples), GWG for samples from GWG [7] MCMC method with 1000 steps. For Model and GWG samples replay buffer was used. Precond means preconditioning that was used for the Unbiased TCSIS. Following [26] we model marginal densities as $\log p_t^\theta(x) = NN_\theta(x, t) + NN_\theta(t) * E(x)$, where $E(x)$ is the energy function of corresponding Ising model in our case. Learning of Unbiased TCSIS in $L = 10$ Ising model setting was carried out in *torch.double* because the loss values could induce overflow. We use a 0.999 EMA in all the TCSIS setups. Training of TCSIS took less than 6 hours on NVIDIA A100 GPU and inference took less than 5 minutes on NVIDIA A100 GPU.

Method	Lattice dim, L	MC N	"Proposal" $q(x_t)$	LR	Grad steps	Batch size	Precond
Self Norm TCSIS	4	500	Noise	$1e - 5$	50k	64	\times
Unbiased TCSIS	4	100	GWG	$1e - 4$	50k	64	\checkmark
Self Norm TCSIS	10	2000	Model and Noise	$3e - 6$	150k	64	\times
Unbiased TCSIS	10	500	GWG	$1e - 4$	100k	64	\checkmark

Table 1: Comparison of methods with their configurations.

D.4 LEAPS

LEAPS [10] official github implementation was taken:

<https://github.com/malbergo/leaps>

Locally-equivariant convolutional (LEC) network was taken as a neural network with kernel sizes $[3, 3, 3, 3]$ for $L = 4$ and $[3, 5, 7, 9]$ for $L = 10, 20$ channels were taken for each setup. MLP with $[200, 200, 200, 200]$ channels was taken as a free energy network. 20000 geometric annealing gradient steps were taken as a warmup. All the other hyperparameters were taken as default from the proposed by authors configuration. LEAPS was ran without correction during sampling. LEAPS training took less than 24 hours on NVIDIA A100 GPU and inference took less than 5 minutes on NVIDIA A100 GPU.

D.5 GWG

The implementation was taken from the DMALA [12] repository:

<https://github.com/ruqizhang/discrete-langevin>

We used a Taylor approximation for the difference function, disallowed multiple jumps per step, and ran the $L = 4$ setup with 24 transition steps and $L = 10$ setup with 64 transition steps, a randomized proposal, temperature set to 2, and step size of 0.05. Inference of the MCMC took less than 1 minute on NVIDIA A100 GPU.