

Sublinear Sketches for Approximate Nearest Neighbor and Kernel Density Estimation

Ved Danait* Srijan Das† Sujoy Bhore‡

Abstract

Approximate Nearest Neighbor (ANN) search and Approximate Kernel Density Estimation (A-KDE) are fundamental problems at the core of modern machine learning, with broad applications in data analysis, information systems, and large-scale decision making. In massive and dynamic data streams, a central challenge is to design compact *sketches* that preserve essential structural properties of the data while enabling efficient queries.

In this work, we develop new *sketching algorithms* that achieve *sublinear* space and query time guarantees for both ANN and A-KDE for a dynamic stream of data. For ANN in the *streaming* model, under natural assumptions, we design a *sublinear sketch* that requires only $O(n^{1+\rho-\eta})$ memory by storing only a sublinear ($n^{-\eta}$) fraction of the total inputs, where ρ is a parameter of the LSH family, and $0 < \eta < 1$. Our method supports sublinear query time, batch queries, and extends to the more general *Turnstile* model. While earlier works have focused on Exact NN, this is the first result on ANN that achieves near-optimal trade-offs between memory size and approximation error.

Next, for A-KDE in the *Sliding-Window* model, we propose a sketch of size $O\left(RW \cdot \frac{1}{\sqrt{1+\epsilon}-1} \log^2 N\right)$, where R is the number of sketch rows, W is the LSH range, N is the window size, and ϵ is the approximation error. This, to the best of our knowledge, is the first theoretical *sublinear sketch* guarantee for A-KDE in the *Sliding-Window* model.

We complement our theoretical results with experiments on various real-world datasets, which show that the proposed sketches are lightweight and achieve consistently low error in practice.

*Department of Computer Science & Engineering, Indian Institute of Technology Bombay, Mumbai, India.
Email: veddanait@cse.iitb.ac.in

†Department of Computer Science & Engineering, Indian Institute of Technology Bombay, Mumbai, India.
Email: srijandas@cse.iitb.ac.in

‡Department of Computer Science & Engineering and Centre for Machine Intelligence & Data Science (CMINDS), Indian Institute of Technology Bombay, Mumbai, India.
Email: sujoy@cse.iitb.ac.in

Contents

1	Introduction	3
1.1	Problem Definitions	4
1.2	Our Contributions	5
1.2.1	Our contributions to ANN (Problem 1.1)	5
1.2.2	Our contributions to A-KDE (Problem 1.2)	6
2	Preliminaries	6
2.1	Locality Sensitive Hashing	6
2.2	Approximate Nearest Neighbor	7
2.3	Repeated Array-of-Counts Estimator (RACE)	7
2.4	Exponential Histogram	8
3	Streaming (c,r)-Approximate Near Neighbor	8
3.1	The Algorithm	9
3.2	Correctness	9
3.3	Extension to Batch Queries	12
3.4	ANN in the Turnstile Model	13
4	Sliding-Window Approximate Kernel Density Estimation (A-KDE)	15
4.1	The Algorithm	15
4.2	Correctness	15
4.3	Extension to batch queries	19
5	Experiments	19
5.1	Experiments for ANN	20
5.2	Experiments for A-KDE	22
6	Conclusion	24
7	Acknowledgment	25

1 Introduction

Modern machine learning and data analysis often require answering similarity and density queries over massive and evolving datasets. As data grows in scale and arrives in dynamic streams, it becomes infeasible to store or process everything explicitly, and the central challenge is to design compact sketches that preserve essential structure while supporting efficient queries. This challenge has been highlighted in seminal works on sublinear algorithms, streaming, and high-dimensional data processing [AMS96, IM98, GIM⁺99, Mut05, CM05]. Two central problems in this setting are Approximate Nearest Neighbor (ANN) search and Approximate Kernel Density Estimation (A-KDE).

Approximate Nearest Neighbor (ANN): The Approximate Nearest Neighbor (ANN) problem formalizes similarity search in high-dimensional spaces. In its standard (c, r) -formulation, given a point set \mathbb{P} in a metric space $(\mathcal{X}, \mathcal{D})$, the task is to preprocess \mathbb{P} so that, for any query $q \in \mathcal{X}$, if the distance to its nearest neighbor in \mathbb{P} is at most r , then with probability at least $1 - \delta$ the algorithm returns a point within distance cr of q . This formulation corresponds to the modern version of the (r_1, r_2) -PLEB problem introduced by [IM98], with a relaxed variant due to [HPIM12] that permits null or arbitrary answers if no point lies within distance r_1 . In [HPIM12], Har-Peled et al. presented fully dynamic solutions to ANN, though such methods require at least linear space and are not suited for the streaming model. In parallel, locality-sensitive hashing-based frameworks (e.g., [Pan06, AI08, AINR14, AR15a, ALRW17, Ahl17]) have driven much of the progress on optimizing space-time trade-offs in the primarily static and dynamic settings rather than streaming.

Approximate Kernel Density Estimation (A-KDE): Kernel density estimation (KDE) is a classical non-parametric method for estimating probability distributions from data [DLP11, Par62, Sil18, Sco15]. Given a sequence of i.i.d. random variables $x_1, \dots, x_n \in \mathbb{R}^d$, the density at a query x is estimated as $\hat{p}(x; \sigma) = \frac{1}{n} \sum_{i=1}^n K_\sigma(x - x_i)$, where $K_\sigma(\cdot)$ is a kernel function with bandwidth σ . While highly effective, exact KDE becomes computationally prohibitive for large-scale or streaming datasets, which motivated the approximate version (namely, A-KDE), where the goal is to return, for any query q , a $(1 \pm \epsilon)$ multiplicative approximation to the true density with probability at least $1 - \delta$. A-KDE thus provides a principled framework for large-scale density estimation, balancing accuracy and efficiency. Notable advances include REPEATED ARRAY OF COUNTS ESTIMATOR (in short, RACE) [CS20], which compresses high-dimensional vectors into compact counters; TAKDE [WDS23], evaluated experimentally in the sliding-window setting; and KDE-Track [QWZ16], designed for spatiotemporal streams.

Streaming Applications: Consider a personalized news agent or financial assistant powered by large language models: vast streams of articles or market updates arrive dynamically, yet the system must provide timely, personalized insights without storing or processing the entire corpus. Approximate nearest neighbor (ANN) search enables real-time matching of a user’s evolving interests to relevant news items or market updates, while approximate kernel density estimation (A-KDE) captures shifts in topical or market distributions to adapt recommendations. A similar challenge arises in large-scale image and video platforms, where streams of photos or frames arrive continuously. ANN supports fast similarity search for recommendation, moderation, or retrieval in these large-scale systems, while A-KDE tracks distributional changes such as emerging styles, anomalies, or trending categories.

Such scenarios are not limited to text or vision: related needs appear in personalization, anomaly detection, and monitoring of high-volume data streams [AMS96, IM98, Mut05, CM05, JDS11, CS20, QWZ16, WDS23]. Across these domains, storing or processing all data explicitly is infeasible, making compact sketches essential for balancing efficiency and accuracy in large-scale retrieval problems.

A central question is how to efficiently perform approximate nearest neighbor (ANN) search and approximate kernel density estimation (A-KDE) on massive, dynamically evolving data streams.

In this work, we use three most commonly used models of streaming, namely, insertion-only, turnstile, and sliding window.

Insertion-Only: In the insertion-only streaming model, data arrives sequentially and can only be appended to the dataset; deletions are not allowed. This model captures many practical scenarios, such as log analysis, clickstreams, and sensor readings, where storing all data explicitly is infeasible. The goal is to maintain a compact summary that supports approximate queries using sublinear memory. Classical sketches such as Count-Min [CM05], AMS [AMS96], and their extensions to similarity search and density estimation [IM98, CS20] have demonstrated the effectiveness of insertion-only algorithms for both high-dimensional similarity search and approximate kernel density estimation.

Turnstile: The Turnstile model generalizes insertion-only streams by allowing both additions and deletions of data elements. This model is essential in settings where the dataset evolves dynamically or counts need to be adjusted, such as network traffic monitoring, dynamic graphs, and streaming recommendation updates. Maintaining sublinear sketches under Turnstile updates is more challenging, but prior work has shown that linear sketches, hash-based methods, and RACE-style counters can provide provable guarantees on query accuracy while supporting deletions efficiently [IM98, CM05, CS20]. For ANN, fully dynamic LSH and entropy-based methods have also been developed to handle updates in this model [HPIM12, ALRW17].

Sliding Window: In many applications, only the most recent data is relevant. The sliding-window model maintains a succinct summary of the last W updates, automatically expiring older elements. This model is particularly suitable for time-evolving datasets such as streaming video, sensor networks, or financial transactions, where queries should adapt to current trends. Exact computation of statistics like kernel density is often infeasible in this setting, motivating the development of approximate sketches. Techniques such as the EXPONENTIAL HISTOGRAM (in short, EH) [DGIM02], combined with RACE [CS20] or other linear sketches, allow efficient approximation of both ANN and KDE over sliding windows [WDS23, QWZ16]. These methods balance memory efficiency, update speed, and approximation guarantees, making them practical for large-scale streaming environments.

1.1 Problem Definitions

Problem 1.1 (*Streaming (c, r) -Approximate Near Neighbor (ANN)*). Let (X, \mathcal{D}) be a metric space, and let $\mathcal{P} \subseteq X$ be a stream of at most n points. Let $B(p, r)$ denote a ball of radius r around point p . The goal is to maintain a data structure over the stream such that, for any query point $q \in X$:

- If $\mathcal{D}_{\mathcal{P}}(q) \leq r$, then with probability at least $1 - \delta$ (for $0 < \delta \leq 1$), the data structure returns some $p' \in \mathcal{P} \cap B(q, cr)$.
- The data structure stores only a sublinear fraction of the stream, i.e., $O(n^{1-\eta})$ points (for $0 < \eta \leq 1$), while supporting efficient updates and queries.

We refer to this task as the *Streaming (c, r) -ANN* with failure probability δ .

Problem 1.2 (*Sliding-Window Approximate Kernel Density Estimation (A-KDE)*). Let $\{x_t\}_{t \geq 1}$ be a data stream, where each x_t is drawn from a (potentially time-varying) density $p_t(x)$. Let N denote the window size, and let $\mathcal{T}_t = \{t - N + 1, \dots, t\}$ denote the indices of points in the current window.

Given a query \mathbf{x} , the sliding-window KDE at time t is defined as:

$$\hat{h}(\mathbf{x}; \sigma_t) = \frac{1}{N} \sum_{j \in \mathcal{T}_t} K_{\sigma_t}(\mathbf{x} - \mathbf{x}_j),$$

where K_{σ_t} is a kernel with bandwidth σ_t .

The goal is to maintain a compact sketch that supports *A-KDE* over the sliding window, enabling efficient updates and queries.

1.2 Our Contributions

This work makes progress on two central problems in large-scale data analysis: streaming Approximate Nearest Neighbor (ANN) search (Problem 1.1) and Approximate Kernel Density Estimation (A-KDE) (Problem 1.2). We design new sketching algorithms that provably achieve sublinear space while supporting efficient queries, and we validate their effectiveness through extensive experiments. Below, we highlight our key contributions.

1.2.1 Our contributions to ANN (Problem 1.1)

At first glance, maintaining even approximate solutions for ANN in the streaming model with *sublinear sketches* appears rather hopeless: an adversary can force any algorithm to store nearly all the data by giving inputs from scaled multidimensional lattices. However, real-world data is far from adversarial and often follows natural distributional assumptions [MW17, CBS20]. Leveraging this, we prove that under a Poisson point process model—a well-studied and practically relevant distribution—ANN in the streaming setting *does* admit efficient sketching.

Our approach revisits the classical Motwani–Indyk framework [IM98]. We show that, under Poisson distributed inputs, it suffices to retain only a sublinear fraction of the stream, namely $O(n^{1-\eta})$ points obtained by uniform sampling. This leads to a simple yet powerful sketching scheme with the following guarantees:

1. **Streaming ANN with sublinear space.** Our sketch provides (c, r) -ANN guarantees while storing only a vanishing fraction of the input.
2. **Turnstile robustness.** We extend our guarantees to the Turnstile model, assuming only mild restrictions on adversarial deletions within any unit ball.
3. **Parallel batch queries.** Our scheme naturally supports batch queries, which can be executed in parallel to achieve significant speedups.

To our knowledge, this is the first work to obtain such guarantees for ANN in the streaming model under realistic assumptions. Importantly, the simplicity of our scheme makes it broadly applicable and easy to generalize.

Empirical validation. We complement our theoretical analysis with experiments on real-world datasets — `sift1m` and `fashion-mnist`, as well as a custom synthetic dataset, `syn-32`, designed to emulate a Poisson point process. The results demonstrate that our sketches are lightweight, achieve consistently low error, and provide *truly sublinear* space usage in high- ϵ regimes without compromising accuracy. In particular:

1. We show that for $\epsilon = 0.5$, we obtain sublinear sketches for all $\eta \geq 0.5$. More generally, for every sufficiently large ϵ , there exists a threshold η^* such that for all $\eta > \eta^*$, our scheme guarantees sublinear sketches without compromising on performance.

2. Our method outperforms the Johnson–Lindenstrauss (JL) baseline: beyond $\epsilon \approx 0.7$ – 0.8 on `sift1m`, and beyond $\epsilon \approx 0.9$ on `fashion-mnist`.
3. We demonstrate that, under fixed workloads, our method achieves higher query throughput than the JL baseline across diverse datasets and parameter settings.

1.2.2 Our contributions to A-KDE (Problem 1.2)

The RACE algorithm of [CS20] provides an elegant sketch for KDE in dynamic data streams and naturally supports the Turnstile model, thanks to its ability to handle both insertions and deletions. However, RACE lacks the mechanism to manage temporal information explicitly, making it unsuitable for the *sliding-window* model where data must expire once it falls outside the most recent N updates.

To address this challenge, we incorporate the classical EH¹ result [DGIM02] into each RACE cell. EH is a powerful tool for maintaining aggregates over the most recent N updates with provable accuracy guarantees, and here they enable us to count, with bounded error, how many elements in the active window hash to the same LSH bucket as the query q . This delicate combination allows us to design the *first sketch* for the **A-KDE in the sliding-window model**, which explicitly handles expiration of old data while retaining the efficiency of RACE. Our construction does incur an extra $\log^2 N$ factor in space compared to plain RACE, but it uniquely enables sliding-window guarantees. We further extend this approach to handle *batch updates*, where data arrives in mini-batches; here, the window consists of N batches, and the EH is naturally adapted to this setting.

Empirical validation. We evaluate our sliding-window A-KDE sketch on both synthetic and real-world datasets. We have used `News Headlines` and `ROSI Hyperspectral Images` as real datasets. For synthetic data, we have conducted *Monte Carlo* simulations using 50 different sets of 10000 data points of dimension 200 sampled from 10 different multivariate Gaussian distributions. We use a window size parameter to define the sliding window size. Our algorithm can also support batch updates. The experimental results highlight that:

1. The empirical relative error of KDE estimates is significantly smaller than the worst-case theoretical bound, even with a small number of rows in the sketch. This is observed for both synthetic and real-world datasets.
2. Our sliding-window A-KDE achieves accuracy comparable to RACE [CS20] on `News Headlines` and `ROSI Hyperspectral Images` as well as the synthetic dataset.

2 Preliminaries

2.1 Locality Sensitive Hashing

Let \mathbb{X} be a metric space and $D : \mathbb{X} \times \mathbb{X} \rightarrow \mathbb{R}$ be a distance metric.

Definition 2.1. A family $\mathcal{H} = \{h : \mathbb{X} \rightarrow \mathbb{U}\}$ is (r_1, r_2, p_1, p_2) -sensitive for (\mathbb{X}, D) if for any $p, q \in \mathbb{X}$, we have:

- If $D(p, q) \leq r_1$, then $P_{h \in \mathcal{H}}[h(q) = h(p)] \geq p_1$.
- If $D(p, q) \geq r_2$, then $P_{h \in \mathcal{H}}[h(q) = h(p)] \leq p_2$.

¹An exponential histogram can maintain aggregates over data streams with respect to the last N data elements. For example, it can estimate up to a certain error the number of 1's seen within the last N elements, assuming data is in the form of 0s and 1s.

For a locality-sensitive family to be useful, it must satisfy the inequalities $p_1 > p_2$ and $r_1 < r_2$. Two points \mathbf{p} and \mathbf{q} are said to collide, if $h(\mathbf{p}) = h(\mathbf{q})$. We denote the collision probability by $k(\mathbf{x}, \mathbf{y})$. Note that $k(\cdot, \cdot)$ is bounded and symmetric i.e. $0 \leq k(\mathbf{x}, \mathbf{y}) \leq 1$, $k(\mathbf{x}, \mathbf{y}) = k(\mathbf{y}, \mathbf{x})$, and $k(\mathbf{x}, \mathbf{x}) = 1$. It is known that if there exists a hash function $h(\mathbf{x})$ with $k(\mathbf{x}, \mathbf{y})$ and range $[1, W]$, the same hash function can be independently concatenated p times to obtain a new hash function $H(\cdot)$ with collision probability $k^p(\mathbf{x}, \mathbf{y})$ for any positive integer p . The range of the new hash function will be $[1, W^p]$. In particular, we use two such hash families in our analysis: (1) SRP-LSH (also known as, Angular LSH), described in [Cha02] and (2) p -stable LSH, described in [DIIM04].

2.2 Approximate Nearest Neighbor

In [HPIM12], the authors give a scheme to solve the (c, r) -ANN problem with the following guarantees:

Theorem 2.2 ([HPIM12]). *Suppose there is an (r, cr, p_1, p_2) -sensitive family \mathcal{H} for $(\mathcal{X}, \mathcal{D})$, where $p_1, p_2 \in (0, 1)$ and let $\rho = \frac{\log(\frac{1}{p_1})}{\log(\frac{1}{p_2})}$. Then there exists a fully dynamic data structure for the (c, r) -Approximate Near Neighbor Problem over a set $\mathbb{P} \subset \mathcal{X}$ of at most n points, such that:*

- *Each query requires at most $O\left(\frac{n^\rho}{p_1}\right)$ distance computations and $O\left(\frac{n^\rho}{p_1} \cdot \log_{\frac{1}{p_2}} n\right)$ evaluations of hash functions from \mathcal{H} . The same bounds hold for updates.*
- *The data structure uses at most $O\left(\frac{n^{1+\rho}}{p_1}\right)$ words of space, in addition to the space required to store \mathbb{P} .*

The failure probability of the data structure is at most $\frac{1}{3} + \frac{1}{e} < 1$.

Given an (r, cr, p_1, p_2) -sensitive family \mathcal{H} of hash functions, the authors amplify the gap between the “high” probability p_1 and “low” probability p_2 by concatenating several functions. For a specified parameter k , they define a function family $\mathcal{G} = \{g : \mathcal{X} \rightarrow \mathcal{U}^k\}$ such that

$$g(\mathbf{p}) = (h_{i_1}(\mathbf{p}), h_{i_2}(\mathbf{p}), \dots, h_{i_k}(\mathbf{p}))$$

where $h_i \in \mathcal{H}$ and $I = \{i_1, \dots, i_k\} \subset \{1, \dots, |\mathcal{H}|\}$. For an integer L , they choose L functions g_1, \dots, g_L from \mathcal{G} independently and uniformly at random. During preprocessing, they store a pointer to each $\mathbf{p} \in \mathbb{P}$ in the buckets $g_1(\mathbf{p}), \dots, g_L(\mathbf{p})$. Since the total number of buckets may be large, they retain only the non-empty buckets by resorting to “standard” hashing.

2.3 Repeated Array-of-Counts Estimator (RACE)

In [CS20], the authors propose RACE, an efficient sketching algorithm for kernel density estimation on high-dimensional streaming data. The RACE algorithm compresses a dataset \mathbb{D} into a 2-dimensional array \mathbf{A} of integer counters of size $L \times R$ where each row is an ARRAYS OF (LOCALITY-SENSITIVE) COUNTS ESTIMATOR(ACE) data structure²[LS18]. To add an element $\mathbf{x} \in \mathbb{D}$ we compute the hash of \mathbf{x} using L independent LSH functions $h_1(\mathbf{x}), h_2(\mathbf{x}), \dots, h_L(\mathbf{x})$. Then we increment the counters at $\mathbf{A}[i, h_i(\mathbf{x})]$ for all $i \in [1, \dots, L]$. So each array cell stores the number of data elements that have been hashed to the corresponding LSH bucket.

The KDE of a query is roughly a measure of the number of nearby elements in the dataset. Hence, it can be estimated by averaging over hash values for all rows of RACE:

$$\hat{K}(\mathbf{q}) = \frac{1}{L} \sum_{i=1}^L \mathbf{A}[i, h_i(\mathbf{q})]$$

²ACE is a swift and memory efficient algorithm used for unsupervised anomaly detection which does not require to store even a single data sample and can be dynamically updated.

For a query q , the RACE sketch computes the KDE using the median of means procedure rather than the average to bound the failure probability of the randomized query algorithm. The key result of [LS18] is:

Theorem 2.3 (ACE estimator). *Given a dataset \mathbb{D} and an LSH family \mathcal{H} with finite range $[1, W]$, construct a hash function $h : x \rightarrow [1, W^p]$ by concatenating p independent hashes from \mathcal{H} . Suppose an ACE array \mathbf{A} is created by hashing each element of \mathbb{D} using $h(\cdot)$. Then for any query q ,*

$$\mathbb{E}[\mathbf{A}[h(q)]] = \sum_{x \in \mathbb{D}} k^p(x, q)$$

ACE is useful for KDE because it is an unbiased estimator. Moreover, [CBS20] have shown a tight bound on the variance.

Theorem 2.4. *Given a query q , the variance of ACE estimator $\mathbf{A}[h(q)]$ is bounded as:*

$$\text{var}(\mathbf{A}[h(q)]) \leq \left(\sum_{x \in \mathbb{D}} k^{p/2}(x, q) \right)^2$$

This implies that we can estimate KDE using repeated ACE or RACE with very low relative error given a sufficient number of repetitions p .

2.4 Exponential Histogram

We want to solve the BASIC COUNTING problem for data streams with respect to the last N elements seen so far. To be specific, we want to count the number of 1's in the last N elements given a stream of data elements containing 0 or 1. [DGIM02] proposed an algorithm for this problem, which provides a $(1 + \epsilon)$ estimate of the actual value at every instant. They use an EH to maintain the count of active 1's in that they are present within the last N elements. Every bucket in the histogram maintains the timestamp of the most recent 1, and the number of 1's is called the bucket size. The buckets are indexed as 1, 2, ... in decreasing order of their arrival times *i.e.* the most recent bucket is indexed 1. Let the size of the i^{th} bucket be denoted as C_i . When the timestamp of a bucket expires, we delete that bucket. The estimate for the number of 1's at any instant is given by subtracting half of the size of the last bucket from the total size of the existing buckets, *i.e.* $(TOTAL - LAST)/2$. To guarantee counts with relative error of at most ϵ , the following invariants are maintained by the algorithm (define k as $\lceil 1/\epsilon \rceil$):

1. **Invariant 1:** Bucket sizes c_1, c_2, \dots, c_m are such that $\forall j \leq m$ we have $\frac{c_j}{2(1 + \sum_{i=1}^{j-1} c_i)} \leq \frac{1}{k}$.
2. **Invariant 2:** Bucket sizes are non-decreasing, *i.e.* $c_1 \leq c_2 \leq c_3 \leq \dots \leq c_m$. Further, they are constrained to only powers of 2. Finally, for every bucket other than the last bucket, there are at least $\frac{k}{2}$ and at most $\frac{k}{2} + 1$ buckets of that size.

It follows from invariant 2 that to cover all active 1's, we need no more than $n \leq (\frac{k}{2} + 1) \cdot (\log(2\frac{N}{k}) + 1) + 1$ buckets. The bucket size takes at most $\log N$ values, which can be stored using $\log \log N$ bits, and the timestamp requires $\log N$ bits. So the memory requirement for an EH is $O(\frac{1}{\epsilon} \log^2 N)$. By maintaining a counter each for $TOTAL$ and $LAST$, the query time becomes $O(1)$.

3 Streaming (c,r)-Approximate Near Neighbor

We generalize the classical Motwani–Indyk scheme [IM98] to the streaming setting by formulating the (c, r) -ANN problem under the assumption that the number of points inside any ball follows a Poisson

distribution with an appropriate mean parameter. Within this framework, we prove that it suffices to retain only a sublinear sample of the data stream, specifically $O(n^{1-\eta})$ points obtained through uniform random sampling.

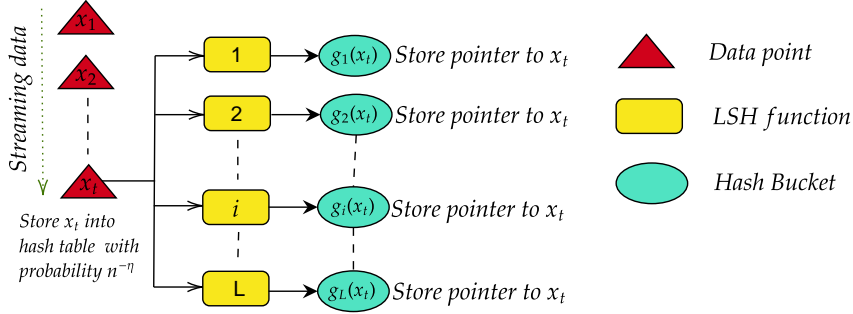


Figure 1: Insert mechanism of Algorithm 1 where, with probability $n^{-\eta}$, we store point x_t into the hash table using L independent hash functions $g_i(x)$.

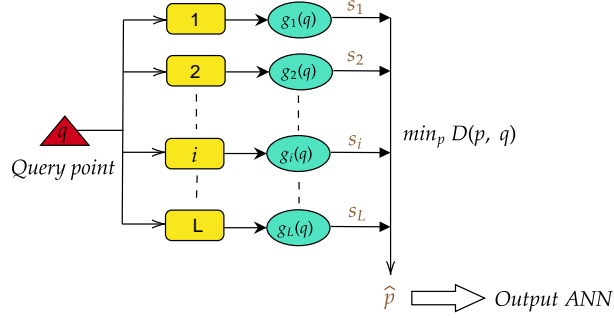


Figure 2: Query mechanism of Algorithm 1 which retrieves the closest point to the query vector q from a *candidate set* \mathbb{S} constructed as the union of all hash bucket collision sets, i.e. $\mathbb{S} = \bigcup_{i=1}^L s_i$, where each s_i denotes the set of points that collide with q in the i^{th} hash table.

3.1 The Algorithm

Let N be an upper bound on the size of the data stream \mathbb{D} . We initialize a family of hash functions \mathcal{H} with parameters k and L , chosen as functions of N and ϵ . Below, we describe a scheme that inserts points from the stream into our data structure and employs the *Query Processing* routine to solve the (c, r) -ANN problem for any query point q (see Algorithm 1). The insert and query mechanisms for our scheme are illustrated in Figures 1 and 2, respectively.

3.2 Correctness

A query q can succeed when certain events take place, which are mentioned here.

Lemma 3.1. *Let \mathbb{P} be the set of points at the time when the query is executed. Define $B(p, r)$ as a ball of radius r surrounding a point p . We define the following two events for any query point q :*

- $E_1 : \exists p' \in B(q, r)$ such that $g_j(p') = g_j(q)$ for some $j \in \{1, \dots, L\}$.

Algorithm 1: S-ANN: ANN sketch construction and querying for streaming.

Input: Data stream \mathcal{D} , query point q , LSH family \mathcal{H} , parameters k & L , sampling parameter η
Output: Approximate nearest neighbor p^* or NULL
Initialize L independent hash functions $\{g_1, \dots, g_L\}$
foreach $p \in \mathcal{D}$ **do**
 Decide whether to drop or store p // Uniform sample to store $O(n^{1-\eta})$ points
 for $j = 1$ **to** L **do**
 Insert p into bucket $g_j(p)$

Query processing:
Initialize candidate list $C \leftarrow \emptyset$
for $j = 1$ **to** L **do**
 Retrieve all points from bucket $g_j(q)$ and add to C
 if $|C| \geq 3L$ **then**
 break

Remove duplicates from C
 $p^* \leftarrow \arg \min_{p_j \in C} D(p_j, q)$
if $D(p^*, q) \leq r_2$ **then**
 return p^*
return NULL

- E_2 : The number of points from $\mathbb{P} - B(q, r_2)$ which hash to the same bucket as q is less than $3L$ i.e.

$$\sum_{j=1}^L |(\mathbb{P} - B(q, r_2)) \cap g_j^{-1}(g_j(q))| < 3L.$$

If E_1 and E_2 hold, then the query q succeeds

Proof. Denote the nearest neighbor of query q as p^* . We have two cases:

Case 1 $\exists p^* \in B(q, r)$: Since the algorithm stores $3L$ candidate points, E_2 holding implies that the candidate set has a non-zero number of vacant spots. Now, if E_1 also holds, we know that there exists $p' \in B(q, r)$ such that $g_j(p') = g_j(q)$ for some $j \in \{1, \dots, L\}$. So this p' must get added to the candidate set. Since we ultimately return a point that is closest to the query point q , we guarantee that we return p' or a closer point. But since $p' \in B(q, r)$, trivially we have that $p' \in B(q, cr)$, hence the query q succeeds.

Case 2 $\nexists p^* \in B(q, r)$: In this case, the algorithm can return *null* or any point in \mathbb{P} , so the query q succeeds trivially. \square

It is to be noted that the aforementioned p' does not need to be the nearest neighbor of the query point. It suffices to have a point present in a ball of radius r surrounding the query after the random sampling. In the following lemma, we show how we can set the parameter k to guarantee the success of E_2 with high probability.

Lemma 3.2. If we set $k = \lceil \log_{1/p_2} n \rceil$, for a certain query q event E_2 succeeds with probability $P_2 \geq 1 - \frac{1}{3n^\eta}$ if we store $O(n^{1-\eta})$ points from the stream independent of how the data is distributed.

Proof. For any $p' \in \mathbb{P} - B(q, cr)$, the probability of collision under a fixed g_j is at most $p_2^k \leq p_2^{\log_{1/p_2} n} = \frac{1}{n}$. Since we store only $n^{1-\eta}$ points, the expected number of such collisions is at most $n^{-\eta}$ for a function g_j ,

and at most $L \cdot n^{-\eta}$ across all L functions. Let N be a random variable denoting the number of collisions. Using Markov's Inequality, we can say that the probability that more than $3L$ such collisions occur is:

$$P(N \geq 3L) \leq \mathbb{E}[N]/3L \leq \frac{L \cdot n^{-\eta}}{3L} = \frac{1}{3n^\eta}$$

Thus the success probability for event \mathbf{E}_2 , $P_2 = 1 - P(N \geq 3L) \geq 1 - \frac{1}{3n^\eta}$. \square

Now, we show that if we set k as per Lemma 3.2, assuming that our data is obtained from a Poisson point process, we can guarantee the success of \mathbf{E}_1 with high probability for an appropriate choice of L .

Lemma 3.3. *Assume that the points are distributed in such a manner that the number of points in every ball of radius r is distributed as a Poisson random variable with mean m . Given that $k = \lceil \log_{1/p_2} n \rceil$, if we set $L = \frac{n^\rho}{p_1}$, for a certain query \mathbf{q} event \mathbf{E}_1 succeeds with probability $P_1 \geq (1 - e^{-mp})(1 - 1/e)$ on sampling $O(n^{1-\eta})$ points from the stream*

Proof. We require that $\exists \mathbf{p}' \in B(\mathbf{q}, r)$ such that $g_j(\mathbf{p}') = g_j(\mathbf{q})$ for some $j \in \{1, \dots, L\}$. First, consider the probability that there is at least one point retained in a ball of radius r surrounding the query after the uniform sampling, i.e. $\exists \mathbf{p}' \in B(\mathbf{q}, r)$. We know that the data follows a Poisson distribution, so if we say that the number of points in a ball of radius r surrounding a query is a Poisson random variable \mathbf{K} with mean m :

$$\begin{aligned} \mathbb{P}(\text{No points in the } r\text{-ball after uniform sampling}) &= \mathbb{E}[(1-p)^{\mathbf{K}}], \mathbf{K} \sim \text{Poisson}(m) \\ &= \sum_{k=0}^{\infty} (1-p)^k \cdot e^{-m} \frac{m^k}{k!} \\ &= e^{-m} \sum_{k=0}^{\infty} \frac{(m(1-p))^k}{k!} \\ &= e^{-m} e^{m(1-p)} \\ &= e^{-mp} \end{aligned}$$

where $p = n^{-\eta}$ is the probability that we keep the point in the data structure while uniformly sampling. This implies that the probability of having at least one point (\mathbf{p}') close to the query is $(1 - e^{-mp})$.

Now, given that there exists $\mathbf{p}' \in B(\mathbf{q}, r)$, we can lower bound the probability that $g_j(\mathbf{p}') = g_j(\mathbf{q})$ for some $j \in \{1, \dots, L\}$ as follows:

$$(1) \quad P(g_j(\mathbf{p}') = g_j(\mathbf{q})) \geq p_1^k \geq p_1^{\log_{1/p_2} n + 1} = p_1 n^{-\log_{1/p_2} (1/p_1)} = p_1 n^{-\rho}$$

Combining these two statements, the probability of success of event \mathbf{E}_1 is lower bounded as:

$$\begin{aligned} P(\mathbf{E}_1) &= P(\exists \mathbf{p}' \in B(\mathbf{q}, r) \text{ such that } g_j(\mathbf{p}') = g_j(\mathbf{q}) \text{ for some } j \in \{1, \dots, L\}) \\ &= P(\exists \mathbf{p}' \in B(\mathbf{q}, r) \wedge g_j(\mathbf{p}') = g_j(\mathbf{q}) \text{ for some } j \in \{1, \dots, L\}) \\ &= P(\exists \mathbf{p}' \in B(\mathbf{q}, r)) \cdot P(g_j(\mathbf{p}') = g_j(\mathbf{q}) \text{ for some } j \in \{1, \dots, L\}) \\ &= (1 - e^{-mp}) \cdot P\left(\bigcup_{j=1}^L g_j(\mathbf{p}') = g_j(\mathbf{q})\right) \\ &= (1 - e^{-mp}) \cdot \left(1 - P\left(\bigcap_{j=1}^L g_j(\mathbf{p}') \neq g_j(\mathbf{q})\right)\right) \text{ (using De Morgan's Law)} \end{aligned}$$

$$\begin{aligned}
&= (1 - e^{-mp}) \cdot \left(1 - \prod_{j=1}^L P(g_j(\mathbf{p}') \neq g_j(\mathbf{q})) \right) \\
&= (1 - e^{-mp}) \cdot \left(1 - \prod_{j=1}^L (1 - P(g_j(\mathbf{p}') = g_j(\mathbf{q}))) \right) \\
&\geq (1 - e^{-mp})(1 - (1 - p_1 n^{-\rho})^L) \text{ (using equation 1)}
\end{aligned}$$

By setting $L = n^\rho/p_1$,

$$\begin{aligned}
P(\mathbf{E}_1) = P_1 &\geq (1 - e^{-mp})(1 - (1 - p_1 n^{-\rho})^{n^\rho/p_1}) \\
&\geq (1 - e^{-mp})\{1 - (e^{-p_1 n^{-\rho}})^{n^\rho/p_1}\} \\
&= (1 - e^{-mp})(1 - 1/e)
\end{aligned}$$

In the second inequality, we have used $1 - x \leq e^{-x}$. \square

We can now use the above Lemmas (3.1, 3.2, 3.3) to prove the following theorem.

Theorem 3.1. *Let (X, \mathcal{D}) be a metric space, and suppose that there exists an (r, cr, p_1, p_2) -sensitive family \mathcal{H} , with $p_1, p_2 \in (0, 1)$, and define $\rho = \frac{\log(\frac{1}{p_1})}{\log(\frac{1}{p_2})}$. We further assume that the number of points contained in any ball of radius r can be modeled as a Poisson random variable with mean m , where $m \geq Cn^\eta$ for some constant $C > 0$. Then, for a point set $\mathbb{P} \subseteq X$ comprising at most n points, there exists a data structure for streaming (c, r) -nearest neighbor search with the following guarantees:*

- The data structure stores only $O(n^{1-\eta})$ points from the stream.
- Each query requires at most $O(n^\rho/p_1)$ distance computations and $O\left(\frac{n^\rho}{p_1} \cdot \log_{1/p_2} n\right)$ evaluations of hash functions from \mathcal{H} . The same bounds hold for updates.
- The data structure uses at most $O(n^{1+\rho-\eta}/p_1)$ words of space, in addition to the space required to store \mathbb{P} .

The probability of failure is at most $\frac{1}{3n^\eta} + \frac{e^{mp+e-1}}{e^{mp+1}}$, which is less than 1 for an appropriate choice of C .

Proof. Assume that there exists $\mathbf{p}^* \in B(\mathbf{q}, r)$ (otherwise, there is nothing to prove). From Lemma 3.1, we can say that for a query to succeed, events \mathbf{E}_1 and \mathbf{E}_2 must occur with constant probability.

From Lemma 3.2 and Lemma 3.3, we can infer that for appropriate choice of k and L , the query fails with probability at most $\frac{1}{3n^\eta} + \frac{e^{mp+e-1}}{e^{mp+1}}$. This proves the failure probability of the theorem. \square

3.3 Extension to Batch Queries

The result of Theorem 3.1 extends naturally to the batch streaming setting, where a query consists of a set of points $\mathbb{Q} = \{\mathbf{q}_i\}_{i=1}^B$. Each batch can be viewed as B independent queries, and the guarantees of Theorem 3.1 apply to each of them. Moreover, the structure admits straightforward parallelization, making batch queries especially efficient in practice.

Corollary 3.2. *The Streaming ANN data structure extends to the batch streaming setting, where a query consists of a set $\mathbb{Q} = \{\mathbf{q}_i\}_{i=1}^B$. In this case:*

- The data structure stores only $O(n^{1-\eta})$ points from the stream.
- Each batch requires at most $O\left(B \cdot \frac{n^\rho}{p_1}\right)$ distance computations and $O\left(B \cdot \frac{n^\rho}{p_1} \cdot \log_{1/p_2} n\right)$ evaluations of hash functions from \mathcal{H} .

- The data structure uses at most $O(n^{1+\rho-\eta}/p_1)$ words of space, in addition to the space required to store \mathbb{P} .

The probability of failure of the batch is at most $B(\frac{1}{3n^\eta} + \frac{e^{mp}+e-1}{e^{mp+1}})$, with each independent query failing with probability at most $\frac{1}{3n^\eta} + \frac{e^{mp}+e-1}{e^{mp+1}}$.

3.4 ANN in the Turnstile Model

In the turnstile setting, arbitrary deletions can break ANN guarantees if the nearest neighbor within a query ball is removed. To mitigate this, we assume an adversary can delete at most d points from any ball of radius r . Under this restriction, the earlier sublinear-sample guarantees hold by bounding the probability that a ball contains at least $d + 1$ points. We prove that, under natural assumptions on point distributions in a stream and limiting deletions per region, we can maintain a sublinear-sized data structure that supports efficient approximate nearest neighbor queries with low failure probability, handling both insertions and deletions.

Lemma 3.4. (Tail Bound for a Poisson random variable) Let $\mathbf{S} \sim \text{Poisson}(\lambda)$ and $d \leq \lambda$. Then $P(\mathbf{S} \leq d) \leq e^{d-\lambda+d \ln \frac{\lambda}{d}}$.

Proof. For any $t \geq 0$, we can say $P(\mathbf{S} \leq d) = P(e^{-t\mathbf{S}} \geq e^{-td}) \leq e^{td} \mathbb{E}[e^{-t\mathbf{S}}]$ using Markov's inequality. We also know that the MGF of a Poisson random variable is $\mathbb{E}[e^{-t\mathbf{S}}] = e^{\lambda(e^{-t}-1)}$. Thus, putting it all together, we can say that,

$$P(\mathbf{S} \leq d) \leq e^{\lambda(e^{-t}-1)+td}$$

Define $\varphi(t) := \lambda(e^{-t} - 1) + td$. Differentiating and setting $\varphi'(t) = 0$ gives $e^{-t} = d/\lambda$. Since $d \leq \lambda$, we obtain the optimum as $t^* = \ln \frac{\lambda}{d}$. Substituting t^* into $\varphi(t)$ yields

$$\varphi(t^*) = \lambda\left(\frac{d}{\lambda} - 1\right) + d \ln \frac{\lambda}{d} = d - \lambda + d \ln \frac{\lambda}{d}$$

Hence, we obtain the result stated in the lemma

$$P(\mathbf{S} \leq d) \leq e^{d-\lambda+d \ln \frac{\lambda}{d}}$$

□

Lemma 3.5. (Poisson Thinning) Let $\mathbf{K} \sim \text{Poisson}(m)$ be the number of points in a ball. Suppose each point is kept independently with probability $p \in [0, 1]$ during random sampling. Let \mathbf{S} denote the number of points that remain after sampling. Then $\mathbf{S} \sim \text{Poisson}(mp)$.

Proof. Conditioning on \mathbf{K} , given $\mathbf{K} = k$, we know that the number of retained points \mathbf{S} follows a Binomial(k, p) distribution:

$$P(\mathbf{S} = s \mid \mathbf{K} = k) = \binom{k}{s} p^s (1-p)^{k-s}$$

Thus, we can obtain the probability density function of \mathbf{S} as

$$\begin{aligned} P(\mathbf{S} = s) &= \sum_{k=s}^{\infty} P(\mathbf{K} = k) P(\mathbf{S} = s \mid \mathbf{K} = k) \\ &= \sum_{k=s}^{\infty} e^{-m} \frac{m^k}{k!} \binom{k}{s} p^s (1-p)^{k-s} \\ &= \sum_{k=s}^{\infty} e^{-m} \frac{(mp)^s}{s!} \cdot \frac{(m(1-p))^{k-s}}{(k-s)!} \end{aligned}$$

Summing over $k \geq s$ gives a Poisson tail series that sums to an exponential:

$$P(\mathbf{S} = s) = e^{-m} \frac{(mp)^s}{s!} \sum_{t=0}^{\infty} \frac{(m(1-p))^t}{t!} = e^{-m} \frac{(mp)^s}{s!} e^{m(1-p)} = e^{-mp} \frac{(mp)^s}{s!},$$

which is the probability mass function for $\text{Poisson}(mp)$. Therefore $\mathbf{S} \sim \text{Poisson}(mp)$. \square

We use these results to prove the theorem for ANN under the turnstile model.

Theorem 3.3. *Let (X, \mathcal{D}) be a metric space, and suppose there exists an (r, cr, p_1, p_2) -sensitive family \mathcal{H} , with $p_1, p_2 \in (0, 1)$, and define $\rho = \frac{\log(\frac{1}{p_1})}{\log(\frac{1}{p_2})}$. We further assume that the number of points contained in any ball of radius r can be modeled as a Poisson random variable with mean m , where $m \geq Cn^\eta$ for some constant $C > 0$. Assume that an adversary may delete up to d points from any r -ball (strict turnstile) such that $d \leq mp$. Then, for a point set $\mathbb{P} \subseteq X$ comprising at most n points, there exists a data structure for turnstile streaming (c, r) -nearest neighbor search with the following guarantees:*

- The data structure stores only $O(n^{1-\eta})$ points from the stream.
- Each query requires at most $O(n^\rho/p_1)$ distance computations and $O\left(\frac{n^\rho}{p_1} \cdot \log_{1/p_2} n\right)$ evaluations of hash functions from \mathcal{H} . The same bounds hold for updates.
- The data structure supports arbitrary deletion of points as per the strict turnstile model (up to d points from each r -ball)
- The data structure uses at most $O(n^{1+\rho-\eta}/p_1)$ words of space, in addition to the space required to store \mathbb{P} .

The failure probability is at most $\frac{1}{3n^\eta} + \frac{1}{e} + e^{d-mp+d \ln \frac{mp}{d}} (1 - \frac{1}{e})$, which is less than 1 for an appropriate choice of C and d .

Proof. The proof does not vary too much from that of the vanilla streaming case. For correctness, we still require Lemma 3.1 to hold. It is easy to see that \mathbf{E}_2 as defined in Lemma 3.1, holds trivially on deletion of points under the turnstile model, because the probability of hashing far-away points strictly decreases on deleting points from the data structure.

We need to show that \mathbf{E}_1 still holds with sufficiently high probability. We follow a similar approach to Lemma 3.3 to show that after deletion of up to k points, $\exists \mathbf{p}' \in B(\mathbf{q}, r)$ such that $g_j(\mathbf{p}') = g_j(\mathbf{q})$ for some $j \in \{1, \dots, L\}$. We know that the original data follow a Poisson distribution, so if we say that the number of points in a ball of radius r surrounding a query is a Poisson random variable \mathbf{K} with mean m , we can use Lemma 3.5 to say that the number of retained points follows a Poisson distribution with mean mp , where $p = n^{-\eta}$ is the probability that every point is retained independently. Denote this distribution by \mathbf{S} .

$$\begin{aligned} P(\text{At most } d \text{ points lie in an } r\text{-ball surrounding the query point}) &= P(\mathbf{S} \leq d) \\ &\leq e^{d-mp+d \ln \frac{mp}{d}} \end{aligned}$$

This implies that the probability of having at least $d+1$ points close to the query is $(1 - e^{d-mp+d \ln \frac{mp}{d}})$.

Now, given that there exists $\mathbf{p}' \in B(\mathbf{q}, r)$ even on deleting k points in the worst case, we can lower bound the probability that $g_j(\mathbf{p}') = g_j(\mathbf{q})$ for some $j \in \{1, \dots, L\}$ as follows:

$$(2) \quad P(g_j(\mathbf{p}') = g_j(\mathbf{q})) \geq p_1^k \geq p_1^{\log_{1/p_2} n + 1} = p_1 n^{-\log_{1/p_2} (1/p_1)} = p_1 n^{-\rho}$$

So, the worst case probability of success of event E_1 is:

$$P(E_1) \geq (1 - e^{d-mp+d \ln \frac{mp}{d}})(1 - (1 - p_1 n^{-\rho})^L) \text{ (using equation 2)}$$

Now, similar to Lemma 3.3, we can set $L = n^\rho / p_1$ to obtain $P_1 = (1 - e^{d-mp+d \ln \frac{mp}{d}})(1 - \frac{1}{e})$. So now, using Lemma 3.2 and the success probability derived above, we can say that for an appropriate choice of k and L , the guarantees of our data structure hold with failure probability $\frac{1}{3n^\eta} + \frac{1}{e} + e^{d-mp+d \ln \frac{mp}{d}}(1 - \frac{1}{e})$. \square

4 Sliding-Window Approximate Kernel Density Estimation (A-KDE)

In [CS20], the authors propose RACE, an efficient sketching technique for kernel density estimation on high-dimensional streaming data. We have seen that we can get low relative errors using a larger number of repetitions in RACE. We propose Sliding window AKDE, in short SW-AKDE, which uses a modified RACE structure to make it suitable for a sliding window model by using EH [DGIM02]. We give bounds on the number of repetitions *i.e.*, the number of rows, to obtain a good estimate of the KDE with high probability.

4.1 The Algorithm

In RACE, we increment $A[i, h_i(x)]$ for every new element x coming from dataset \mathbb{D} . In the sliding window model, we are interested in the last N elements, assuming that we get an element every time step. Hence, we have to find the number of times a counter has been incremented in the last N time steps. This problem is similar to the BASIC COUNTING problem in [DGIM02], where the incoming stream of data is 1 if the counter is incremented at a time instant, otherwise 0. We will store an EH for each cell of RACE. On querying the EH, we will get an estimate of the count in a particular cell. In the RACE sketch, the estimator is computed using the median of means procedure. For SW-AKDE, we will take the average of ACE estimates over L independent repetitions. The SW-AKDE algorithm is given in 2.

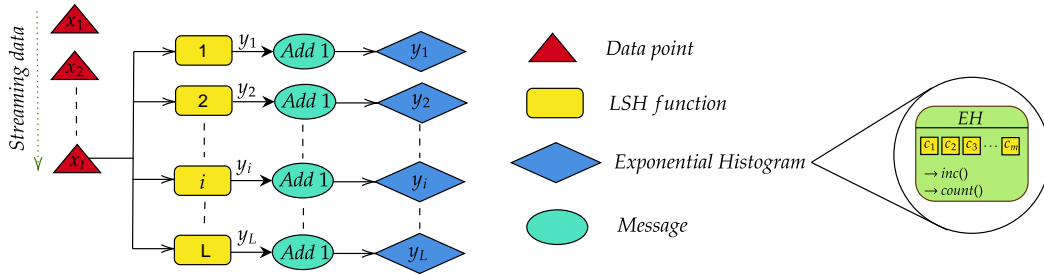


Figure 3: Update mechanism of Algorithm 2, where y_i is the output of the LSH function i on x_t . For the i^{th} row, we add 1 to the EH at index y_i

4.2 Correctness

The algorithm is illustrated in Figs. 3 and 4. Consider the ACE Estimator. We know that if we have the actual counts (by using a counter instead of EH), then $X = A[h(q)]$ is an unbiased estimator for the Kernel Density with bounded variance(2.4). So, $\mathbf{K} = \mathbb{E}[X]$ is the Kernel Density estimate. We will now demonstrate that, by using EH, the new estimator for a single ACE instance approximates \mathbf{K} with a certain level of accuracy.

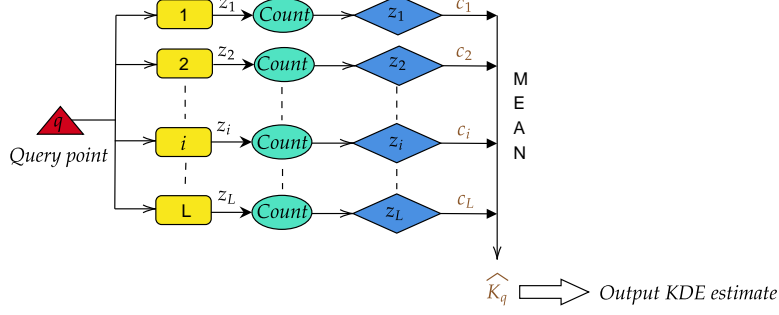


Figure 4: Query mechanism of Algorithm 2 where z_i is the output of the LSH function i on q . For the i^{th} row, c_i is the count estimate of the EH at index z_i .

Lemma 4.1. *Let Y be the new estimator obtained from querying the EH at $\mathbf{A}[h(q)]$. Then, $\mathbb{E}[Y] \leq (1 + \epsilon')\mathbf{K}$.*

Proof. Suppose the relative error of the estimate from the EH algorithm is ϵ' . So,

$$\begin{aligned}
 |Y - X| &\leq \epsilon' X \\
 \text{Taking expectation on both sides,} \\
 \Rightarrow \mathbb{E}[|Y - X|] &\leq \epsilon' \mathbb{E}[X] = \epsilon' \mathbf{K} \text{ (since } \mathbf{K} = \mathbb{E}[X]) \\
 \Rightarrow |\mathbb{E}[Y] - \mathbb{E}[X]| &\leq \mathbb{E}[|Y - X|] \leq \epsilon' \mathbf{K} \\
 \Rightarrow |\mathbb{E}[Y] - \mathbf{K}| &\leq \epsilon' \mathbf{K} \\
 \Rightarrow \mathbb{E}[Y] &\leq (1 + \epsilon')\mathbf{K}
 \end{aligned}
 \tag{3}$$

□

We use r independent ACE instances to estimate the kernel density. Hence, the KDE estimator in the current setting is,

$$\hat{Y} = \frac{1}{r} \sum_{i=1}^r Y_i \quad \text{where } Y_i \text{ is the EH estimate for } \mathbf{A}[h_i(q)]$$

The expectation of \hat{Y} is $\mathbb{E}Y_i$ and the variance of \hat{Y} is $\frac{1}{r} \text{Var}(Y_i)$. Now we will show the bounds of the estimator \hat{Y} and derive the necessary bounds on r .

Lemma 4.2. $|\hat{Y} - \mathbb{E}\hat{Y}| < \epsilon' \mathbb{E}[\hat{Y}]$ holds with probability $1 - \delta$ if:

$$r \geq \frac{2 \max\{X_i\}^2}{(1 + \epsilon')^2 \mathbf{K}^2} \log\left(\frac{2}{\delta}\right)$$

where ϵ' is the relative error of EH, r is the number of repetitions of ACE (or the number of rows in the SW-AKDE sketch).

Proof. From 3, $|Y_i - X_i| \leq \epsilon' X_i \Rightarrow X_i(1 - \epsilon') \leq Y_i \leq X_i(1 + \epsilon') \forall i \in \{1, 2, \dots, r\}$. Here, X_i refers to the actual count in a cell in the last N time steps, if we had used a counter instead of an EH for the i^{th} hash function.

Note that, in order to estimate the lower bound for r , we need the maximum of X_i 's for $i \in [r]$. Therefore, we can only arrive at the solution using an iterative technique, which can be made faster through usual binary trick. The procedure is illustrated in algorithm 3. This implies that the *for* loop in

Algorithm 2: SW-AKDE: AKDE sketch construction and querying for sliding window

Preprocessing:

Input: Data set \mathcal{D} , LSH family \mathcal{H} of range W , parameters p and L

Output: RACE sketch A of size $\mathbb{Z}^{L \times W^p}$

Initialize L independent hash functions $\{h_1, h_2, \dots, h_L\}$, where each h_i is constructed by concatenating p independent hashes from \mathcal{H}

$A \leftarrow \text{EMPTY}$

// RACE structure

$t \leftarrow 0$

// timestamp initialized to 0

foreach $p \in \mathcal{D}$ **do**

for $i = 1$ **to** L **do**

$j \leftarrow h_i(p)$

if $A[i, j]$ *is empty* **then**

 Create an Exponential Histogram at $A[i, j]$ with timestamp t

else

 Add a 1 to the Exponential Histogram at $A[i, j]$ with timestamp t

$t \leftarrow t + 1$

Query processing:

Input: RACE sketch A , query q , hash functions $\{h_1, h_2, \dots, h_L\}$ initialized in preprocessing

Output: Approximate KDE estimate y

$y \leftarrow 0$

// initialize the KDE estimate to 0

for $i = 1$ **to** L **do**

if $A[i, h_i(q)]$ *is not empty* **then**

$c \leftarrow$ estimate of count in the Exponential Histogram at $A[i, h_i(q)]$

$y \leftarrow y + c$

$y \leftarrow y/L$

// compute the approximate KDE

return y

the subroutine repeats $\log R$ times, where R is the solution. Hence, we incur a logarithmic factor in the running time.

It follows from *Hoeffding's inequality*, where we define ϵ as $\epsilon' \mathbb{E}[\hat{Y}]$,

$$\begin{aligned}
 \mathbb{P}(|\hat{Y} - \mathbb{E}\hat{Y}| > \epsilon' \mathbb{E}[\hat{Y}]) &\leq 2 \exp \left(-\frac{2r^2\epsilon^2}{\sum_{i=1}^r (b_i - a_i)^2} \right) \\
 &\leq 2 \exp \left(-\frac{2\epsilon'^2 \mathbb{E}[\hat{Y}]^2 r^2}{\sum_{i=1}^r (2\epsilon' X_i)^2} \right) \text{ (using } \epsilon = \epsilon' \mathbb{E}[\hat{Y}]) \\
 &\leq 2 \exp \left(-\frac{2\epsilon'^2 \mathbb{E}[\hat{Y}]^2 r^2}{r(2\epsilon' \max\{X_i\})^2} \right) \\
 &\leq 2 \exp \left(-\frac{r \mathbb{E}[Y_i]^2}{2 \max\{X_i\}^2} \right) \text{ (using } \mathbb{E}[\hat{Y}] = \mathbb{E}[Y_i])
 \end{aligned}$$

To bound this probability by δ , we need :

$$\begin{aligned}
2 \exp\left(-\frac{r\mathbb{E}[Y_i]^2}{2\max\{X_i\}^2}\right) &\leq \delta \\
\implies r &\geq \frac{2\max\{X_i\}^2}{\mathbb{E}[Y_i]^2} \log\left(\frac{2}{\delta}\right) \\
\implies r &\geq \frac{2\max\{X_i\}^2}{(1+\epsilon')^2 K^2} \log\left(\frac{2}{\delta}\right) \text{ (using Lemma 4.1)}
\end{aligned}$$

Thus $|\hat{Y} - \mathbb{E}\hat{Y}| \leq \epsilon' \mathbb{E}[\hat{Y}]$ holds with probability $1 - \delta$ if r satisfies the aforesaid bound. \square

Now we will show that \hat{Y} gives a multiplicative approximation of the KDE with probability $1 - \delta$.

Lemma 4.3. *The estimator \hat{Y} gives a $(1 + \epsilon)$ approximation of the Kernel density with probability $1 - \delta$.*

Proof. Let the KDE be given by \mathbf{K} . The estimator from the SW-AKDE algorithm is \hat{Y} . Then,

$$\begin{aligned}
|\hat{Y} - \mathbf{K}| &\leq |\hat{Y} - \mathbb{E}\hat{Y}| + |\mathbb{E}\hat{Y} - \mathbf{K}| \quad (\text{using triangle inequality}) \\
&\leq \epsilon' \mathbb{E}\hat{Y} + \epsilon' \mathbf{K} \quad (\text{using lemma 4.2 and penultimate inequality of equation 3}) \\
&\leq \epsilon' (1 + \epsilon') \mathbf{K} + \epsilon' \mathbf{K} \quad (\text{using last inequality of equation 3}) \\
&\leq (2\epsilon' + \epsilon'^2) \mathbf{K} \\
&= \epsilon \mathbf{K} \quad (\text{substituting } \epsilon = 2\epsilon' + \epsilon'^2) \\
\implies |\hat{Y} - \mathbf{K}| &\leq \epsilon \mathbf{K}
\end{aligned}$$

Note that the bound from Lemma 4.2 holds with probability $1 - \delta$. Hence, this result holds with probability $1 - \delta$. \square

Algorithm 3: Find optimal r for AKDE sketch

Input: relative error of EH ϵ' , δ , Data set \mathcal{D} , LSH family \mathcal{H} of range W , parameters p

Output: Optimal number of rows r

```

 $r \leftarrow r_0$  // Initialize  $r$  to some value say 1
for  $i = 1, 2, \dots$  do
     $A \leftarrow \text{Preprocessing}(\mathcal{D}, \mathcal{H}, p = 1, L = r)$  // call the preprocessing routine of
    algorithm 2 by using counters instead of EH in the sketch update step
    if  $r > \frac{2\max\{X_i\}^2}{(1+\epsilon')^2 K^2} \log\left(\frac{2}{\delta}\right)$  then // check stopping condition
        break
    else
         $r \leftarrow 2r$  // Double the value of  $r$ 
return  $r$ 

```

Let us compute the space requirement of the sketch proposed for our algorithm.

Lemma 4.4. *The proposed SW-AKDE has space complexity $O\left(RW \cdot \frac{1}{\sqrt{1+\epsilon}-1} \log^2 N\right)$ where R is the number of rows, W is the range of the hash function, ϵ is the relative error for KDE, N is the window size.*

Proof. The number of cells in SW-AKDE sketch is RW . Each cell is represented by an EH of space complexity $O(\frac{1}{\epsilon'} \log^2 N)$ where ϵ' is the relative error of the EH. The relative error for KDE ϵ is related to ϵ' as (using lemma 4.3):

$$\epsilon = 2\epsilon' + \epsilon'^2 \implies \epsilon' = \sqrt{1 + \epsilon} - 1$$

Hence, the total space requirement for SW-AKDE is:

$$RW \cdot O\left(\frac{1}{\epsilon'} \log^2 N\right) = RW \cdot O\left(\frac{1}{\sqrt{1+\epsilon}-1} \log^2 N\right) = O\left(RW \frac{1}{\sqrt{1+\epsilon}-1} \log^2 N\right)$$

□

Using the above lemmas, we can state the main theorem as follows

Theorem 4.1. *Suppose we are given an LSH function with range W . Then the proposed SW-AKDE sketch with*

$$R = O\left(\frac{2 \max\{X_i\}^2}{(1+\epsilon)K^2} \log\left(\frac{2}{\delta}\right)\right)$$

independent repetitions of the hash function provides a $1 \pm \epsilon$ multiplicative approximation to K (which is the KDE) with probability $1 - \delta$, using space $O\left(RW \cdot \frac{1}{\sqrt{1+\epsilon}-1} \log^2 N\right)$ where N is the window size.

4.3 Extension to batch queries

We can extend the result of Theorem 4.1 to the batch queries setting. We define the dynamic streaming dataset where a batch of data points at a new timestamp t is denoted by $\mathbb{X}^{(t)} = \{\mathbf{x}_i^{(t)} \in \mathbb{R}\}_{i=1}^{n_t}$. Let the batch size (n_t) be a constant, say R . For the sliding window setting, we will consider the last N batches for the KDE estimation, instead of N data points.

Our algorithm can be extended for this setting accordingly. We have to modify only the update step in the EH. The EH has to estimate the number of elements in the last N batches which hash to $h_i(q)$. The maximum increment for an EH in a cell at a given time step is R . This will happen when all the elements in the current batch of size R hash to the same LSH bucket. [DGIM02] show that the EH algorithm can be generalized for this problem using at most $(k/2 + 1)(\log(\frac{2NR}{k} + 1) + 1)$ buckets, where $k = \lceil \epsilon \rceil$. The memory requirement for each bucket is $\log N + \log(\log N + \log R)$ bits. Hence, we get the following corollary from Theorem 4.1.

Corollary 4.2. *Suppose we are given an LSH function with range W . The data comes in batches of size R at every time step. Then the proposed SW-AKDE sketch with*

$$r = O\left(\frac{2 \max\{X_i\}^2}{(1+\epsilon)K^2} \log\left(\frac{2}{\delta}\right)\right)$$

independent repetitions of the hash function provides a $1 \pm \epsilon$ multiplicative approximation to K (which is the KDE) with probability $1 - \delta$, using space $O\left(rW \cdot \frac{1}{\sqrt{1+\epsilon}-1} (\log(2NR\sqrt{1+\epsilon})(\log N + \log(\log N + \log R)))\right)$ where N is the window size.

5 Experiments

We now present the empirical evaluation of our proposed sketching algorithms to validate their theoretical guarantees and to assess their practical performance across standard benchmark datasets³.

³Our codes are available in <https://github.com/VedTheKnight/Streaming-ANN-and-Sliding-Window-KDE.git>

5.1 Experiments for ANN

We evaluate the efficacy of our streaming ANN approach on standard benchmarks, focusing on the trade-offs between sampling aggressiveness (parameter η) and the approximate recall/accuracy of (c, r) -ANN queries. We also investigate the interplay between ϵ and η , demonstrating that for sufficiently large ϵ , sub-linear sketch sizes are attainable with $\eta > \rho$. Finally, we assess the query time performance of our scheme in comparison to the baseline to understand its computational efficiency.

Datasets. Experiments were conducted on two standard ANN benchmarks [ABF20]: `sift1m` [JDS11] (1M vectors, 128-dimensions) and `fashion-mnist` [XRV17] (60,000 images, 784-dimensions), and a synthetic dataset⁴: `syn-32` (100,000 points, 32-dimensions).

Implementation. All data structures were implemented in Python, assuming `float32` vectors. Compression is measured relative to $N \times d \times 4/1024^2$ MB. No additional memory optimizations were applied. We used the p -stable scheme described in [DIIM04] for hashing.

Baseline. We compare against Johnson-Lindenstrauss (JL) projection [JL⁺84], the only known strict one-pass solution for (c, r) -ANN.

Experimental Setup. We performed three experiments to verify the effectiveness of our scheme:

1. **Comparison with JL:** We compared our method and the JL baseline by sweeping over $\epsilon = 0.5$ to 1 and adjusting compression rates via k (JL) and η (ours). Each run stored 50,000 points and issued 5,000 queries with $r = 0.5$. Metrics included approximate recall@50, (c, r) -ANN accuracy, and memory usage.
2. **Sketch Size Scaling:** Using the `sift1m` dataset, we fixed $\epsilon = 0.5$ and varied η (0.2 to 0.8) and dataset size N (1,000 to 160,000), measuring sketch size.
3. **Query Time Analysis:** We evaluated the query-time performance of both JL and our S-ANN scheme by fixing $\epsilon = 0.5$ and storing 10,000 points with 100 query points. For JL, we varied the projection dimension k , while for S-ANN, we varied the sampling parameter η . For each configuration, we measured the average recall and query throughput (queries per second).

Discussion. The median difference plots⁵ in Figure 6a and Figure 6b show that S-ANN outperforms JL on both metrics beyond certain values of ϵ . We show a more detailed comparison of approximate recall/accuracy vs compression rate for both datasets in Figure 7. Figure 5 shows us that for a fixed choice of ϵ , we can obtain sub-linear sketches for $\eta \geq 0.5$. Putting these experiments together, we can see that it is possible to attain sublinear sketches for Problem 1.1 for an appropriate choice of ϵ with good performance.

Figure 8 compares recall and query throughput for the JL baseline (left column) and our S-ANN scheme (right column) across three datasets (rows). For a fixed workload, the figure shows that increasing JL’s projection dimension k , steadily improves recall but offers little to no throughput benefit. Similarly for S-ANN, lowering the sampling rate η improves recall but doesn’t convincingly benefit the query throughput, just as one would expect. However the throughput for our scheme is significantly superior to that for the baseline for all datasets over all choice of parameters for this fixed workload.

⁴A synthetic dataset generated by sampling points, uniformly randomly from a Poisson point process (PPP).

⁵Median difference is the median value of the difference in the respective metric (approximate recall/accuracy) as we vary compression rates. So a positive median difference corresponds to our scheme consistently out-performing the baseline.

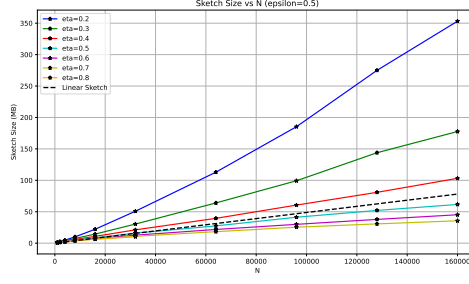
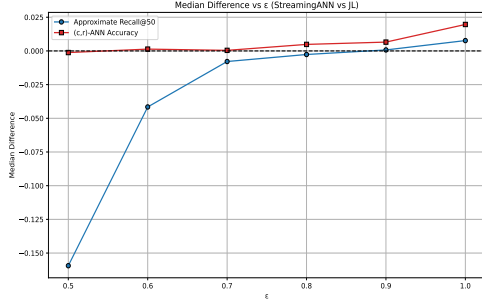
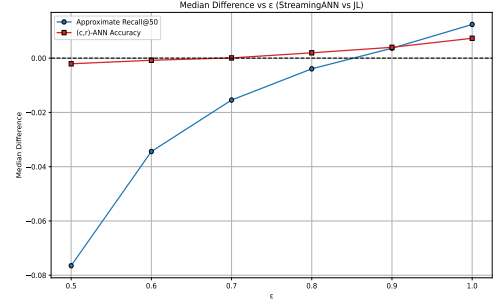


Figure 5: Memory requirements scale with stream size N for fixed $\epsilon = 0.5$ for the `sift1m` dataset.

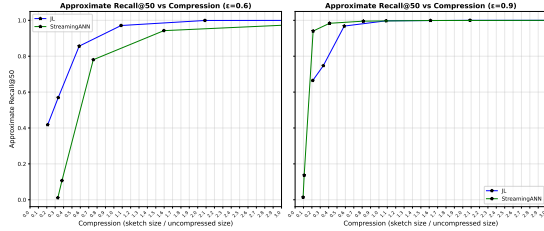


(a)

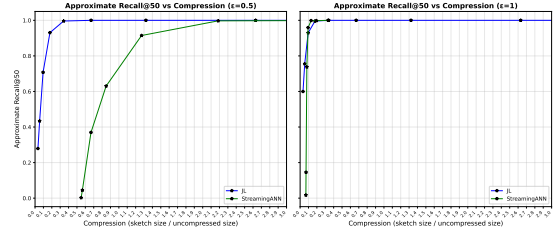


(b)

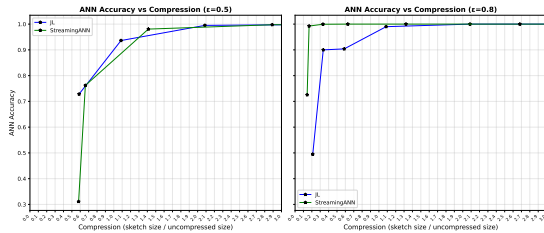
Figure 6: Median differences in Approximate Recall and (c, r) -ANN Accuracy over varying ϵ for `sift1m` (left) and `fashion-mnist` (right).



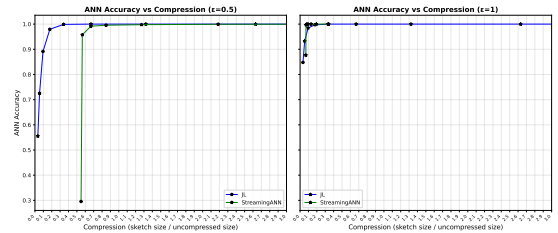
(a)



(b)



(c)



(d)

Figure 7: Effect of ϵ on retrieval performance: Left column shows results on `sift1m`, Right column shows results on `fashion-mnist`. (a) and (b) show Recall vs. Compression Rate for two values of ϵ , and (c) and (d) show (c, r) -ANN Accuracy vs. Compression Rate for the same settings.

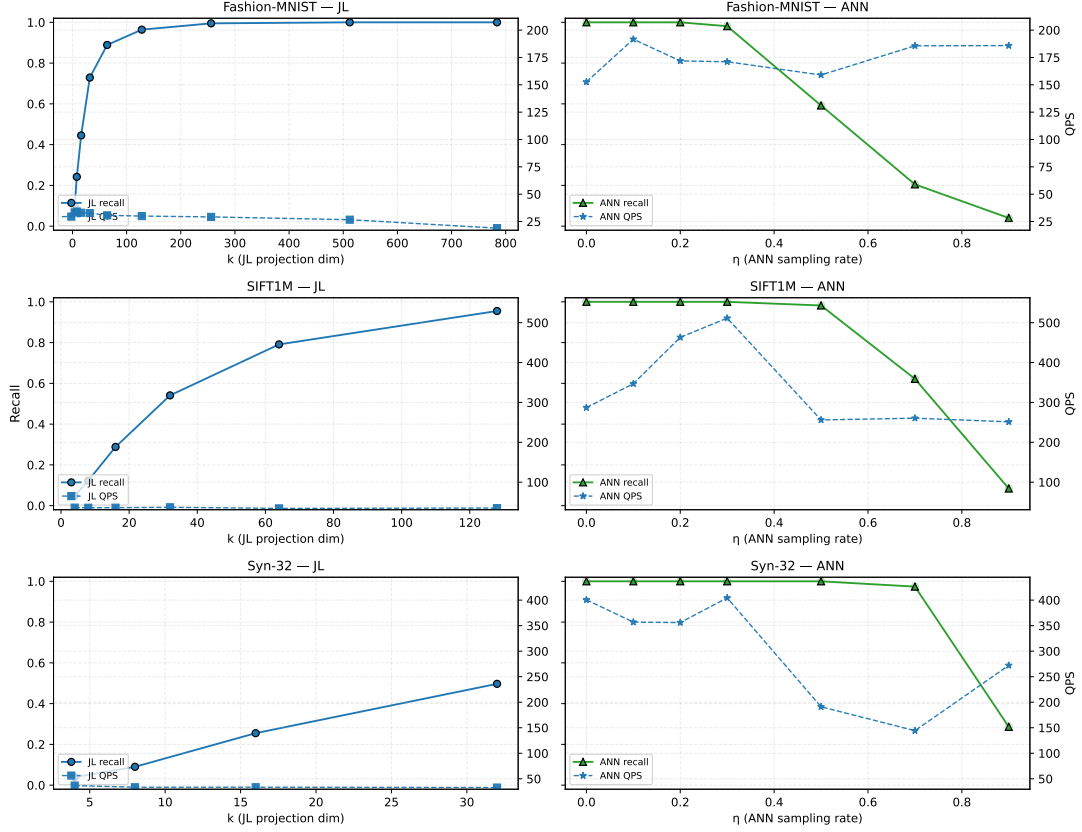


Figure 8: Query throughput (QPS) and Recall variation for both JL (left) and S-ANN (right) across datasets. Each row corresponds to a dataset (fashion-mnist, sift1m, and syn-32), showing Recall (solid) and Queries-per-Second (dashed, right axis) as parameters k and η vary.

5.2 Experiments for A-KDE

We investigate the impact of various parameters, including sketch size and sliding window size, on the accuracy of our algorithm for different datasets. We also compare SW-AKDE with RACE[CS20].

Datasets. We conduct experiments on both synthetic and real-world datasets. For the synthetic dataset, we generate 10,000 200-dimensional vectors sampled from 10 different multivariate gaussian distributions. For every 1000 datapoints, we use a specific gaussian distribution. We generate this data set 50 times at random and conduct *Monte Carlo* simulations to study the performance of our algorithm. The real-world datasets used are: (a) News Headlines [Kul17] — It consists of news headlines published over eighteen years by a reputable news agency. We select approximately 80,000 headlines and convert them into 384-dimensional text embeddings using the sentence transformer **all-MiniLM-L6-v2**⁶. (b) ROSIS Hyperspectral Data [SSH19] — It contains hyperspectral images captured by the *ROSIS* sensor. Each image pixel is treated as a high-dimensional data vector (of dimension 103 in this case) corresponding to a frequency spectrum. We use around 42,000 data.

Implementation. SW-AKDE is implemented using two different LSH kernels: (a) Angular LSH, and (b) p -stable Euclidean LSH. To bound the range of the p -stable LSH functions, we employ rehashing. We have used Python to implement all the algorithms. The bandwidth parameter, denoted by p in Algorithm 2, was set to 1 for all experiments. All results reported here correspond to the single-query setting. For the SW-AKDE, the relative error of the EH was taken as 0.1. Hence, the upper bound on the theoretical relative error for the A-KDE estimate is 0.21 (follows from Lemma 4.3). It is observed

⁶Kaggle link

that the experimental errors are much less than this theoretical value, even for a small number of rows of the sketch.

Baseline. We have used the RACE algorithm proposed in [CS20] for comparison. This algorithm works for general streaming settings, whereas our algorithm works in a sliding window model.

Experimental Setup. We have performed the following experiments to show the effect of various parameters on the performance of our algorithm.

1. **Sketch Size vs. Error:** We show the variation of the log of the mean relative error with sketch size(Fig. 9). We fixed the EH relative error as $\epsilon = 0.1$ and the window size as 450. We ran the experiment for 10,000 streaming data and measured the mean error on 1000 query data. We did separate experiments on both real-world and synthetic datasets using Euclidean hash and angular hash. We varied the row size exponentially as: 100, 200, 400, 800, 1600, 3200.
2. **Window Size Effect:** We demonstrate the effect of varying the sliding window size on the mean relative error for the real-world datasets(Fig. 10). We have taken the window size as: 64, 128, 256, 512, 1024, 2048. For each window size, we have plotted the log of the mean relative error against the number of rows. The row sizes were varied similarly to those of Experiment 1.
3. **Comparison with RACE:** We compared SW-AKDE algorithm using angular hash and a window size of 260 with RACE (Fig. 11) for both the real-world and synthetic datasets. We have plotted the log of the mean relative error against the row size, where row size has been taken similarly to Experiment 1.

Discussion: For SW-AKDE, the mean error reduces with an increase in sketch size for Euclidean kernels(Fig. 9a). In case of angular hash, the mean error decreases in general for text data but is erratic for image data(Fig. 9b). For synthetic data, both kernels show a regular decrease with increasing sketch size(Figs. 9d, 9c). It is observed that higher window sizes minimize error for text data(Fig. 10a) while for image data the mean relative error is minimized for window size=256(Fig. 10b). When compared to RACE, our algorithm gives similar performance(Fig. 11) for both real-world and synthetic datasets. These results validate our theoretical guarantees and demonstrate practical effectiveness across tasks.

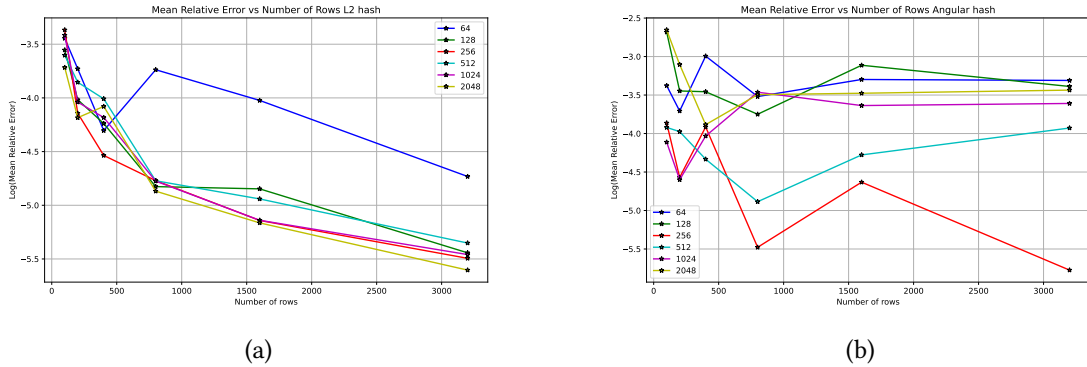
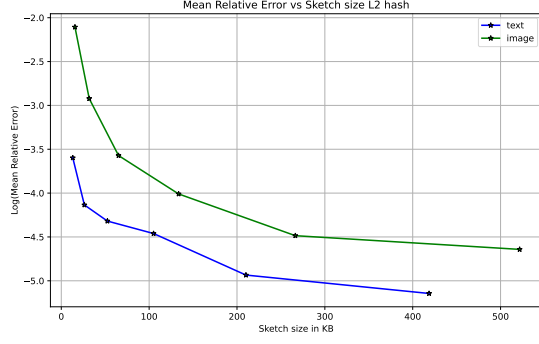
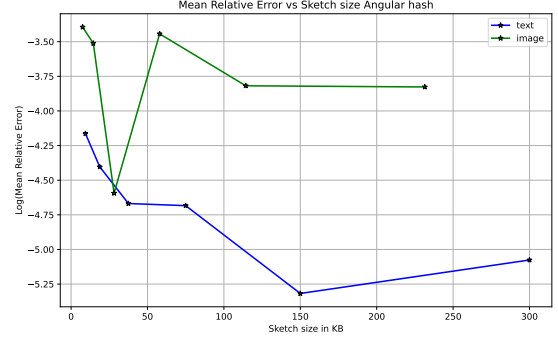


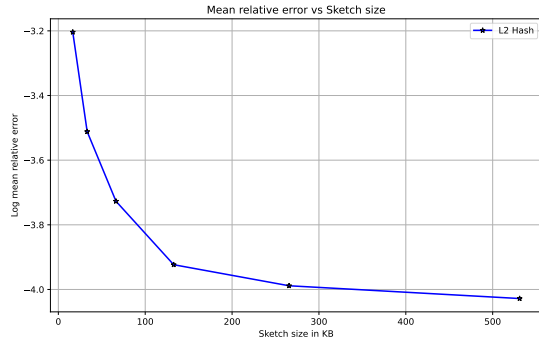
Figure 10: Effect of the window size on mean relative error for SW-AKDE with (a) Euclidean hash on news headlines data (b) angular hash on ROSIS image data.



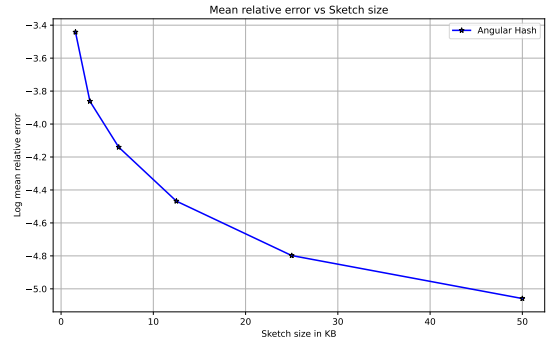
(a)



(b)

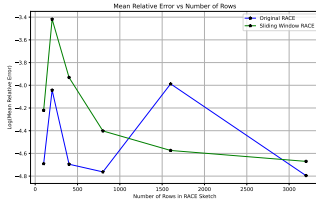


(c)

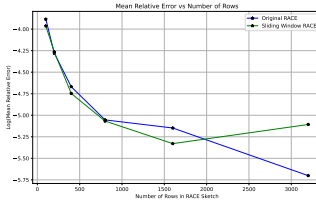


(d)

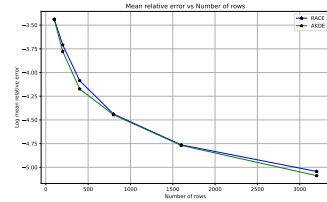
Figure 9: Effect of sketch size on KDE estimates (a) Real-world data with p -stable hash (b) Real-world data with Angular hash (c) Synthetic data with p -stable hash (d) Synthetic data with Angular hash



(a)



(b)



(c)

Figure 11: Comparison between RACE structure with Angular Hash and SW-AKDE with Angular Hash (a) ROSIS Hyperspectral data (b) News headlines (c) Synthetic data

6 Conclusion

We presented new sketching algorithms for two fundamental streaming problems: Approximate Nearest Neighbor (ANN) search and Approximate Kernel Density Estimation (A-KDE). For ANN, we showed that under Poisson-distributed inputs, storing only a sublinear fraction of the stream suffices to preserve (c, r) -ANN guarantees, yielding simple, turnstile-robust sketches that support both single and batch queries and outperform the Johnson–Lindenstrauss baseline in accuracy and throughput. For A-KDE, we delicately integrated RACE with EH to design the first sketch that works in the general sliding-window model, providing provable error guarantees and empirical performance comparable to RACE while

efficiently handling data expiration.

Several open directions arise from this work. For ANN, it would be valuable to understand how the guarantees extend beyond the Poisson model to other distributional settings, and to characterize finer trade-offs between space, time, and approximation quality. Another promising direction is to explore data-aware variants of LSH [AR15b, ANN⁺18] that adapt sketch parameters to the underlying distribution. For A-KDE, our experiments (Fig. 10) show that the sliding-window size significantly influences performance, raising the natural question of how to select this parameter optimally—potentially as a function of the relative error of the EH [DGIM02], the sketch width, or the observed data dynamics. Developing adaptive mechanisms for adjusting the window size based on the evolving data distribution remains an intriguing direction for future work.

7 Acknowledgment

The third author acknowledges David Woodruff for helpful pointers and comments regarding streaming models.

References

- [ABF20] M. Aumüller, E. Bernhardsson, and A. Faithfull. Ann-benchmarks: A benchmarking tool for approximate nearest neighbor algorithms. *Information Systems*, 87:101374, 2020. DOI: [10.1016/J.IS.2019.02.006](https://doi.org/10.1016/J.IS.2019.02.006).
[Cited on page 20.]
- [Ahl17] T. D. Ahle. Optimal las vegas locality sensitive data structures. In *2017 IEEE 58th Annual Symposium on Foundations of Computer Science (FOCS)*, pages 938–949. IEEE, 2017. DOI: [10.1109/FOCS.2017.91](https://doi.org/10.1109/FOCS.2017.91).
[Cited on page 3.]
- [AI08] A. Andoni and P. Indyk. Near-optimal hashing algorithms for approximate nearest neighbor in high dimensions. *Communications of the ACM*, 51(1):117–122, 2008. DOI: [10.1145/1327452.1327494](https://doi.org/10.1145/1327452.1327494).
[Cited on page 3.]
- [AINR14] A. Andoni, P. Indyk, H. L. Nguyen, and I. Razenshteyn. Beyond locality-sensitive hashing. In *Proceedings of the twenty-fifth annual ACM-SIAM symposium on Discrete algorithms*, pages 1018–1028. SIAM, 2014. DOI: [10.1137/1.9781611973402.76](https://doi.org/10.1137/1.9781611973402.76).
[Cited on page 3.]
- [ALRW17] A. Andoni, T. Laarhoven, I. Razenshteyn, and E. Waingarten. Optimal hashing-based time-space trade-offs for approximate near neighbors. In *Proceedings of the twenty-eighth annual ACM-SIAM symposium on discrete algorithms*, pages 47–66. SIAM, 2017. DOI: [10.1137/1.9781611974782.4](https://doi.org/10.1137/1.9781611974782.4).
[Cited on pages 3 and 4.]
- [AMS96] N. Alon, Y. Matias, and M. Szegedy. The space complexity of approximating the frequency moments. In *Proceedings of the twenty-eighth annual ACM symposium on Theory of computing*, pages 20–29, 1996. DOI: [10.1145/237814.237823](https://doi.org/10.1145/237814.237823).
[Cited on pages 3 and 4.]
- [ANN⁺18] A. Andoni, A. Naor, A. Nikolov, I. P. Razenshteyn, and E. Waingarten. Data-dependent hashing via nonlinear spectral gaps. In *Proceedings of the 50th Annual ACM SIGACT Symposium on*

- Theory of Computing, STOC 2018*, pages 787–800. ACM, 2018. DOI: [10.1145/3188745.3188846](https://doi.org/10.1145/3188745.3188846).
[Cited on page 25.]
- [AR15a] A. Andoni and I. Razenshteyn. Optimal data-dependent hashing for approximate near neighbors. In *Proceedings of the forty-seventh annual ACM symposium on Theory of computing*, pages 793–801, 2015. DOI: [10.1145/2746539.2746553](https://doi.org/10.1145/2746539.2746553).
[Cited on page 3.]
- [AR15b] A. Andoni and I. P. Razenshteyn. Optimal data-dependent hashing for approximate near neighbors. In *Proceedings of the Forty-Seventh Annual ACM on Symposium on Theory of Computing, STOC 2015*, pages 793–801. ACM, 2015. DOI: [10.1145/2746539.2746553](https://doi.org/10.1145/2746539.2746553).
[Cited on page 25.]
- [CBS20] B. Coleman, R. G. Baraniuk, and A. Shrivastava. Sub-linear memory sketches for near neighbor search on streaming data. In *Proceedings of the 37th International Conference on Machine Learning, ICMML 2020, 13-18 July 2020, Virtual Event*, pages 2089–2099. PMLR, 2020. URL: <https://proceedings.mlr.press/v119/coleman20a.html>.
[Cited on pages 5 and 8.]
- [Cha02] M. S. Charikar. Similarity estimation techniques from rounding algorithms. In *Proceedings of the thirty-fourth annual ACM symposium on Theory of computing*, pages 380–388, 2002. DOI: [10.1145/509907.509965](https://doi.org/10.1145/509907.509965).
[Cited on page 7.]
- [CM05] G. Cormode and S. Muthukrishnan. An improved data stream summary: the count-min sketch and its applications. *Journal of Algorithms*, 55(1):58–75, 2005. DOI: [10.1016/j.jalgor.2003.12.001](https://doi.org/10.1016/j.jalgor.2003.12.001).
[Cited on pages 3 and 4.]
- [CS20] B. Coleman and A. Shrivastava. Sub-linear race sketches for approximate kernel density estimation on streaming data. In *Proceedings of The Web Conference 2020*, pages 1739–1749, 2020. DOI: [10.1145/3366423.3380244](https://doi.org/10.1145/3366423.3380244).
[Cited on pages 3, 4, 6, 7, 15, 22, and 23.]
- [DGIM02] M. Datar, A. Gionis, P. Indyk, and R. Motwani. Maintaining stream statistics over sliding windows. *SIAM journal on computing*, 31(6):1794–1813, 2002. DOI: [10.1137/S0097539701398363](https://doi.org/10.1137/S0097539701398363).
[Cited on pages 4, 6, 8, 15, 19, and 25.]
- [DIIM04] M. Datar, N. Immorlica, P. Indyk, and V. S. Mirrokni. Locality-sensitive hashing scheme based on p-stable distributions. In *Proceedings of the twentieth annual symposium on Computational geometry*, pages 253–262, 2004. DOI: [10.1145/997817.997857](https://doi.org/10.1145/997817.997857).
[Cited on pages 7 and 20.]
- [DLP11] R. A. Davis, K.-S. Lii, and D. N. Politis. Remarks on some nonparametric estimates of a density function. In *Selected Works of Murray Rosenblatt*, pages 95–100. Springer, 2011. DOI: [10.1007/978-1-4419-8339-813](https://doi.org/10.1007/978-1-4419-8339-813).
[Cited on page 3.]
- [GIM⁺99] A. Gionis, P. Indyk, R. Motwani, et al. Similarity search in high dimensions via hashing. In *Proceedings of the 25th International Conference on Very Large Data Bases (VLDB)*, volume 99, pages 518–529, 1999. URL: <https://dl.acm.org/doi/10.5555/645925.671516>.
[Cited on page 3.]

- [HPIM12] S. Har-Peled, P. Indyk, and R. Motwani. Approximate nearest neighbor: Towards removing the curse of dimensionality. *Theory Comput.*, 2012. DOI: [10.4086/TOC.2012.V008A014](#).
[Cited on pages 3, 4, and 7.]
- [IM98] P. Indyk and R. Motwani. Approximate nearest neighbors: towards removing the curse of dimensionality. In *Proceedings of the thirtieth annual ACM symposium on Theory of computing*, pages 604–613, 1998. DOI: [10.1145/276698.276876](#).
[Cited on pages 3, 4, 5, and 8.]
- [JDS11] H. Jégou, M. Douze, and C. Schmid. Product quantization for nearest neighbor search. *IEEE Transactions on Pattern Analysis and Machine Intelligence*, 33(1):117–128, 2011. DOI: [10.1109/TPAMI.2010.57](#).
[Cited on pages 3 and 20.]
- [JL⁺84] W. B. Johnson, J. Lindenstrauss, et al. Extensions of lipschitz mappings into a hilbert space. *Contemporary mathematics*, 26(189-206):1, 1984. DOI: [10.1090/conm/026/737400](#).
[Cited on page 20.]
- [Kul17] R. Kulkarni. A million news headlines, 2017. URL: <https://www.kaggle.com/datasets/therohk/million-headlines>.
[Cited on page 22.]
- [LS18] C. Luo and A. Shrivastava. Arrays of (locality-sensitive) count estimators (ace) anomaly detection on the edge. In *Proceedings of the 2018 World Wide Web Conference*, pages 1439–1448, 2018. DOI: [10.1145/3178876.3186056](#).
[Cited on pages 7 and 8.]
- [Mut05] S. Muthukrishnan. Data streams: Algorithms and applications. *Foundations and Trends in Theoretical Computer Science*, 1(2):117–236, 2005. DOI: [10.1561/0400000002](#).
[Cited on page 3.]
- [MW17] W. Mou and L. Wang. A refined analysis of lsh for well-dispersed data points. In *2017 Proceedings of the Fourteenth Workshop on Analytic Algorithmics and Combinatorics (ANALCO)*, pages 174–182. SIAM, 2017. DOI: [10.1137/1.9781611974775.18](#).
[Cited on page 5.]
- [Pan06] R. Panigrahy. Entropy based nearest neighbor search in high dimensions. In *Proceedings of the Seventeenth Annual ACM-SIAM Symposium on Discrete Algorithms, SODA 2006, Miami, Florida, USA, January 22-26, 2006*, pages 1186–1195. ACM Press, 2006. URL: <http://dl.acm.org/citation.cfm?id=1109557.1109688>.
[Cited on page 3.]
- [Par62] E. Parzen. On estimation of a probability density function and mode. *The annals of mathematical statistics*, 33(3):1065–1076, 1962. DOI: [10.1214/aoms/1177704472](#).
[Cited on page 3.]
- [QWZ16] A. Qahtan, S. Wang, and X. Zhang. Kde-track: An efficient dynamic density estimator for data streams. *IEEE Transactions on Knowledge and Data Engineering*, 29(3):642–655, 2016. DOI: [10.1109/TKDE.2016.2626441](#).
[Cited on pages 3 and 4.]
- [Sco15] D. W. Scott. *Multivariate density estimation: theory, practice, and visualization*. John Wiley & Sons, 2015. DOI: [10.1002/9781118575574](#).
[Cited on page 3.]

- [Sil18] B. W. Silverman. *Density estimation for statistics and data analysis*. Routledge, 2018. DOI: [10.1201/9781315140919](https://doi.org/10.1201/9781315140919).
[Cited on page 3.]
- [SSH19] V. Sowmya, K. P. Soman, and M. Hassaballah. *Hyperspectral Image: Fundamentals and Advances*, pages 401–424. Springer International Publishing, Cham, 2019. DOI: [10.1007/978-3-030-03000-1_16](https://doi.org/10.1007/978-3-030-03000-1_16).
[Cited on page 22.]
- [WDS23] Y. Wang, Y. Ding, and S. Shahrampour. Takde: temporal adaptive kernel density estimator for real-time dynamic density estimation. *IEEE Transactions on Pattern Analysis and Machine Intelligence*, 45(11):13831–13843, 2023. DOI: [10.1109/TPAMI.2023.3297950](https://doi.org/10.1109/TPAMI.2023.3297950).
[Cited on pages 3 and 4.]
- [XRV17] H. Xiao, K. Rasul, and R. Vollgraf. Fashion-mnist: a novel image dataset for benchmarking machine learning algorithms. *arXiv preprint arXiv:1708.07747*, 2017. URL: <https://arxiv.org/abs/1708.07747>.
[Cited on page 20.]