

PREFINE: Personalized Story Generation via Simulated User Critics and User-Specific Rubric Generation

Kentaro Ueda¹, Takehiro Takayanagi²

¹Nara Institute of Science and Technology

²The University of Tokyo

ueda.kentaro.ug2@is.naist.jp, takayanagi-takehiro590@g.ecc.u-tokyo.ac.jp

Abstract

While recent advances in Large Language Models (LLMs) have improved the quality of creative text generation, significant challenges remain in producing personalized stories that reflect individual user preferences. Conventional approaches rely on explicit feedback or fine-tuning, which presents practical issues regarding user burden, data collection, computational costs, and privacy. In this work, we propose PREFINE (Persona-and-Rubric Guided Critique-and-Refine), a novel framework that extends the Critique-and-Refine paradigm to personalization. PREFINE constructs a pseudo-user agent from a user’s interaction history and generates user-specific rubrics (evaluation criteria). By having this agent critique and refine outputs on the user’s behalf based on these tailored rubrics, our method achieves personalized generation without requiring parameter updates or direct user feedback.

We conducted a comprehensive evaluation on the PerDOC and PerMPST story datasets. We designed three baseline methods and several model variants to verify the contribution of each component of our framework. In automatic evaluations (LLM-as-a-Judge), PREFINE achieved higher win rates and statistically significant scores than the baselines, without compromising general story quality. Analysis of the model variants confirmed that both the pseudo-user agent and the user-specific rubrics are crucial for enhancing personalization performance. Beyond story generation, our approach holds potential for enabling efficient personalization in broader applications, such as dialogue systems, education, and recommendation.

1 Introduction

Recent advances in Large Language Models (LLMs) have significantly improved performance on creative text generation tasks, such as storytelling and plot synthesis (Zhu et al. 2023a; Yang et al. 2022). However, most LLMs are primarily optimized for general-purpose output quality, and challenges remain in generating personalized stories that reflect individual user preferences (Wang et al. 2024). These preferences—such as favored character traits, avoided themes, and expected narrative developments—are diverse and idiosyncratic. Addressing them effectively requires a generative process that adapts to each user.

Copyright © 2026, Association for the Advancement of Artificial Intelligence (www.aaai.org). All rights reserved.

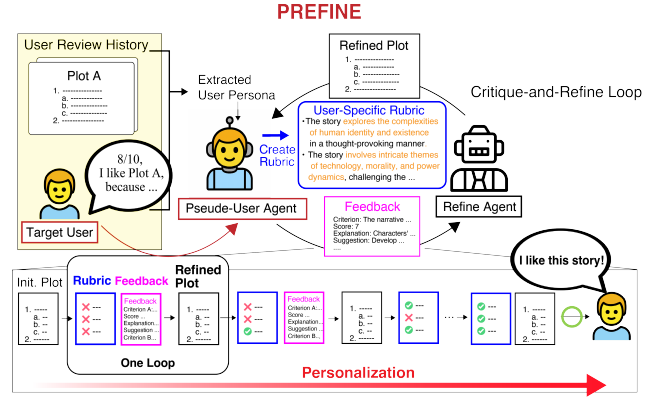


Figure 1: Overview of PREFINE. PREFINE extends the Critique-and-Refine framework by introducing a pseudo-user agent and a user-specific rubric. This enables the generation of personalized stories for the target user without relying on user feedback or additional model fine-tuning.

Conventional approaches to personalization typically rely on explicit user feedback or fine-tuning the model (Tan et al. 2024). While these methods achieve a certain degree of personalization, they present significant practical challenges, including user burden, high training costs, difficulty in collecting sufficient user data, and privacy concerns.

Recently, Critique-and-Refine (C&R) frameworks, including Self-Refine (Madaan et al. 2023a) and CRITIC (Gou et al. 2024), have garnered attention for improving output quality without relying on human feedback or model re-training. In these approaches, LLMs critique and refine their outputs based on predefined evaluation criteria (rubrics), thereby enhancing quality. However, existing C&R methods are designed for general improvements and have not been applied to personalized generation that reflects subjective user preferences (Pan et al. 2024).

To bridge this critical gap, we propose PREFINE (Persona-and-Rubric Guided Critique-and-Refine), a novel C&R-based framework extended for personalization. PREFINE enables personalized generation without parameter updates or continuous user feedback. The core contributions of PREFINE are twofold:

First, we introduce a pseudo-user agent. Prior research

has shown that LLMs can effectively mimic user preferences and styles (Chen et al. 2024; Jiang et al. 2024; Park et al. 2024). Building on this, PREFINE constructs a pseudo-user agent that acts on behalf of the user, enabling the C&R process to adapt to individual preferences without requiring model retraining or iterative user feedback.

Second, we propose a dynamic user-specific rubric generation mechanism. Traditional C&R methods rely on fixed rubrics uniformly defined by task designers, which often diverge from users’ ideal outputs. In contrast, PREFINE generates rubrics that reflect individual user preferences based on their interaction history, enabling more accurate critique and refinement.

This design allows the C&R framework to move beyond general quality improvements and toward a truly user-centered process for personalized generation.

We evaluate the effectiveness of PREFINE using two story generation datasets, PerDOC (Zhu et al. 2023b) and PerMPST (Kar et al. 2018), which include user interaction histories. As baselines, we use the following three methods: (1) Zero-Persona (ZP), which generates stories without incorporating any user information; (2) Prompt-Persona (PP), which directly inserts user preference information into the prompt; and (3) Self-Refine, which performs a critique-and-refine loop based on a fixed rubric concerning story quality. In addition, to analyze the contribution of each of our proposed components, we design several variant models. These include, for instance, a variant that replaces the pseudo-user agent with a simpler persona, and another that performs refinement without relying on an explicit rubric.

The evaluation was conducted using both automatic and human assessments. For automatic evaluation, we adopted the LLM-as-a-Judge framework, using the user-preference-aware model PerSE (Wang et al. 2024) and GPT-4o. Experimental results show that, in PerDOC, PREFINE achieved higher win rates than all baselines, including its own variants, in most cases. In addition, in PerMPST, PREFINE achieved statistically significantly higher scores than the three baselines. Furthermore, the analysis of model variants demonstrated the effectiveness of incorporating advanced personas and user-specific rubrics.

The contributions of this study are summarized as follows:

- We propose **PREFINE**, a novel Critique-and-Refine framework for personalized story generation, which constructs a pseudo-user agent from user history and leverages user-specific rubrics.
- Our evaluations confirm PREFINE achieves superior personalization over baselines, while maintaining a story quality comparable to specialized enhancement methods.

Although the design principles proposed in this work were validated in the context of personalized story generation, we believe they are broadly applicable to other domains that require personalized systems, such as dialogue systems, education, and recommendation.

2 Related Work

2.1 Personalized Text Generation

Recent advances in LLMs have shifted the focus from generating high-quality, generic outputs to producing texts that align more closely with individual user preferences (Xu et al. 2025; Mok et al. 2025). Traditional approaches to personalization, such as model fine-tuning (Tan et al. 2024) or reinforcement learning (Balepur et al. 2025), can be effective, but they come with substantial costs. These include the burden of collecting user-specific preference data, the computational overhead of retraining models, and increased risks related to user privacy during deployment. To overcome these challenges, recent work has explored in-context learning as a lightweight and privacy-preserving alternative for effective personalization. By conditioning model behavior directly through prompts that embed user preference information, in-context personalization eliminates the need for model updates while still enabling adaptation to individual users (Deshpande et al. 2023).

2.2 Story Generation

One domain where personalization is particularly valuable is story generation (Peng et al. 2018). In this task, user preferences such as character traits, genre, and narrative development play a central role. However, most prior research has focused on improving general narrative quality rather than adapting to individual tastes (Wang et al. 2024). For instance, existing methods often rely on structured plot schemas (Zhu et al. 2023a) or rewriting modules to enhance coherence and resolve contradictions (Yang et al. 2022).

More recently, Critique-and-Refine (C&R) frameworks have gained attention as a lightweight approach for improving story generation without relying on fine-tuning (Bae and Kim 2024; Madaan et al. 2023a; Gou et al. 2024; Pan et al. 2024; Lin et al. 2024). In a typical C&R workflow, a language model provides feedback on an initial output and iteratively refines it based on that feedback. Despite their success in general text improvement, existing C&R methods largely overlook the challenge of personalization (Pan et al. 2024).

2.3 LLM-based User Modeling and Simulation

Recent work has shown that LLMs are capable of simulating user preferences and linguistic styles through prompting (Chen et al. 2024). For example, LLMs can partially reproduce Big Five personality traits when appropriately prompted (Jiang et al. 2024), and reflect opinion distributions of specific demographic groups when given relevant demographic cues (Santurkar et al. 2023). Park et al. (Park et al. 2024) further demonstrated that LLMs equipped with expert personas (e.g., psychologists, sociologists) can serve as effective agents for interpreting human behavior and generating high-level insights. In the context of personalized story generation, PerSE (Wang et al. 2024) introduces a benchmark and a preference-aware LLM evaluator that measures alignment with user preferences, showing that LLMs prompted with user personas can reliably serve as automatic judges. Building on these findings, this paper investigates

whether pseudo-user agents, constructed using LLMs’ user-simulation capabilities, can serve as critique agents in the C&R framework to improve personalized story generation.

3 Method

Problem Formulation: Formally, personalized story generation for a user u is defined as the task of generating a story s from a given premise c (such as "Architect Mark Jacobs returns to Metro City to dedicate the Onyx Skyscraper, which he designed") such that s aligns as closely as possible with the user’s preference P_u . Since P_u is not directly observable, we predict an estimate \hat{P}_u from the user’s historical interaction data H_u . The format of H_u varies depending on the dataset, consisting of either story-level ratings and comments or pairwise preference annotations between story variants (see Section 4.1 for details). In all cases, we use \hat{P}_u to guide the generation process.

3.1 PREFINE

We propose **PREFINE** (Persona-and-Rubric guided Critique-and-Refine), a framework for personalized story generation without parameter updates or explicit user feedback. As illustrated in Figure 1, PREFINE consists of three core components: (1) a pseudo-user critique agent that imitates user preferences, (2) user-specific rubric generation tailored to individual users, and (3) a Critique-and-Refine loop that improves story outputs accordingly. Details of the prompt configurations are provided in Appendix A. Each component of PREFINE is described in the following.

3.2 Initial Story Generation

Given a premise c (such as "Architect Mark Jacobs returns to Metro City to dedicate the Onyx Skyscraper, which he designed"), we generate an initial story $s^{(0)}$ using a large language model \mathcal{M} . The generation is based on an initial prompt ($\text{prompt}_{\text{init}}$) as follows:

$$s^{(0)} = \mathcal{M}(\text{prompt}_{\text{init}}, c) \quad (1)$$

In our framework, PREFINE begins with this initial output $s^{(0)}$ and iteratively improves its alignment with the target user’s preferences. The initial story is generated without conditioning on user preferences, in order to establish a user-independent baseline and to enable quantitative evaluation of the personalization effects introduced by PREFINE.

3.3 Pseudo-User Agent

The pseudo-user agent¹ \mathcal{M}_u is designed to simulate user u based on their predicted preference \hat{P}_u .

To construct a faithful pseudo-user agent, we prompt an expert agent $\mathcal{M}_{\text{expert}}$ to estimate \hat{P}_u from the user’s interaction history H_u , inspired by prior work simulating domain experts via prompt-based LLMs (Park et al. 2024) (see Appendix A.3 for details). The result is expressed as a natural

¹For notational convenience, we denote by \mathcal{M}_u the model used to simulate user preferences. In practice, \mathcal{M}_u may either share the same model as \mathcal{M} or be instantiated separately.

language Explicit Persona (EP), which serves as a surrogate representation of P_u in downstream components.

Acting as a stand-in for the actual user, \mathcal{M}_u is responsible for generating user-specific rubrics and providing critiques and feedback in accordance with the predicted preferences.

3.4 User-Specific Rubric Generation

In this step, the pseudo-user agent \mathcal{M}_u transforms the user’s preference into a structured rubric that serves as a consistent evaluation standard throughout the refinement cycle. Unlike generic rubrics that focus on surface-level quality metrics such as grammar or coherence, the rubrics generated here are tailored to the preferences of individual users.

Formally, the user-specific rubric R_u is generated as follows:

$$R_u = \mathcal{M}_u(\text{prompt}_{\text{rubric}}, EP) \quad (2)$$

The $\text{prompt}_{\text{rubric}}$ specifies an instruction to generate 3–5 evaluation criteria reflecting the user’s preference.

The resulting rubric guides both evaluation and refinement within the Critique-and-Refine cycle. It provides consistent, user-aligned feedback at each step, and ensures that improvements remain focused on the target user’s preferences and enabling stable and effective personalization.

3.5 Critique-and-Refine Cycle for Personalization

PREFINE employs an iterative Critique-and-Refine cycle to progressively adapt a story to user-specific preferences. In this cycle, a pseudo-user agent provides feedback on the current story, followed by a refinement step that updates the story accordingly.

Critique and Feedback Generation At iteration step t , the pseudo-user agent \mathcal{M}_u generates feedback $F^{(t)}$ for the current story $s^{(t)}$ based on the user-specific rubric R_u :

$$F^{(t)} = \mathcal{M}_u(\text{prompt}_{\text{feedback}}, EP, R_u, s^{(t)}) \quad (3)$$

where $\text{prompt}_{\text{feedback}}$ instructs the model to provide scores, justifications, and concrete revision suggestions aligned with the criteria in R_u . This enables the generation of structured feedback tailored to the user’s preferences.

Story Refinement Given the feedback $F^{(t)}$, the story refinement agent $\mathcal{M}_{\text{refine}}$ generates the revised story $s^{(i+1)}$:

$$s^{(t+1)} = \mathcal{M}_{\text{refine}}(\text{prompt}_{\text{refine}}, s^{(t)}, F^{(t)}) \quad (4)$$

where $\text{prompt}_{\text{refine}}$ guides the model to revise the story based on the provided feedback. The refinement agent is expected to incorporate the suggestions while preserving the narrative coherence and stylistic consistency of the story.

Iteration and Convergence The Critique-and-Refine cycle is repeated up to T times (with $T \leq 7$ in our experiments), and the final output $s^{(T)}$ is considered the personalized result.

4 Experimental Settings

4.1 Datasets

We conduct experiments on two story generation datasets with user interaction histories: **PerDOC** (Zhu et al. 2023b) and **PerMPST** (Kar et al. 2018). Our generation and evaluation settings largely follow the protocol of prior work (Wang et al. 2024).

PerDOC PerDOC is a story generation dataset in the OpenPlot format that contains pairwise user preference data annotated with explicit evaluation criteria (e.g., Interestingness, Surprise, Adaptability, Character Quality, Ending Satisfaction) (Zhu et al. 2023b). Each user u is associated with a preference history $H_u = (\text{PlotA}_i, \text{PlotB}_i, \text{choice}_i)_{i=1}^{N_u}$, where each choice reflects the user’s preference between two story variants with respect to a given criterion. Due to the same context length limitations as in prior work, we set $N_u = 1$ in our experiments.

In our experiments, we personalize story generation along the specified criterion (e.g., interestingness) to generate stories that are rated more highly along that dimension.

PerMPST. PerMPST is a dataset constructed from IMDb² movie reviews. For each user u , we construct an interaction history H_u consisting of K interactions:

$$H_u = \{c_i\}_{i=1}^K, \quad c_i = (\text{synopsis}_i, \text{review}_i, \text{score}_i), \quad (5)$$

where each c_i contains a movie synopsis, a user-written review, and a numeric rating. The score score_i is an integer from 1 to 10, with 10 indicating the highest level of preference.

In our experiments, we set $K = 4$, i.e., each user history includes four interactions, following the observation in the prior work (Wang et al. 2024) that this setting yields stable personalization performance.

In total, we collected 955 *premise*– H_u pairs for PerDOC and 900 pairs for PerMPST.

The main differences between PerDOC and PerMPST lie in plot length and evaluation format. PerMPST contains relatively short plots accompanied by scalar ratings, whereas PerDOC includes longer plots with pairwise preference annotations (see the Appendix C for details). Note also that in both datasets, the *premise* used for story generation is not part of the user’s interaction history H_u but is independently extracted.

4.2 Evaluation Method

To assess how well the generated stories align with user preferences, we adopt a multifaceted evaluation approach combining automatic evaluation using LLMs and human evaluation.

Automatic Evaluation Prior studies have shown that LLMs can perform story preference evaluations that moderately correlate with human judgments (Wang et al. 2024). In line with these findings, our preliminary validation (see

Appendix B.1) observed a reasonable level of agreement between LLM-based evaluations and human ratings in our dataset. Based on this result, we adopt GPT-4o³ as the evaluator for PerMPST-format stories and PerSE (LLaMA3-8B) for PerDOC-format stories (Wang et al. 2024). For PerMPST, the evaluator assigns a scalar score between 1 and 10. For PerDOC, we compute win rates between story pairs, using position bias-corrected comparisons to ensure reliable preference judgments (Gu et al. 2025).

Human Evaluation To further verify the alignment of generated stories with user preferences, we also conducted a human evaluation. The annotators consisted of 11 graduate students (master’s or PhD) recruited specifically for this study.

Each annotator first provided their preference information, including the types of stories they preferred and brief comments explaining their choices. They were then presented with multiple sets of three generated stories (based on the same premise) and asked to rate how well each story aligned with their personal preferences using a 10-point Likert scale. To resolve potential ties in scores, annotators were also asked to rank the three stories within each set from most to least preferred.

Additionally, annotators rated the suitability of the generated user-specific rubrics, also using a 5-point Likert scale.

The evaluation was conducted end-to-end via a dedicated web interface. Each annotator evaluated 4 sets, with each set consisting of 3 story pairs.

Further details on the human evaluation design and interface are provided in Appendix B.2.

4.3 Evaluation Details

To evaluate the effectiveness of our proposed method, PREFINE, we compare it against three representative baselines and three variants that isolate specific components of the full system.

Baselines We compare PREFINE against the following representative baselines.

Zero-Persona (ZP) This method generates stories based solely on the given premise, without any user-specific information. It aims to produce generally high-quality outputs regardless of individual preferences.

Prompt-Persona (PP) (Kumar et al. 2025) The user history H_u is directly appended to the prompt in order to implicitly guide the LLM toward the user’s preferences. No explicit persona representation or structuring is used.

Self-Refine (SR) (Madaan et al. 2023b) A representative Critique-and-Refine method using a static rubric. We use the same number of refinement steps as in our method, and adopt a fixed rubric based on narrative quality criteria proposed in (Chhun et al. 2022), which include Relevance, Coherence, Empathy, Surprise, Engagement, and Complexity.

²<https://www.imdb.com/>

³[gpt-4o-2024-08-06](https://openai.com/index/gpt-4o/)

A \ B	ZP	PP	SR	IPIR	EPIR	IPER	EPER
ZP	–	0.20	0.04	0.05	0.03	0.01	0.02
PP	0.80	–	0.59	0.59	0.45	0.34	0.33
SR	0.96	0.41	–	0.52	0.31	0.18	0.17
IPIR	0.95	0.41	0.48	–	0.33	0.14	0.19
EPIR	0.97	0.55	0.69	0.67	–	0.35	0.31
IPER	0.99	0.66	0.82	0.86	0.65	–	0.49
EPER	0.98	0.67	0.83	0.81	0.69	0.51	–

Table 1: **Win rate of A side model vs. B side model**, averaged over five perspectives. Red/blue indicates the row/column method is preferred. See Appendix D.1 for per-perspective results. SR: Self-Refine (Madaan et al. 2023a).

Model Variants We define three variants of the full PREFINE configuration (denoted as **EPER**), to investigate the contributions of two key components: (i) the use of an Explicit Persona (EP), and (ii) the generation and use of a user-specific Explicit Rubric (ER).

IPIR *Implicit Persona, Implicit Rubric.* The explicit persona is removed. Instead, the user history H_u is directly fed into the pseudo-user agent. No user-specific rubric is generated or applied.

IPER *Implicit Persona, Explicit Rubric.* The user history H_u is provided instead of an explicit persona, but a user-specific rubric is still generated and applied.

EPIR *Explicit Persona, Implicit Rubric.* An explicit persona (EP) is used to simulate the user, but no user-specific rubric is generated or applied.

Model Configuration and Experimental Setup In this work, we use LLaMA-3-70B⁴ as the backbone model for all generation components, including the initial plot generator \mathcal{M} , the expert agent $\mathcal{M}_{\text{expert}}$, the pseudo-user agent \mathcal{M}_u , and the refinement agent $\mathcal{M}_{\text{refine}}$. Each component shares the same model architecture and weights, differing only in the prompts provided for each role. Details of the experimental setup, including computing environment and hyperparameter settings, are provided in Appendix E.

5 Results

5.1 Personalization Results on PerDOC

Table 1 presents the pairwise comparison results on the PerDOC dataset. Our proposed full configuration, EPER, outperforms all baseline models in win rates. Among the baselines, Prompt-Persona (PP) directly incorporates past user preference history H_u into the prompt and is a strong in-context personalization method, benefiting from recent improvements in LLM instruction-following capabilities.

The ZeroPersona (ZP) baseline, which does not use any user preference information, achieves only a 20% win rate against PP. However, when using the same ZP outputs as initial plot for EPER refinement, the win rate increases to 67%,

⁴meta-llama/Llama-3.3-70B-Instruct

representing a 47-point improvement. This demonstrates that even unpersonalized story drafts can be effectively personalized through our PREFINE architecture, highlighting its strength as a post-hoc personalization framework.

We also compare against Self-Refine (SR) (Madaan et al. 2023a), which uses a static rubric designed to improve general story quality. EPER achieves an 83% win rate over SR, indicating that personalization-oriented refinement leads to significantly better alignment with individual user preferences. Interestingly, PP itself achieves a 59% win rate over SR, suggesting that alignment with user-specific tastes can be more valued than general story quality in certain cases.

Finally, comparisons with model variants (IPIR, EPIR, IPER) confirm the contribution of each component of PREFINE. Both expert-guided persona description and user-specific rubric generation prove essential for effective personalization. In particular, the incorporation of user-specific rubrics yields the largest gains, underscoring the importance of user-specific rubric generation in critique-and-refine frameworks for personalized generation.

5.2 Personalization Results on PerMPST

Table 2 shows the comparison between the proposed method and various baselines and model variants. EPER achieved statistically significant differences in scores compared to all baseline methods ($p < 10^{-6}$ to 10^{-11}), indicating improved personalization performance. On the other hand, no significant differences were observed between EPER and some model variants (IPIR and EPIR). These results suggest that each component of the proposed framework contributes some degree of effectiveness individually. Additionally, two further factors may have influenced the outcomes. First, the generated stories in this dataset tend to be short in token length (see Appendix C), which limits the room for meaningful edits. Second, there may be bias in the LLM-based automatic evaluation. Score-based evaluations using LLMs have been reported to assign similar ratings (Sahoo et al. 2025) across different queries, which may obscure the relative differences among system configurations.

Method	Score (mean \pm std)	p -value vs EPER
Zero-Persona	7.25 \pm 1.41	$< 10^{-11}$
Prompt-Persona	7.23 \pm 1.47	$< 10^{-10}$
Self-Refine	7.34 \pm 1.37	$< 10^{-6}$
IPIR	7.53 \pm 1.31	0.251
EPIR	7.49 \pm 1.34	0.958
IPER	7.36 \pm 1.37	0.005
EPER	7.49 \pm 1.35	—

Table 2: Evaluation scores for each method on the PerMPST dataset, along with results of two-sided Wilcoxon signed-rank tests ($n=900$) comparing each method against EPER.

5.3 Generated Story Quality

Does PREFINE-Personalized Output Preserve General Story Quality? In this section, we examine whether the per-

sonalization achieved by PREFINE affects the overall quality of the stories for general readers.

To manage evaluation cost, we created a subset of 200 story sets randomly sampled from each of the outputs generated on the PerDOC and PerMPST datasets. Each story was based on the same premise and was evaluated by GPT-4o using the six criteria defined in the (Chhun et al. 2022). Scores were assigned on a scale from 1 to 10.

Interestingly, when we averaged the scores across all criteria, EPER, which aims to generate personalized outputs, achieved significantly higher story quality compared to the Prompt-Persona (PP) baseline ($p = 0.0001$). Furthermore, EPER reached a level of quality comparable to Self-Refine (SR), a method specifically designed to enhance story quality using general rubrics ($p = 0.5630$).

These results suggest that EPER is able to maintain overall story quality at a level comparable to SR, while also achieving effective personalization for individual users. This is a crucial finding, as it indicates that the gains in personalization are not merely a byproduct of enhancing general story quality. Instead, it implies that story quality does not act as a primary mediator for the personalization effect, suggesting that PREFINE successfully improves stories along two distinct axes: general quality and user-specific preference. A breakdown of the scores by evaluation aspect is provided in Appendix D.5.

5.4 Human Evaluation and Analysis

Human Preference Ratings We conducted a user study to evaluate PREFINE with actual users. The evaluation followed a similar design protocol (Section 4.2) as used in PerMPST. This design was chosen for two main reasons: (1) the generated stories in PerMPST are shorter than those in PerDOC, which helps reduce cognitive load and allows users to maintain consistent evaluation quality; and (2) although PREFINE showed statistically significant improvements in the automatic evaluation, the absolute differences in Likert-scale scores were relatively small, prompting us to conduct a more fine-grained human evaluation.

Table 3 presents the results of the human evaluation. The findings demonstrate that our approach generates stories that better align with users’ actual preferences compared to both Prompt-Persona (PP) and Self-Refine (SR). PREFINE achieved the highest average preference scores and was most frequently ranked first. These differences were statistically significant when compared to PP ($p < 10^{-8}$) and SR ($p = 0.009$), indicating a strong preference for our method. These results are also consistent with the trends observed in automatic evaluation, reinforcing the effectiveness of our approach.

Method	Mean Score (\pm SD)	Min-Max	Avg. Rank	p-value(vs EPER)
Prompt-Persona (PP)	5.64 \pm 1.84	2-9	2.66	$< 10^{-8}$
Self-Refine (SR)	7.07 \pm 1.45	4-9	1.75	0.009
PREFINE (EPER)	7.80 \pm 1.49	5-10	1.32	-

Table 3: Human evaluation results. Each method was evaluated 44 times in total (11 annotators \times 4 sets). p-values were calculated using two-sided Wilcoxon signed-rank tests.

User-Specific Rubric Quality PREFINE incorporates a key component that generates and utilizes user-specific rubrics. In this section, we evaluate the quality of these rubrics based on real user feedback collected using a 5-point Likert scale. We also examine how perceived rubric quality relates to the effectiveness of personalization. The results indicate that participants who found the rubrics to be well-aligned with their preferences tended to give higher preference scores⁵ to stories generated by PREFINE.

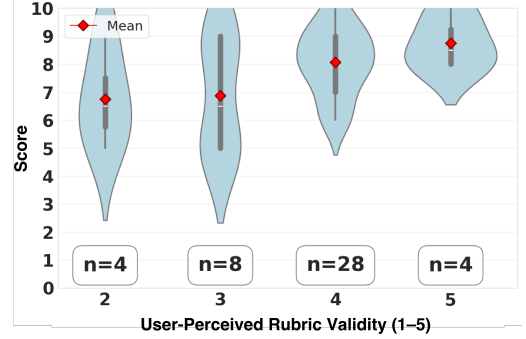


Figure 2: Relationship between users’ rubric suitability ratings and their preference scores for PREFINE-generated stories.

6 Analysis

6.1 Feedback Loop for Personalization

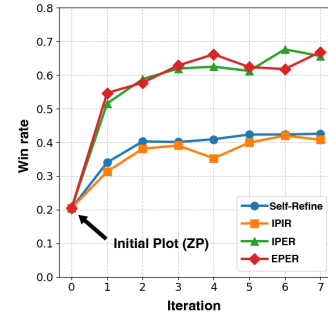


Figure 3: Win rate progression against Prompt-Persona (PP) across refinement iterations.

Figure 3 illustrates how the critique-and-refine loop in PREFINE contributes to personalization. The figure shows the change in win rates against Prompt-Persona (PP) across refinement iterations, including comparisons with Self-Refine (SR) and model variants of PREFINE (IPIR, IPER).

The results indicate that methods without user-specific rubrics, such as SR and IPIR, exhibit limited improvement in win rate across refinement steps. In contrast, configurations like EPER and IPER, which incorporate user-specific

⁵Note that this result may contain a slight evaluation bias, as some participants who rated the rubric highly may have consistently given higher scores to all methods. We briefly discuss the potential impact of such bias in Appendix D.4.

A \ B	PP	PEP	EPER
PP	–	0.27	0.04
PEP	0.73	–	0.04
EPER (Init: PEP)	0.96	0.96	–

Table 4: Pairwise win rates between PP, PEP, and EPER (starting from PEP outputs) on the PerDOC dataset. EPER achieves further personalization even when initialized with already personalized PEP stories. See Appendix D.2 for perspective results.

rubrics, show consistent gains over iterations, suggesting successful personalization through refinement.

The moderate improvement seen in SR may be attributed to its rubric being designed to enhance general story quality for the average reader. While not personalized, it may still produce outputs that partially align with individual preferences.

These findings suggest that user-specific rubrics play a key role in driving effective personalization in critique-and-refine frameworks.

6.2 Analysis of PREFINE’s Effect on Already Personalized Outputs

This section analyzes whether PREFINE can bring further improvements to outputs that have already been personalized to some extent. The results from the PerDOC experiments (Sec. 5.1) suggest that a method using persona descriptions extracted by expert agents, which we refer to as Prompt-Expert-Persona (PEP), is more effective for personalization than the baseline Prompt-Persona (PP) approach. Motivated by this finding, we newly introduce and evaluate the PEP method.

We first compare PP and PEP on the PerDOC dataset by computing the pairwise win rate. As shown in Table 4, PEP achieves a 73% win rate over PP, indicating that it provides a higher level of personalization.

Next, we use the PEP output as the initial draft and apply PREFINE. The results in Table 4 confirm that PREFINE can further enhance personalization, even when starting from an already highly personalized story generated by PEP.

We also conducted the same experiment using the PerMPST dataset, but no additional improvement was observed. We attribute this to the same limitations discussed in Section 5.2, including short text lengths and evaluation bias. See Appendix D.3 for details.

6.3 Analysis of Length Bias in Automatic Evaluation

Recent studies have reported that large language models (LLMs) tend to prefer longer and more detailed outputs (Gu et al. 2025; Zheng et al. 2023). To validate the reliability of our automatic evaluation, we investigate whether the LLM-based evaluator used in our study exhibits such length-related bias.

Figure 4 illustrates the relationship between text token length and evaluation scores or win rates for outputs generated by EPER. In the left panel (a), we visualize the correlation between token length and evaluation score for the PerMPST dataset. The Pearson correlation coefficient is $r = -0.014$ with a p -value of 0.689, indicating no significant correlation between token length and evaluation score.

In the right panel (b), we show the results of a subset analysis that includes only text pairs with token length differences within ± 10 . Although the win rate of EPER dropped by approximately 3 percentage points, it still maintained a strong advantage over the baseline methods. This suggests that the impact of token length on win rate is limited.

Overall, these results indicate that text length has only a minimal effect on evaluation scores and win rates, and is unlikely to be a major source of bias in our automatic evaluation.

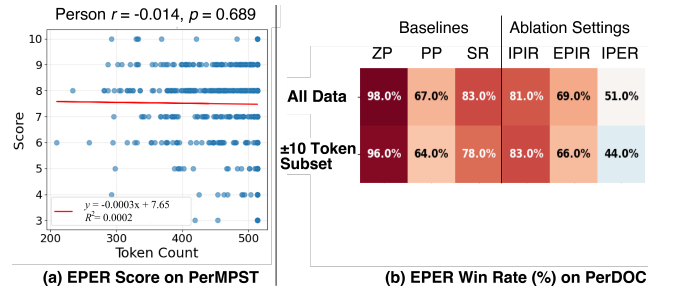


Figure 4: Relationship between token length and evaluation outcomes for EPER outputs. (a) Correlation between token count and evaluation scores on the PerMPST dataset. (b) Win rate comparison on a subset where the token size difference between story pairs is within ± 10 .

7 Conclusion

In this study, we extended the Critique-and-Refine framework to support personalized story generation, and proposed a novel method called PREFINE, which enables the creation of user-tailored stories without requiring explicit user feedback or additional training. PREFINE leverages a pseudo-user agent that mimics user preferences to generate user-specific rubrics. Based on these rubrics, the agent critiques and refines the story in multiple steps, gradually aligning it with the user’s individual tastes.

Both automatic and human evaluations demonstrated that PREFINE achieves more effective personalization compared to the baselines. Furthermore, it was confirmed that PREFINE not only achieves successful personalization but also improves the general story quality to a level comparable to that of Self-Refine. The human evaluation results also suggest that the ability to construct rubrics that closely reflect user preferences plays a key role in the success of personalization within this framework.

The success of this framework underscores the importance of modeling user preferences for critique-and-refine processes and paves the way for future research into more

sophisticated pseudo-user agents. We believe that the insights from PREFINE can extend beyond story generation and serve as a foundation for broader applications of personalized generation in other domains.

8 Limitations

In this study, we used the LLaMA-3-70B model for all agent roles, including the generation agent, expert agent, pseudo-user agent, and refinement agent. Due to computational cost constraints, we did not explore how variations in model size or architecture across these components might affect the performance of PREFINE.

A Prompt Settings

This section details the prompt templates used for each component in the PREFINE framework.

A.1 Prompt for Initial Story Generation

In the PerDOC setting, the initial story is generated following the same generation flow as in DOC (Zhu et al. 2023b), which corresponds to the Zero-Persona (ZP) setting in this paper.

The setting for PerMPST is shown in Table 5.

Prompt Template for Initial Story Generation on PerMPST ($\text{prompt}_{\text{init}}$)
<p>You are a professional movie writer, skilled in crafting compelling and logically coherent synopsis.</p> <p>Generate the continuation of the following movie synopsis.</p> <p>The synopsis should be between 10 and 13 sentences long and should not use bullet points.</p> <p>Maintain a formal style consistent with official movie descriptions while ensuring logical coherence.</p> <p>Preserve the given synopsis exactly as written. Begin your continuation immediately after the end of the premise, maintaining consistency in tone and content.</p> <p>Do not modify, omit, or summarize the given synopsis.</p> <p>Only output the completed synopsis without any additional commentary.</p> <p>{premise}</p>

Table 5: Prompt Template for Initial Story Generation on PerMPST ($\text{prompt}_{\text{init}}$)

A.2 Prompt Template for Feedback from a Pseudo-User Agent

For PerDOC We present the feedback prompt templates ($\text{prompt}_{\text{feedback}}$) used for story critique and refinement in the PerDOC setting. These include the template for PREFINE’s full configuration, EPER (Table 6), as well as those used in its variant models (IPIR(Table 7), EPIR(Table 8), and IPER(Table 9)).

For PerMPST We present the feedback prompt templates ($\text{prompt}_{\text{feedback}}$) used for story critique and refinement in the PerMPST setting. These include the template for PREFINE’s full configuration, EPER (Table 10), as well as those used in its variant models (IPIR(Table 11), EPIR(Table 12), and IPER(Table 13)).

Prompt Template Used by the Pseudo-User Agent in PREFINE (EPER): $\text{prompt}_{\text{feedback}}$

You are a simulated literary critic who is thoroughly familiar with a specific user’s narrative preferences.

[User Persona]

The following is a natural language summary of this user’s storytelling preferences, derived from their past story evaluations.

{persona.description}

Your task is to act from this user’s perspective and provide feedback on a new story.

Your goal is to help improve the story so that it better satisfies the user’s preferences under the aspect "{aspect}".

The following rubric has been generated to represent what this user considers important when evaluating stories in terms of "{aspect}".

Use this rubric to evaluate how well the story satisfies each criterion, and to suggest specific ways it can be improved.

Do not introduce new criteria or refer to the evaluation process.

[Rubric]

{rubric.list}

Each suggestion should aim to increase the score for that criterion.

Do not make any changes to the Premise. It is fixed and must remain unchanged in all your feedback.

Do not summarize the plot.

In this scale, 5 represents a typical or average fulfillment of the criterion.

Scores of 9 or 10 should be reserved for truly exceptional cases.

Keep your overall response under 200 tokens.

[Feedback Format]

For each criterion:

Criterion: {{criterion.text}}

Score: X (1 = completely unsatisfactory, 10 = fully satisfies the criterion)

Explanation: ...

Suggestion: ...

[Story to Evaluate]

{story.plot}

Table 6: Prompt Template Used by the Pseudo-User Agent in PREFINE (EPER) on the PerDOC Dataset: $\text{prompt}_{\text{feedback}}$

Prompt Template Used by the Pseudo-User Agent in PREFINE (IPIR):
`promptfeedback`

You are a simulated literary critic who has internalized a specific user’s narrative preferences based on their past story evaluations.

You are now asked to act from this user’s perspective and provide feedback on a new story, reflecting what they would likely value or find lacking.
Your goal is to help improve the story so that it better aligns with what the user would likely prefer.

[Past Plot History]

Below are two previously evaluated story plots (A and B), along with the user’s selection and the evaluation aspect used at the time:

`{user_history}`

[Selection Result]

Aspect: `{aspect}`

Choice: `{choice}`

The evaluation aspect is “`aspect`”, and you are free to decide which elements matter most to this user within that aspect.

Do not output a list of evaluation criteria or refer to the evaluation process.

Your response must include the following three parts, written in full sentences.

Do not make any changes to the Premise. It is fixed and must remain unchanged in all your feedback.

Do not summarize the plot, and do not explain the evaluation process.

Your feedback should be concise and focused, with no more than 8 sentences total (200 tokens).

1. Positive Aspects
2. Areas for Improvement
3. Suggestions for Improvement

[Story to Evaluate]

`{story_plot}`

Table 7: Prompt Template Used by the Pseudo-User Agent in PREFINE (IPIR) on the PerDOC Dataset: `promptfeedback`

Prompt Template Used by the Pseudo-User Agent in PREFINE (EPIR):
`promptfeedback`

You are a simulated literary critic who is thoroughly familiar with a specific user’s narrative preferences.

[User Persona]

The following is a natural language summary of this user’s storytelling preferences, derived from their past story evaluations.

`{persona_description}`

You are now asked to act from this user’s perspective and provide feedback on a new story, reflecting what they would likely value or find lacking.

Your goal is to help improve the story so that it better aligns with what the user would likely prefer.

The evaluation aspect is “`{aspect}`”, and you are free to decide which elements matter most to this user within that aspect.

Do not output a list of evaluation criteria or refer to the evaluation process.

Your response must include the following three parts, written in full sentences.

Do not make any changes to the Premise. It is fixed and must remain unchanged in all your feedback.

Do not summarize the plot, and do not explain the evaluation process.

Your feedback should be concise and focused, with no more than 8 sentences total (200 tokens).

1. Positive Aspects
2. Areas for Improvement
3. Suggestions for Improvement

[Story to Evaluate]

`{story_plot}`

Table 8: Prompt Template Used by the Pseudo-User Agent in PREFINE (EPIR) on the PerDOC Dataset: `promptfeedback`

Prompt Template Used by the Pseudo-User Agent in PREFINE (IPER): prompt _{feedback}
<p>You are a simulated literary critic who has internalized a specific user’s narrative preferences based on their past story evaluations.</p> <p>You are now asked to act from this user’s perspective and provide feedback on a new story.</p> <p>Your goal is to help improve the story so that it better satisfies the user’s preferences under the aspect “aspect”.</p> <p>[Past Plot History]</p> <p>Below are two previously evaluated story plots (A and B), along with the user’s selection and the evaluation aspect used at the time:</p> <p>{user_history}</p> <p>[Selection Result]</p> <p>Aspect: {aspect}</p> <p>Choice: {choice}</p> <p>The following rubric has been generated to represent what this user considers important when evaluating stories in terms of “aspect”.</p> <p>Use this rubric to evaluate how well the story satisfies each criterion, and to suggest specific ways it can be improved.</p> <p>Do not introduce new criteria or refer to the evaluation process.</p> <p>[Rubric]</p> <p>{rubric_list}</p> <p>Each suggestion should aim to increase the score for that criterion.</p> <p>Do not make any changes to the Premise. It is fixed and must remain unchanged in all your feedback.</p> <p>Do not summarize the plot.</p> <p>In this scale, 5 represents a typical or average fulfillment of the criterion. Scores of 9 or 10 should be reserved for truly exceptional cases.</p> <p>Keep your overall response under 200 tokens.</p> <p>[Feedback Format]</p> <p>For each criterion:</p> <p>Criterion: {{criterion_text}}</p> <p>Score: X (1 = completely unsatisfactory, 10 = fully satisfies the criterion)</p> <p>Explanation: ...</p> <p>Suggestion: ...</p> <p>[Story to Evaluate]</p> <p>{story_plot}</p>

Table 9: Prompt Template Used by the Pseudo-User Agent in PREFINE (IPER) on the PerDOC Dataset: prompt_{feedback}

Prompt Template Used by the Pseudo-User Agent in PREFINE (EPER): prompt _{feedback}
<p>You are a simulated literary critic who has internalized a specific user’s narrative preferences based on their past movie synopsis evaluations.</p> <p>[User Persona]</p> <p>The following is a natural language summary of this user’s storytelling preferences, derived from their prior evaluations of multiple movie synopses, each with an associated review and score.</p> <p>{persona_description}</p> <p>You are now asked to act from this user’s perspective and provide feedback on a new movie synopsis, reflecting what they would likely value or find lacking.</p> <p>Your goal is to help improve the synopsis so that it better aligns with what the user would likely prefer.</p> <p>The following rubric has been generated to represent what this user considers important when evaluating movie synopses.</p> <p>Use this rubric to evaluate how well the given synopsis satisfies each criterion, and to suggest specific ways it can be improved.</p> <p>Do not introduce new criteria or refer to the evaluation process.</p> <p>[Rubric]</p> <p>{rubric_list}</p> <p>Each suggestion should aim to increase the score for that criterion.</p> <p>Do not make any changes to the given premise. It is fixed and must remain unchanged in all your feedback.</p> <p>Premise: {premise}</p> <p>Do not summarize the movie synopsis.</p> <p>In this scale, 5 represents a typical or average fulfillment of the criterion. Scores of 9 or 10 should be reserved for truly exceptional cases.</p> <p>Keep your overall response under 200 tokens.</p> <p>[Feedback Format]</p> <p>For each criterion:</p> <p>Criterion: {{criterion_text}}</p> <p>Score: X (1 = completely unsatisfactory, 10 = fully satisfies the criterion)</p> <p>Explanation: ...</p> <p>Suggestion: ...</p> <p>[Movie Synopsis to Evaluate]</p> <p>{movie_synopsis}</p>

Table 10: Prompt Template Used by the Pseudo-User Agent in PREFINE (EPER) on the PerMPST Dataset: prompt_{feedback}

<p>Prompt Template Used by the Pseudo-User Agent in PREFINE (IPIR): <code>prompt_{feedback}</code></p> <hr/> <p>You are a simulated literary critic who has internalized a specific user’s narrative preferences based on their past movie synopsis evaluations.</p> <p>You are now asked to act from this user’s perspective and provide feedback on a new movie synopsis, reflecting what they would likely value or find lacking. Your goal is to help improve the synopsis so that it better aligns with what the user would likely prefer.</p> <p>[Past Synopsis History] Below is a list of movie synopses you have previously reviewed, each with your review comments and a score from 1 (lowest) to 10 (highest).</p> <p><code>{user_history}</code></p> <p>Use this information to infer what this user values in storytelling. You may decide which elements to focus on based on your interpretation of their past evaluations. Do not output a list of evaluation criteria or refer to the evaluation process.</p> <p>Your response must include the following three parts, written in full sentences. Do not make any changes to the given premise. It is fixed and must remain unchanged in all your feedback. premise: <code>{premise}</code></p> <p>Do not summarize the synopsis, and do not explain the evaluation process.</p> <p>Your feedback should be concise and focused, with no more than 8 sentences total (200 tokens).</p> <ol style="list-style-type: none"> 1. Positive Aspects 2. Areas for Improvement 3. Suggestions for Improvement <p>[Movie Synopsis to Evaluate] <code>{movie_synopsis}</code></p>

Table 11: Prompt Template Used by the Pseudo-User Agent in PREFINE (IPIR) on the PerMPST Dataset: `promptfeedback`

<p>Prompt Template Used by the Pseudo-User Agent in PREFINE (EPIR): <code>prompt_{feedback}</code></p> <hr/> <p>You are a simulated literary critic who has internalized a specific user’s narrative preferences based on their past movie synopsis evaluations.</p> <p>[User Persona] The following is a natural language summary of this user’s storytelling preferences, derived from their prior evaluations of multiple movie synopses, each with an associated review and score.</p> <p><code>{persona_description}</code></p> <p>You are now asked to act from this user’s perspective and provide feedback on a new movie synopsis, reflecting what they would likely value or find lacking. Your goal is to help improve the synopsis so that it better aligns with what the user would likely prefer.</p> <p>Do not output a list of evaluation criteria or refer to the evaluation process.</p> <p>Your response must include the following three parts, written in full sentences. Do not make any changes to the given premise. It is fixed and must remain unchanged in all your feedback. Premise: <code>{premise}</code></p> <p>Do not summarize the synopsis, and do not explain the evaluation process.</p> <p>Your feedback should be concise and focused, with no more than 8 sentences total (200 tokens).</p> <ol style="list-style-type: none"> 1. Positive Aspects 2. Areas for Improvement 3. Suggestions for Improvement <p>[Movie Synopsis to Evaluate] <code>{movie_synopsis}</code></p>

Table 12: Prompt Template Used by the Pseudo-User Agent in PREFINE (EPIR) on the PerMPST Dataset: `promptfeedback`

Prompt Template Used by the Pseudo-User Agent in PREFINE (IPER): prompt _{feedback}
<p>You are a simulated literary critic who has internalized a specific user’s narrative preferences based on their past movie synopsis evaluations.</p> <p>You are now asked to act from this user’s perspective and provide feedback on a new movie synopsis, reflecting what they would likely value or find lacking. Your goal is to help improve the synopsis so that it better aligns with what the user would likely prefer.</p> <p>[Past Synopsis History] Below is a list of movie synopses you have previously reviewed, each with your review comments and a score from 1 (lowest) to 10 (highest).</p> <p>{user_history}</p> <p>The following rubric has been generated to represent what this user considers important when evaluating movie synopses. Use this rubric to evaluate how well the given synopsis satisfies each criterion, and to suggest specific ways it can be improved. Do not introduce new criteria or refer to the evaluation process.</p> <p>[Rubric] {rubric_list}</p> <p>Each suggestion should aim to increase the score for that criterion. Do not make any changes to the Premise. It is fixed and must remain unchanged in all your feedback. premise: {premise}</p> <p>Do not summarize the movie synopsis. In this scale, 5 represents a typical or average fulfillment of the criterion. Scores of 9 or 10 should be reserved for truly exceptional cases. Keep your overall response under 200 tokens.</p> <p>[Feedback Format] For each criterion: Criterion: {{criterion_text}} Score: X (1 = completely unsatisfactory, 10 = fully satisfies the criterion) Explanation: ... Suggestion: ...</p> <p>[Movie Synopsis to Evaluate] {movie_synopsis}</p>

Table 13: Prompt Template Used by the Pseudo-User Agent in PREFINE (IPER) on the PerMPST Dataset:
prompt_{feedback}

A.3 Generating Explicit Personas (EP) via Expert LLM Agents

Here, we present the prompt used to extract a user’s explicit persona (EP) using an expert agent constructed like (Park et al. 2024), serving as a simulated pseudo-user agent. The prompt used for the PerDOC setting is shown in Table 14, while the one for PerMPST is shown in Table 15.

Prompt template for deriving explicit user personas (EP) using an expert LLM agent on the PerDOC dataset.
<p>Imagine you are an expert psychologist (with a PhD) taking notes while analyzing an individual’s story preferences. You have been given two story plots, a question based on a specific evaluation criterion (Aspect) regarding them, and an individual’s binary choice as a response to the question. Write observationsreflections about the individual’s personality traits, cognitive style, emotional tendencies, and psychological motivations based on their preference. (You should make more than 5 observations and fewer than 10. Choose the number that makes sense given the depth of the story plots and the individual’s choice.)</p> <p>{user.preference} [Aspect] {aspect} [Preference] {user.preference.answer}</p> <p>Follow the instructions and write only observations and reflections. Do not include anything else. Do not use ‘plot A,’ ‘plot B,’ or the word ‘plot’.</p>

Table 14: Prompt template for deriving explicit user personas (EP) using an expert LLM agent on the PerDOC dataset.

Prompt template for deriving explicit user personas (EP) using an expert LLM agent on the PerMPST dataset.
<p>Imagine you are an expert psychologist (with a PhD) taking notes while analyzing an individual’s story preferences. You have been given information about a reviewer’s preferences, including multiple movie plots, as well as their review and score for each movie plot, ranging from 1 (lowest) to 10 (highest). Write observationsreflections about the individual’s personality traits, cognitive style, emotional tendencies, and psychological motivations based on their preferences. (You should make more than 5 observations and fewer than 10. Choose a number that makes sense given the depth of the story plots and the individual’s choices.)</p> <p>{user.preference}</p> <p>Follow the instructions and write only observations and reflections. Do not include anything else. Do not use ‘plot 0,’ ‘plot 1,’ ‘plot 2,’ ‘plot 3,’ or the word ‘plot’.</p>

Table 15: Prompt template for deriving explicit user personas (EP) using an expert LLM agent on the PerMPST dataset.

A.4 Constructing User-Specific Rubrics from Interaction History

We present the prompt templates used to construct the User-Specific Rubric for *Explicit Rubric (ER)*. Different prompts are used depending on whether the pseudo-user agent is

based on the *Explicit Persona (EP)* or the *Implicit Persona (IP)*. For the PerDOC dataset, the prompt for the EP-based agent is shown in Table 16, and the one for the IP-based agent is shown in Table 17. Similarly, for the PerMPST dataset, the EP-based prompt is presented in Table 18, and the IP-based prompt in Table 19.

Prompt template for generating user-specific rubrics from interaction history in the PerDOC (EP version).

You are a simulated literary critic aligned with a specific user’s narrative preferences, derived from their past story evaluations.

[User Persona]
{user_history}

Based on this persona, construct a personalized rubric for how the user likely interprets the narrative aspect "{aspect}".

List 3 to 5 specific criteria that this user would likely consider important when evaluating this aspect.

Each criterion should be phrased as a short, standalone natural language statement. These criteria will later guide your feedback on the story.

Do not explain or elaborate—only list the criteria clearly.

[Your Rubric]

Table 16: Prompt template for generating user-specific rubrics from interaction history in the PerDOC (*Explicit Persona (EP)* version).

A.5 Prompt Template: Refinement Agent

Here, we present the refinement prompt(prompt_{refine}) used by the refinement agent $\mathcal{M}_{\text{refine}}$ for personalization. The prompt template for the PerDOC dataset is shown in Table 20, and the one for the PerMPST dataset is shown in Table 21

B Details of the Evaluation

B.1 LLM Evaluator Selection and Validation

It has been reported that LLM-based judges, when provided with a user’s interaction history H_u , can partially predict the user’s preference judgments for stories (e.g., binary preference choices or rating-based evaluations) (Wang et al. 2024). PerSE (Wang et al. 2024) is an LLM designed to align closely with user preferences, and is fine-tuned on llama-based models using either the PerDOC or PerMPST datasets.

Following the procedure in PerSE (Wang et al. 2024), we fine-tuned a model based on LLaMA3⁶ to construct PerSE-Llama3-8B. We then evaluated its alignment with human judgments using the evaluation set provided by (Wang et al. 2024), comparing our model’s performance against other existing LLMs, such as GPT-4o. While (Wang et al. 2024) used Llama2⁷ as the backbone, we adopted Llama3 to improve overall performance.

⁶meta-llama/Llama-3.1-8B-Instruct

⁷meta-llama/Llama-2-7b-chat-hf,
meta-llama/Llama-2-13b-chat-hf

Prompt template for generating user-specific rubrics from interaction history in the PerDOC (IP version).

You are a simulated literary critic who has internalized a specific user’s narrative preferences through prior story evaluations.

[Past Plot History]

Two previously evaluated story plots (A and B) are shown, along with the user’s chosen story and the evaluation aspect at the time:

{user_history}

[Selection Result]
Aspect: {aspect}
Choice: {choice}

Based on this information, construct a personalized rubric for how the user likely interprets the narrative aspect "{aspect}".

List 3 to 5 specific criteria that this user would likely consider important when evaluating this aspect.

Each criterion should be phrased as a short, standalone natural language statement. These criteria will later guide your feedback on the story.

Do not explain or elaborate—only list the criteria clearly.

[Your Rubric]

Table 17: Prompt template for generating user-specific rubrics from interaction history in the PerDOC (*Implicit Persona (IP)* version).

Prompt template for generating user-specific rubrics from interaction history in the PerMPST (EP version).

You are a simulated literary critic aligned with a specific user’s narrative preferences, derived from their past movie synopsis evaluations.

[User Persona]
{user_history}

Based on this Persona, construct a personalized rubric that reflects the characteristics of synopses this user tends to prefer.

List 3 to 5 specific criteria that this user would likely consider important when evaluating synopses.

Each criterion should be phrased as a short, standalone natural language statement. These criteria will later guide your feedback on the story.

Do not explain or elaborate—only list the criteria clearly.

[Your Rubric]

Table 18: Prompt template for generating user-specific rubrics from interaction history in the PerMPST (*Explicit Persona (EP)* version).

Prompt template for generating user-specific rubrics from interaction history in the PerMPST (IP version).

You are a simulated literary critic who has internalized a specific user’s narrative preferences through prior movie synopsis evaluations.

[Past Plot History]

You are given a reviewer’s preferences based on several previously rated movie plots.

Each preference includes a plot synopsis, a short review, and a numeric score from 1 (lowest) to 10 (highest), indicating how much the reviewer liked the movie synopsis.

{user_history}

Based on this information, construct a personalized rubric that reflects the characteristics of synopses this user tends to prefer.

List 3 to 5 specific criteria that this user would likely consider important when evaluating synopses.

Each criterion should be phrased as a short, standalone natural language statement.

These criteria will later guide your feedback on the story.

Do not explain or elaborate—only list the criteria clearly.

[Your Rubric]

Table 19: Prompt template for generating user-specific rubrics from interaction history in the PerMPST (*Implicit Persona (IP)* version).

The results are shown in Table 22,23. On the PerDOC dataset, our fine-tuned model (PerSE-Llama3-8B) achieved the highest accuracy (0.633), outperforming both the LLaMA2-based PerSE and GPT-4o. On the other hand, in the PerMPST dataset, GPT-4o showed the highest correlation with human preferences, as measured by Pearson, Spearman, and Kendall correlation coefficients.

Based on these results, we adopt PerSE-Llama3-8B as the LLM judge for story evaluation in the PerDOC setting, and GPT-4o⁸ as the LLM judge for the PerMPST setting.

B.2 Human Evaluation Protocol

We conducted a user study to evaluate the proposed method with real participants. The entire evaluation was performed end-to-end through a custom-built web application, which handled user preference collection, story generation, and user evaluation. A screenshot of the application interface is shown in Figure 5.

Preference Collection. At the beginning of the study, each participant was shown four movie synopses, manually selected from the PerMPST dataset to ensure genre diversity. These four synopses were identical across all participants. For each summary, participants were asked to rate their preference on a 10-point Likert scale (1 = dislike, 10 = like) and provide review comments. The resulting set of four (*synopsis*, *score*, *comment*) tuples was used as the user’s interaction history H_u .

⁸gpt-4o-2024-08-06

Refinement prompt template $\text{prompt}_{\text{refine}}$ used by the refinement agent in the PerDOC setting.

You are a professional fiction editor. Your task is to refine a story plot based on the given feedback while strictly preserving the structural format.

You may rewrite, add, modify, or delete parts of the text as needed to improve the story based on the feedback.

[Feedback Start]

{feedback}

[Feedback End]

[Structural Template Start]

Premise:

The fundamental premise of the story.

****Do not change the Premise under any circumstances.****

Setting:

Information about the story’s setting.

Include only the setting description that begins with 'The story is set in'.

Characters:

A list of main characters, including their names and portraits.

Outline:

A structured summary of the story.

You must write exactly ****FOUR** top-level items^{**}, numbered 1 to 4.

Each item must contain at least one sub-point, and may include up to four (a-d).

Using fewer than four is acceptable if appropriate.

[Structural Template End]

Output Requirements:

- **The refined plot must be between 500-550 tokens in length.****
 - The final text must be complete, coherent, and self-contained.
 - Return only the refined plot using the exact structure. Additional explanations or comments are not allowed.
 - **The Outline section must contain EXACTLY four top-level items (1 to 4), and each must include AT LEAST one sub-point (a-d).**** You may include up to four sub-points per item if appropriate.
-

Table 20: Refinement prompt template $\text{prompt}_{\text{refine}}$ used by the refinement agent in the PerDOC setting.

Refinement prompt template $\text{prompt}_{\text{refine}}$ used by the refinement agent in the PerMPST setting.

This task requires refining a plot based on the provided feedback.
The refined plot must incorporate the provided feedback.

[Feedback Start]
{feedback}
[Feedback End]

—

[Instructions for Refinement]
- Accurately apply the feedback while maintaining the essence of the original plot.

[Output Requirements]
- Strictly follow the structural template.
- Modifications to the Premise are not permitted. premise - {premise}
- Apply the necessary modifications while ensuring consistency and logical coherence.
- Please keep the number of words similar to the original plot.
- Include only the refined plot. Additional explanations or comments are not required.

Table 21: Refinement prompt template $\text{prompt}_{\text{refine}}$ used by the refinement agent in the PerMPST setting.

Story Generation. Given each H_u and a set of four pre-defined premises c , we generated stories using three methods: Prompt-Persona (PP), Self-Refine (SR), and our proposed full-configuration method, EPER. For each of the four premises, one story was generated by each method, resulting in $3 \times 4 = 12$ stories per participant. The three stories for each premise were randomly shuffled before being presented.

Story Evaluation. Participants rated each story on a 10-point scale (1 = dislike, 10 = like). In cases where multiple stories received the same score, participants were asked to assign a ranking (1 to 3) to indicate relative preference. This process was repeated for all four premises.

Rubric Evaluation. After the story evaluation, participants were shown the rubric generated by EPER for their preferences. They were then asked to evaluate how well the rubric reflected their preference criteria using a 5-point Likert scale (1 = not appropriate, 5 = very appropriate).

Participants. A total of 11 participants were recruited from graduate programs (master’s and doctoral levels) at our university. For non-English speakers (e.g., Japanese-speaking participants), the stories and rubrics were translated into their native language using GPT-4o, which has demonstrated strong translation performance. The quality and fidelity of these translations were verified by both the authors and fluent English speakers to ensure that the translated texts preserved the original intent and nuances. The entire procedure, including instructions and story generation time, was completed within approximately 60 minutes per participant. Participants received a monetary compensation of 1,500 JPY for their participation, which is consistent

with standard compensation rates for similar user studies in Japan.

C Generated Plot Length Distribution

Figure 6 shows the distribution of generated story lengths in the PerDOC setting, with the corresponding average and median values summarized in Table 24. Similarly, Figure 7 and Table 25 present the distribution, average, and median of story lengths in the PerMPST setting.

As shown in Tables 24 and 25, stories generated in the PerDOC setting tend to be longer than those in the PerMPST setting.

The concentration of story lengths at specific token counts in some methods, as observed in Figures 6 and 7, is due to explicit token-length constraints imposed via prompts. For methods that involve critique-and-refine loops (e.g., Self-Refine, EPER), we observed a tendency for story length to increase with each iteration if such constraints were not strictly enforced.

To ensure fair comparison across models and to accommodate the context length limitations of LLM judges, we applied explicit length constraints during generation. All token lengths reported here are measured using the LLaMA 3 tokenizer. For example, Appendix 20.

D Additional Analysis

D.1 Aspect-Wise Win Rate Analysis on PerDOC

In the PerDOC setting, the goal is to generate stories that align with user preferences on specific aspects. There are five evaluation aspects defined in the dataset: Interestingness, Surprise, Adaptability, Character Quality, and Ending Satisfaction (Zhu et al. 2023b). Users’ interaction histories were also collected in alignment with these aspects.

Figure 8 shows the aspect-wise win rates for each method. As shown, our full method EPER (a complete configuration of PREFINE) achieves consistently higher win rates across most aspects compared to both baselines and its own variants.

D.2 Aspect-Wise Win Rate Analysis Starting from Prompt-Expert-Persona(PEP) Outputs on PerDOC

Figure 9 shows the aspect-wise win rates when EPER is applied to stories already personalized using Prompt-Expert-Persona (PEP). The results also include Prompt-Persona (PP) for reference. We observe that PEP consistently outperforms PP across all aspects, indicating that PEP already produces significantly personalized outputs. Moreover, EPER further improves upon PEP in every aspect, demonstrating that our method is capable of enhancing personalization even when starting from an already strongly personalized story.

D.3 Score Analysis Starting from Prompt-Expert-Persona(PEP) Outputs on PerMPST

Table 26 shows the results of applying EPER to stories already personalized using Prompt-Expert-Persona (PEP) in

	Interestingness	Adaptability	Surprise	Character	Ending	Average
GPT-4(from (Wang et al. 2024))	0.502	0.496	0.596	0.506	0.543	0.529
GPT-4o	0.462	0.473	0.491	0.463	0.497	0.476
PerSE-Llama2 (7B, from (Wang et al. 2024))	0.572	0.565	0.619	0.565	0.560	0.576
PerSE-Llama2 (13B, from (Wang et al. 2024))	0.621	0.570	0.616	0.607	0.597	0.602
PerSE-Llama3 (8B)	0.594	0.643	0.683	0.617	0.642	0.633

Table 22: Evaluation accuracy across five aspects on the PerDOC dataset. Each model predicts user preferences based on the interaction history H_u , with the number of interactions fixed at $K = 1$, consistent with the setting in (Wang et al. 2024). Bold values indicate the highest score in each aspect. Results for GPT-4 and PerSE-Llama2 models are reproduced from (Wang et al. 2024); all others are newly evaluated.

	Pearson	Spearman	Kendall
GPT-4 (from (Wang et al. 2024))	0.315	0.312	0.253
GPT-4o	0.3831	0.4065	0.3239
PerSE-Llama2 (7B, from (Wang et al. 2024))	0.307	0.329	0.263
PerSE-Llama2 (13B, from (Wang et al. 2024))	0.345	0.368	0.293
PerSE-Llama3 (8B)	0.3647	0.3817	0.3074

Table 23: Correlation coefficients (Pearson, Spearman, Kendall) between predicted and human-annotated ground-truth scores in the PerMPST dataset. The results for GPT-4 and PerSE (based on LLaMA2) are taken directly from the original study (Wang et al. 2024). Note that these values correspond to the condition where the number of interaction histories $K = 3$ is provided as input. In contrast, the results for GPT-4o and our Llama3-based PerSE were computed under the $K = 4$ condition. However, according to Figure 3 in (Wang et al. 2024), the performance of Llama2-based PerSE remains largely unchanged between $K = 3$ and $K = 4$, and GPT-4o consistently shows the highest correlation with human judgments. Bold values indicate the highest correlation score. Based on these findings, we adopt GPT-4o as the LLM judge for the PerMPST setting in our experiments.

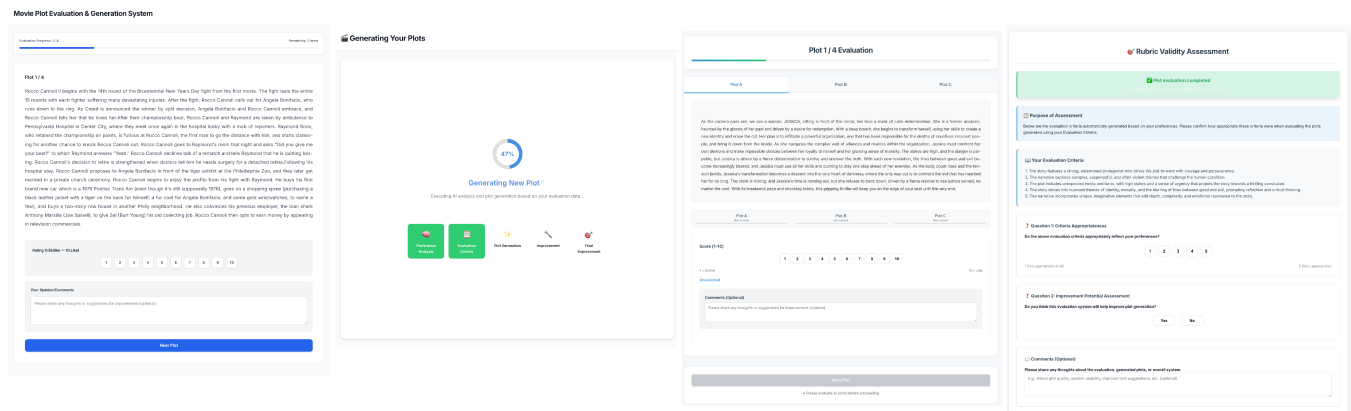


Figure 5: Interface of the web application used in the user study. The application enables end-to-end evaluation by collecting user preferences (via synopsis ratings and comments), presenting generated stories for evaluation, and collecting user feedback on personalized user-specific rubrics.

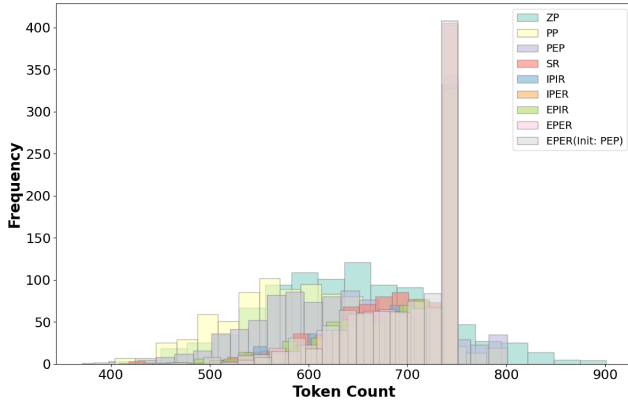


Figure 6: Distribution of generated story lengths (in tokens) in the PerDOC setting. Token lengths are measured using the LLaMA 3 tokenizer. Each method exhibits a different distribution, with some showing sharp peaks due to explicit length constraints in prompts.

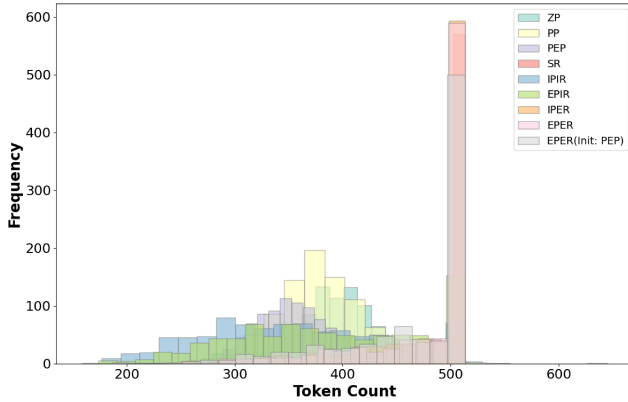


Figure 7: Distribution of generated story lengths (in tokens) in the PerMPST setting. Token lengths are measured using the LLaMA 3 tokenizer. Each method exhibits a different distribution, with some showing sharp peaks due to explicit length constraints in prompts. Compared to PerDOC, the generated stories tend to be shorter.

Table 24: Token length statistics of generated story plots (PerDOC). Mean and median token counts are shown for each method. Token lengths are measured using the LLaMA 3 tokenizer.

Method	Mean	Median
Zero-Persona (ZP)	641.39	639.00
Prompt-Persona (PP)	600.56	595.50
Prompt-Expert-Persona (PEP)	631.51	628.00
Self-Refine (SR)	690.12	703.00
IPIR	692.03	709.00
IPER	701.17	721.00
EPIR	689.15	705.50
EPER	698.29	719.00
EPER (Init: PEP)	698.55	719.00

Table 25: Token length statistics of generated story plots (PerMPST). Mean and median token counts are shown for each method. Token lengths are measured using the LLaMA 3 tokenizer.

Method	Mean	Median
Zero-Persona (ZP)	398.21	396.00
Prompt-Persona (PP)	381.09	379.00
Prompt-Expert-Persona (PEP)	352.11	352.00
Self-Refine (SR)	486.52	513.00
IPIR	356.88	350.00
EPIR	390.15	385.00
IPER	482.26	513.00
EPER	480.87	513.00
EPER (Init: PEP)	467.72	512.00

the PerMPST setting. We did not observe any significant improvement in scores when applying EPER over PEP. We attribute this to the limited opportunity for further personalization, possibly due to the relatively short length of the generated stories in the PerMPST style (see Appendix C).

Table 26: Comparison of scores between PEP and EPER (initialized from PEP outputs) on the PerMPST dataset, along with results of two-sided Wilcoxon signed-rank tests ($n = 900$) comparing each method against EPER (Init: PEP). No significant improvement was observed when applying EPER, suggesting limited room for further personalization. .

Method	Score (mean \pm std)	p -value
Prompt-Persona (PP)	7.23 ± 1.47	$< 10^{-10}$
Prompt-Expert-Persona (PEP)	7.45 ± 1.39	0.96
EPER (Init: PEP)	7.45 ± 1.38	-

D.4 Analysis of Potential Evaluation Bias in User-Specific Rubric Suitability Rating

In the main paper (Section 5.4), we observed that users who rated the generated rubric as well-aligned with their preferences tended to assign higher scores to the stories generated by PREFINE(EPER). However, this effect may be partially influenced by individual evaluation biases, such as a general tendency to give higher scores.

To investigate this possibility, we analyzed whether participants who gave high rubric ratings also consistently assigned higher scores to stories produced by other methods (e.g., Prompt-Persona (PP), Self-Refine (SR)). The results are shown in Figure 10.

Focusing on the orange boxes in the figure, we see that for PP and SR, there is no clear trend between rubric suitability rating and story score. In contrast, for EPER, a visible tendency can be observed: users who rated the rubric highly also gave higher scores to the generated stories.

This suggests that perceived rubric validity may be meaningfully related to the effectiveness of personalization in PREFINE.

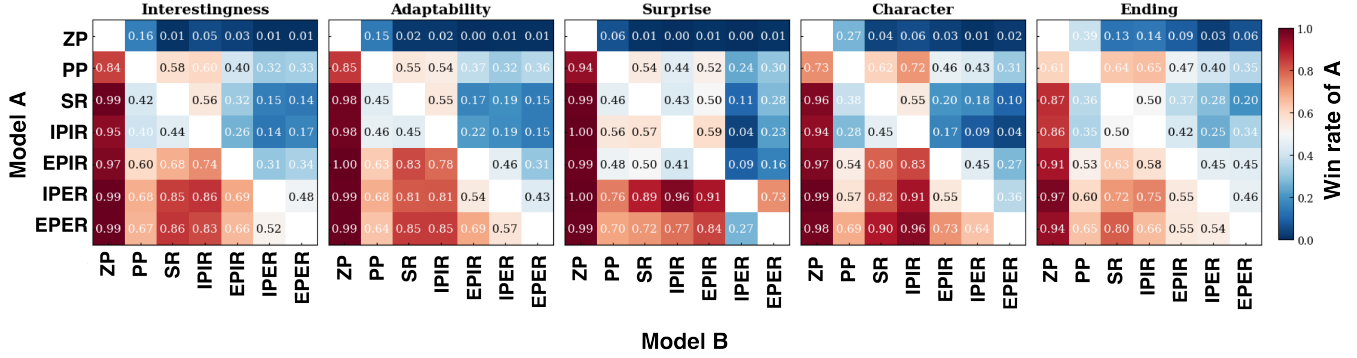


Figure 8: Aspect-wise win rate comparison in the PerDOC setting. Each matrix represents the win rate of the model on the A-side over the model on the B-side for each aspect. EPER outperforms both baseline methods and its own variants across most aspects.

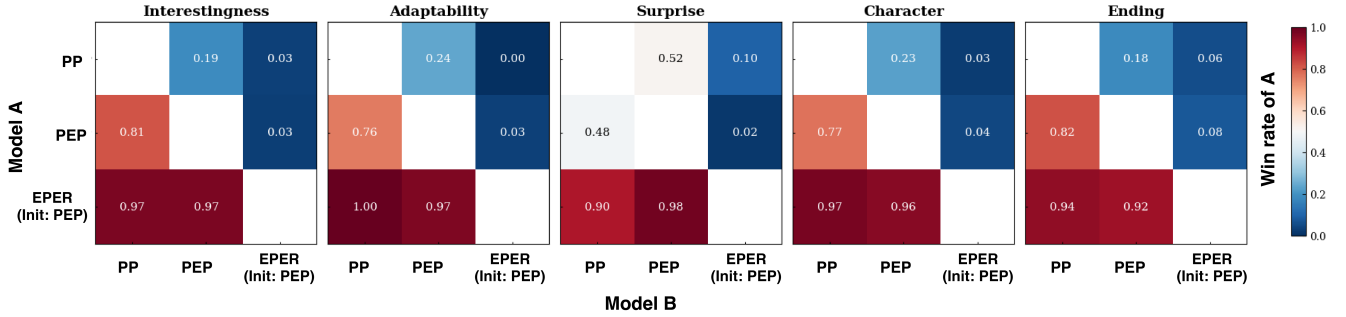


Figure 9: Aspect-wise win rate comparison among Prompt-Persona (PP), Prompt-Expert-Persona (PEP), and EPER (initialized with PEP outputs) in the PerDOC setting. PEP consistently outperforms PP across all aspects, demonstrating stronger personalization. EPER further improves upon PEP, achieving the highest win rates across all aspects.

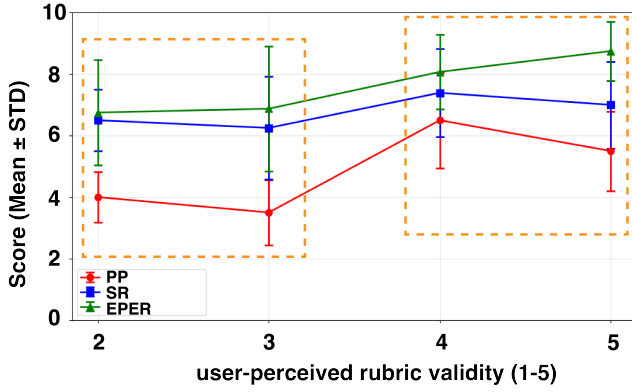


Figure 10: The relationship between users’ ratings of rubric suitability (on a 1–5 scale) and their average story scores for each generation method (PP, SR, EPER). While no clear trend is observed for PP and SR, EPER shows a visible correlation: users who perceived the rubric as more aligned with their preferences tended to assign higher scores to the generated stories.

D.5 Aspect-Wise General Story Quality Scores

Figure 11 presents the aspect-wise scores for story quality, as evaluated by the GPT-4o judge based on the six criteria defined in the HANNA framework (Chhun et al. 2022). The evaluation was conducted on two random subsets of 200 stories each, sampled from the PerDOC and PerMPST outputs respectively.

Across most aspects, EPER achieves scores comparable to Self-Refine (SR), a method explicitly designed to enhance story quality according to general rubrics. This is particularly notable, as EPER was not directly optimized for these criteria but instead for user personalization. These results suggest that EPER is capable of maintaining strong general story quality—on par with established baselines—while simultaneously achieving effective personalization.

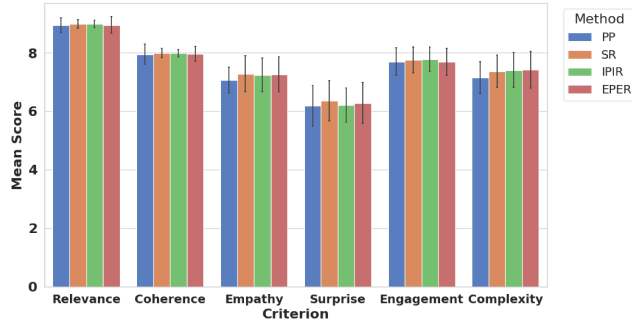


Figure 11: Aspect-wise story quality scores based on the six criteria defined in (Chhun et al. 2022), as evaluated by GPT-4o on random subsets (200 stories each) from PerDOC and PerMPST. Error bars indicate standard deviation across samples. EPER achieves comparable quality to Self-Refine (SR) across most aspects, despite being optimized for personalization.

E Implementation and Reproducibility Details

All experiments were conducted with a fixed random seed (seed = 42) to ensure consistency across runs. Due to inference cost constraints, each configuration was executed once. The temperature was set to 0.7 for story generation tasks and 0 for evaluation.

Model Configuration. We used LLaMA-3-70B for some agent, accessed via the Together.ai⁹ API. Fine-tuning of LLaMA-based models (e.g., PerSE-Llama3(8B)) was also performed on the Together.ai platform, following the same training settings as in Wang et al. (2024), including dataset splits, learning rates, and number of training steps, etc.

Computing Environment. All other procedures, including data preprocessing, PerSE-Llama3-8B execution, and analysis, were conducted on a local machine running Ubuntu 24.04.2 LTS with an Intel Xeon w5-2465X CPU, 256 GB of RAM, and two NVIDIA RTX 6000 Ada GPUs (48 GB each). The software environment included Python 3.11.4 and CUDA 12.9. We used PyTorch and the HuggingFace Transformers library for model implementation and inference.

E.1 Personalized Refinement Example from PERMPST

We present a concrete example illustrating how PREFINE performs personalized story refinement using a user-specific rubric under the EPER configuration.

User-Specific Rubric The following rubric was generated to reflect a particular user’s preferences, based on their interaction history:

- The story features complex, high-stakes situations that drive the plot forward.
- Characters are authentic, multi-dimensional, and willing to challenge authority.
- The narrative incorporates realistic and innovative story-telling techniques.
- The plot explores complex moral issues and emotional themes in a nuanced manner.
- The story has a strong sense of autonomy and self-determination in its characters’ actions.

Using this rubric, the critique-and-refine process was iteratively conducted. Table 27 illustrates an example refinement cycle, including the initial story, generated critiques, and corresponding improved versions.

⁹<https://www.together.ai/>

Table 27: Example of a critique-and-refine cycle for personalization using PREFINE under the EPER configuration. This example illustrates the process from the initial plot generation through the second round of critique. It demonstrates how the output is progressively improved according to the user-specific rubric. While the full refinement consists of seven iterative cycles, only the first part is shown here due to space limitations.

Stage	Content
Initial Story $s^{(0)}$	In 1951, Zane Carpenter and Trace Allen are high-school seniors and friends in Willow Creek, a small, declining Southern United States town. As they navigate the complexities of adolescence, they find themselves at a crossroads, torn between pursuing their individual dreams and staying in their hometown to support their families. Zane, the charismatic and confident one, has always been destined for greatness, with a scholarship to a prestigious university awaiting him. Trace, on the other hand, is more reserved and introspective, with a passion for writing that he hopes to turn into a career. Despite their differences, they share a deep bond, forged through years of shared experiences and adventures in the small town. One fateful night, they stumble upon a mysterious and beautiful stranger, Emily, who has just arrived in Willow Creek, and their lives are forever changed. Emily's presence awakens a sense of restlessness and longing in both Zane and Trace, forcing them to confront their own desires and aspirations. As they spend more time with Emily, they begin to see their town and their lives in a different light, and the possibility of escape and new beginnings becomes tantalizingly real. The trio's friendship deepens, but it also creates tension and conflict, particularly when Zane and Trace find themselves falling for Emily's charms. As the summer of 1951 draws to a close, Zane, Trace, and Emily must make difficult choices that will determine the course of their lives and the future of their relationships. The town of Willow Creek, with its faded grandeur and narrow expectations, serves as a poignant backdrop for their struggles and triumphs. Ultimately, the friends must decide whether to stay in the only home they have ever known or to take a chance on the unknown, and the consequences of their decisions will haunt them for years to come. With the fate of their friendships and their futures hanging in the balance, Zane, Trace, and Emily must navigate the complexities of love, loyalty, and ambition in a small town where everyone knows each other's secrets.
Feedback $F^{(1)}$	<p>Criterion: The story features complex, high-stakes situations that drive the plot forward. Score: 6 Explanation: The plot revolves around the characters' personal struggles and relationships, but the stakes could be higher. Suggestion: Introduce external conflicts, such as economic or social pressures, to raise the stakes and create more tension.</p> <p>Criterion: Characters are authentic, multi-dimensional, and willing to challenge authority. Score: 7 Explanation: Zane and Trace have distinct personalities, but their willingness to challenge authority is not fully explored. Suggestion: Show the characters questioning or defying the town's expectations and norms to add depth to their personalities.</p> <p>Criterion: The narrative incorporates realistic and innovative storytelling techniques. Score: 5 Explanation: The narrative is straightforward and lacks unique storytelling elements. Suggestion: Incorporate non-linear storytelling or unconventional narrative structures to add innovation.</p> <p>Criterion: The plot explores complex moral issues and emotional themes in a nuanced manner. Score: 8 Explanation: The story touches on themes of love, loyalty, and ambition, but could delve deeper into moral complexities. Suggestion: Introduce gray areas and conflicting values to create more nuanced moral dilemmas.</p> <p>Criterion: The story has a strong sense of autonomy and self-determination in its characters' actions. Score: 7 Explanation: The characters' decisions are influenced by their relationships and the town's expectations. Suggestion: Emphasize the characters' independent decision-making and self-directed actions to increase their autonomy.</p>
Refined Story $s^{(01)}$	In 1951, Zane Carpenter and Trace Allen are high-school seniors and friends in Willow Creek, a small, declining Southern United States town. As they navigate the complexities of adolescence, they find themselves at a crossroads, torn between pursuing their individual dreams and staying in their hometown to support their families amidst the looming threat of the town's textile mill closure, which would devastate the local economy. Zane, the charismatic and confident one, has always been destined for greatness, with a scholarship to a prestigious university awaiting him, but he begins to question the town's expectations and the true cost of his ambition. Trace, on the other hand, is more reserved and introspective, with a passion for writing that he hopes to turn into a career, and he starts to secretly write for an underground newspaper that challenges the town's conservative values. Their lives are forever changed when they stumble upon a mysterious and beautiful stranger, Emily, who has just arrived in Willow Creek, and they find themselves drawn to her free-spirited nature and her own moral dilemmas, as she is hiding a dark secret that could ruin her reputation in the town. As the summer of 1951 unfolds in a non-linear narrative, the trio's friendship deepens, but it also creates tension and conflict, particularly when Zane and Trace find themselves falling for Emily's charms, and they must confront the gray areas between love, loyalty, and ambition. Through a series of flashbacks and fragmented memories, the story reveals the characters' inner struggles and their willingness to challenge authority, as they make difficult choices that will determine the course of their lives and the future of their relationships, ultimately deciding whether to stay in the only home they have ever known or to take a chance on the unknown, with their autonomy and self-determination guiding their decisions.
Feedback $F^{(2)}$	<p>Criterion: The story features complex, high-stakes situations that drive the plot forward. Score: 7 Explanation: The plot has a clear conflict with the textile mill closure, but it's somewhat predictable. Suggestion: Introduce unexpected twists, like a personal tragedy or a town-wide crisis.</p> <p>Criterion: Characters are authentic, multi-dimensional, and willing to challenge authority. Score: 8 Explanation: Zane and Trace have distinct personalities, but Emily's character feels somewhat mysterious. Suggestion: Add more depth to Emily's backstory and motivations.</p> <p>Criterion: The narrative incorporates realistic and innovative storytelling techniques. Score: 8 Explanation: The non-linear narrative is engaging, but the use of flashbacks is not particularly innovative. Suggestion: Experiment with unconventional narrative structures or formats.</p> <p>Criterion: The plot explores complex moral issues and emotional themes in a nuanced manner. Score: 9 Explanation: The story tackles themes of ambition, loyalty, and identity in a thoughtful way. Suggestion: Delve deeper into the gray areas between right and wrong.</p> <p>Criterion: The story has a strong sense of autonomy and self-determination in its characters' actions. Score: 8 Explanation: The characters make difficult choices, but their decisions feel somewhat influenced by external factors. Suggestion: Emphasize the characters' inner drives and desires to make their choices feel more self-directed.</p>

References

- Bae, M.; and Kim, H. 2024. Collective Critics for Creative Story Generation. In Al-Onaizan, Y.; Bansal, M.; and Chen, Y.-N., eds., *Proceedings of the 2024 Conference on Empirical Methods in Natural Language Processing*, 18784–18819. Miami, Florida, USA: Association for Computational Linguistics.
- Balepur, N.; Padmakumar, V.; Yang, F.; Feng, S.; Rudinger, R.; and Boyd-Graber, J. L. 2025. Whose Boat Does it Float? Improving Personalization in Preference Tuning via Inferred User Personas. In Che, W.; Nabende, J.; Shutova, E.; and Pilehvar, M. T., eds., *Proceedings of the 63rd Annual Meeting of the Association for Computational Linguistics (Volume 1: Long Papers)*, 3371–3393. Vienna, Austria: Association for Computational Linguistics. ISBN 979-8-89176-251-0.
- Chen, J.; Wang, X.; Xu, R.; Yuan, S.; Zhang, Y.; Shi, W.; Xie, J.; Li, S.; Yang, R.; Zhu, T.; Chen, A.; Li, N.; Chen, L.; Hu, C.; Wu, S.; Ren, S.; Fu, Z.; and Xiao, Y. 2024. From Persona to Personalization: A Survey on Role-Playing Language Agents. *Transactions on Machine Learning Research*. Survey Certification.
- Chhun, C.; Colombo, P.; Suchanek, F. M.; and Clavel, C. 2022. Of Human Criteria and Automatic Metrics: A Benchmark of the Evaluation of Story Generation. In Calzolari, N.; Huang, C.-R.; Kim, H.; Pustejovsky, J.; Wanner, L.; Choi, K.-S.; Ryu, P.-M.; Chen, H.-H.; Donatelli, L.; Ji, H.; Kurohashi, S.; Paggio, P.; Xue, N.; Kim, S.; Hahn, Y.; He, Z.; Lee, T. K.; Santus, E.; Bond, F.; and Na, S.-H., eds., *Proceedings of the 29th International Conference on Computational Linguistics*, 5794–5836. Gyeongju, Republic of Korea: International Committee on Computational Linguistics.
- Deshpande, A.; Murahari, V.; Rajpurohit, T.; Kalyan, A.; and Narasimhan, K. 2023. Toxicity in chatgpt: Analyzing persona-assigned language models. In Bouamor, H.; Pino, J.; and Bali, K., eds., *Findings of the Association for Computational Linguistics: EMNLP 2023*, 1236–1270. Singapore: Association for Computational Linguistics.
- Gou, Z.; Shao, Z.; Gong, Y.; Shen, Y.; Yang, Y.; Duan, N.; and Chen, W. 2024. CRITIC: Large Language Models Can Self-Correct with Tool-Interactive Critiquing. In (Gou et al. 2024).
- Gu, J.; Jiang, X.; Shi, Z.; Tan, H.; Zhai, X.; Xu, C.; Li, W.; Shen, Y.; Ma, S.; Liu, H.; Wang, S.; Zhang, K.; Wang, Y.; Gao, W.; Ni, L.; and Guo, J. 2025. A Survey on LLM-as-a-Judge. arXiv:2411.15594.
- Jiang, H.; Zhang, X.; Cao, X.; Breazeal, C.; Roy, D.; and Kabbara, J. 2024. PersonaLLM: Investigating the Ability of Large Language Models to Express Personality Traits. In Duh, K.; Gomez, H.; and Bethard, S., eds., *Findings of the Association for Computational Linguistics: NAACL 2024*, 3605–3627. Mexico City, Mexico: Association for Computational Linguistics.
- Kar, S.; Maharjan, S.; López-Monroy, A. P.; and Solorio, T. 2018. MPST: A Corpus of Movie Plot Synopses with Tags. In Calzolari, N.; Choukri, K.; Cieri, C.; Declerck, T.; Goggi, S.; Hasida, K.; Isahara, H.; Maegaard, B.; Mariani, J.; Mazo, H.; Moreno, A.; Odijk, J.; Piperidis, S.; and Tokunaga, T., eds., *Proceedings of the Eleventh International Conference on Language Resources and Evaluation (LREC 2018)*. Miyazaki, Japan: European Language Resources Association (ELRA).
- Kumar, N. A.; Pham, C. M.; Iyyer, M.; and Lan, A. 2025. Whose story is it? Personalizing story generation by inferring author styles. arXiv:2502.13028.
- Lin, Z.; Gou, Z.; Liang, T.; Luo, R.; Liu, H.; and Yang, Y. 2024. CriticBench: Benchmarking LLMs for Critique-Correct Reasoning. In Ku, L.-W.; Martins, A.; and Srikumar, V., eds., *Findings of the Association for Computational Linguistics: ACL 2024*, 1552–1587. Bangkok, Thailand: Association for Computational Linguistics.
- Madaan, A.; Tandon, N.; Gupta, P.; Hallinan, S.; Gao, L.; Wiegrefe, S.; Alon, U.; Dziri, N.; Prabhunoy, S.; Yang, Y.; Gupta, S.; Majumder, B. P.; Hermann, K.; Welleck, S.; Yazdanbakhsh, A.; and Clark, P. 2023a. SELF-REFINE: iterative refinement with self-feedback. In *Proceedings of the 37th International Conference on Neural Information Processing Systems, NIPS '23*. Red Hook, NY, USA: Curran Associates Inc.
- Madaan, A.; Tandon, N.; Gupta, P.; Hallinan, S.; Gao, L.; Wiegrefe, S.; Alon, U.; Dziri, N.; Prabhunoy, S.; Yang, Y.; et al. 2023b. Self-refine: Iterative refinement with self-feedback. *Advances in Neural Information Processing Systems*, 36: 46534–46594.
- Mok, J.; Kim, I.-h.; Park, S.; and Yoon, S. 2025. Exploring the Potential of LLMs as Personalized Assistants: Dataset, Evaluation, and Analysis. In Che, W.; Nabende, J.; Shutova, E.; and Pilehvar, M. T., eds., *Proceedings of the 63rd Annual Meeting of the Association for Computational Linguistics (Volume 1: Long Papers)*, 10212–10239. Vienna, Austria: Association for Computational Linguistics. ISBN 979-8-89176-251-0.
- Pan, L.; Saxon, M.; Xu, W.; Nathani, D.; Wang, X.; and Wang, W. Y. 2024. Automatically Correcting Large Language Models: Surveying the Landscape of Diverse Automated Correction Strategies. *Transactions of the Association for Computational Linguistics*, 12: 484–506.
- Park, J. S.; Zou, C. Q.; Shaw, A.; Hill, B. M.; Cai, C.; Morris, M. R.; Willer, R.; Liang, P.; and Bernstein, M. S. 2024. Generative Agent Simulations of 1,000 People. arXiv:2411.10109.
- Peng, N.; Ghazvininejad, M.; May, J.; and Knight, K. 2018. Towards Controllable Story Generation. In Mitchell, M.; Huang, T.-H. K.; Ferraro, F.; and Misra, I., eds., *Proceedings of the First Workshop on Storytelling*, 43–49. New Orleans, Louisiana: Association for Computational Linguistics.
- Sahoo, A.; Karnuthala, J. K.; Budhwani, T. P.; Agarwal, P.; Vaidyanathan, S.; Siu, A.; Dernoncourt, F.; Healey, J.; Lipka, N.; Rossi, R.; Bhattacharya, U.; and Kveton, B. 2025. Quantitative LLM Judges. arXiv:2506.02945.
- Santurkar, S.; Durmus, E.; Ladhak, F.; Lee, C.; Liang, P.; and Hashimoto, T. 2023. Whose opinions do language models reflect? In *Proceedings of the 40th International Conference on Machine Learning, ICML'23*. JMLR.org.
- Tan, Z.; Zeng, Q.; Tian, Y.; Liu, Z.; Yin, B.; and Jiang, M. 2024. Democratizing Large Language Models via Personalized Parameter-Efficient Fine-tuning. In Al-Onaizan, Y.; Bansal, M.; and Chen, Y.-N., eds., *Proceedings of the 2024 Conference on Empirical Methods in Natural Language Processing*, 6476–6491. Miami, Florida, USA: Association for Computational Linguistics.
- Wang, D.; Yang, K.; Zhu, H.; Yang, X.; Cohen, A.; Li, L.; and Tian, Y. 2024. Learning Personalized Alignment for Evaluating Open-ended Text Generation. In Al-Onaizan, Y.; Bansal, M.; and Chen, Y.-N., eds., *Proceedings of the 2024 Conference on Empirical Methods in Natural Language Processing*, 13274–13292. Miami, Florida, USA: Association for Computational Linguistics.
- Xu, Y.; Zhang, J.; Salemi, A.; Hu, X.; Wang, W.; Feng, F.; Zamani, H.; He, X.; and Chua, T.-S. 2025. Personalized Generation In Large Model Era: A Survey. In Che, W.; Nabende, J.; Shutova, E.; and Pilehvar, M. T., eds., *Proceedings of the 63rd Annual Meeting of the Association for Computational Linguistics (Volume 1: Long Papers)*, 24607–24649. Vienna, Austria: Association for Computational Linguistics. ISBN 979-8-89176-251-0.

Yang, K.; Tian, Y.; Peng, N.; and Klein, D. 2022. Re3: Generating Longer Stories With Recursive Reprompting and Revision. In Goldberg, Y.; Kozareva, Z.; and Zhang, Y., eds., *Proceedings of the 2022 Conference on Empirical Methods in Natural Language Processing*, 4393–4479. Abu Dhabi, United Arab Emirates: Association for Computational Linguistics.

Zheng, L.; Chiang, W.-L.; Sheng, Y.; Zhuang, S.; Wu, Z.; Zhuang, Y.; Lin, Z.; Li, Z.; Li, D.; Xing, E. P.; Zhang, H.; Gonzalez, J. E.; and Stoica, I. 2023. Judging LLM-as-a-judge with MT-bench and Chatbot Arena. In *Proceedings of the 37th International Conference on Neural Information Processing Systems*, NIPS '23. Red Hook, NY, USA: Curran Associates Inc.

Zhu, H.; Cohen, A.; Wang, D.; Yang, K.; Yang, X.; Jiao, J.; and Tian, Y. 2023a. End-to-end story plot generator. *arXiv preprint arXiv:2310.08796*.

Zhu, H.; Cohen, A.; Wang, D.; Yang, K.; Yang, X.; Jiao, J.; and Tian, Y. 2023b. End-to-end story plot generator. *arXiv preprint arXiv:2310.08796*.