

# Doc-Researcher: A Unified System for Multimodal Document Parsing and Deep Research

Kuicai Dong\*, Shurui Huang\*, Fangda Ye\*, Wei Han, Zhi Zhang, Dexun Li, Wenjun Li, Qu Yang,  
Gang Wang, Yichao Wang, Chen Zhang, Yong Liu  
Huawei Technologies Co., Ltd.

\* denotes co-first authors; correspond to {dong.kuicai, liu.yong6}@huawei.com

## Abstract

Deep Research systems have revolutionized how LLMs solve complex questions through iterative reasoning and evidence gathering. However, current systems remain fundamentally constrained to textual web data, overlooking the vast knowledge embedded in multimodal documents: scientific papers, technical reports, and financial documents where critical information exists in figures, tables, charts, and equations. Processing such documents demands sophisticated parsing to preserve visual semantics, intelligent chunking to maintain structural coherence, and adaptive retrieval across modalities, which are capabilities absent in existing systems. In response, we present **Doc-Researcher**, a unified system that bridges this gap through three integrated components: (i) **deep multimodal parsing** that preserves layout structure and visual semantics while creating multi-granular representations from chunk to document level, (ii) **systematic retrieval architecture** supporting text-only, vision-only, and hybrid paradigms with dynamic granularity selection, and (iii) **iterative multi-agent workflows** that decompose complex queries, progressively accumulate evidence, and synthesize comprehensive answers across documents and modalities. To enable rigorous evaluation, we introduce **M4DocBench**, the first benchmark for Multi-modal, Multi-hop, Multi-document, and Multi-turn deep research. Featuring 158 expert-annotated questions with complete evidence chains across 304 documents, M4DocBench tests capabilities that existing benchmarks cannot assess. Experiments demonstrate that Doc-Researcher achieves 50.6% accuracy, 3.4× better than state-of-the-art baselines, validating that effective document research requires not just better retrieval, but fundamentally deep parsing that preserve multimodal integrity and support iterative research. Our work establishes a new paradigm for conducting deep research on multimodal document collections.

## CCS Concepts

• Information systems → Multimodal Deep Research.

## Keywords

Multimodal Document Parsing, Deep Research, Agentic RAG

Permission to make digital or hard copies of all or part of this work for personal or classroom use is granted without fee provided that copies are not made or distributed for profit or commercial advantage and that copies bear this notice and the full citation on the first page. Copyrights for components of this work owned by others than the author(s) must be honored. Abstracting with credit is permitted. To copy otherwise, or republish, to post on servers or to redistribute to lists, requires prior specific permission and/or a fee. Request permissions from permissions@acm.org.

xxx, Woodstock, NY

© 2018 Copyright held by the owner/author(s). Publication rights licensed to ACM.

ACM ISBN 978-1-4503-XXXX-X/2018/06

<https://doi.org/XXXXXXX.XXXXXXX>

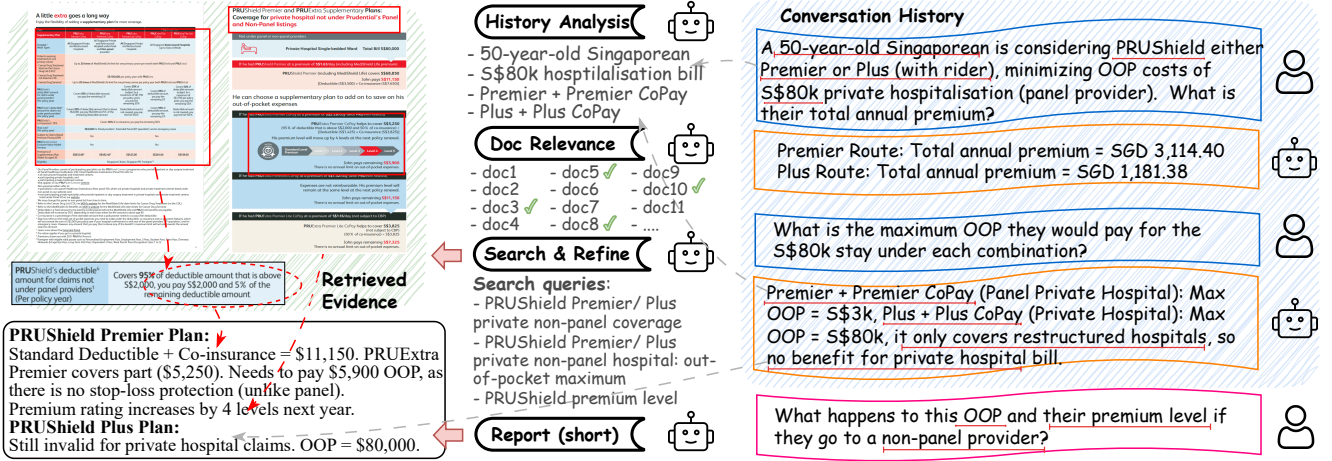
## ACM Reference Format:

Kuicai Dong\*, Shurui Huang\*, Fangda Ye\*, Wei Han, Zhi Zhang, Dexun Li, Wenjun Li, Qu Yang, Gang Wang, Yichao Wang, Chen Zhang, Yong Liu. 2018. Doc-Researcher: A Unified System for Multimodal Document Parsing and Deep Research. In *Proceedings of xxx*. ACM, New York, NY, USA, 13 pages. <https://doi.org/XXXXXXX.XXXXXXX>

## 1 Introduction

Recently, agentic retrieval-augmented generation (RAG) systems have significantly transformed the way LLMs retrieve, organize, and present information [30, 43]. Agentic RAG enhances traditional RAG paradigm by enabling systems to plan retrieval strategies, invoke external tools, adaptively refine queries, and validate context [18]. These capabilities underpin recent Deep Research systems [13], which support complex reasoning [14, 17–19] and research workflows [9, 20]. However, current deep research systems [37] remain constrained by their exclusive focus on *textual web data*. This limitation overlooks the reality that professional and academic documents (e.g., scientific papers, technical reports, financial reports, brochures, etc) are inherently multimodal, seamlessly integrating text with images, tables, equations, and charts [33, 44]. Moreover, these systems lack the capability to process locally stored documents, forcing users to rely solely on publicly available web content rather than their own document repositories.

To facilitate multimodal document understanding, recent agentic RAG systems (e.g., MDocAgent [12] and M3DocRAG [3]) have emerged. However, these systems exhibit three critical limitations: (1) **Inadequate multimodal parsing**. Current approaches rely on simplistic parsing strategies: either converting documents into OCR-text [41] or treating them as raw page screenshots [10, 12]. Both methods fail to preserve modality-specific characteristics and rich visual semantics inherent in charts, tables, figures, equations, and complex layouts. (2) **Limited retrieval strategies**. Existing systems employ retrieval mechanisms based solely on OCR-extracted text chunks or full-page screenshots, hindering precise multimodal evidence localization. Different research tasks demand varying granularities: document-level summaries [7] for comparative analysis, fine-grained chunks [8] for specific evidence extraction, or visual elements for multimodal understanding. Yet current systems lack mechanisms to dynamically select optimal retrieval strategies across modalities and granularity levels (e.g., full-text, summary, page, chunk) based on query characteristics. (3) **Absence of deep research capabilities**. Current systems are confined to single-round visual QA rather than supporting iterative, multi-step research workflows. Furthermore, no evaluation framework comprehensively assesses multimodal document understanding in realistic research scenarios: particularly those requiring large-scale



**Figure 1: An typical use case of multimodal doc deep research.** The user asks a multi-hop question in the context of multi-turn conversations, where ground-truth evidence spans across multiple documents and modalities. The demo conversations, evidence, and answer are shortened for simplicity. Refer to more examples and evidence-chain annotations in Figure 4.

document collections with annotated evidence chains, multi-hop reasoning, and multi-turn interactions (Figure 1). In contrast, existing document QA benchmarks focus primarily on single-document scenarios [5, 23] (Table 1).

To address these challenges, we introduce **DOC-RESEARCHER**, a unified system that integrates sophisticated multimodal document parsing with multi-agent deep research capabilities. Our approach makes three key contributions: (1) **Deep multimodal parsing** (§3.1). We develop a comprehensive parsing framework that employs MinerU [39] for layout-aware document analysis, followed by intelligent chunking strategies and multimodal content processing. This framework creates multi-granular document representations that preserve both structural and semantic information, enabling efficient multimodal retrieval. (2) **Systematic retrieval architecture** (§3.2). We conduct extensive experiments on multimodal retrieval paradigms, evaluating 5 text and 5 vision retrievers alongside various reranking and query extension strategies. Our analysis reveals the effectiveness-efficiency tradeoffs among text-only, vision-only, and hybrid approaches. (3) **Deep research workflows** (§3.3). **DOC-RESEARCHER** supports iterative, multi-step research workflows on local document collections through intelligent planning capabilities. The framework adaptively selects optimal retrieval granularities based on query characteristics and content types, enabling complex multi-hop reasoning across documents.

Beyond the system itself, we introduce **M4DocBENCH** (§4), a comprehensive benchmark for evaluating multimodal, multi-hop, multi-document, and multi-turn deep research capabilities. This benchmark provides expert-annotated question-answer pairs with complete evidence chains, enabling rigorous assessment of document understanding in realistic research scenarios. Experimental results demonstrate that **DOC-RESEARCHER** significantly outperforms existing approaches, establishing a new paradigm for multimodal document retrieval and deep research. In summary, our contributions are threefold: (1) **Deep multimodal parsing and retrieval framework**: We develop modular, plug-and-play components for multimodal document parsing and retrieval that

can enhance any deep research system, featuring layout-aware analysis and multi-granular representation strategies. (2) **Doc-RESEARCHER system**: We present the first unified deep research workflows, leveraging adaptive and granular retrieval, and iterative evidence refinement for multimodal documents understanding. (3) **M4DocBENCH benchmark**: We establish the first comprehensive benchmark for multimodal deep research, featuring large-scale document collections with annotated evidence chains for multi-hop, multi-document, and multi-turn evaluation.

## 2 Related Work

Our work builds upon three research directions that collectively define the landscape of multimodal document understanding.

**Document Parsing Strategies.** Document parsing approaches fall into three categories, each with distinct tradeoffs. **Shallow parsing** relies on OCR to extract text while discarding spatial and visual information [31]. **Deep parsing** systems like MinerU [39] preserve layout structure through bounding boxes, transcribe equations to LaTeX [38], and convert tables to structured formats [42]. Recent VLM-based parsers [21, 27] further enhance extraction quality. **Parsing-free** approaches [10, 22] bypass parsing entirely, processing documents as page screenshots. While avoiding parsing overhead, they sacrifice fine-grained localization and struggle with dense text. Our deep parsing framework synthesizes these approaches’ strengths: preserving visual semantics like parsing-free methods while maintaining structural precision of deep parsing.

**Visual Document Understanding.** DocVQA benchmarks evolve from single-page tasks [25, 26] to multi-hop reasoning across pages [15, 36] and recently to long documents [23, 46]. However, these benchmarks evaluate isolated capabilities: either VLM long-context processing (1-20 images) or single-document QA (50+ pages). Crucially, none assess multi-document synthesis, multi-turn interaction, or evidence chain annotation needed for research-level tasks. Hence, we propose **M4DocBENCH** (Section 4) to address these gaps with comprehensive deep research evaluation.

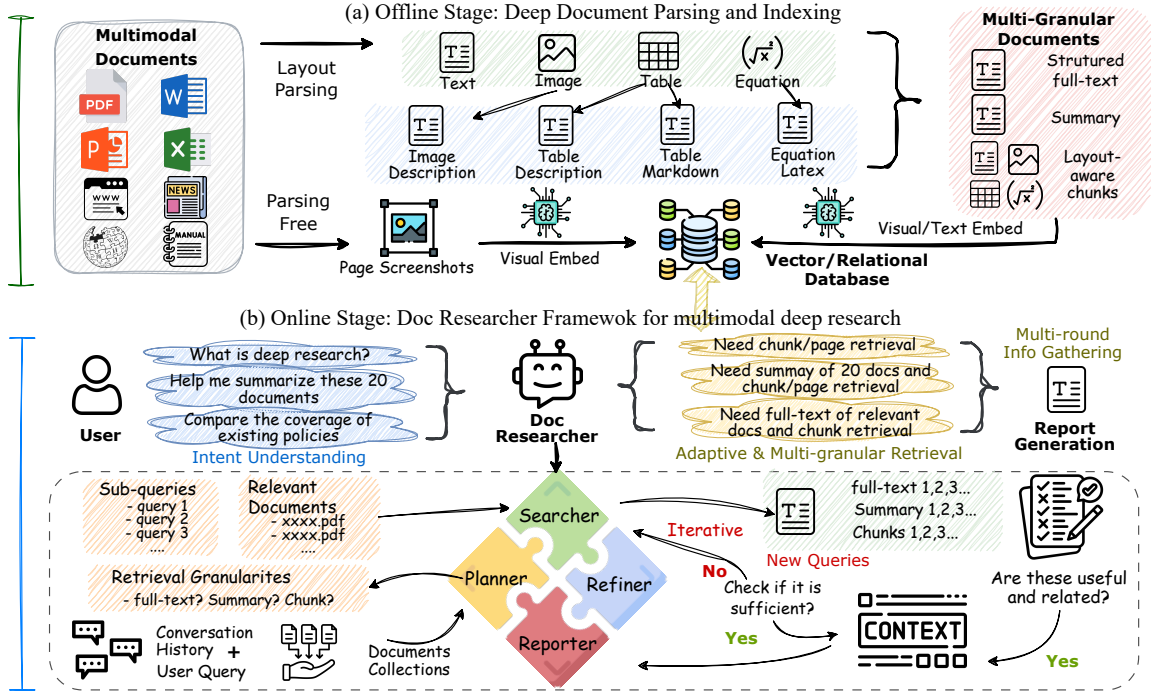


Figure 2: DOC-RESEARCHER Architecture: (a) multimodal deep parsing and indexing, and (b) multimodal deep research.

**Document RAG Systems.** Due to limited context windows, DocRAG systems have merged that decompose understanding into retrieval and reasoning stages. Current systems [3, 6, 12] employ various strategies: M3DocRAG uses vision-only page retrieval, MDocAgent combines text chunks with screenshots, and VDocRAG [32] incorporates figure extraction. However, all perform single-round retrieval with fixed granularities, lacking the iterative refinement and adaptive strategies essential for complex research. DOC-RESEARCHER introduces the first deep research framework for multimodal documents, enabling multi-step investigation through dynamic granularity selection and progressive evidence synthesis.

### 3 Method: DOC-RESEARCHER

DOC-RESEARCHER (in Figure 2) consists of two main modules: deep parsing and deep research. The deep parsing pipeline transforms multimodal documents into structured, multi-granular, and searchable units while preserving multimodal semantics. The deep research adopts a multi-agent collaborative framework to solve complex questions with iterative search and refinement.

#### 3.1 Deep Multimodal Document Parsing

**Multi-modal Doc Parsing.** Given a collection of multimodal documents  $\mathcal{D}$ , each document  $d_i \in \mathcal{D}$  undergoes layout-aware parsing via MinerU [39] to extract structural elements  $E_i = \{e_{i,j,k}\}$ , where indices denote document  $i$ , page  $j$ , and reading sequence  $k$ . Each element is pair with its layout type (text, table, figure, equation), and bounding box coordinates (Figure 5a). For computational efficiency, we perform one-time textual conversion of visual elements. Tables and figures are processed through Qwen2.5-VL [1] to generate both

coarse-grained summaries for contextual understanding and fine-grained descriptions for detailed content capture. Equations are converted to LaTeX format using UniMERNet [38]. This preprocessing strategy enables efficient retrieval and reasoning operations while avoiding repeated multimodal token processing.

**Multi-granular Doc Chunking.** While individual layout elements  $E_i$  preserve structural integrity, they often lack sufficient context. We address this through layout-aware chunking that merges text elements within section boundaries, subject to maximum length constraints (Figure 5b). This strategy maintains semantic coherence while preserving full traceability via page IDs and bounding box coordinates for precise localization and citation. We construct 4 different granularity levels  $G = \{\text{chunk, page, full, summary}\}$ : (1) chunks created through layout-aware merging, (2) pages by either combining all elements  $e_{i,j,\cdot}$  within page  $j$ , or raw page screenshots, (3) full-text containing all elements within document  $d_i$ , and (4) document summary is obtained by summarizing full-text of document  $d_i$  using LLMs.

#### 3.2 Multimodal Retrieval Architecture

**Vision-only Retrieval.** Vision-only retrieval operates at page granularity using raw screenshots as encoded passages. This approach eliminates parsing overhead, offering high efficiency without OCR or layout analysis. However, it faces challenges in representing complex interleaved text-vision content through dense vectors. For high-resolution pages, multi-vector vision retrievers can produce thousands of vectors, as each small image patch (typically 16x16 or 14x14 pixels) correspond to a vector. Additionally, vision retrievers rely on parameter-heavy VLMs (often >3B parameters) with deeper architectures, increasing computational costs.



Benchmarks	Question of multi-hop modal doc turn				QA	Annotation Type	Domain	lang'	Retrieval Annotation						
									doc	#doc	page	#page	layout	#lay	subquery
ViDoRe [10]	✗	✓	✗	✗	3,810	Existing+Claude3	Multiple	2	✗	1.0	✓	1.0	✗	-	✗
MMLongBench-Doc [23]	✓	✓	✗	✗	1,082	Expert	7 domains	1	✗	1.0	✓	1.2	✗	-	✗
DocBench [46]	✓	✓	✗	✗	1,102	GPT4 + Human	5 domains	1	✗	1.0	✗	-	✗	-	✗
M3SciQA [16]	✗	✓	✗	✗	1,452	GPT-4 + Human	NLP papers	1	✓	2.0	✗	-	✗	-	✗
M3DocVQA [3]	✗	✓	✗	✗	2,441	Human	Wikipedia	1	✗	1.0	✓	1.4	✗	-	✗
ViDoSeek [41]	✓	✓	✗	✗	3,162	Human	Slide	1	✗	1.0	✓	1.0	✗	-	✗
MMDocIR [5]	✓	✓	✗	✗	1,658	Expert	10 domains	1	✗	1.0	✓	1.5	✓	1.8	✗
ViDoRe-v2 [24]	✓	✓	✓	✗	271	GPT-4o + Human	ESG/Bio/Eco	4	✗	1.0	✓	5.1	✗	-	✗
MMDocRAG [6]	✓	✓	✗	✗	4,055	GPT-4o + Human	10 domains	1	✗	1.0	✓	1.4	✓	1.7	✗
Double-Bench [29]	✓	✓	✗	✗	5,168	KG+GPT-4o+Human	Multiple	6	✗	1.0	✓	5.9	✗	-	✓
<b>M4DocBENCH</b>	✓	✓	✓	✓	158	Expert	4 domains	2	✓	3.8	✓	7.0	✓	14.8	✓

Table 1: M4DocBENCH compared to other Document RAG/VQA dataset.

**Text-only Retrieval.** Text-only retrieval supports both page and chunk granularities, encoding OCR-extracted text, text chunks, and VLM-generated descriptions of visual elements. This approach leverages lightweight models (often <1B parameters) that excel at encoding text-intensive documents. However, generating VLM descriptions incurs preprocessing costs and may lose critical visual semantics during textual conversion.

**Hybrid Retrieval.** Hybrid retrieval combines strengths of both paradigms by directly encoding visual chunks and page screenshots without intermediate textual conversion, preserving rich visual information while maintaining text understanding capabilities. This approach eliminates information loss from OCR or VLM description but requires more computational resources during inference. The trade-off between retrieval quality and efficiency depends on specific application requirements and document characteristics.

### 3.3 Multimodal Deep Research

**Strategic Document Filtering and Adaptive Processing.** Given a query  $q_i$  with dialog history  $h_i$ , the Planner agent addresses computational efficiency in large-scale document analysis through intelligent document selection and determining retrieval granularity. The agent analyzes  $(q_i, h_i)$  to produce three outputs: (i) a filtered document subset  $\mathcal{D}' \subseteq \mathcal{D}$  by matching query semantics against document summaries, reducing search space by 60-80% while maintaining high recall; (ii) optimal retrieval granularity  $\theta \in G = \{\text{summary, chunk, full, summary}\}$  based on query characteristics; and (iii) refined sub-queries at timestamp  $Q_t = \{\tilde{q}_1, \dots, \tilde{q}_n\}$  that decompose complex questions or explore in new search directions. This adaptive strategy leverages the multi-granular representations from our parsing framework (§3.1). For instance, broad contextual queries activate summary mode to access document overviews directly, while technical queries that require specific evidence trigger targeted chunk extraction through iterative refinement.

**Iterative Search-Refine Loop.** The core research process operates through dynamic collaboration between Searcher and Refiner. For each sub-query  $\tilde{q}_k \in Q_t$ , the system executes an iterative loop:

$$\mathcal{R}_t = \text{Search}(\tilde{q}_k, \mathcal{D}', \theta), \quad \mathcal{R}_t^* = \text{Refine}(\mathcal{R}_t, \tilde{q}_k) \quad (1)$$

$$\sigma_t = \text{Evaluate}(\mathcal{R}_1^* \cup \dots \cup \mathcal{R}_t^*, q_i) \quad (2)$$

where  $\mathcal{R}_t$  represents content retrieved at iteration  $t$  using our multimodal retrieval architecture (§3.2),  $\mathcal{R}_t^*$  is the refined relevant subset

after deduplication and relevance filtering, and  $\sigma_t$  measures information sufficiency. The loop continues until either sufficiency threshold is met ( $\sigma_t \geq \tau$ ) or maximum iterations reached ( $t = T_{\max}$ ), balancing thoroughness with computational efficiency. If a new loop is required, the collection of subqueries is updated concurrently ( $Q_t \rightarrow Q_{t+1}$ ) for the next iteration.

**Multimodal Report Generation.** The Reporter synthesizes accumulated evidence  $\mathcal{R}^* = \bigcup_t \mathcal{R}_t^*$  into a comprehensive response  $\hat{a} = \text{Report}(q_i, \mathcal{R}^*, C)$ , where  $C$  contains citation metadata (page IDs and bounding boxes coordinates) from our parsing framework. By analyzing query intent and retrieved information, the Reporter generates interleaved text-image outputs that directly incorporate relevant visual elements (e.g., tables, figures, and charts) alongside textual explanations. This supports the notion that “a single image is worth a thousand words”. Moreover, the multimodal composition enhances both answer quality and verifiability, as users can directly verify claims to precise document locations via embedded multimodal citations. The approach proves particularly effective for complex analytical queries requiring evidence synthesis across diverse multimodal sources.

## 4 M4DocBENCH Benchmark

### 4.1 Motivation of M4DocBENCH

Existing evaluation benchmarks fail to capture the complexity of multimodal document deep research. A comprehensive evaluation must assess four critical dimensions: (1) **Multi-hop reasoning**: Complex questions requiring sophisticated reasoning chains across evidence. (2) **Multi-modal integration**: Questions demanding information from at least two modalities (text, tables, images). (3) **Multi-document synthesis**: Questions relying evidence from multiple documents, where each document provides unique, essential information. Distractor documents with topically related content increase retrieval difficulty. (4) **Multi-turn interaction**: Dialogical contexts reflecting real-world research sessions, where current queries require information and disambiguation of prior exchanges.

Table 1 reveals critical gaps in existing benchmarks. While most DocVQA/RAG datasets incorporate multi-hop and multi-modal evidence, only one includes genuine multi-document reasoning.<sup>1</sup> Most critically, the limited evidence scope (averaging fewer than 2 pages per question) indicates relatively simple and localized queries rather than comprehensive research tasks. Also, only 2 existing

<sup>1</sup>Datasets that merely add noise documents to single-document VQA questions without proper de-contextualization do not constitute true multi-document settings.



benchmarks offer layout-level evidence localization. Furthermore, no existing benchmark provides multi-turn conversational evaluation. To address these limitations, we introduce **M4DocBENCH**, a benchmark specifically designed for **Multi-modal**, **Multi-hop**, **Multi-document**, and **Multi-turn** deep research evaluation. M4DocBENCH features expert-annotated question-answer pairs with complete evidence chains, enabling rigorous assessment of document understanding capabilities in realistic research scenarios.

## 4.2 Domain and Document Collection

We select four distinct domains (research, insurance, education, and finance) based on three criteria: (1) **Multimodal richness**: Each domain features essential visual elements (tables, charts, figures) integrated with text; (2) **Reasoning complexity**: Questions require diverse capabilities from technical comprehension to numerical analysis; (3) **Practical relevance**: These represent real-world scenarios where professionals routinely conduct document research. We collect documents from authoritative sources to ensure quality and representativeness:

- **Research**: We collect 166 computer science papers from arXiv and top-tier conferences (ICLR, NeurIPS, ICML, ACL, CVPR), averaging 26.7 pages and 21.8k words in length.
- **Insurance**: We gather 43 brochures and policy documents from major insurance insurers, averaging 11.0 pages and 5.5k words.
- **Education**: We collect 56 program materials (averaging 7.5 pages and 3.9k words) from prestigious universities, including merged program webpages and separate supplementary documents.
- **Finance**: We obtain 38 market research reports (22.2 pages and 11.2k words on average), covering monthly and half-yearly trends across A-shares, Hong Kong, and NASDAQ.

## 4.3 Annotation Process

Our annotation process employs PhD/Master-level researchers with extensive research experience to ensure benchmark quality. Beyond basic question-answer pairs, we annotate six critical dimensions that enable comprehensive evaluation of deep research systems:

- **Hard Negative Documents**: We carefully curate documents that share topical similarity with target questions while lacking essential information. This tests systems’ ability to distinguish truly relevant sources from plausible distractors—a critical capability for effective document filtering in large collections.
- **Retrieval Granularity**: We label optimal information extraction levels (full-text, summary, page, chunk) based on query characteristics. For example, single-document summarization requires full-text retrieval, while multi-document synthesis necessitates summary or chunk retrieval due to context constraints. This enables evaluation of adaptive granularity selection.
- **Fine-grained Layout**: Following MMDocIR [5], we annotate both relevant pages and bounding boxes within those pages, enabling precise evaluation at element levels.
- **Subquery Decomposition**: We provide ground-truth intermediate queries that reveal optimal decomposition strategies for complex questions. Since deep research systems typically break down questions iteratively, these annotations enable evaluation of query planning and refinement capabilities.

- **Answer Verification Checklists**: For lengthy responses where objective evaluation proves challenging, we develop structured checklists with clear criteria for assessing answer completeness and accuracy, enabling systematic LLM-based evaluation.

- **Bilingual Support**: All annotators are proficient in English and Chinese, enabling annotation of questions and documents in both languages to evaluate multilingual system capabilities.

To facilitate understanding on M4DocBENCH, we demonstrate one annotation example in Figure 1 and two examples in Figure 4.

## 4.4 Benchmark Statistics

Table 7 presents statistics of M4DocBENCH’s 158 expert-annotated questions, demonstrating its unique evaluation capabilities: (1) **Document-scale Complexity**. Questions require processing 12.7 documents (306.4 pages) on average, up to 42 documents (836 pages) in challenging cases. Systems must identify 3.8 relevant documents from extensive collections, testing critical document filtering capabilities underexplored in existing benchmarks. (2) **Multimodal and Complex Evidence Requirements**. 112 questions require multiple modalities, with balanced evidence distribution across text (40.9%), tables (30.2%), and images (28.9%). Fine-grained evidence annotations average 7.0 pages and 14.8 layout elements per question, indicating the complexity of M4DocBENCH. (3) **Multi-turn Research Depth**. 58 questions occur in multi-turn conversations, capturing iterative research workflows. Questions average 3.9 search clauses and answers range from 59.7 to 272.0 words, testing adaptive query planning and output granularity.

## 5 Experiment

### 5.1 Evaluation Metrics and Benchmarks

**Multimodal Retrieval Evaluation**. We evaluate retrieval performance at three granularities aligned with our retrieval framework (§3.2): document, page, and layout. For each granularity, we compute recall@k by comparing retrieved passages<sup>2</sup> against gold annotations. Document and page recall are computed using exact ID matching. For chunk-level evaluation, following Dong et al. [5], we calculate recall based on bounding box overlap between retrieved and gold-standard layouts. Note that parsing-free methods cannot be evaluated at chunk granularity.

**Deep Research Evaluation**. We evaluate the complete deep research workflow (§3.3) across three dimensions: (1) **Document Selection**: We assess the Planner’s ability to filter relevant documents from noisy collections, computing precision, recall, and F1 scores against gold document sets. (2) **Agentic Retrieval**: After iterative search-refine loops, we evaluate the quality of accumulated relevant passages using the same metrics as multimodal retrieval, but with variable passage counts reflecting the system’s adaptive selection. (3) **Answer Accuracy**: Using LLM-as-judge with annotated checklists  $K = \{K_1, K_2, \dots, K_m\}$ , we verify whether each atomic fact appears in response  $\hat{a}$ . Answers are marked correct only when all checklist items are satisfied.

**Evaluation Benchmarks**. We employ two benchmarks: (1) **M4DocBENCH** (§4) for comprehensive evaluation of both multimodal retrieval and deep research capabilities across multi-hop,

<sup>2</sup>Passages denote the minimal retrieval units: chunks for parsed methods, pages for parsing-free approaches.

	Model	Parameter	Embed type	dimension	M4DocBench			MMDocIR	
					doc	page	layout	page	layout
Recall@k = 10	Text	BM25	-	sparse	-	51.5 / 59.3	22.1 / 25.6	15.8 / 17.1	60.0 / 65.0
		E5	0.34B	dense	1,024	65.7 / 75.4	29.9 / 31.8	18.0 / 18.0	54.4 / 61.3
		BGE-M3	0.56B	dense	1,024	75.4 / <b>81.4</b>	33.3 / 40.0	19.2 / 20.8	58.0 / 61.9
		Qwen3-embedding	0.60B	dense	1,024	73.6 / 78.8	34.6 / 40.6	20.1 / <b>23.5</b>	58.6 / 62.6
		Multi+reranking*	1.5B	hybrid	-	<b>78.7</b> / 80.3	<b>39.2</b> / <b>40.9</b>	<b>23.1</b> / 21.1	<b>65.5</b> / <b>66.7</b>
	Vision	DSE <sub>wiki-ss</sub>	4.15B	dense	3,072	34.8 / 42.4	11.1 / 11.7	-	68.4 / 68.7
		ColPali	2.92B	multi	$N_{tok} \times 128$	47.7 / 50.0	18.1 / 17.9	-	75.4 / 73.9
		ColQwen	2.21B	multi	$N_{tok} \times 128$	49.8 / 55.8	25.5 / 24.2	-	77.4 / 75.4
		Jina-embedding-v4	3.75B	dense	2,048	52.9 / 56.3	23.6 / 22.9	-	74.4 / 71.5
		Jina-embedding-v4	3.75B	multi	$N_{tok} \times 128$	<b>54.3</b> / <b>58.7</b>	<b>25.8</b> / <b>26.7</b>	-	<b>80.8</b> / <b>79.4</b>
	Hyb'd	Jina-embedding-v4	3.75B	dense	2,048	74.0 / 79.4	<b>39.1</b> / <b>40.5</b>	<b>28.7</b> / <b>27.9</b>	83.4 / <b>84.0</b>
		Qwen3 + Jina	0.60/3.75B	dense	1,024/2,048	74.0 / 79.6	37.5 / 37.5	28.1 / 26.9	82.9 / 83.3
		BGE-M3 + Jina	0.56/3.75B	dense	1,024/2,048	<b>77.1</b> / <b>81.8</b>	38.4 / 39.1	28.1 / 27.5	<b>83.7</b> / 83.9
Recall@k = 15	Text	BM25	-	sparse	-	58.1 / 66.3	28.0 / 32.6	20.3 / 22.9	62.4 / 68.0
		E5	0.34B	dense	1,024	75.4 / 81.9	35.3 / 41.7	22.1 / 25.2	58.0 / 64.4
		BGE-M3	0.56B	dense	1,024	83.3 / <b>87.6</b>	41.2 / 46.8	23.8 / 24.9	61.4 / 64.8
		Qwen3-embedding	0.60B	dense	1,024	81.1 / 86.8	42.1 / <b>49.9</b>	25.4 / 27.4	61.4 / 65.3
		Multi+reranking*	1.5B	hybrid	-	<b>83.6</b> / 87.2	<b>44.8</b> / 49.4	<b>27.4</b> / <b>27.9</b>	<b>67.9</b> / <b>70.1</b>
	Vision	DSE <sub>wiki-ss</sub>	4.15B	dense	3,072	45.2 / 53.9	18.1 / 18.5	-	78.0 / 78.5
		ColPali	2.92B	multi	$N_{tok} \times 128$	55.7 / 61.7	24.7 / 24.9	-	82.0 / 80.9
		ColQwen	2.21B	multi	$N_{tok} \times 128$	60.6 / 69.4	33.8 / 33.3	-	83.1 / 82.9
		Jina-embedding-v4	3.75B	dense	2,048	64.7 / 70.9	32.2 / 33.0	-	80.3 / 79.4
		Jina-embedding-v4	3.75B	multi	$N_{tok} \times 128$	<b>66.0</b> / <b>74.4</b>	<b>35.2</b> / <b>38.8</b>	-	<b>85.8</b> / <b>84.7</b>
	Hyb'd	Jina-embedding-v4	3.75B	dense	2,048	83.6 / <b>87.6</b>	<b>49.2</b> / <b>49.9</b>	<b>35.6</b> / <b>35.2</b>	87.9 / 87.9
		Qwen3 + Jina	0.60/3.75B	dense	1,024/2,048	83.9 / 86.5	46.0 / 47.3	33.5 / 33.7	87.0 / 87.3
		BGE-M3 + Jina	0.56/3.75B	dense	1,024/2,048	<b>84.1</b> / 87.0	44.9 / 47.1	33.4 / 34.1	<b>88.5</b> / <b>88.1</b>
Recall@k = 20	Text	BM25	-	sparse	-	61.3 / 69.3	30.2 / 36.3	22.1 / 24.8	64.5 / 65.3
		E5	0.34B	dense	1,024	79.4 / 85.1	39.4 / 47.5	25.6 / 29.0	60.1 / 66.4
		BGE-M3	0.56B	dense	1,024	86.6 / 89.9	46.8 / 52.3	27.3 / 28.7	62.8 / 67.0
		Qwen3-embedding	0.60B	dense	1,024	84.9 / <b>90.6</b>	47.2 / 56.0	30.5 / 30.4	63.5 / 66.9
		Multi+reranking*	1.5B	hybrid	-	<b>87.8</b> / 90.3	<b>50.6</b> / <b>56.3</b>	<b>31.9</b> / <b>32.3</b>	<b>70.1</b> / <b>71.7</b>
	Vision	DSE <sub>wiki-ss</sub>	4.15B	dense	3,072	52.5 / 59.5	23.3 / 23.5	-	83.1 / 83.8
		ColPali	2.92B	multi	$N_{tok} \times 128$	61.5 / 67.8	29.5 / 30.0	-	86.0 / 85.6
		ColQwen	2.21B	multi	$N_{tok} \times 128$	67.8 / 77.0	40.0 / 40.9	-	86.8 / 86.9
		Jina-embedding-v4	3.75B	dense	2,048	<b>73.0</b> / 78.2	39.7 / 41.3	-	84.6 / 84.0
		Jina-embedding-v4	3.75B	multi	$N_{tok} \times 128$	70.9 / <b>80.5</b>	<b>42.1</b> / <b>46.3</b>	-	<b>88.9</b> / <b>88.4</b>
	Hyb'd	Jina-embedding-v4	3.75B	dense	2,048	<b>88.6</b> / 89.9	<b>55.5</b> / <b>56.5</b>	<b>40.9</b> / <b>40.6</b>	90.0 / <b>90.7</b>
		Qwen3 + Jina	0.60/3.75B	dense	1,024/2,048	87.2 / <b>90.1</b>	53.1 / 54.5	39.4 / 39.7	89.8 / 89.7
		BGE-M3 + Jina	0.56/3.75B	dense	1,024/2,048	88.2 / 89.9	50.9 / 53.8	38.4 / 39.5	<b>90.7</b> / <b>90.7</b>

**Table 2: Main results for evaluating retrieval performance. Each score pair ( $s_1/s_2$ ) are calculated using original question / decomposed sub-queries for retrieval. For \* retrieval, we use multiple text retrievers (BM25, BGE-M3, Qwen3-embedding) to get chunks and subsequently reranked by Qwen3-reranker. The best results of text/vision/hybrid are in boldface, and the overall best results across text&vision&hybrid are further colored.**

multi-modal, multi-document, and multi-turn scenarios; (2) **MM-DocIR** [5] containing 1,658 single-document VQA questions for focused evaluation of page and chunk-level retrieval performance.<sup>3</sup>

## 5.2 System Setting and Baselines

**Retrieval System.** We evaluate 10 retrievers to implement our multimodal retrieval architecture (§3.2): **5 Text retrievers:** BM25 [28], E5 [40], BGE-M3 [2], Qwen3-embedding-0.6B [45], and Qwen3-reranker-0.6B [45]. **5 Vision retrievers:** DSE [22], ColPali [10], ColQwen [10], and Jina-embedding-v4 [11] (multi-vector and dense variants). We configure these retrievers in three paradigms: (1) **Text-only:** Text retrievers encode both textual and visual chunks, with visual elements represented through VLM descriptions. (2) **Vision-only:** Vision retrievers directly retrieve page screenshots without parsing. (3) **Hybrid:** Text retrievers encode textual chunks while vision retrievers encode visual chunks, leveraging modality-specific strengths. For multi-query (decomposing original question

into multiple subqueries) aggregation, we employ Qwen3-reranker-0.6B for text retrieval reranking. For vision and hybrid retrieval, we accumulate equal passages per sub-query due to the absence of robust multimodal rerankers.

**DOC-RESEARCHER Configurations.** DOC-RESEARCHER is implemented with three parsing levels (§3.1), all using the same backbone LLM (Qwen3-32B [35], Qwen3-235B [35], DeepSeek-R1 [4]) but differing in document representation: (1) **Parsing-free:** Direct page screenshot processing, requiring additional VLMs (InternVL3.5-38B [34]) for information extraction from retrieved images. (2) **Shallow Parsing:** OCR-extracted text split into fixed-length chunks without structural awareness. (3) **Deep Parsing:** Layout-aware chunks with multimodal elements transcribed via VLM, preserving document structure and semantics.

**Baseline Systems.** We compare DOC-RESEARCHER against non-RAG and state-of-the-art document RAG systems: (1) **Direct:** LLM responses without document context, testing parametric knowledge. (2) **Long-context:** Full documents provided as context (truncated at 96k tokens), testing long-context understanding based on

<sup>3</sup><https://github.com/MMDocRAG/MMDocIR>

Method	Backbone	Retriever	Parsing Level	Accuracy							Doc Selection			Retrieval Recall			
				All	en	zh	ins'	res'	edu'	fin'	Rec	Prec	F <sub>1</sub>	Doc	Page	Lay'	#psg
Direct	Qwen3-32B	-	-	7.0	3.8	10.1	8.3	10.3	0.0	5.6	-	-	-	-	-	-	-
Direct	Qwen3-235B	-	-	5.1	5.1	5.1	4.2	7.4	3.3	2.8	-	-	-	-	-	-	-
Direct	DeepSeek-R1	-	-	10.1	13.9	6.3	20.8	11.8	10.0	0.0	-	-	-	-	-	-	-
Long-context	Qwen3-32B	-	Shallow	13.3	19.0	7.6	25.0	20.6	0.0	2.8	-	-	-	-	-	-	-
Long-context	Qwen3-235B	-	Shallow	8.9	5.1	12.7	12.5	14.7	3.3	0.0	-	-	-	-	-	-	-
Long-context	DeepSeek-R1	-	Shallow	29.1	29.1	29.1	20.8	47.1	20.0	8.3	-	-	-	-	-	-	-
Long-context	Qwen3-32B	-	Deep	13.3	12.7	13.9	20.8	22.1	3.3	0.0	-	-	-	-	-	-	-
Long-context	Qwen3-235B	-	Deep	11.4	7.6	15.2	16.7	19.1	3.3	0.0	-	-	-	-	-	-	-
Long-context	DeepSeek-R1	-	Deep	31.7	34.2	29.1	33.3	45.6	30.0	5.6	-	-	-	-	-	-	-
MDocAgent	InternVL3.5-38B	Hyribd (Multi) <sup>▽</sup>	Shallow	15.8	19.0	12.7	20.8	23.5	6.7	5.6	-	-	-	74.22	37.54	-	10
M3DocRAG	InternVL3.5-38B	Vision (ColPali)	Free	7.0	10.1	3.8	4.2	2.9	26.7	0.0	-	-	-	69.58	34.35	-	10
Colqwen-gen	InternVL3.5-38B	Vision (ColQwen)	Free	5.7	6.3	5.1	0.0	8.8	10.0	0.0	-	-	-	74.38	46.29	-	10
DOC-RESEARCHER	Qwen3-32B <sup>★</sup>	Vision (Jina)	Free	36.7	34.2	39.2	20.8	52.9	40.0	<b>13.9</b>	-	-	-	88.9	<u>61.3</u>	-	17.9
DOC-RESEARCHER	Qwen3-235B <sup>★</sup>	Vision (Jina)	Free	36.7	36.7	36.7	29.2	50.0	40.0	<b>13.9</b>	-	-	-	89.0	61.0	-	17.9
DOC-RESEARCHER	DeepSeek-R1 <sup>★</sup>	Vision (Jina)	Free	43.7	45.6	41.7	37.5	61.8	43.3	<b>13.9</b>	-	-	-	<b>90.6</b>	<b>63.6</b>	-	17.4
DOC-RESEARCHER	Qwen3-32B	Text (Multi) <sup>★</sup>	Shallow	34.2	37.9	30.4	12.5	55.9	36.7	5.6	-	-	-	88.2	59.8	-	14.7
DOC-RESEARCHER	Qwen3-235B	Text (Multi) <sup>★</sup>	Shallow	36.1	35.4	36.7	12.5	54.4	46.7	8.3	-	-	-	88.2	60.5	-	14.7
DOC-RESEARCHER	DeepSeek-R1	Text (Multi) <sup>★</sup>	Shallow	39.2	34.2	44.3	20.8	57.4	50.0	8.3	-	-	-	87.5	61.1	-	14.5
DOC-RESEARCHER	Qwen3-32B	Text (Multi) <sup>★</sup>	Deep	39.2	41.8	36.7	20.8	64.7	26.7	<b>13.9</b>	84.2	75.9	76.0	80.8	59.7	35.1	14.2
DOC-RESEARCHER	Qwen3-235B	Text (Multi) <sup>★</sup>	Deep	45.6	43.0	<b>48.1</b>	41.7	63.2	50.0	11.1	88.0	<b>77.0</b>	<b>78.4</b>	82.9	60.6	37.7	14.8
DOC-RESEARCHER	DeepSeek-R1	Text (Multi) <sup>★</sup>	Deep	45.6	44.3	46.8	33.3	67.7	46.7	11.1	89.0	<b>79.1</b>	<b>79.8</b>	82.6	59.2	38.7	12.9
DOC-RESEARCHER	Qwen3-32B	Hybrid (Jina)	Deep	42.4	43.0	41.8	20.8	<b>70.6</b>	33.3	11.1	87.0	78.1	78.8	83.2	59.4	43.1	17.2
- w/o planner	Qwen3-32B	Hybrid (Jina)	Deep	36.7	39.2	35.4	29.2	50.0	40.0	11.1	-	-	-	85.7	58.1	<u>40.5</u>	14.5
DOC-RESEARCHER	Qwen3-235B	Hybrid (Jina)	Deep	47.5	46.8	<b>48.1</b>	41.7	64.7	53.3	<b>13.9</b>	86.7	<b>79.1</b>	<u>79.4</u>	82.2	61.2	<b>45.7</b>	15.8
- w/o planner	Qwen3-235B	Hybrid (Jina)	Deep	39.2	35.4	43.0	26.7	57.4	43.3	<b>13.9</b>	-	-	-	88.0	58.2	41.2	13.9
DOC-RESEARCHER	DeepSeek-R1	Hybrid (Jina)	Deep	<b>50.6</b>	<b>53.2</b>	<b>48.1</b>	<b>45.8</b>	<b>70.6</b>	<b>56.7</b>	11.1	<b>89.5</b>	77.4	78.6	82.9	58.0	41.0	14.1
- w/o planner	DeepSeek-R1	Hybrid (Jina)	Deep	42.9	44.0	41.8	31.2	61.7	43.3	8.3	-	-	-	84.2	55.3	38.8	13.6

**Table 3: Main results on M4DocBENCH. The best score is in boldface and colored and second best is underlined.** <sup>▽</sup> means BGE-M3 that for text retrieval and ColQwen for page retrieval. \* refers to using Qwen3-embed, BGE-M3, and E5 for text retrieval. \* indicates using InternVL3.5-38B to extract relevant information from raw screenshots, as LLM backbones cannot read images.

both shallow and deep parsed documents. (3) **MDocAgent** [12]: Multi-agent pipeline processing top-5 text text chunks (BGE-M3) and top-5 page screenshots (ColQwen). (4) **M3DocRAG** [3]: Multimodal input combining query with top-10 ColPali-retrieved page screenshots. (5) **ColQwen-gen** [10]: Identical to M3DocRAG but using ColQwen retriever.

### 5.3 Multimodal Retrieval System Results

Table 2 presents retrieval performance across different paradigms on M4DocBENCH and MMDocIR, evaluating both original questions and decomposed sub-queries. Fine-grained results are in Figure 7.

**Retrieval Paradigm Comparison.** Text-only retrieval shows hierarchical performance: sparse retrieval (BM25) performs worst, while dense retrievers (BGE-M3, Qwen3-Embedding) achieve substantial improvements. Vision-only retrieval, Jina-embedding-v4, even its dense variant, outperform other multi-vector models. Note that vision-only retrieval excels text-only method on MMDocIR’s visual-centric tasks but underperforms on M4DocBENCH’s complex multi-document scenarios. Critically, hybrid retrieval consistently outperforms single-modality approaches. For instance, combining Qwen3-Embedding with Jina-embedding-v4 improves page recall by 8-12% over either method alone, demonstrating that heterogeneous retrieval leverages complementary modality strengths.

**Sub-query Decomposition Impact.** Query decomposition substantially enhances retrieval across all paradigms. Qwen3-Embedding’s page-level recall improves from 42.1% to 49.9% (k=15) with sub-queries, while hybrid methods show similar gains. This confirms that iterative sub-query refinement can effectively chains evidence across documents and modalities, particularly crucial for multi-hop reasoning tasks.

**Granularity-Performance Tradeoff.** Performance degrades significantly with finer granularity: document-level recall exceeds 70% for hybrid methods, but page- and layout-level recall drop by 30-40%. This indicates that coarse-grained tasks are relatively easy to satisfy, whereas fine-grained retrieval task requires more adaptive and multi-granular retrieval strategies.

### 5.4 Main Results: Multimodal Deep Research

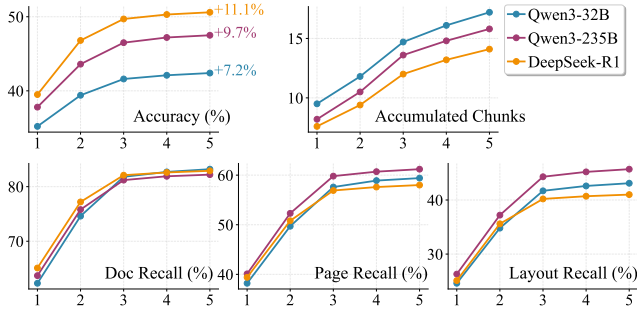
Table 3 validates our core contributions via systematic comparisons.

**Deep Research can largely improve multimodal understanding.** Direct answering achieves only 5-10%; long-context processing ranges within 9-31% despite document content of 96k tokens is given. Results show that neither parametric knowledge nor brute-force context extension can handle research-level complexity. In comparison, DOC-RESEARCHER with multi-agent framework (with strategic planning, iterative search-refine loops, and progressive evidence accumulation) achieves score of 50.6%. The 20-40% gap over long-context proves that deep research needs fundamentally multi-agent workflows, not just more context.

**Deep Parsing Outperforms Simplistic Parsing.** Relying on shallow parsing, DOC-RESEARCHER achieves 34-39% accuracy, which is worse than using parsing-free screenshot processing (36-43%). This confirms that simplistic OCR destroys visual semantics. DOC-RESEARCHER equipped with deep parsing and hybrid retrieval, which preserves layout and multimodal characteristics, reaches 42-50%. The 10% absolute gain validates that modality-specific preservation via deep parsing is essential for document understanding.

**Iterative Workflows Enable Deep Research.** Baseline RAG systems fail due to single-round and rigid retrieval: MDocAgent (15.8%) cannot adaptively select strategies despite using dual modalities; M3DocRAG (7.0%) and ColQwen-gen (5.7%) are limited to





**Figure 3: Performance with increasing search depth.**

page-level vision retrieval. In contrast, DOC-RESEARCHER achieves 50.6% which is  $3.4\times$  better than MDocAgent, as it allows for the dynamic decomposition and refinement of queries over multiple steps, enabling the multi-hop reasoning and evidence synthesis.

## 5.5 Ablation Study

We ablate components of DOC-RESEARCHER, and validate different architectural design as follows:

**Hybrid Retrieval Necessity.** Within our deep parsing framework, hybrid retrieval (42.4-50.6%) outperforms text-only (39.2-45.6%) by 3-5%. This shows that even with high-quality textual transcriptions in both coarse and fine-grained level, some visual semantics is lost. In comparison, visual encoders that directly encode using chunk image, can capture irreplaceable semantics. This validates our hybrid retrieval design over single-modality approaches.

**Adaptive Planning Impact.** Removing the Planner causes the accuracy drop of 6-8%. Without it, the system defaults to uniform chunk retrieval across given noisy document sets. In this setting, the system loses capabilities as follows: (1) strategic document filtering (critical for M4DOCBENCH’s 12.7-document average for each question), and (2) query-adaptive granularity selection. This confirms that multi-granular representations require intelligent selection to be effective.

**Effect of Iterative Search.** Figure 3 demonstrates how iterative refinement progressively improves retrieval and answer quality. Document-level recall jumps from 62-65% (turn 1) to 75-82% (turn 3), then plateaus at approximately 82-83% by turn 5, indicating that the search-refine loop effectively identifies relevant documents within 2-3 iterations. Accuracy exhibits substantial gains: Qwen3-32B improves by 7.2%, Qwen3-235B by 9.7%, and DeepSeek-R1 by 11.1% from turn 1 to turn 5. However, the steepest improvements occur between turns 1-3, after which gains diminish despite accumulating additional chunks (from 7-10 at turn 1 to 14-17 at turn 5), suggesting increasing redundancy. Notably, stronger models achieve higher accuracy with fewer chunks (DeepSeek-R1: 14.1 vs Qwen3-32B: 17.2 at turn 5), indicating more efficient evidence selection. Fine-grained layout recall follows similar patterns, improving from 24-26% to 40-45%. These results validate our iterative search design while suggesting that 3 iterations offer an optimal balance between retrieval quality and computational efficiency.

## 5.6 Parsing and Deep Research Efficiency

Table 4 analyzes computational tradeoffs across parsing strategies on M4DOCBENCH’s 304 documents (6,177 pages, 4,146 figures, and 2,739 tables) and deep research latency on 158 questions.

Parsing Setting		Parsing Latency and Cost				DOC-RESEARCHER Latency			
Level	Type	Parse	Index	Caption	Store	Plan	Search	Refine	Answer
free	vision:dense	-	08:56	-	0.15	-	05:34	19:50:16	03:30:42
	vision:multi	-	39:14	-	4.33	-	59:47	20:32:23	03:41:12
shal	text:dense	18:47	09:50	-	0.37	-	10:31	03:29:37	01:57:32
deep	text:dense	01:21:21	12:47	01:12:32	0.34	01:48:32	10:54	04:14:30	02:27:28
	hybrid:dense	01:21:21	14:40	01:12:32	0.43	02:01:16	02:19	04:23:20	02:09:42

**Table 4: Efficiency analysis on different parsing setting and their effect on DOC-RESEARCHER systems. The latency is measured by HH:MM:SS and storage is in GB.**

**Parsing-time vs. Research-time Trade-off.** Deep parsing requires around 2.5h upfront: much slower than parsing-free (9-39m), which primarily due to MinerU’s layout analysis and VLM-based visual element transcription. However, this investment dramatically reduces research-time latency. Parsing-free methods spend 80% of inference time (20h) extracting information from raw screenshots, while deep parsing completes the same tasks in 4h. This  $5\times$  speedup during research validates that one-time multimodal transcription is more efficient than repeated visual processing.

**Storage and Embedding Considerations.** Multi-vector embeddings consume 10-20 $\times$  more storage and 4 $\times$  more indexing time than dense variants, reflecting the tradeoff between retrieval quality and resource requirements. Note that multi-vector embedding storage and similarity computation (maxsim in late interaction mechanism) is not supported in current vector database, thus causing much longer indexing and searching latency.

**Research Phase Breakdown.** For deep research workflows, latency distributes across planning (2h), iterative search-refine loops (4h), and answer generation (2h). The search-refine phase dominates due to multiple retrieval rounds and evidence accumulation.

## 6 Conclusion

We introduced Doc-Researcher, addressing the critical limitation that existing deep research systems cannot process multimodal documents. Our work identifies and resolves three fundamental gaps in current systems. First, we developed a deep multimodal parsing framework that preserves layout structure and modality-specific characteristics, achieving 11.4% improvement over simplistic OCR approaches. Second, we designed a systematic retrieval architecture supporting multiple paradigms (text/vision/hybrid) and granularities (chunk/page/full/summary). Third, we implement iterative multi-agent workflows that mirror human research processes through planning, search-refine loops, and progressive synthesis, leading to  $3.4\times$  better performance than existing baselines. Beyond the system, we contributed M4DocBench, the first benchmark evaluating multimodal, multi-hop, multi-document, and multi-turn research capabilities with 158 expert-annotated questions spanning 4 domains. In the future, we will explore three directions: developing compact multimodal embeddings to reduce computational overhead, improving cross-modal reasoning mechanisms for better evidence synthesis, and extending to active learning that adapts retrieval strategies based on user interaction patterns. These advances would further enhance efficiency/effectiveness of multimodal document research.

## References

- [1] Shuai Bai, Keqin Chen, Xuejing Liu, Jialin Wang, Wenbin Ge, Sibo Song, Kai Dang, Peng Wang, Shijie Wang, Jun Tang, Humen Zhong, Yuanzhi Zhu, Mingkun Yang, Zhaohai Li, Jianqiang Wan, Pengfei Wang, Wei Ding, Zheren Fu, Yiheng Xu, Jiabo Ye, Xi Zhang, Tianbao Xie, Zesen Cheng, Hang Zhang, Zhibo Yang, Haiyang Xu, and Junyang Lin. 2025. Qwen2.5-VL Technical Report. arXiv:2502.13923 [cs.CV] <https://arxiv.org/abs/2502.13923>
- [2] Jianlv Chen, Shitao Xiao, Peitian Zhang, Kun Luo, Defu Lian, and Zheng Liu. 2024. BGE M3-Embedding: Multi-Lingual, Multi-Functionality, Multi-Granularity Text Embeddings Through Self-Knowledge Distillation. arXiv:2402.03216 [cs.CL] <https://arxiv.org/abs/2402.03216>
- [3] Jaemin Cho, Debanjan Mahata, Ozan Irsoy, Yujie He, and Mohit Bansal. 2024. M3DocRAG: Multi-modal Retrieval is What You Need for Multi-page Multi-document Understanding. arXiv:2411.04952 [cs.CV] <https://arxiv.org/abs/2411.04952>
- [4] DeepSeek-AI. 2025. DeepSeek-R1: Incentivizing Reasoning Capability in LLMs via Reinforcement Learning. arXiv:2501.12948 [cs.CL] <https://arxiv.org/abs/2501.12948>
- [5] Kuicai Dong, Yujing Chang, Xin Deik Goh, Dexun Li, Ruiming Tang, and Yong Liu. 2025. MMDocIR: Benchmarking Multi-Modal Retrieval for Long Documents. arXiv:2501.08828 [cs.IR] <https://arxiv.org/abs/2501.08828>
- [6] Kuicai Dong, Yujing Chang, Shijie Huang, Yasheng Wang, Ruiming Tang, and Yong Liu. 2025. Benchmarking Retrieval-Augmented Multimodal Generation for Document Question Answering. arXiv:2505.16470 [cs.IR] <https://arxiv.org/abs/2505.16470>
- [7] Kuicai Dong, Derrick Goh Xin Deik, Yi Quan Lee, Hao Zhang, Xiangyang Li, Cong Zhang, and Yong Liu. 2024. MC-indexing: Effective Long Document Retrieval via Multi-view Content-aware Indexing. In *Findings of the Association for Computational Linguistics: EMNLP 2024*, Yaser Al-Onaizan, Mohit Bansal, and Yun-Nung Chen (Eds.). Association for Computational Linguistics, Miami, Florida, USA, 2673–2691. doi:10.18653/v1/2024.findings-emnlp.150
- [8] Kuicai Dong, Aixin Sun, Jung-jae Kim, and Xiaoli Li. 2023. Open Information Extraction via Chunks. In *Proceedings of the 2023 Conference on Empirical Methods in Natural Language Processing*, Houda Bouamor, Juan Pino, and Kalika Bali (Eds.). Association for Computational Linguistics, Singapore, 15390–15404. doi:10.18653/v1/2023.emnlp-main.951
- [9] Mingxuan Du, Benfeng Xu, Chiwei Zhu, Xiaorui Wang, and Zhendong Mao. 2025. DeepResearch Bench: A Comprehensive Benchmark for Deep Research Agents. arXiv:2506.11763 [cs.CL] <https://arxiv.org/abs/2506.11763>
- [10] Manuel Faysse, Hugues Sibille, Tony Wu, Bilal Omrani, Gautier Viaud, Céline Hudelot, and Pierre Colombo. 2025. ColPali: Efficient Document Retrieval with Vision Language Models. In *The Thirteenth International Conference on Learning Representations, ICLR 2025, Singapore, April 24–28, 2025*. OpenReview.net. <https://openreview.net/forum?id=ogJpZ8uSi>
- [11] Michael Günther, Saba Sturua, Mohammad Kalim Akram, Isabelle Mohr, Andrei Ungureanu, Bo Wang, Sedigheh Eslami, Scott Martens, Maximilian Werk, Nan Wang, and Han Xiao. 2025. jina-embeddings-v4: Universal Embeddings for Multimodal Multilingual Retrieval. arXiv:2506.18902 [cs.AI] <https://arxiv.org/abs/2506.18902>
- [12] Siwei Han, Peng Xia, Ruiyi Zhang, Tong Sun, Yun Li, Hongtu Zhu, and Huaxiu Yao. 2025. MDocAgent: A Multi-Modal Multi-Agent Framework for Document Understanding. arXiv:2503.13964 [cs.LG] <https://arxiv.org/abs/2503.13964>
- [13] Yuxuan Huang, Yihang Chen, Haozheng Zhang, Kang Li, Huichi Zhou, Meng Fang, Linyi Yang, Xiaoguang Li, Lifeng Shang, Songcen Xu, Jianye Hao, Kun Shao, and Jun Wang. 2025. Deep Research Agents: A Systematic Examination And Roadmap. arXiv:2506.18096 [cs.AI] <https://arxiv.org/abs/2506.18096>
- [14] Bowen Jin, Hansi Zeng, Zhenrui Yue, Jinsung Yoon, Sercan O Arik, Dong Wang, Hamed Zamani, and Jiawei Han. 2025. Search-R1: Training LLMs to Reason and Leverage Search Engines with Reinforcement Learning. In *Second Conference on Language Modeling*. <https://openreview.net/forum?id=Rwhi91ideu>
- [15] Jordy Van Landeghem, Rafal Powalski, Ruben Tito, Dawid Jurkiewicz, Matthew B. Blaschko, Lukasz Borchmann, Mickaël Coustaty, Sien Moens, Michal Pietruszka, Bertrand Anckaert, Tomasz Stanislawek, Pawel Józias, and Ernest Valveny. 2023. Document Understanding Dataset and Evaluation (DUDE). In *IEEE/CVF International Conference on Computer Vision, ICCV 2023, Paris, France, October 1–6, 2023*. IEEE, Paris, France, 19471–19483. doi:10.1109/ICCV51070.2023.01789
- [16] Chuhan Li, Ziyao Shanguan, Yilun Zhao, Deyuan Li, Yixin Liu, and Arman Cohan. 2024. M3SciQA: A Multi-Modal Multi-Document Scientific QA Benchmark for Evaluating Foundation Models. In *Findings of the Association for Computational Linguistics: EMNLP 2024*, Yaser Al-Onaizan, Mohit Bansal, and Yun-Nung Chen (Eds.). Association for Computational Linguistics, Miami, Florida, USA, 15419–15446. doi:10.18653/v1/2024.findings-emnlp.904
- [17] Kuan Li, Zhongwang Zhang, Huifeng Yin, Rui Ye, Yida Zhao, Liwen Zhang, Litu Ou, Dingchu Zhang, Xixi Wu, Jialong Wu, Xinyu Wang, Zile Qiao, Zhen Zhang, Yong Jiang, Pengjun Xie, Fei Huang, and Jingren Zhou. 2025. WebSailor-V2: Bridging the Chasm to Proprietary Agents via Synthetic Data and Scalable Reinforcement Learning. arXiv:2509.13305 [cs.LG] <https://arxiv.org/abs/2509.13305>
- [18] Xiaoxi Li, Guanting Dong, Jiajie Jin, Yuyao Zhang, Yujia Zhou, Yutao Zhu, Peitian Zhang, and Zhicheng Dou. 2025. Search-o1: Agentic Search-Enhanced Large Reasoning Models. arXiv:2501.05366 [cs.AI] <https://arxiv.org/abs/2501.05366>
- [19] Xiaoxi Li, Jiajie Jin, Guanting Dong, Hongjin Qian, Yutao Zhu, Yongkang Wu, Ji-Rong Wen, and Zhicheng Dou. 2025. WebThinker: Empowering Large Reasoning Models with Deep Research Capability. arXiv preprint arXiv:2504.21776 (2025).
- [20] Zijian Li, Xin Guan, Bo Zhang, Shen Huang, Houquan Zhou, Shaopeng Lai, Ming Yan, Yong Jiang, Pengjun Xie, Fei Huang, Jun Zhang, and Jingren Zhou. 2025. WebWeaver: Structuring Web-Scale Evidence with Dynamic Outlines for Open-Ended Deep Research. arXiv:2509.13312 [cs.CL] <https://arxiv.org/abs/2509.13312>
- [21] Zhang Li, Yuliang Liu, Qiang Liu, Zhiyin Ma, Ziyang Zhang, Shuo Zhang, Zidun Guo, Jiarui Zhang, Xinyu Wang, and Xiang Bai. 2025. MonkeyOCR: Document Parsing with a Structure-Recognition-Relation Triplet Paradigm. arXiv:2506.05218 [cs.CV] <https://arxiv.org/abs/2506.05218>
- [22] Xueguang Ma, Sheng-Chieh Lin, Minghan Li, Wenhui Chen, and Jimmy Lin. 2024. Unifying Multimodal Retrieval via Document Screenshot Embedding. In *Proceedings of the 2024 Conference on Empirical Methods in Natural Language Processing*, Yaser Al-Onaizan, Mohit Bansal, and Yun-Nung Chen (Eds.). Association for Computational Linguistics, Miami, Florida, USA, 6492–6505. doi:10.18653/v1/2024.emnlp-main.373
- [23] Yubo Ma, Yuhang Zang, Liangyu Chen, Meiqi Chen, Yizhu Jiao, Xinze Li, Xinyuan Lu, Ziyu Liu, Yan Ma, Xiaoyi Dong, Pan Zhang, Liangming Pan, Yu-Gang Jiang, Jiaqi Wang, Yixin Cao, and Aixin Sun. 2024. MMLONGBENCH-DQC: Benchmarking Long-context Document Understanding with Visualizations. In *Advances in Neural Information Processing Systems 38: Annual Conference on Neural Information Processing Systems 2024, NeurIPS 2024, Vancouver, BC, Canada, December 10–15, 2024*, Amir Globersons, Lester Mackey, Danielle Belgrave, Angela Fan, Ulrich Paquet, Jakub M. Tomczak, and Cheng Zhang (Eds.). [http://papers.nips.cc/paper\\_files/paper/2024/hash/ae0e43289bfe40c1fa34633fc608e92-Abstract-Datasets\\_and\\_Benchmarks\\_Track.html](http://papers.nips.cc/paper_files/paper/2024/hash/ae0e43289bfe40c1fa34633fc608e92-Abstract-Datasets_and_Benchmarks_Track.html)
- [24] Quentin Macé, António Loison, and Manuel Faysse. 2025. ViDoRe Benchmark V2: Raising the Bar for Visual Retrieval. arXiv:2505.17166 [cs.IR] <https://arxiv.org/abs/2505.17166>
- [25] Minesh Mathew, Viraj Bagal, Ruben Tito, Dimosthenis Karatzas, Ernest Valveny, and C. V. Jawahar. 2022. InfographicVQA. In *IEEE/CVF Winter Conference on Applications of Computer Vision, WACV 2022, Waikoloa, HI, USA, January 3–8, 2022*. IEEE, 2582–2591. doi:10.1109/WACV51458.2022.00264
- [26] Minesh Mathew, Dimosthenis Karatzas, and C. V. Jawahar. 2021. DocVQA: A Dataset for VQA on Document Images. In *IEEE Winter Conference on Applications of Computer Vision, WACV 2021, Waikoloa, HI, USA, January 3–8, 2021*. IEEE, Waikoloa, HI, USA, 2199–2208. doi:10.1109/WACV48630.2021.00225
- [27] Jake Poznanski, Jon Borchardt, Jason Dunkelberger, Regan Huff, Daniel Lin, Aman Rangapur, Christopher Wilhelm, Kyle Lo, and Luca Soldaini. 2025. olmOCR: Unlocking Trillions of Tokens in PDFs with Vision Language Models. arXiv:2502.18443 [cs.CL] <https://arxiv.org/abs/2502.18443>
- [28] Stephen E. Robertson, Steve Walker, Susan Jones, Micheline Hancock-Beaulieu, and Mike Gaford. 1994. Okapi at TREC-3. In *Proceedings of The Third Text REtrieval Conference, TREC 1994, Gaithersburg, Maryland, USA, November 2–4, 1994 (NIST Special Publication, Vol. 500-225)*, Donna K. Harman (Ed.). National Institute of Standards and Technology (NIST), Maryland, USA, 109–126. <http://trec.nist.gov/pubs/trec3/papers/city.ps.gz>
- [29] Wenxuan Shen, Mingjia Wang, Yaochen Wang, Dongping Chen, Junjie Yang, Yao Wan, and Weiwei Lin. 2025. Are We on the Right Way for Assessing Document Retrieval-Augmented Generation? arXiv:2508.03644 [cs.CL] <https://arxiv.org/abs/2508.03644>
- [30] Aditi Singh, Abul Ehtesham, Saket Kumar, and Tala Talaei Khoei. 2025. Agentic Retrieval-Augmented Generation: A Survey on Agentic RAG. arXiv preprint arXiv:2501.09136 (2025).
- [31] Ray Smith. 2007. An Overview of the Tesseract OCR Engine. In *ICDAR '07: Proceedings of the Ninth International Conference on Document Analysis and Recognition*. IEEE Computer Society, Washington, DC, USA, 629–633. <https://storage.googleapis.com/pub-tools-public-publication-data/pdf/33418.pdf>
- [32] Ryota Tanaka, Taichi Iki, Taku Hasegawa, Kyosuke Nishida, Kuniko Saito, and Jun Suzuki. 2025. VDocRAG: Retrieval-Augmented Generation over Visually-Rich Documents. In *IEEE/CVF Conference on Computer Vision and Pattern Recognition, CVPR 2025, Nashville, TN, USA, June 11–15, 2025*. Computer Vision Foundation / IEEE, 24827–24837. [https://openaccess.thecvf.com/content/CVPR2025/html/Tanaka\\_VDocRAG\\_Retrieval-Augmented\\_Generation\\_over\\_Visually-Rich\\_Documents\\_CVPR\\_2025\\_paper.html](https://openaccess.thecvf.com/content/CVPR2025/html/Tanaka_VDocRAG_Retrieval-Augmented_Generation_over_Visually-Rich_Documents_CVPR_2025_paper.html)
- [33] Yuan Y Tang, Seong-Whan Lee, and Ching Y Suen. 1996. Automatic document processing: a survey. *Pattern recognition* 29, 12 (1996), 1931–1952.
- [34] InternVL Team. 2025. InternVL3.5: Advancing Open-Source Multimodal Models in Versatility, Reasoning, and Efficiency. arXiv:2508.18265 [cs.CV] <https://arxiv.org/abs/2508.18265>
- [35] Qwen Team. 2025. Qwen3 Technical Report. arXiv:2505.09388 [cs.CL] <https://arxiv.org/abs/2505.09388>

- [36] Rubèn Tito, Dimosthenis Karatzas, and Ernest Valveny. 2023. Hierarchical multimodal transformers for Multi-Page DocVQA. arXiv:2212.05935 [cs.CV] <https://arxiv.org/abs/2212.05935>
- [37] DeepResearch Team Tongyi. 2025. Tongyi-DeepResearch. <https://github.com/Alibaba-NLP/DeepResearch>.
- [38] Bin Wang, Zhuangcheng Gu, Guang Liang, Chao Xu, Bo Zhang, Botian Shi, and Conghui He. 2024. UniMERNet: A Universal Network for Real-World Mathematical Expression Recognition. arXiv:2404.15254 [cs.CV] <https://arxiv.org/abs/2404.15254>
- [39] Bin Wang, Chao Xu, Xiaomeng Zhao, Linke Ouyang, Fan Wu, Zhiyuan Zhao, Rui Xu, Kaiwen Liu, Yuan Qu, Fukai Shang, Bo Zhang, Liqun Wei, Zhihao Sui, Wei Li, Botian Shi, Yu Qiao, Dahua Lin, and Conghui He. 2024. MinerU: An Open-Source Solution for Precise Document Content Extraction. arXiv:2409.18839 [cs.CV] <https://arxiv.org/abs/2409.18839>
- [40] Liang Wang, Nan Yang, Xiaolong Huang, Binxing Jiao, Linjun Yang, Daxin Jiang, Rangan Majumder, and Furu Wei. 2022. Text Embeddings by Weakly-Supervised Contrastive Pre-training. arXiv:2212.03533 [cs.CL]
- [41] Qiuchen Wang, Ruixue Ding, Zehui Chen, Wei Wu, Shihang Wang, Pengjun Xie, and Feng Zhao. 2025. ViDoRAG: Visual Document Retrieval-Augmented Generation via Dynamic Iterative Reasoning Agents. arXiv:2502.18017 [cs.CV] <https://arxiv.org/abs/2502.18017>
- [42] Renqiu Xia, Song Mao, Xiangchao Yan, Hongbin Zhou, Bo Zhang, Haoyang Peng, Jiahao Pi, Daocheng Fu, Wenjie Wu, Hancheng Ye, Shiyang Feng, Bin Wang, Chao Xu, Conghui He, Pinlong Cai, Min Dou, Botian Shi, Sheng Zhou, Yongwei Wang, Bin Wang, Junchi Yan, Fei Wu, and Yu Qiao. 2024. DocGenome: An Open Large-scale Scientific Document Benchmark for Training and Testing Multi-modal Large Language Models. arXiv:2406.11633 [cs.CV] <https://arxiv.org/abs/2406.11633>
- [43] Renjun Xu and Jingwen Peng. 2025. A Comprehensive Survey of Deep Research: Systems, Methodologies, and Applications. arXiv:2506.12594 [cs.AI] <https://arxiv.org/abs/2506.12594>
- [44] Jiabo Ye, Anwen Hu, Haiyang Xu, Qinghao Ye, Ming Yan, Yuhao Dan, Chenlin Zhao, Guohai Xu, Chenliang Li, Junfeng Tian, et al. 2023. mplug-docowl: Modularized multimodal large language model for document understanding. arXiv preprint arXiv:2307.02499 (2023).
- [45] Yanzhao Zhang, Mingxin Li, Dingkun Long, Xin Zhang, Huan Lin, Baosong Yang, Pengjun Xie, An Yang, Dayiheng Liu, Junyang Lin, Fei Huang, and Jingren Zhou. 2025. Qwen3 Embedding: Advancing Text Embedding and Reranking Through Foundation Models. arXiv:2506.05176 [cs.CL] <https://arxiv.org/abs/2506.05176>
- [46] Anni Zou, Wenhao Yu, Hongming Zhang, Kaixin Ma, Deng Cai, Zhuosheng Zhang, Hai Zhao, and Dong Yu. 2024. DOCBENCH: A Benchmark for Evaluating LLM-based Document Reading Systems. arXiv:2407.10701 [cs.CL] <https://arxiv.org/abs/2407.10701>

## A M4DocBENCH: Supplementary Materials

**Statistical Details.** In this section, we provide more fine-grained statistics of M4DocBENCH, which supplements analysis in Section 4.4. In Table 5, we report the statistical details about multimodal documents in M4DocBENCH. Note that documents of all domains contain considerable figures and tables. In Table 7, we provide more fine-grained statistics of M4DocBENCH by domains as well as statistics of question, document, evidence, answer, etc.

**Annotation Demonstration.** Although Figure 1 shows a typical annotation of M4DocBENCH, we provide two more annotation examples as shown in Figure 4. This is to facilitate readers’ understanding on M4DocBENCH and its annotation process in Section 4.3.

Domain	Doc Count	Avg Page	Avg Word	Avg Fig.	Avg Tab.	Avg Eq.
Research	166	26.7	21.8k	17.3	11.5	2.1
Insurance	43	11.0	5.5k	10.8	5.4	0.0
Education	56	7.5	3.9k	4.3	4.3	0.0
Finance	38	22.2	11.2k	14.4	9.5	0.0
<b>Overall</b>	<b>303</b>	<b>20.4</b>	<b>14.8k</b>	<b>13.6</b>	<b>9.0</b>	<b>1.2</b>

Table 5: Document statistics across different domains

	Model	Size	Base Model	HuggingFace Checkpoint
Text	BM25	-	-	-
	BGE-M3	0.56B	XLNet-RoBERTa-large	BAAI/bge-m3
	E5	0.34B	BERT-large	intfloat/e5-large-v2
	Qwen3-embed	0.6B	Qwen3-0.6B-Base	Qwen/Qwen3-Embedding-0.6B
	Qwen3-reranker	0.6B	Qwen3-0.6B-Base	Qwen/Qwen3-Reranker-0.6B
Visual	DSE <sub>wiki-ss</sub>	4.15B	Phi-3-Vision	Tevatron/dse-phi3-v1.0
	ColPali	2.92B	PaliGemma	vidore/colpali
	ColQwen2	2.21B	Qwen2-VL-2B-Instruct	vidore/colqwen2-v1.0
	Jina-embed-v4	3.75B	Qwen2.5-VL-3B-Instruct	jinaai/jina-embeddings-v4

Table 6: Checkpoints for Text and Vision Retrievers.

## B Implementation Details

**Multimodal Document Parsing.** We utilize MinerU v2.0.6 for document parsing. The chunking strategy segments text when: (1) length exceeds 300 tokens, (2) page boundaries are crossed, or (3) section headers are encountered. Images and tables are extracted as independent units. **Image Processing:** Visual content was processed using *Qwen2.5-VL-7B-Instruct*<sup>4</sup> for description generation. Visual chunks of image size less than 10KB are excluded. This is to filter decorative icons and insignificant graphics, as well as relieving computational overhead. **OCR Processing:** PDF pages were converted using PyMuPDF (fitz) and subjected to Tesseract OCR with a chunk size of 140 characters for structured text extraction.

**Multimodal Indexing and Data Persistence.** We deploy *MySQL database* to store document metadata, including document summaries, structured full-text, chunks (both text and cropped images), pages (both text and screenshots), and layout bounding boxes (bbox coordinates). We summarize the checkpoints for retriever deployments in Table 6. Retrievers are used to convert passages of different modalities and granularities into vector representations. We deploy *Milvus vector database* to maintain dense vectors for textual and visual chunks, and page screenshots. Document names serve as filtering conditions for retrieval operations. For *multi-vector storage*, we save them locally as np.savez\_compressed, with each document stored as an individual NPZ file for efficient retrieval.

**Deep Research Framework.** We implement DOC-RESEARCHER, the multi-agent deep research workflow using LangGraph<sup>5</sup>.

## C Extended Experimental Results

Figure 6 depicts the accuracy and performance of DOC-RESEARCHER according to different domains and granularities. Figure 7a depicts the retrieval performance on M4DocBENCH by 4 different domains and 3 different top-*k* settings. Figure 7b depicts the retrieval performance on MMDocIR by 10 different domains and 3 different top-*k* settings. This is extended retrieval results of Table 2.

Received 20 February 2007; revised 12 March 2009; accepted 5 June 2009

<sup>4</sup>Qwen2.5-VL-7B-Instruct is served using vLLM for efficient and stable inference.

<sup>5</sup><https://www.langchain.com/langgraph>



Metric	Education	Finance	Insurance	Research	Overall
<b>Question Statistics</b> : <i>at least one evidence, evidence of multiple modalities and from multi-documents, multi-turn conversations</i>					
#Question	30	36	24	68	158
TXT/TAB/I	24 / 22 / 0	34 / 24 / 28	18 / 22 / 12	50 / 20 / 30	126 / 88 / 70
Multi-mod/doc/turn	22 / 30 / 4	36 / 36 / 6	18 / 22 / 16	36 / 56 / 32	112 / 144 / 58
<b>Document Statistics per Question</b> : <i>min / max / median / avg</i>					
#Docs (total)	4 / 16 / 8 / <u>7.8</u>	9 / 12 / 9 / <u>10.0</u>	9 / 42 / 11 / <u>13.8</u>	5 / 22 / 17 / <u>15.9</u>	4 / 42 / 11 / <u>12.7</u>
#Docs (relevant)	2 / 6 / 2 / <u>3.0</u>	3 / 7 / 3 / <u>3.9</u>	1 / 10 / 3 / <u>4.6</u>	1 / 10 / 4 / <u>3.8</u>	1 / 10 / 3 / <u>3.8</u>
<b>Evidence Statistics per Question</b> : <i>min / max / median / avg</i>					
#Total Page	8/174/55/ <u>72.5</u>	151/357/207/ <u>222.6</u>	123/461/165/ <u>195.8</u>	132/836/484/ <u>493.0</u>	8/836/228/ <u>306.4</u>
#Relevant Page	2 / 8 / 3 / <u>3.3</u>	3 / 19 / 6 / <u>6.7</u>	2 / 31 / 4 / <u>9.6</u>	1 / 19 / 7 / <u>7.9</u>	1 / 31 / 5 / <u>7.0</u>
#Layout	2 / 8 / 5 / <u>4.9</u>	6 / 48 / 12 / <u>14.8</u>	2 / 40 / 6 / <u>11.7</u>	1 / 157 / 16 / <u>20.6</u>	1 / 157 / 8 / <u>14.8</u>
<b>Evidence Modality Distribution</b> : <i>text (body text, title, equations, etc) / table / image (figure, chart, infographic, etc)</i>					
% by #Chunk	52.4 / 47.6 / 0.0	44.0 / 38.0 / 18.0	49.6 / 42.6 / 7.8	83.8 / 6.8 / 9.4	67.5 / 16.6 / 15.9
% by Bbox Area	28.2 / 71.8 / 0.0	41.5 / 22.1 / 36.4	9.2 / 83.8 / 7.0	69.0 / 18.4 / 12.6	40.9 / 30.2 / 28.9
<b>Answer Statistics: length (words)</b> : <i>min / max / median / avg</i>					
Short Answer	13 / 303 / 26 / <u>49.1</u>	35 / 383 / 85 / <u>108.7</u>	13 / 80 / 50 / <u>48.4</u>	5 / 117 / 32 / <u>36.1</u>	5 / 383 / 44 / <u>59.7</u>
Long answer	40/747/122/ <u>174.7</u>	185/698/478/ <u>464.8</u>	115/650/266/ <u>314.2</u>	23/550/112/ <u>183.4</u>	23/747/223/ <u>272.0</u>
<b>Other Statistics</b> : <i>min / max / median / avg</i>					
#Multi-turn	2 / 2 / 2 / <u>2.0</u>	2 / 2 / 2 / <u>2.0</u>	2 / 4 / 3 / <u>2.6</u>	2 / 3 / 2 / <u>2.2</u>	2 / 4 / 2 / <u>2.3</u>
#Search clauses	2 / 8 / 3 / <u>3.7</u>	2 / 12 / 5 / <u>5.2</u>	3 / 10 / 5 / <u>4.8</u>	1 / 6 / 3 / <u>3.1</u>	1 / 12 / 3 / <u>3.9</u>

Table 7: Statistical details of M4DocBENCH by domains and

(a) The question requires integrating textual and tabular evidence from multiple market analysis reports to compare fund-raising and exit-return proportions across different months. The reasoning involves multi-hop retrieval and numerical computation across documents.

"qid": 72, "domain": "finance",  
 "history": [{"role": "user", "message": "In 1H 2025, for the sector with the highest IPO fundraising amount, what were the respective proportions of fundraising in May and April?"}, {"role": "assistant", "message": "... HKEX Main Board... May ¥463.57B ... 53.45% ... April ... ¥24.58B ... 2.83% ..."}]  
 "question": "In May and April 2025, how did the proportions of HKEX Main Board book exit returns within the first half compare with the proportions of IPO fundraising in the same period, and what were the differences and changes?"  
 "doc\_list": ["25-5.pdf", "25-4.pdf", "...", "xx.pdf", "25-7.pdf", "25-5-B.pdf"]  
 "doc\_relevant": ["25-5.pdf", "25-4.pdf", "25-H1.pdf", "..."]  
 "search\_clause": ["Fundraising amount on the HKEX Main Board in H1 2025", "Book return amount from exits on ... in May 2025"]  
 "evidence\_chunk\_list": [{"doc": "25-5.pdf", "type": "chunk", "id": 1, "page": 5, "page\_size": [1080, 1919], "layout\_box": [[72, 289, 992, 553]], [119, 1292, 960, 1773]}, {"doc": "25-H1.pdf", "type": "summary"}]  
 "evidence\_meta\_list": [{"doc": "25-H1.pdf", "id": 6, "type": "summary"}]  
 "answer\_short": "..."  
 "answer\_long": "1H25 HKEX Main Board exit returns: ¥582.03B (May 16.97%, Apr 22.99%) [citation:1][citation:4]. IPO funds: ¥867.30B (May 53.45%, Apr 2.83%) [citation:2][citation:3]. → May: IPO >> exits;..."

(b) This example illustrates a cross-document, cross-modal, multi-hop reasoning task. The model needs to extract and compare structured program information across multiple brochures to determine the shortest graduation time under the given limitation.

"qid": 47, "domain": "education", "history": [...]  
 "question": "NUS MSc FT, BA, EBA, QF - for full-time students with 6-month internship/capstone, what is the minimum graduation time?"  
 "doc\_list": ["QF.pdf", "BA.pdf", "...", "CS.pdf", "EE.pdf", "..."]  
 "doc\_relevant": ["QF.pdf", "BA.pdf", "EBA.pdf", "FT.pdf", "..."]  
 "search\_clause": ["FinTech Internship duration", "BA full-time duration", "..."]  
 "evidence\_chunk\_list": [{"doc": "FT.pdf", "type": "chunk", "id": 1, "page": 1, "page\_size": [595, 841], "layout\_box": [[65, 257, 532, 326]], "layout\_type": "table", "layout\_info": "1123.jpg", "..."}]  
 "evidence\_meta\_list": []  
 "answer\_short": "BA: 14 months, FinTech: 1.5 years"  
 "answer\_long": "The eligible programs are BA (minimum 14 months) and FinTech (minimum 1.5 years), [citation:1]..."

Figure 4: Demonstration of two typical annotations of M4DocBENCH. Note that they are simplified for brevity.

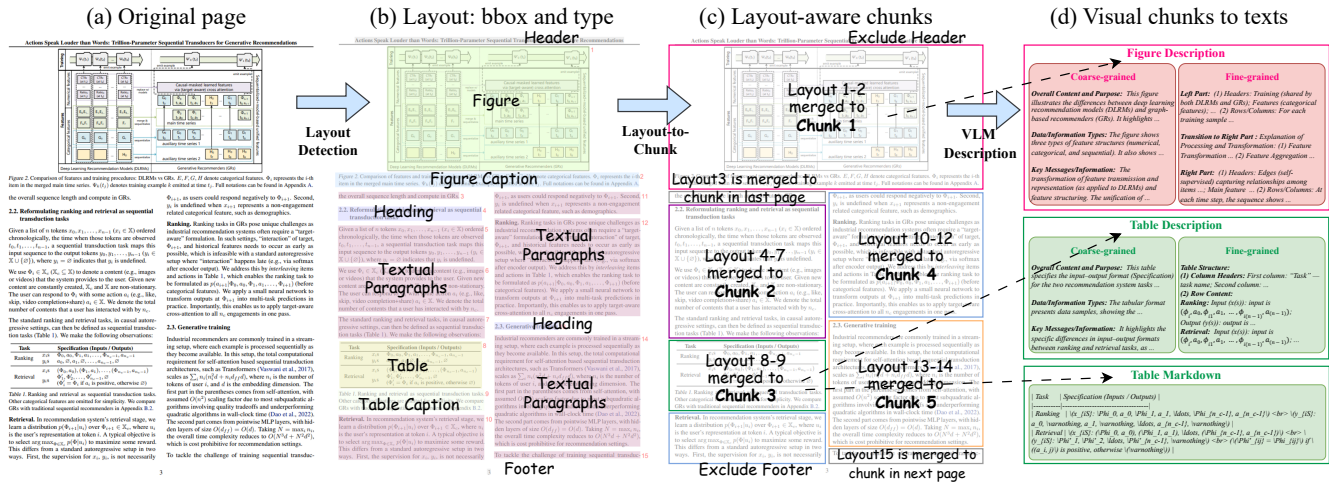


Figure 5: The overview of layout-aware chunking process and multimodal-to-text transcription.

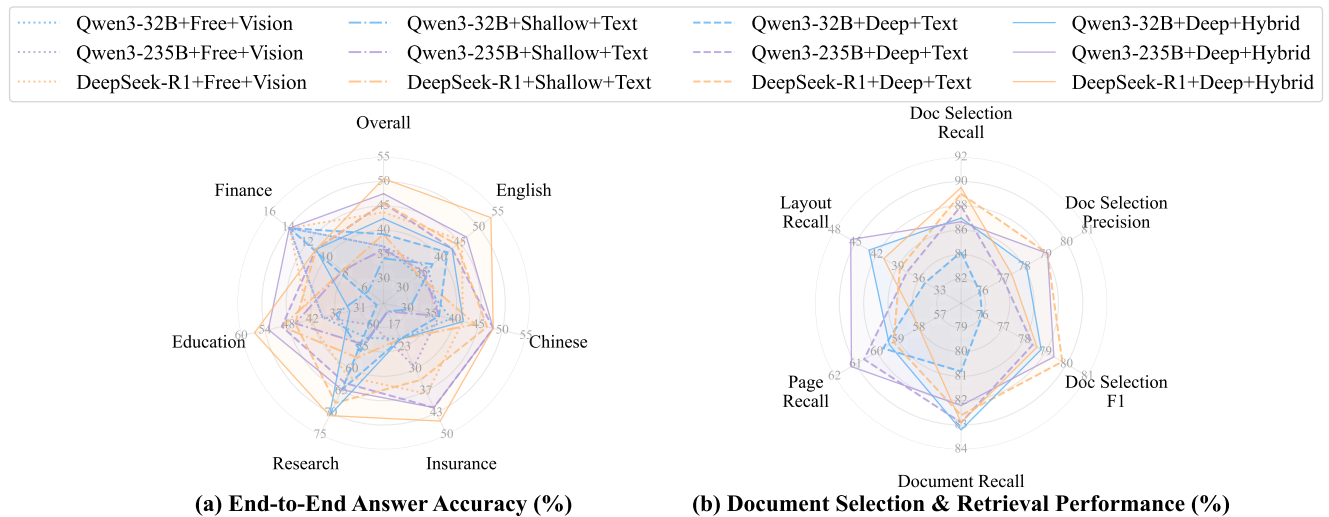


Figure 6: Accuracy and retrieval performance of DOC-RESEARCHER using different backbone LLMs and retrieval schemes.

