

# Embedding the MLOps Lifecycle into OT Reference Models

Simon Schindler<sup>1</sup>, Christoph Binder<sup>2</sup>  
Lukas Lürzer<sup>1</sup>, and Stefan Huber<sup>1</sup>

<sup>1</sup>Josef Ressel Centre for Intelligent and Secure Industrial Automation

<sup>2</sup>Josef Ressel Centre for Dependable System-of-Systems Engineering

Salzburg University of Applied Sciences, Austria

{simon.schindler, christoph.binder, lukas.luerzer, stefan.huber}  
@fh-salzburg.ac.at

**Abstract.** Machine Learning Operations (MLOps) practices are increasingly adopted in industrial settings, yet their integration with Operational Technology (OT) systems presents significant challenges. This paper analyzes the fundamental obstacles in combining MLOps with OT environments and proposes a systematic approach to embed MLOps practices into established OT reference models. We evaluate the suitability of the Reference Architectural Model for Industry 4.0 (RAMI 4.0) and the International Society of Automation Standard 95 (ISA-95) for MLOps integration and present a detailed mapping of MLOps lifecycle components to RAMI 4.0 exemplified by a real-world use case. Our findings demonstrate that while standard MLOps practices cannot be directly transplanted to OT environments, structured adaptation using existing reference models can provide a pathway for successful integration.

## 1 Introduction

**Motivation and Problem Statement** The increasing adoption of Machine Learning (ML) in industrial environments promises significant improvements in efficiency, quality, and productivity. However, the systematic integration of MLOps practices into OT systems remains a significant challenge. While MLOps has proven successful in traditional Information Technology (IT) environments, its application in industrial settings is hindered by strict requirements for safety, real-time performance, and reliability.

Industrial automation systems face a fundamental conflict when adopting MLOps practices: they must maintain strict operational requirements while accommodating the dynamic nature of ML systems. Traditional OT systems are designed for stability and deterministic behavior, whereas MLOps emphasizes continuous updates and iterative improvement. This creates tensions in several key areas. Real-time performance requirements conflict with the variable latency typical of ML inference. Safety and reliability standards restrict the ability to perform continuous deployment. Resource constraints on edge devices limit the complexity of deployable models. Additionally, legacy equipment and protocols complicate data collection and model deployment.

**Research Questions.** These challenges necessitate a systematic approach to adapt MLOps practices for industrial environments while preserving the core principles of OT systems. The goal is to bring agile and iterative ML practices to manufacturing while maintaining operational stability. This paper examines how MLOps can be effectively integrated into established OT reference models by answering the following research questions:

1. What are the main challenges for the integration of MLOps into OT systems?
2. Given these challenges, can prevalent MLOps reference models be embedded into prevalent OT reference architecture models like RAMI 4.0 or ISA-95?

**Related Work** To the best of our knowledge, there is no existing work that systematically embeds the MLOps lifecycle into OT reference models. However, there are works that address the challenges of MLOps in industrial settings and propose concrete solutions that might be relevant for the reader of this paper. In [1], Faubel et al. provide a systematic analysis of MLOps challenges in Industry 4.0 environments. Their findings reveal that while most MLOps activities remain similar to traditional software contexts, significant challenges emerge in data collection, infrastructure management, and deployment. While they identify these challenges, they do not provide a comprehensive framework that integrates MLOps within established OT reference models.

In [2], Hegedüs et al. propose concrete solutions to these industrial MLOps challenges through a specialized engineering toolchain. Their architecture addresses key requirements of industrial environments: digital twin integration for testing and validation, infrastructure adaptation for edge deployment, robust monitoring capabilities, and sandboxes for development and validation of ML models. However, their approach focuses primarily on technical implementation rather than establishing a standardized methodology that aligns with existing OT frameworks.

This research gap - the lack of a systematic integration of MLOps practices within established OT reference models - presents significant challenges for organizations attempting to implement ML solutions in industrial environments. Our work addresses this gap by providing a comprehensive framework that embeds the MLOps lifecycle into OT reference models, thereby creating a standardized approach that facilitates adoption across industrial sectors.

**Contribution.** The main contributions of this work are:

- The identification of key challenges for integrating MLOps into OT environments, focusing on embedding respective MLOps phases into appropriate layers of the OT architecture - extending beyond the analysis of Faubel et al. [1] by providing concrete integration patterns.
- The systematic evaluation of OT reference models RAMI 4.0 and ISA-95 for their suitability to integrate MLOps, addressing the gap left by Hegedüs et al. [2] who focus on technical implementation without reference model integration.

- A comprehensive mapping of the MLOps lifecycle into the RAMI 4.0 reference model.
- A validation of the proposed mapping through application to a real-world industrial use case.

## 2 Background

### 2.1 MLOps: Machine Learning Operations

The field of MLOps is a collection of tools, techniques and processes/models enabling structured approaches for the development, training, evaluation, tracking, deployment and monitoring of ML models. It adopts and extends ideas taken from Development Operations (DevOps) for the development and integration of ML into software environments, while addressing the specific challenges of operationalizing ML systems [3, 4].

According to Symonidis et al. [5] and aligned with the practitioners guide for MLOps [4] by Google, the MLOps lifecycle comprises the following phases, as illustrated in Figure 1:

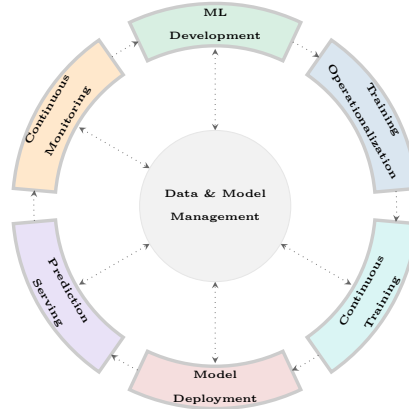


Fig. 1: The MLOps lifecycle as described in [4] showing its key components and their interactions.

- **ML Development:** Development of reproducible procedures, including data preparation, transformation, model training and evaluation.
- **Training Operationalization:** Automation of training pipeline deployment, including packaging, testing, and validation processes.
- **Continuous Training:** Systematic execution of training pipelines triggered by new data, code changes, or scheduled updates.

- **Model Deployment:** Deployment of models to serving environments for experimental validation and production use.
- **Prediction Serving:** Production inference through deployed models.
- **Continuous Monitoring:** Assessment of model effectiveness and computational efficiency in production environments.
- **Data and Model Management:** Central governance framework ensuring artifact auditability, traceability, and compliance while facilitating asset reusability and discovery.

As visualized in Fig. 1 the **Data and Model Management** component is central to the lifecycle, bidirectionally interacting and synchronizing with most phases. The interactions between the phases are mostly unidirectional serving key outputs as inputs to the next phase. A high level overview of the control flow is the following: Source code and data from the **ML Development** phase are used to create the training pipeline in the **Training Operationalization** phase. The training pipeline is then executed in the **Continuous Training** phase, resulting in a trained model which is then registered with **Data and Model Management** and deployed in the **Model Deployment** phase. This model is then packaged in a self contained unit and deployed to a serving environment in the **Prediction Serving** phase which supplies logs about the model performance to the **Continuous Monitoring** phase. Any feedback from the monitoring phase is then used to update the model in the **ML Development** phase, which closes the cycle.

## 2.2 Reference Models for Operational Technology

Industrial automation systems rely heavily on OT, which encompasses the hardware and software that monitors and controls physical processes in industrial environments. Unlike IT, which primarily manages data-centric operations, OT systems are cyber-physical systems and hence directly interface with physical equipment and processes. Reference models, such as RAMI 4.0 or the ISA-95 standard, play a crucial role in structuring and understanding these systems by providing standardized frameworks for system organization, communication hierarchies, and security implementations. These models have become particularly important as industries progress towards greater integration of OT and IT systems, enabling data-driven operations while maintaining clear architectural boundaries and operational safety. The following subsections provide a brief overview of the RAMI 4.0 and ISA-95 reference models.

**RAMI 4.0.** The Reference Architectural Model for Industry 4.0 (RAMI 4.0) provides a three-dimensional framework that describes the fundamental aspects of Industry 4.0. It combines business layers, life cycle stages, and the hierarchy levels of industrial production into a unified model. The architecture extends traditional automation hierarchies by incorporating product and work-piece related aspects, thus enabling the representation of distributed manufacturing systems.

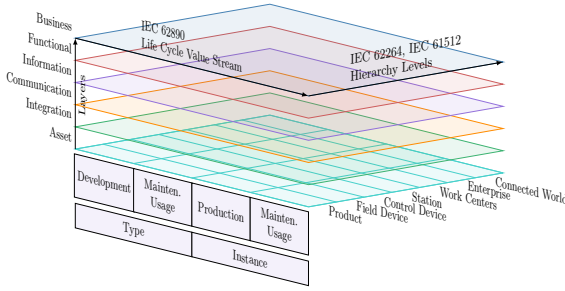


Fig. 2: The RAMI 4.0 Model

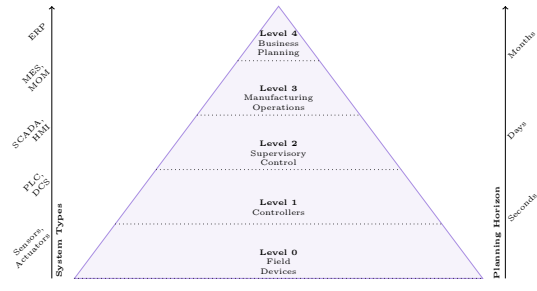


Fig. 3: The ISA-95 Model

RAMI 4.0's layered approach, from asset to business level, facilitates the integration of existing standards while providing a foundation for future Industry 4.0 implementations.

Fig. 2 shows the RAMI 4.0 model with these three dimensions: hierarchy levels, lifecycle stages, and layers. The hierarchy levels extend from the product level through various manufacturing stages up to the connected world, reflecting the complete industrial environment. The lifecycle dimension, based on IEC 62890, represents the product and production lifecycle, distinguishing between type and instance phases. The layers dimension describes different aspects from physical assets to business processes, providing a service-oriented perspective. This layered architecture enables the systematic integration of various manufacturing components and processes, while maintaining clear architectural boundaries between functional domains.

**ISA-95** The ISA-95 standard presents a hierarchical five-level model for enterprise-control system integration. It defines standardized terminology and information models that facilitate communication between enterprise systems and manufacturing operations. This framework enables consistent system integration while preserving clear functional boundaries. The hierarchical structure supports organizations in implementing and maintaining complex automation systems with proper separation of operational responsibilities.

Fig. 3 illustrates the hierarchical structure of ISA-95. At Level 4, business planning and logistics handle enterprise-level activities through Enterprise Resource Planning (ERP) systems. Level 3 encompasses manufacturing operations management (MES/MOM), coordinating workflow, recipe management, and production scheduling. Level 2 consists of supervisory control systems (Supervisory Control and Data Acquisition (SCADA)) for monitoring and controlling multiple processes. Level 1 contains the direct control systems (PLCs, DCS) that manage specific production processes, while Level 0 comprises the actual production process with its sensors and actuators. Each level operates on different time scales, from months at Level 4 down to seconds or milliseconds at Level 0, reflecting the distinct operational requirements at each layer of the automation hierarchy.

### 3 Challenges of MLOps in OT

Combining MLOps with OT systems requires a thorough understanding of each domain’s guiding principles and constraints. While MLOps has found its use in IT-centric applications, OT is still lacking adoption because it demands highly reliable and real-time processes. Particularly, OT is governed by safety and compatibility standards like NIST 800-82 [6], which provides guidance on securing OT systems while addressing their unique requirements [1]. Additionally frameworks like ISA-95 and RAMI 4.0 structure data, control, and lifecycles in a different way than solely software based IT environments. The following sections examine the key challenges and characteristics that emerge when integrating MLOps into OT environments.

#### 3.1 Core OT System Requirements

**Real-time and Deterministic Requirements.** Many OT systems have real-time operations as a core task. OT demands strict timing constraints, which NIST 800-82 [6] additionally emphasizes. In practice, slight latency or jitter can lead to suboptimal operation which can damage machines or endanger humans. This creates significant challenges for ML model deployment and inference, requiring specialized frameworks and careful consideration of processing locations to meet timing requirements [7].

**High Reliability and Availability.** OT systems cannot tolerate unplanned downtime as it leads to safety incidents, damaged equipment, and lost productivity. These high stakes require redundancy and fault-tolerant architectures by design [7]. Common MLOps practices like rolling updates or iterative testing become problematic when dealing with real-time OT systems running 24/7, necessitating new approaches to model deployment and updates.

#### 3.2 Integration and Infrastructure Challenges

**Infrastructure and Resource Constraints.** Edge devices and industrial systems have limited computational capabilities compared to traditional IT infrastructure. This requires specialized deployment automation and frameworks, often necessitating lightweight versions of ML frameworks designed specifically for edge deployment. The heterogeneous nature of OT hardware, communication protocols and operating systems further complicates testing and deployment across diverse legacy equipment and modern automation systems.

**Data and Integration Requirements.** Industrial systems demand real-time processing and low-latency decision making capabilities. Mission-critical data often cannot leave on-premises due to volume or security concerns, requiring edge processing solutions. Systems must integrate with existing Manufacturing Execution Systems (MES) and ERP systems while maintaining bi-directional synchronization between physical systems and their digital twins.

### 3.3 Operational and Compliance Considerations

**Safety-Critical and Regulated Environments.** NIST 800.82 emphasizes cybersecurity importance, as breaches or system malfunctions can lead to physical hazards. OT settings must comply with domain-specific regulations like IEC 62443 for industrial cybersecurity or ISO standards for quality management. This compliance landscape creates strict constraints on how new ML models can be integrated and validated.

**Validation and Testing Constraints.** The industrial context severely limits in-production testing practices common in IT MLOps. Organizations must develop specialized isolated sandboxes that accurately simulate industrial environments for testing. Strict waterfall-like engineering standards in industrial settings limit continuous deployment practices, requiring careful adaptation of MLOps principles to work within existing processes.

**Architectural Considerations.** OT systems vary significantly in their architectural approach. Some rely on centralized SCADA systems, while others distribute control logic to edge devices or local PLC networks. ML-based solutions might run on edge devices on the shop floor to bypass cloud dependencies. As NIST 800-82 [6] documents, architectures can range from deeply hierarchical setups to more modern, service-oriented ones, making it clear that standard cloud-based MLOps approaches rarely apply unmodified in OT environments.

## 4 Embedding MLOps into OT Reference Models

### 4.1 ISA-95 and MLOps

The ISA-95 standard is a comprehensive framework, but because of its comprehensive nature and focus on enterprise-control system integration, it lacks the granularity in the hierarchy dimension as well as further dimensions to provide a detailed mapping of MLOps components within an industrial production environment. When mapping MLOps lifecycle phases to ISA-95, many of the phases can be located in multiple, if not all, levels of the model. For example, **Model Deployment** can occur at the lowest level on the shop floor, but also at the enterprise level, depending on the use case. Similarly, **Continuous Training** can be performed at the lowest level, but also at the enterprise level, depending on the data sources and training architecture. This ambiguity in placement makes it challenging to establish clear governance boundaries and responsibilities.

Since this provides no additional insights into the integration of MLOps into OT systems, we restrict our focus to the RAMI 4.0 model, which provides more structure than ISA-95 by incorporating further dimensions and also adds granularity in the hierarchy dimension. The RAMI 4.0 framework’s three-dimensional approach (hierarchy levels, lifecycle value stream, and layers) enables a more precise mapping of MLOps components within industrial environments, facilitating better alignment between data science workflows and OT infrastructure.

Table 1: MLOps Mapped to RAMI 4.0

MLOps Phase	RAMI 4.0 Dimensions	Tasks
Model Development	Hierarchy: Station/Enterprise Lifecycle: Type/Development Layers: Communication & Information	Development of ML models
Training Operationalization	Hierarchy: Station/Enterprise Lifecycle: Type/Usage Layers: Communication & Information	Data Preprocessing & Development of training pipeline
Continuous Training	Hierarchy: Station/Enterprise Lifecycle: Instance/Usage Layers: Communication & Information	(Re-)Training of models with training pipeline
Model Deployment	Hierarchy: Field/Control/Enterprise Lifecycle: Type/Usage Layers: Function	Deployment models on inference servers or edge devices
Prediction Serving	Hierarchy: Field-Enterprise Lifecycle: Instance/Production Layers: Asset	Application models during production
Continuous Monitoring	Hierarchy: Field-Enterprise Lifecycle: Instance/Usage Layers: Function & Business	Monitoring of models and data & Triggering of updates

## 4.2 RAMI 4.0 and MLOps

To ensure the dynamic applicability of RAMI 4.0 and provide a structured framework for the industrial application of MLOps, a systematic mapping is required. This mapping aligns MLOps phases with RAMI 4.0’s hierarchy levels, lifecycle stages, and architectural layers. By structuring this mapping, organizations can bridge the gap between ML workflows and industrial automation processes. It facilitates interoperability, traceability, and efficient system integration while ensuring that MLOps remains adaptable to evolving industry requirements. Table 1 outlines the mapping, which is subsequently summarized and explained. Finally, the mapping is evaluated within a real-world use case.

The following elaborates on the summary in Table 1 in more detail:

### Hierarchy Levels

- **Product/Field Device/Control Device:** Sensors and actuators collect data for training and inference. When latency requirements are strict, inference can be executed on embedded systems at the Field Device and Control Device levels. This directly addresses the "Real-time and Deterministic Requirements" challenge by minimizing network latency and ensuring time-critical processing occurs close to the physical process.



- **Station/Enterprise/Connected World:** Model training, experiment tracking, and orchestration occur at higher hierarchy levels, leveraging cloud platforms or on-premises high performance computing clusters for complex training jobs. This approach mitigates the "Infrastructure and Resource Constraints" challenge by placing computationally intensive operations where sufficient resources exist while maintaining operational separation from critical control systems.

### Lifecycle and Value Stream

- **Development & Production:** The core ML phases (data ingestion, training, deployment, monitoring) are embedded into the standard lifecycle phases of product and system engineering. During Type phases (system design), data requirements and model training strategies are established. In Instance phases (production runtime), continuously trained models are deployed. This structured approach addresses the "Validation and Testing Constraints" challenge by providing clear separation between development and production environments while maintaining compliance with industrial engineering standards.
- **Operation & Maintenance:** RAMI 4.0 maintenance phases naturally align with continuous retraining and model updates in MLOps. Performance monitoring in production helps identify optimization potential, leading to triggered deployment of improved models. This alignment addresses the "High Reliability and Availability" challenge by integrating model updates into existing maintenance frameworks that preserve system stability and operational continuity.

### Layers

- **Asset & Integration Layers:** Physical sensors feed raw signals to integration components adding higher level context about the production process and unify heterogeneous protocols (fieldbuses, industrial Ethernet) into a normalized data pipeline, located within MLOps data management. Using Open Platform Communications Unified Architecture (OPC UA) as a communication protocol, this integration addresses the "Data and Integration Requirements" challenge by enabling the use of specialized components for ML as well as legacy equipment. In the inference phase Assets in all hierarchy levels can be actors executing model decisions.
- **Communication & Information Layers:** These layers securely host the training data, model parameters and source code. Metadata about experiments, training runs, and performance are captured to ensure interoperability and traceability. This approach addresses the "Safety-Critical and Regulated Environments" challenge by providing comprehensive documentation and auditability required for regulatory compliance.
- **Functional & Business Layers:** Model orchestration, decision-support logic, and management dashboards align with the Functional Layer. The

Business Layer focuses on enterprise-level objectives, such as reducing downtime or improving throughput. This alignment enables data-driven decision making at appropriate organizational levels.

Data and Model Management is done in parallel to the other six phases, as it is centered in the MLOps cycle. Thus, it is also not placed in RAMI 4.0 but rather as a parallel task next to the three-dimensional cube influencing all layers, hierarchy levels, or lifecycle phases. To give a more detailed specification, data management is mainly performed on the Asset and Integration Layers, as it originates from real production system components. Model management, on the other hand, is primarily handled in the Communication and Information Layers, where model metadata, versioning, and interoperability are ensured.

All these alignments address the “Architectural Considerations” challenge by respecting the existing operational structures while enhancing them with data-driven decision-making capabilities.

## 5 MLOps on an ICS Testbed

This section describes the setup of a MLOps pipeline on a testbed simulating an Industrial Control Systems environment and evaluates the mapping of MLOps to the RAMI 4.0 model using the RAMI 4.0 Toolbox [8] and system models based on Model-Based Systems Engineering (MBSE).

### 5.1 Testbed Description

For our evaluation, we utilize an industrial testbed designed to simulate a whole production process including three injection molding machines, four robotic arms, a conveyor belt, and the necessary encompassing multi-layered architecture. It reflects a real industrial environment, with distinct OT and IT domains separated by appropriate security boundaries.

The core automation layer consists of multiple PLCs (B&R and Sigmatek) that control simulated physical processes, while Automation PCs running KUKA software manage robotic operations. A SCADA system implemented with COPA-DATA Zenon provides supervisory control and visualization. Network infrastructure includes segmented switches and firewalls enforcing zone separation according to ISO 62443 and more industrial security best practices, including granular access control and a separated zone for insecure legacy devices.

The data flow begins with process data generated by PLCs and exposed via OPC UA servers. A central Information Engine (IE) collects this data and forwards it to a Kafka cluster for streaming and transformation. This architecture enables data to be processed, stored, and made available to analytics systems while maintaining OT operational integrity. Data storage follows a tiered approach with short-term retention in the IE and long-term archival in NAS infrastructure.

For ML, the testbed connects an on-premises dedicated GPU cluster using SLURM for computational resource management with an on-premises MLFlow

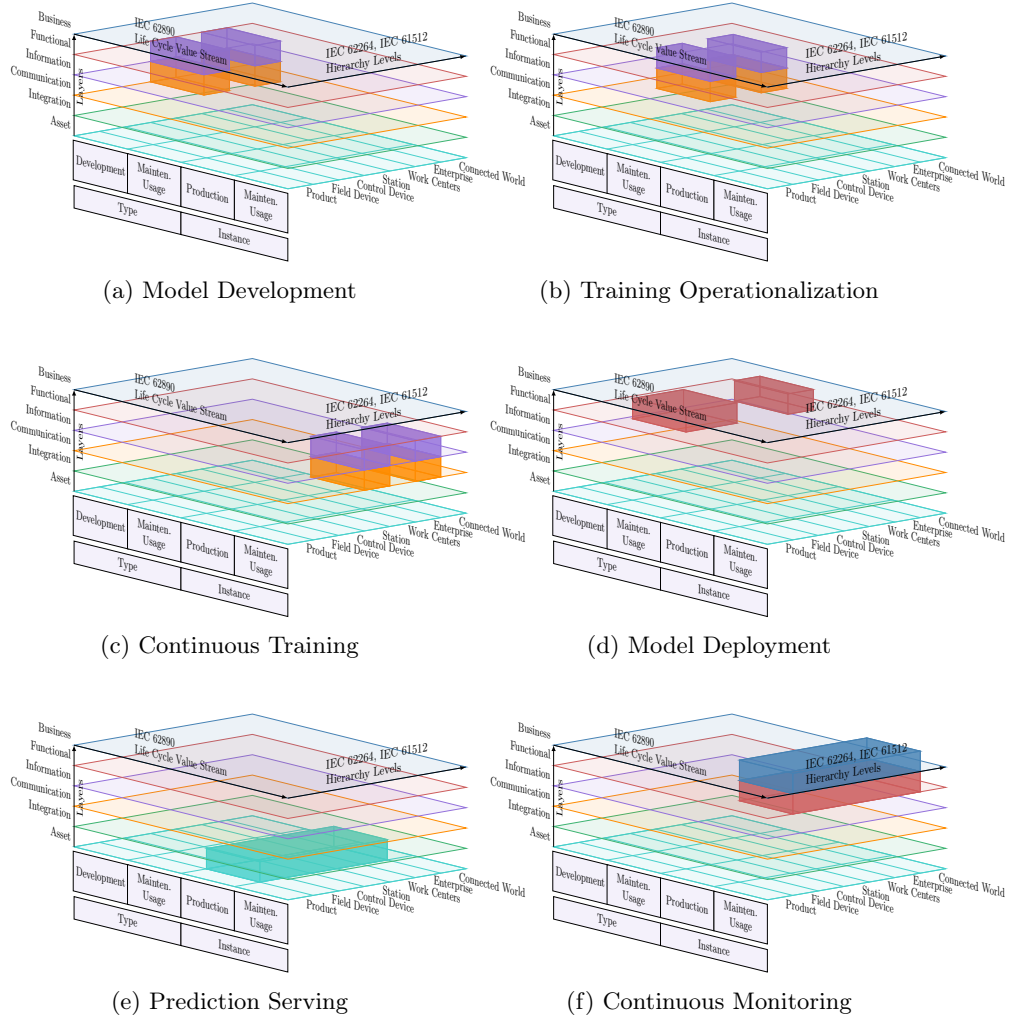


Fig. 4: Embedding of the MLOps lifecycle into the RAMI 4.0 model.

instance that tracks training runs, model versions, and enables deployment to edge devices as well as the GPU cluster for prediction serving. This setup allows ML workloads to be executed from within the OT environment in real-time. By monitoring the performance of the deployed models through the IE and using the acquired insights to improve existing and develop new models, this design creates a complete MLOps cycle while respecting the constraints and requirements of ICSs.

## 5.2 Evaluation of the mapping

This section evaluates the MLOps to RAMI 4.0 mapping (Fig. 4) using the RAMI 4.0 Toolbox and MBSE-based system models following RAMI 4.0 principals, with emphasis on the dynamic aspects demonstrated in our testbed use case. While the application of the RAMI 4.0 Toolbox and the accompanied methodology of creating system models is precisely described in [8], this work makes use of the previous introduced concepts. However, creating such models help to evaluate the proposed interconnection between RAMI 4.0 and MLOps by implementing an actual example as Proof-of-Concept (PoC) within already established engineering methodologies.

Data ingestion within the MLOps **Data and Model Management** phase is mapped to the RAMI 4.0 Asset and Integration Layers, where Systems Modeling Language (SysML) models provide formal representation of physical components. This addresses the “Data and Integration Requirements” challenge by standardizing heterogeneous data sources. The RAMI 4.0 Toolbox [8] links SysML models with the Asset Administration Shell (AAS), enabling structured data input from real-world components. The testbed demonstrates how PLCs gather and manage production system data, overcoming “Heterogeneity and Legacy Equipment” challenges.

The **Training Operationalization** Phase consisting of Data preprocessing and training is situated in RAMI 4.0’s Information Layer, utilizing Domain-Specific Language (DSL)s for data clustering and storage, with data flow diagrams defining transformation processes. Placing computationally intensive operations at higher hierarchy levels addresses “Infrastructure and Resource Constraints”. The evaluation shows how the GPU cluster with SLURM utilizes specific datasets and interacts with the architecture via OPC UA, ensuring properly formatted data for model training while maintaining separation from safety-critical systems.

**ML Model Development** occurs in specialized tools, with integration represented in the Information and Communication Layers to facilitate data flow and interoperability. The testbed’s GPU cluster efficiently executes these computationally intensive tasks.

**Continuous Training** relies on data collection from the central IE, addressing the “Validation and Testing Constraints” by enabling systematic improvement without operational disruption. The Kafka cluster feeds data back into the processing pipeline, allowing iterative model optimization and maintaining high adaptability within the production environment.

**Model Deployment** is modeled in RAMI 4.0’s Communication Layer, linking trained models to technical components like edge devices or inference servers. This addresses “Real-time and Deterministic Requirements” by optimizing inference placement. The testbed demonstrates how models are deployed to specific hardware and interface with system infrastructure, maintaining “High Reliability and Availability” requirements.

**Prediction Serving** in production is facilitated through the central IE, addressing “Architectural Considerations” by respecting existing hierarchies while introducing ML capabilities. RAMI 4.0’s holistic representation enables monitoring of applied models, demonstrating MLOps’ practical impact in industrial automation.

**Continuous Monitoring** aligns with RAMI 4.0’s Instance/Usage perspective, addressing “Safety-Critical and Regulated Environments” challenges by verifying model performance against safety requirements. The testbed’s components interconnect via OPC UA, enabling feedback loops that support model refinement while maintaining regulatory compliance. While this phase is not directly modeled within RAMI 4.0, tool-chain traceability ensures that runtime monitoring has strong dependencies on prior RAMI 4.0 models.

By leveraging the RAMI 4.0 Toolbox [8] and MBSE-based system models, this evaluation provides a structured approach to integrating MLOps within RAMI 4.0, ensuring a comprehensive framework for data-driven industrial automation that systematically addresses the challenges outlined in Section 3.

## 6 Discussion and Conclusion

Our research demonstrates that embedding the MLOps lifecycle into OT reference models provides a structured approach for integrating ML capabilities into industrial environments. While direct transplantation of standard MLOps practices to OT environments is challenging, our mapping to RAMI 4.0 offers a viable integration pathway.

For data scientists, OT systems present significant structural complexity. Reference models like RAMI 4.0 reduce this complexity by making common patterns and features explicit. By embedding MLOps into RAMI 4.0, our work systematizes MLOps practices for OT systems while maintaining adherence to industrial requirements.

This mapping addresses key challenges by: providing structured data management that respects system heterogeneity; establishing clear computational resource boundaries; creating well-defined model deployment pathways that maintain reliability; and enabling continuous monitoring within safety and regulatory constraints.

Another critical finding of our work is the value of controlled environments for testing and validating ML systems in industrial settings. The presented testbed proved invaluable for evaluating our ML approaches, security strategies and architectural considerations like this systematic embedding of MLOps into RAMI

4.0. It provides a realistic yet safe environment that simulates complex industrial processes while allowing for experimentation without risking operational disruptions.

Future work should expand evaluation to additional industrial use cases and explore sector-specific adaptations. Further research into model validation within OT constraints would enhance practical applicability.

In conclusion, our systematic embedding of the MLOps lifecycle into RAMI 4.0 provides a blueprint for integrating ML capabilities into industrial environments while maintaining operational stability, reducing complexity and systematizing implementation to make use of ML within OT constraints.

## Acknowledgment

The financial support by the Christian Doppler Research Association, the Austrian Federal Ministry for Digital and Economic Affairs and the Federal State of Salzburg is gratefully acknowledged.

## References

- [1] Leonhard Faubel, Klaus Schmid, and Holger Eichelberger. “Mlops challenges in industry 4.0”. In: *SN Computer Science* 4.6 (2023), p. 828.
- [2] Csaba Hegedüs and Pal Varga. “Tailoring MLOps Techniques for Industry 5.0 Needs”. In: *International Conference on Network and Service Management*. IEEE, Oct. 2023.
- [3] Dominik Kreuzberger, Niklas Kuhl, and Sebastian Hirschl. “Machine Learning Operations (MLOps): Overview, Definition, and Architecture”. In: *IEEE Access* 11 (2023), pp. 31866–31879. ISSN: 21693536. DOI: 10.1109/ACCESS.2023.3262138.
- [4] Khalid Salama, Jarek Kazmierczak, and Donna Schut. *Practitioners guide to MLOps: A framework for continuous delivery and automation of machine learning*. whitepaper. Google Cloud, May 2021. URL: [https://services.google.com/fh/files/misc/practitioners\\_guide\\_to\\_mlops\\_whitepaper.pdf](https://services.google.com/fh/files/misc/practitioners_guide_to_mlops_whitepaper.pdf).
- [5] Georgios Symeonidis et al. “MLOps - Definitions, Tools and Challenges”. In: *2022 IEEE 12th Annual Computing and Communication Workshop and Conference (CCWC)*. 2022, pp. 0453–0460.
- [6] Keith Stouffer et al. *Guide to Operational Technology (OT) Security*. Special Publication 800-82 Revision 3. National Institute of Standards and Technology, Sept. 2023. URL: <https://doi.org/10.6028/NIST.SP.800-82r3>.
- [7] Mohammad Hasbullah Mazlan et al. “Review on Security Requirements for IT-OT Integration in Utility Internet-of-Things (IoT)”. In: *2024 IEEE Sustainable Power and Energy Conference (iSPEC)*. IEEE. 2024, pp. 473–478.

- [8] Christoph Binder, Christian Neureiter, and Arndt Lüder. “Towards a domain-specific approach enabling tool-supported model-based systems engineering of complex industrial internet-of-things applications”. In: *Systems* 9.2 (2021), p. 21.