

Dual Control Reference Generation for Optimal Pick-and-Place Execution under Payload Uncertainty

Victor Vantilborgh¹, Hrishikesh Sathyanarayan², Guillaume Crevecoeur¹, Ian Abraham² and Tom Lefebvre¹

¹Department of Electromechanical, Systems and Metal Engineering, Ghent University, Belgium

Emails: {victor.vantilborgh, guillaume.crevecœur, tom.lefebvre}@ugent.be

²Department of Mechanical Engineering, Yale University, USA

Email: {hrishi.sathyanarayan, ian.abraham}@yale.edu

Abstract—This work addresses the problem of robot manipulation tasks under unknown dynamics, such as pick-and-place tasks under payload uncertainty, where active exploration and/or online parameter adaptation during task execution are essential to enable accurate model-based control. The problem is framed as dual control seeking a closed-loop optimal control problem that accounts for parameter uncertainty. We simplify the dual control problem by pre-defining the structure of the feedback policy to include an explicit adaptation mechanism. Then we propose two methods for reference trajectory generation. The first directly embeds parameter uncertainty in robust optimal control methods that minimize the expected task cost. The second method considers minimizing the so-called optimality loss, which measures the sensitivity of parameter-relevant information with respect to task performance. We observe that both approaches reason over the Fisher information as a natural side effect of their formulations, simultaneously pursuing optimal task execution. We demonstrate the effectiveness of our approaches for a pick-and-place manipulation task. We show that designing the reference trajectories whilst taking into account the control enables faster and more accurate task performance and system identification while ensuring stable and efficient control.

I. INTRODUCTION

Robotic manipulators are increasingly deployed in settings such as manufacturing, logistics, and service robotics, where they must interact with and handle diverse objects with unknown properties - such as mass, inertia, or shape - and adapt to uncertain environments. While model-based control methods can achieve high performance in these settings, its effectiveness deteriorates under high parameter uncertainty due to significant model mismatch. A primary source of such mismatch in manipulation tasks is payload uncertainty. For instance, when a robot grasps an object of unknown or dynamically changing inertial parameters - i.e. mass, center of mass, and inertia tensor - control performance for downstream tasks are subsequently skewed, additionally harming safety-critical features such as collision detection.

Ensuring robust control for downstream manipulation tasks requires accurate physical models that align closely with real-world observations gathered from sensory feedback. However, an accurate model may not be easily obtained a-priori. This work addresses this challenge by proposing methods for generating reference trajectories that facilitate online adaptation to such physical variations. The core idea is to deliberately excite measurements that yield information-rich data about task- and controller-relevant parameters, enabling on-the-fly identification while simultaneously pursuing optimal task execution.

A conventional strategy in recent work is to decouple the process into two stages: first identify the system to estimate payload parameters, and then design a controller based on the identified dynamics [1], [2], [3]. These approaches have achieved impressive results, demonstrating that accurate identification can significantly improve downstream control performance. To reduce the burden of collecting extensive experimental data, optimal experiment design (OED) methods - originating from Fisher’s seminal work on statistical inference [4] - are typically used to select experiments that maximize information gain for parameter estimation. While highly effective in many settings, such methods may face limitations in scenarios where system dynamics or payloads change frequently, or where exhaustive exploration is impractical. Furthermore, traditional identification procedures are often task- and controller-agnostic, collecting information that may be irrelevant for the control objective at hand, leaving room for more integrated and data-efficient strategies.

Reinforcement learning and adaptive control suggests an alternative paradigm: rather than separating identification and control, the robot should actively collect task-relevant information while executing its control policy. This viewpoint naturally leads to the notion of dual control, where the controller balances exploitation with exploration. However, practical implementations of dual control in nonlinear robotic systems remain challenging due to computational complexity and lack of systematic methods for trajectory design.

In this paper, we build on the principles from dual control, where the parameter-sensitivity to the task at hand is explicitly considered. We resolve parameter uncertainty expanding upon conventional OED methods proposed in [5], [6]. The proposed framework enables reference trajectories to be designed in a way that reflects not only the task but also the sensitivity of the chosen controller and adaptation law to uncertain parameters. As illustrated in Fig. 1, this leads to trajectories that deliberately excite payload dynamics, improving parameter estimates, thereby enabling more accurate task execution.

In summary, this work makes the following contributions:

- A dual control formulation based on optimality-loss minimization, designing the reference trajectory, incorporating closed-loop controller dynamics and parameter adaptation alongside task performance,
- an alternative dual control formulation that directly optimizes for the expected task cost under parameter uncertainty. Moreover, we show that a simplified, sensitivity-based variant of our framework - omitting the

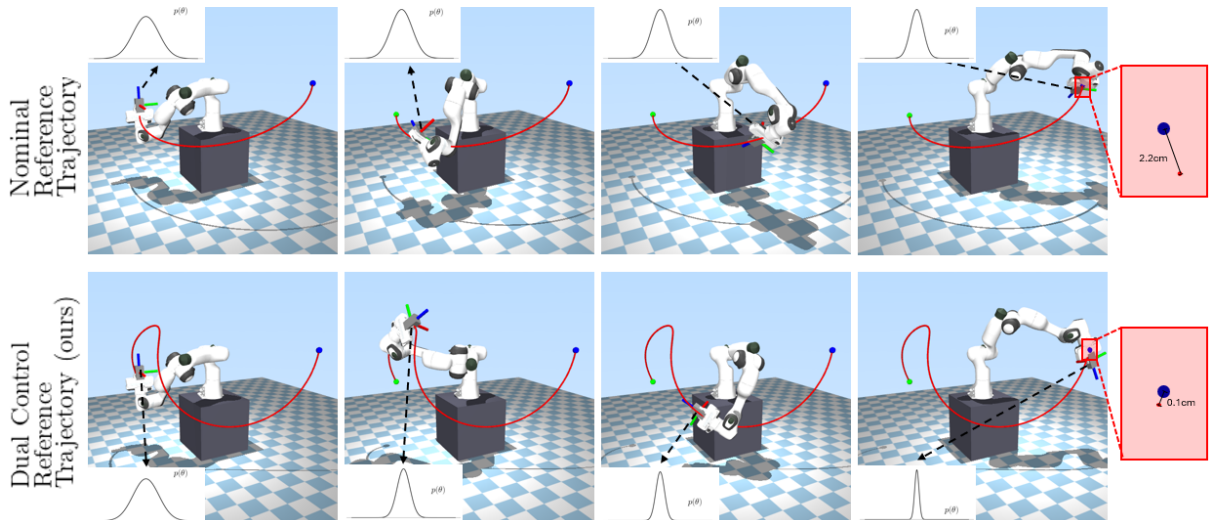


Fig. 1: Comparison between tracking a nominal reference trajectory (top) and a dual-control trajectory generated by our framework (bottom), both shown in red. The task is to transport a payload (grey box) with unknown parameter θ from an initial position (green dot) to a target position (blue dot). The nominal trajectory’s insufficient excitation of the system dynamics leads to poor parameter estimation and a consequent large deviation from the target. In contrast, the proposed dual-control trajectory actively excites task- and controller-specific inertial parameters during task execution, yielding improved parameter estimates, reduced uncertainty, thereby enabling precise tracking to the target position.

adaptation law - remains effective for a broader class of model-based controllers without online parameter updates, and

- demonstration of the framework’s effectiveness on a pick-and-place manipulation task under payload uncertainty.

The paper is structured as follows: Section II provides a discussion on related work, Section III introduces preliminaries and Section IV formalizes the problem statement. Section V presents the proposed methodology. Results and conclusion are presented in Section VI and VII.

II. RELATED WORK

Our work lies at the intersection of optimal experiment design, adaptive and robust control, and learning-based approaches for robotic systems under uncertainty.

Optimal Experiment Design. The study of informative experiment design dates back to Fisher’s seminal work in statistics [4] and has since been extended to system identification in control, where the goal is to design input trajectories that optimally excite a system for parameter estimation [7], [8]. Recent robotics applications often use an initial excitation stage to maximize information for identification, enabling subsequent tasks such as high-accuracy manipulation [1], locomotion [2], and contact-rich learning of object properties [3]. Other work has shifted toward task-oriented designs that focus only on parameters relevant to control objectives [9], [5]. A key challenge is that the design itself depends on unknown parameters. This has motivated robust OED, which accounts for worst-case parameter uncertainty [10], and adaptive OED, which updates the design sequentially as estimates improve [11], [12].

Adaptive and Robust Control. Classical strategies for handling uncertainty in robotic manipulation include robust

control [13], which guarantees stability under worst-case perturbations at the expense of performance near nominal conditions, and adaptive control, which adapt their control law passively, based on whatever closed-loop response the controller turns out to excite [14], [15]. Model Predictive Control (MPC) offers predictive performance but degrades under poor parameter estimates. A complementary line of work uses sensitivity-based trajectory design, where reference signals are optimized to reduce the effect of parameter uncertainty on closed-loop behavior [16]. These methods are generally controller-agnostic, embedding robustness in the trajectory, though they often overlook the interaction with the specific adaptation law or controller structure.

Dual Control and Exploration. In extension to adaptive control, a dual controller recognizes its actions may facilitate acquisition of an improved system model and actively pursues to do so. Dual control frames uncertainty-aware control as a balance between exploitation (task performance) and exploration (information gain). Both of these objectives are naturally in conflict and striking a right balance is challenging [17], [18]. Approximate dual MPC formulations explicitly integrate OED-inspired objectives, either through Fisher Information or Bayesian metrics [19]. Reinforcement learning (RL) explores similar ideas through curiosity-driven exploration and active inference [20], [21], [22], which formalize exploration as greedily maximizing information gain about the environment.

Across these domains, prior work either focuses solely on information gain, remains task-agnostic, or designs trajectories without considering the sensitivity of the chosen controller and adaptation law. Our work addresses this gap by proposing a framework for task- and control aware reference design, systematically balancing information acquisition and control performance within a unified optimization problem.

III. PRELIMINARIES

A. Equations of Motion for Robot Manipulators

The inverse dynamics of the fully actuated robot manipulator is given by

$$\tau = M(q)\ddot{q} + C(q, \dot{q})\dot{q} + g(q) \quad (1)$$

where $q \in \mathbb{R}^n$ is the position in joint space, $M \in \mathbb{R}^{n \times n}$ is the inertia matrix, $C \in \mathbb{R}^{n \times n}$ the centrifugal and Coriolis matrix, $g \in \mathbb{R}^n$ gravity and $\tau \in \mathbb{R}^n$ represent applied torques.

It is well known that the system is linear in the inertial parameters and can be expressed as [13]

$$\tau = Y(q, \dot{q}, \ddot{q})\theta = Y_r(q, \dot{q}, \ddot{q})\theta_r + Y_l(q, \dot{q}, \ddot{q})\theta_l \quad (2)$$

where Y is the regressor matrix and θ the vector of inertial parameters¹, partitioned into robot and payload contributions, denoted by subscript r and l respectively.

In state-space form, the dynamics can be written as

$$\dot{x} = f(x, u, \theta) = \begin{pmatrix} \dot{q} \\ -M^{-1}C \end{pmatrix} + \begin{pmatrix} 0 \\ M^{-1} \end{pmatrix} u \quad (3)$$

with $x = (q, \dot{q})$ and $u = \tau$.

B. Adaptive Control of Mechanical Systems

In the following $\hat{\cdot}$ denotes a term constructed using the parameter estimates, $\hat{\theta}$, and, $\tilde{\cdot}$ denotes an error term between the actual value and the reference value, e.g. $\tilde{\theta} = \hat{\theta} - \theta$.

In order to track a reference, q_d , the classic adaptive tracking control law takes the form [14]

$$\begin{aligned} \tau &= Y(q, \dot{q}, \dot{q}_r, \ddot{q}_r)\hat{\theta} - Ks \\ &= \hat{M}(q)\ddot{q}_r + \hat{C}(q, \dot{q})\dot{q}_r + \hat{g}(q) - Ks \end{aligned} \quad (4)$$

Here $\dot{q}_r = \dot{q}_d - \Lambda\tilde{q}$ denotes the *reference* velocity, formed by shifting the desired velocity, \dot{q}_d , according to the position error, $\tilde{q} = q - q_d$, $s = \dot{\tilde{q}} + \Lambda\tilde{q}$ denotes the sliding variable, and, K and Λ are diagonal matrices of constant positive gain.

The stability analysis uses the Lyapunov function candidate based on the sliding variable s

$$V = \frac{1}{2}s^\top M(q)s + \frac{1}{2}\tilde{\theta}^\top \Gamma^{-1}\tilde{\theta} \quad (5)$$

where $\Gamma \succ 0$ is an adaptation gain. Choosing the following adaptation law

$$\dot{\tilde{\theta}} = -\Gamma Y^\top(q, \dot{q}, v)s \quad (6)$$

ensures $\dot{V} \leq 0$, guaranteeing bounded closed-loop signals and convergence of the tracking error $\tilde{q} \rightarrow 0$ [13].

C. Fisher Information

The Fisher Information (FI) is a way of measuring the amount of information that an observable random variable x carries about an unknown parameter θ upon which the probability of x depends [23]. Given the statistical model $x \sim p(x; \theta)$, the FI matrix $I(\theta)$, is defined as

$$I(\theta) = \mathbb{E} \left[\left(\frac{\partial \mathcal{L}(\mathcal{D}|\theta)}{\partial \theta} \right) \left(\frac{\partial \mathcal{L}(\mathcal{D}|\theta)}{\partial \theta} \right)^\top \right] \quad (7)$$

where $\mathcal{L}(\mathcal{D}|\theta)$ is log-likelihood of the parameters given data $\mathcal{D} = \{(x_t)\}_{t=0}^T$.

For a system with inverse dynamics in regressor form (2), assuming zero-mean Gaussian noise with covariance R , the Fisher information over the window $[0, T]$ is given [24]

$$I = \int_0^T Y^\top(q, \dot{q}, \ddot{q})R^{-1}Y(q, \dot{q}, \ddot{q})dt \quad (8)$$

A key property of the FI matrix is that it bounds the estimation accuracy through the Cramér–Rao inequality, which states that for any unbiased estimator $\hat{\theta}$ of the true parameters θ , the covariance of the estimation error satisfies

$$\text{cov}(\hat{\theta}) \succeq I(\theta)^{-1} \quad (9)$$

This relation establishes the best achievable accuracy of unbiased parameter estimators.

D. Optimal Experiment Design

The fact that the FI matrix quantifies how data affects parameter estimation accuracy suggests that it can be used to guide the design of informative experiments. Assuming one can control the observable x with some input u so that $x \sim p(x|u; \theta)$, OED seeks to maximize information content of an experiment, or equivalently minimize estimation variance, by solving an optimization problem of the form

$$\max_u \psi(I(\theta; u)) \quad (10)$$

where ψ is a scalar metric.

Standard optimality criteria include A-optimality (minimization of the trace of the inverse of the information matrix), D-optimality (minimization of the determinant of the inverse of the information matrix), E-optimality (minimization of the maximum eigenvalue of the inverse information matrix), etc. [7], [8], [12].

IV. PROBLEM FORMULATION

Consider the following control system

$$\dot{x} = f(x, u, \theta) \quad (11)$$

where $x \in \mathbb{R}^{n_x}$ denotes the system state, $u \in \mathbb{R}^{n_u}$ the control input and $\theta \in \mathbb{R}^{n_\theta}$ an unknown set of parameters. The parameter θ belongs to the admissible parameter set Θ with distribution $\theta \sim \mathcal{P}$. The function, $f \in \mathbb{R}^{n_x}$, represents the system dynamics.

Our goal is to solve the following optimal control problem

$$\min_u \mathbb{E}_{\theta \sim \mathcal{P}}[J(u)] \text{ s.t. (11)} \quad (12)$$

where the cost function is defined as

$$J(u) = m(x(T)) + \int_0^T l(t, x(t), u(t))dt \quad (13)$$

and $l \in \mathbb{R}$ and $m \in \mathbb{R}$ denote a running and terminal cost.

This formulation requires the controller to achieve two objectives simultaneously: (i) execute the task optimally, and (ii) identify parameters, but only insofar as this improves task performance. We emphasize this construction grants the control system only a single try to execute the task optimally, where learning and control must occur concurrently. This

¹These consist of the mass, m , centre of gravity, c , and inertia tensor, I

problem formulation is in stark contrast with state-of-the-art approaches that allow a dedicated identification phase [1]. As such, problem (12) can be identified as a dual control problem [17]. The optimal dual control is a feedback policy of the entire history of the state. For the general nonlinear system considered here, the separation principle does not hold, rendering the dual control problem notoriously unsolvable [18], as is emphasized by the following cost decomposition

$$\begin{aligned} \min_u \mathbb{E}_\theta[J(u)] &= \min_{u(0 \rightarrow t)} \mathbb{E}_\theta[J_{0 \rightarrow t}(u)] + \dots \\ &\quad \min_{u(t \rightarrow T)} \mathbb{E}_\theta[J_{t \rightarrow T}(u)|(x, u)(0 \rightarrow t)] \end{aligned} \quad (14)$$

Here, the cost is split into past and future terms, with the future cost conditioned on the entire trajectory of states and controls. This highlights that control inputs affect both task performance and information gain about uncertain parameters, tightly coupling estimation and control and rendering exact dual control computationally infeasible.

A. Prior approaches

Prior approaches often approximate the dual control problem with a deterministic formulation by augmenting the nominal task cost $J(u)$ with an exploration term $J_{\text{OED}}(u)$ based on OED-inspired measures such as the Fisher information matrix or any derived concepts

$$\min_u \mathbb{E}_{\theta \sim \delta(\theta - \bar{\theta})}[J(u)] + \mathbb{E}_{\theta \sim \delta(\theta - \bar{\theta})}[J_{\text{OED}}(u)] \quad (15)$$

where $\bar{\theta}$ is a prior parameter estimate. Taking the expectation implies that we assume determinism. The additional term J_{OED} is designed to incentivize the deterministic control signal $u(t)$ to generate trajectories that are not only task-relevant but also sufficiently informative for parameter identification.

Decoupling of trajectory generation from the adaptive control loop presents two critical flaws. First, the trajectory generation problem is ill-informed about the control system design that will be used to execute the trajectory in practice. As a result there is no guarantee that the control system will be able to track the optimal reference given the true value, θ . Second, there is no guarantee that the optimal reference does guarantee improved identification over any other reference given the estimation scheme used by the control system.

B. Proposed approach

To account for the flaws identified above we propose to structure the feedback policy prior to solving objective (12). This lowers the complexity of the problem, but not to the extent that is done when addressing decoupled problem as in (15). Intuitively it is clear that some adaptation mechanism should spontaneously emerge. Therefore we consider the following modified control system

$$\dot{x} = f(x, u, \theta) \quad (16a)$$

$$u = \pi(t, x, d, \hat{\theta}) \quad (16b)$$

$$\dot{\hat{\theta}} = \rho(t, x, d, \hat{\theta}) \quad (16c)$$

Here $d \in \mathbb{R}^{n_d}$ represents a deterministic control design signal (usually the reference signal). The functions $\pi \in \mathbb{R}^{n_u}$, and

$\rho \in \mathbb{R}^{n_\theta}$ represent the control policy, and adaptation law, respectively.

The design, d , influences the closed-loop behavior directly by shaping the state trajectory through the control policy, π , and, indirectly by affecting the informativeness of the data available for parameter adaptation via ρ , and thus the quality of the estimate, $\hat{\theta}$, regardless of the parameter's true value, θ . Now we seek to determine the control design, d , that minimizes the objective under parameter uncertainty for θ .

We remark that this construction implies that we do rely on some sort of separation principle but not to the extent that observer and control are designed separately. In the proposed framework, the observer design is still practiced separately from the control design. The control design however is informed about the observer design, therefore partially fulfilling the requirements for constructing a truly dual controller.

V. DUAL CONTROL REFERENCE GENERATION

In this work we consider two active learning objectives to determine the control design, d .

A. Robust optimization

In our first approach we simply minimize the expected value of (12) subject to (16) instead of (11). In that sense the optimization problem is simply made aware of the parameter estimation scheme inherent to the control. The idea is that d excites the system in such a way that the influence of initial parameter uncertainty on the outcome of the experiment is reduced.

$$\min_d \mathbb{E}_{\theta \sim p(\bar{\theta})}[J(d)] \quad (17)$$

Here, an arbitrary parametrization about the mean $\bar{\theta}$ of the true distribution of θ is used. This allows simulation of the closed-loop dynamics during trajectory optimization. In practice we consider a second order approximation

$$\begin{aligned} \mathbb{E}_{\theta \sim p(\bar{\theta})}[J(d)] &= \\ &= \mathbb{E}_{\theta \sim p(\bar{\theta})} \left[m(x(T)) + \int_0^T l(t, x(t), u(t)) dt \right] \\ &\approx m(\mu_x(T)) + \int_0^T l(\mu_x(t)) dt + \dots \\ &\quad \frac{1}{2} \text{tr}(\Sigma_{xx}(T)M) + \frac{1}{2} \text{tr} \left(\int_0^T \Sigma_{\xi\xi}(t)L(t) dt \right) \\ &= \mathbb{E}_{\theta \sim \delta(\theta - \bar{\theta})}[J(d)] + \mathbb{E}_{\theta \sim \delta(\theta - \bar{\theta})}[J_{\text{OED},1}(d)] \\ &= \mathbb{E}_{\theta \sim \delta(\theta - \bar{\theta})}[J_{\text{DUAL},1}(d)] \end{aligned} \quad (18)$$

where $M = \nabla_x^2 m|_{\mu_x}$ and $L = \nabla_\xi^2 l|_{\mu_\xi}$ and ξ denotes the concatenation of x and u . We remark that the term J_{OED} account for the parameter uncertainty and reasons, although indirectly, about the FI of the experiment. The term does take into account however the true parameter estimation law instead of assuming an optimal estimation law as is the case with OED. Furthermore the FI is scaled with the problem curvature, L , implying that only those dimension of $\Sigma_{\xi\xi}$ that do affect the task will be actively minimized.

The values of μ_ξ and $\Sigma_{\xi\xi}$ can be calculated using first order uncertainty quantification methods as described in Appendix A. To limit the coarseness of the first order

approximation of the expectation, which is only valid when the variance of $p(\bar{\theta})$ is small, we use a Gaussian Mixture Model (GMM) to represent $p(\bar{\theta})$ in case that

$$p(\bar{\theta}) = \sum_i c_i \mathcal{N}(\bar{\theta}_i, Q_i) \quad (19)$$

where c_i are the coefficients of the GMM components with $\sum_i c_i = 1$. As a result equation (17) is no longer approximated as in (18) but by the weighted average

$$\mathbb{E}_{p(\bar{\theta})} [J(d)] = \sum_i c_i \mathbb{E}_{\theta \sim \delta(\theta - \bar{\theta}_i)} [J_{\text{DUAL},1}(d)] \quad (20)$$

The values μ_x and Σ_{xx} are still evaluated by means of the procedure in Appendix A with the difference that the uncertainty is developed from the assumption that $\theta \sim \mathcal{N}(\bar{\theta}_i, Q_i)$ rather than $\theta \sim \mathcal{N}(\bar{\theta}, Q)$. This prevents the adaptive controller's initial parameter estimate from coinciding with the simulated true dynamics, thereby enforcing realistic mismatch and ensuring that parameter adaptation contributes meaningfully to the closed-loop behavior during the reference trajectory optimization.

B. Optimality loss optimization

For the sake of comparison we also discuss an alternative formulation proposed by several other authors [6], [19]. The formulation relies on the concept of optimality loss first proposed by [5]. Further it is important to note that none of the earlier references consider the control aware reference generation framework proposed here but rather substitute the optimality loss, which is defined below, for the cost augmentation, J_{OED} , in problem (15).

In case we know the value of θ in advance, the solution of (12) subject to (16) instead of (11) is given by²

$$d^*(\theta) = \arg \min_d J(d) \quad (21)$$

In practice, the true parameter θ is typically unknown and instead we compute a trajectory d^* using a arbitrary set of nominal parameters, $\bar{\theta}$. Executing this trajectory on the true system, which has parameters θ , yields a suboptimal cost, $J(d^*(\bar{\theta}), \theta)$. This outcome is suboptimal compared to the true optimal cost, $J(d^*(\theta), \theta)$, which could only be achieved with perfect knowledge of θ . This performance degradation is referred to as the optimality loss $\Delta(\bar{\theta})$ and is defined as

$$\Delta(\bar{\theta}) = J(d^*(\bar{\theta}), \theta) - J(d^*(\theta), \theta) \geq 0 \quad (22)$$

The loss can be approximated using a second-order Taylor series expansion

$$\Delta(\bar{\theta}) \approx \Delta(\theta) + \tilde{\theta}^\top \frac{\partial \Delta}{\partial \theta}(\theta) + \frac{1}{2} \tilde{\theta}^\top \frac{\partial^2 \Delta}{\partial \theta^2}(\theta) \tilde{\theta} \quad (23)$$

with $\tilde{\theta} = \bar{\theta} - \theta$ and

$$\frac{\partial \Delta}{\partial \theta}(\theta) = \frac{\partial J}{\partial d}(d^*(\hat{\theta}), \theta) \cdot \frac{\partial d^*}{\partial \theta}(\theta) = 0 \quad (24)$$

and

$$\frac{\partial^2 \Delta}{\partial \theta^2}(\theta) = \left(\frac{\partial d^*}{\partial \theta}(\theta) \right)^\top \frac{\partial^2 J}{\partial d^2}(d^*(\hat{\theta}), \theta) \left(\frac{\partial d^*}{\partial \theta}(\theta) \right) \quad (25)$$

²Note that this is indeed a deterministic computation even if $\hat{\theta}(0) \neq \theta$.

To evaluate the approximate optimality loss, we thus require an expression for the derivative from d^* to θ . This can be achieved by means of the implicit function theorem.

$$\frac{\partial d^*}{\partial \theta} = - \left(\frac{\partial^2 J}{\partial d^2} \right)^{-1} \cdot \frac{\partial^2 J}{\partial d \partial \theta} \quad (26)$$

Ultimately, we find that

$$\Delta(\bar{\theta}) \approx \frac{1}{2} \tilde{\theta}^\top D(\bar{\theta}) \tilde{\theta} \quad (27)$$

where

$$D(\theta) = \left(\frac{\partial^2 J}{\partial \theta \partial d} \cdot \left(\frac{\partial^2 J}{\partial d^2} \right)^{-1} \cdot \frac{\partial^2 J}{\partial d \partial \theta} \right) \Bigg|_{(d, \theta) = (d^*(\hat{\theta}), \theta)} \quad (28)$$

From the second order approximation of Δ we may now derive an Optimal Experimental Design (OED) objective. Taking the expected value, we obtain

$$\mathbb{E}_{\theta \sim \delta(\theta - \bar{\theta})} [\Delta(\bar{\theta})] \approx \frac{1}{2} \text{tr} (D(\bar{\theta}) \Sigma_{\theta\theta}) \quad (29)$$

where $\Sigma_{\theta\theta}$ denotes the parameter covariance. We thus propose

$$\mathbb{E}_{\theta \sim \delta(\theta - \bar{\theta})} [J_{\text{OED},2}(d)] = \frac{1}{2} \text{tr} (D(\bar{\theta}) \Sigma_{\theta\theta}(T)) \quad (30)$$

In line with classical OED, the covariance $\Sigma_{\theta\theta}$ may also be replaced by the Fisher information matrix $I(\theta)$. The Cramér–Rao inequality, discussed in Section III-C, establishes this equivalence, providing an alternative formulation of the same criterion.

Remark 1: The weighting matrix, $D(\bar{\theta})$, highlights parameter dimensions that have a large effect on the control objective. By reducing the uncertainty on those parameter dimensions, as highlighted by $\Sigma_{\theta\theta}$, by properly identifying them will effectively reduces the effect these parameters may have on the original task objective.

Remark 2: When the criterion, $J_{\text{OED},2}$, was proposed, the idea was different in the sense that an optimal experimental design criterion was proposed that would only seek to excite dynamic behaviour to learn parameters that would be of interest to the performance criterion, J . Since $\Sigma_{\theta\theta}(T)$ estimates the uncertainty *after* the experiment this might not be a suitable criterion to estimate the parameters on the fly. Nevertheless, it has been adopted in this fashion in the following works [6], [19].

In this work, we combine task performance and experimental design.

$$\begin{aligned} \mathbb{E}_{\theta \sim \delta(\theta - \bar{\theta})} [J_{\text{DUAL},2}(d)] &= \dots \\ \mathbb{E}_{\theta \sim \delta(\theta - \bar{\theta})} [J(d)] &+ \mathbb{E}_{\theta \sim \delta(\theta - \bar{\theta})} [J_{\text{OED},2}(d)] \end{aligned} \quad (31)$$

which integrates exploration and task execution in a single-stage optimization.

Finally remark that we can resort to the same GMM decomposition to limit approximation coarseness as described in section V-A

$$\min_d \sum_i c_i J_{\text{DUAL},2}(d, \bar{\theta}_i) \quad (32)$$

TABLE I: Parameter identification results: mean relative error (μ), standard deviation (σ), and improvement over initial guess (% \uparrow) for the inertial parameter θ_l of the unknown payload.

Method	m - [kg]			c_x - [m]			c_y - [m]			c_z - [m]			I_{xx} - [kg m ²]			I_{yy} - [kg m ²]			I_{zz} - [kg m ²]			I_{xy} - [kg m ²]			I_{xz} - [kg m ²]			I_{yz} - [kg m ²]		
	μ	σ	% \uparrow	μ	σ	% \uparrow	μ	σ	% \uparrow	μ	σ	% \uparrow	μ	σ	% \uparrow	μ	σ	% \uparrow	μ	σ	% \uparrow	μ	σ	% \uparrow	μ	σ	% \uparrow	μ	σ	% \uparrow
Nom. + NAC	0.03	0.05	91.20	0.61	0.19	-37.75	0.89	0.56	-58.40	0.17	0.07	67.11	0.53	0.13	11.22	0.52	0.14	9.40	0.35	0.38	13.17	0.60	0.51	25.44	0.52	0.18	-7.00	0.39	0.21	16.03
Nom.+CTC-RLS	0.02	0.02	97.87	0.49	0.00	-10.98	0.52	0.01	7.76	0.50	0.00	2.65	0.52	0.10	12.55	0.48	0.14	15.95	0.38	0.36	6.62	0.53	0.52	34.48	0.42	0.14	13.13	0.39	0.20	16.15
FI + NAC	/	/	/	/	/	/	/	/	/	/	/	/	/	/	/	/	/	/	/	/	/	/	/	/	/	/	/	/	/	/
FI + CTC-RLS	8e-3	5e-3	99.77	0.49	0.00	-10.82	0.49	0.01	13.48	0.49	0.00	5.14	0.11	0.06	81.66	0.10	0.05	82.49	0.39	0.12	5.33	0.58	0.36	27.66	0.23	0.29	53.13	0.15	0.08	67.50
OL + NAC	0.01	0.01	97.74	0.01	0.02	95.08	0.02	0.01	92.34	0.19	0.20	82.59	1.58	0.74	5.40	1.47	0.71	5.71	0.2392	0.19	9.70	0.37	0.27	12.03	1.27	1.10	1.05	1.09	0.78	1.65
OL + CTC-RLS	5e-3	3e-3	99.87	0.49	0.00	-10.99	0.52	0.01	7.80	0.50	0.00	2.66	0.51	0.10	13.91	0.49	0.14	15.51	0.37	0.36	9.76	0.52	0.52	35.07	0.42	0.14	13.74	0.39	0.20	16.36
RO + NAC	0.01	0.02	98.35	0.11	0.07	73.06	0.18	0.09	67.69	0.06	0.04	88.25	0.55	0.12	7.20	0.53	0.13	7.49	0.36	0.38	11.13	0.67	0.58	16.24	0.46	0.15	3.42	0.46	0.18	1.06
RO + CTC-RLS	2e-3	1e-3	99.23	0.49	0.01	-10.03	0.47	0.01	16.38	0.49	0.02	5.05	0.13	0.02	78.66	0.12	0.06	79.74	0.28	0.18	32.28	0.55	0.23	31.56	0.22	0.15	54.19	0.29	0.12	38.08

VI. RESULTS

We validate the proposed framework on a pick-and-place task with a 7-DoF Franka Panda arm in MuJoCo simulation. The robot manipulates an unknown payload, modeled as a 2 kg cube (10 cm side length) with CoM offsets of $[0.04, 0.04, 0.10]$ m relative to joint 7. The task is to transport the payload from $p_0 = [-0.2, -0.5, 0.1]$ m to $p_T = [0.5, 0.5, 0.4]$ m. To assess robustness, 20 physically plausible payloads are sampled around the nominal values with 50% covariance.

A. Dual Control Reference Generation

To demonstrate generality, we evaluate our two trajectory generation methods - Robust Optimization (RO) and Optimality Loss (OL) - on two distinct adaptive controllers: a Natural Adaptive Controller (NAC) with physically consistent updates, and a conventional Computed Torque Controller with recursive least squares (CTC-RLS). The latter is included as a practical, industry-oriented baseline. We compare their performance against two reference trajectory baselines: a nominal trajectory that only satisfies task constraints, and a Fisher Information (FIM)-based trajectory that maximizes T-optimality as a conventional OED benchmark. All trajectories are parametrized using B-splines (see Appendix C).

The primary objective is to reach the target position with high accuracy, while online estimation of the payload parameters θ_l serves as a secondary objective to facilitate this performance. The final pose errors are shown in Fig. 2. The final parameter estimates are summarized in Table I.

Across both controllers, RO and OL consistently reduce the mean and variability of pose error compared to the baselines. Between the two methods, RO provides a slight edge, while NAC outperforms CTC-RLS, which is hindered by inconsistent parameter updates.

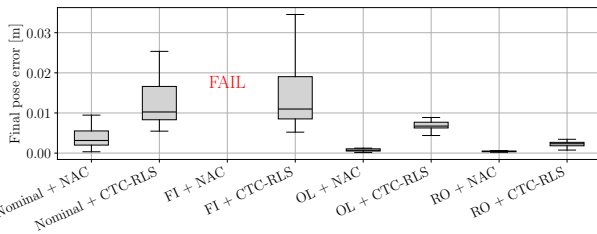


Fig. 2: Final pose error across controllers and trajectory generation methods. Robust Optimization (RO) and Optimality Loss (OL) achieve lower and more consistent errors than the nominal and FIM-based baselines.

For the NAC, tracking both the OL and RO generated trajectories result in substantially lower and less variable target pose errors than the baselines. This improvement is linked to more effective identification of task-relevant parameters—mass m and CoM offsets c_x, c_y, c_z —as shown in Table I. The nominal trajectory fails to sufficiently excite the dynamics, while the FIM-based trajectory proves unstable for the NAC.

A similar trend is observed with the CTC-RLS controller. Again, the RO and OL generated trajectories improve task accuracy over the baselines. While the FIM-based reference trajectory achieves the most accurate global parameter estimates, its aggressive and task-agnostic excitation compromises final pose tracking accuracy. In contrast, RO and OL emphasize task-relevant parameters, yielding better task performance.

The mechanism behind this balance is illustrated qualitatively in Fig. 3. The nominal trajectory satisfies boundary conditions and joint constraints but does not actively excite the dynamics, leading to weak parameter identification and residual task error given the model mismatch in the model-based adaptive controller. The FIM-based trajectory augments the objective with a T-optimality criterion, producing highly informative (task-agnostic) data through aggressive excitation. However, this compromises reaching final pose accurately. The proposed robust optimization balances task execution with parameter excitation by explicitly accounting for controller and adaptation dynamics. This results in trajectories that initially aims to excite task-relevant parameters while converging conservatively to the target, enabling both improved identification and precise task performance.

B. Sensitivity-based Reference Generation

In this section, we investigate a (weakened) variant of the robust optimization reference generation in which the adaptation law ρ is omitted from the closed-loop system dynamics defined in (16). By removing the explicit online update of parameter estimates, our proposed method naturally extends beyond adaptive controllers to a broader class of parametric model-based controllers that operate with fixed parameters. This effectively shifts the framework from dual-control trajectory generation to sensitivity-based reference generation: trajectories are designed to account for parameter uncertainty in the closed-loop system, ensuring robustness to modeling errors, even though the parameter estimates themselves are not updated online.

We validate this approach using the computed torque controller from Appendix B.2 without updates, results in

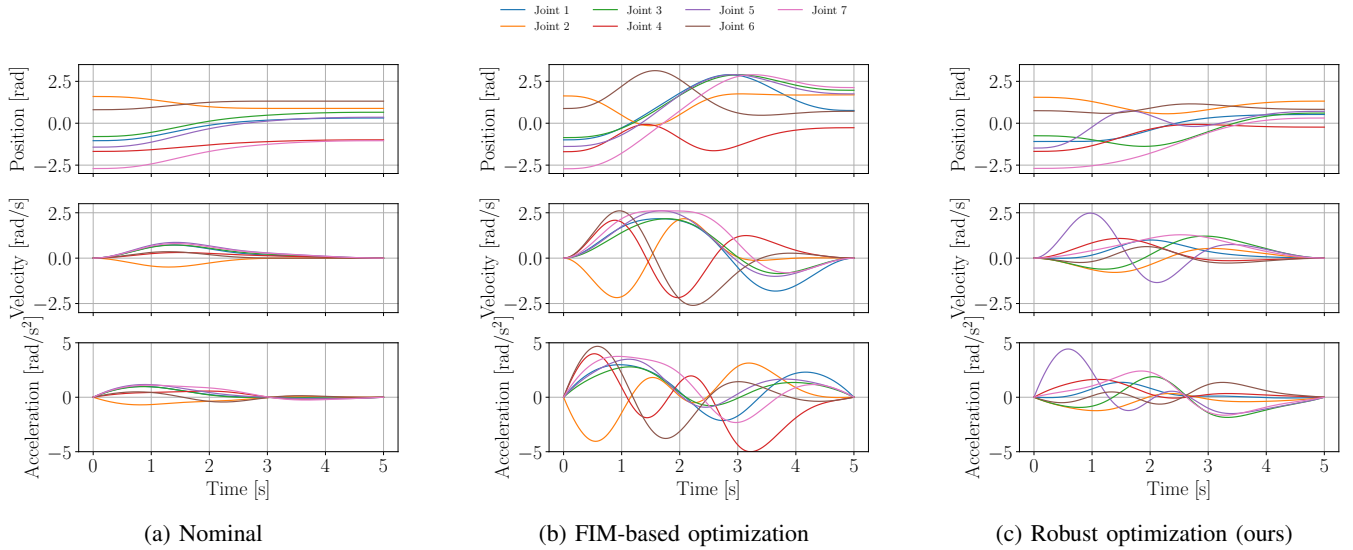


Fig. 3: Comparison of three reference trajectories in joint space. (a) nominal trajectory lacks excitation, (b) FIM-based trajectory aggressively excites dynamics but is task-agnostic, and (c) robust optimization balances parameter excitation with precise task execution.

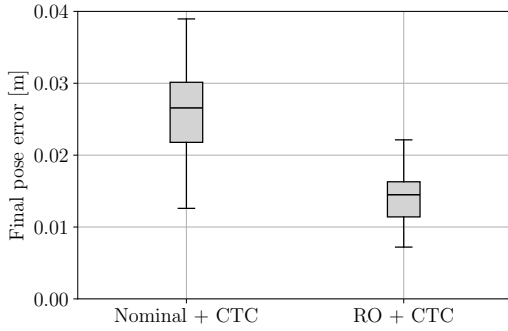


Fig. 4: Final pose errors comparing the sensitivity-based trajectory generated with the RO formulation against the nominal trajectory. The RO-based trajectory achieves significantly lower error by explicitly accounting for parameter uncertainty during planning.

Fig. 4 show that nominal trajectories optimized for a single, incorrect parameter set are highly sensitive to payload mismatch, causing large deviations. In contrast, RO-based trajectories consider the full distribution of possible payloads, avoiding configurations and accelerations that amplify model errors. This “passive robustness” demonstrates that our framework can generate robust motion plans for fixed-parameter controllers, not just adaptive systems.

VII. CONCLUSION

We presented two methods for dual-control reference trajectory generation applied to pick-and-place tasks under payload uncertainty. The first extends economic OED by incorporating the closed-loop dynamics of an adaptive controller, thereby formulating the problem in a dual-control trajectory optimization setting. The second directly minimizes the expected task cost under parameter uncertainty, again accounting for closed-loop dynamics. Our results demonstrate

that the proposed framework enhances the effectiveness of adaptive controllers by balancing exploration for parameter identification with exploitation for task execution. Moreover, we showed that a simplified variant, which omits the adaptation law, yields sensitivity-aware trajectories that improve the performance of a broader class of model-based controllers lacking online parameter estimation when operating under parameter uncertainty.

APPENDIX

A. Uncertainty quantification

Consider the augmented system with observation, $y(t) \in \mathbb{R}^{n_y}$, and, observation function, $h : \mathbb{R}^{n_\xi} \times \mathbb{R}^{n_\theta} \mapsto \mathbb{R}^{n_y}$

$$\dot{\xi}(t) = g(\xi(t), \theta) \quad (33a)$$

$$y(t) = h(\xi(t), \theta) \quad (33b)$$

Here, $g : \mathbb{R}^{n_\xi} \times \mathbb{R}^{n_\theta} \mapsto \mathbb{R}^{n_\xi}$, refers to closed-loop dynamics in (16) so that ξ equals the concatenation $(x, \hat{\theta})$, $\theta \sim \mathcal{N}(\bar{\theta}, Q)$ and $h \sim \mathcal{N}(\bar{h}, R)$.

A first order Taylor series approximation of the mean value of $\xi(t)$ and $y(t)$ on account of the uncertainty on θ is governed by the following system

$$\dot{\mu}_\xi(t) = g(\mu_\xi(t), \bar{\theta}) \quad (34a)$$

$$\mu_y(t) = \bar{h}(\mu_\xi(t), \bar{\theta}) \quad (34b)$$

To determine a first order Taylor series approximation of the covariance of the augmented state variable, $\xi(t)$, we can consider another system

$$\dot{\Sigma}(t) = G(t)\Sigma(t) + \Sigma(t)G(t)^\top \quad (35)$$

where

$$\Sigma = \begin{pmatrix} \Sigma_{\xi\xi} & \Sigma_{\xi\theta} \\ \Sigma_{\theta\xi} & Q \end{pmatrix} \quad (36a)$$

$$G = \begin{pmatrix} A & B \\ 0 & 0 \end{pmatrix}, A = \frac{\partial g}{\partial \xi} \Big|_{\mu_\xi, \bar{\theta}}, B = \frac{\partial g}{\partial \theta} \Big|_{\mu_\xi, \bar{\theta}} \quad (36b)$$

An analogous first-order Taylor approximation can be used to estimate the covariance of $y(t)$.

More advanced parametric uncertainty propagation schemes can be considered such as Polynomial Chaos Expansions. However these tend to suffer from the curse of dimensionality.

B. Adaptive controllers

We implement and compare two distinct adaptive control strategies: a passivity-based adaptive controller with natural adaptation law [15] and a computed torque controller with Bayesian parameter adaption. These controllers represent fundamentally different philosophical approaches to the adaptation problem: one rooted in stability theory and the other in statistical inference.

1) *Adaptive Control with Natural Adaptation Law [15]:* In this work, we employ a passivity-based adaptive controller extended with the natural adaptation law as described in [15].

Given desired joint angles, velocities and accelerations, denoted q_d , \dot{q}_d , \ddot{q}_d respectively, the control policy π_1 is

$$\tau = Y(q, \dot{q}, a, v)\hat{\theta} - K\tau \quad (37)$$

with $a = \ddot{q}_d - \Lambda\dot{\tilde{q}}$, $v = \dot{q}_d - \Lambda\tilde{q}$ and $r = \dot{q}_d + \Lambda\tilde{q}$. The gain matrices K and Λ are designed as described in [14].

We adopt the natural adaptation law introduced in [15], which is derived by using a Bregman divergence-based distance measure as Lyapunov function candidate. The parameter updates for θ are performed on a Riemannian manifold, guaranteeing that the updated parameters satisfy the constraints required for physical consistency. The resulting natural adaptation law ρ_1 is

$$\dot{\hat{\theta}} = -\frac{1}{\gamma}\hat{\Theta}L\hat{\Theta}, \quad \Theta = \phi(\theta) = \begin{bmatrix} m & mc^T \\ mc & \Sigma \end{bmatrix} \quad (38)$$

with $\Sigma = \frac{1}{2}\text{tr}(\Theta)I_3 - \Theta$, adaptation gain $\gamma > 0$ and $L \in \mathbb{R}^{4 \times 4}$ the unique solution of $\text{tr}(\Theta L) = \theta^T l$ with $l = Y^T r$. For a complete derivation and stability proof, see [15].

2) *Computed Torque Control with RLS Adaptation [13]:* The second policy π_2 is a computed torque controller

$$\tau = M(\ddot{q}_d - K_d(\dot{q} - \dot{q}_d) - K_p(q - q_d)) + \tilde{c}(q, \dot{q}) + \tilde{g}(q) \quad (39)$$

The adaptation law ρ_2 for the parameter estimate $\hat{\theta}$ is given by a Recursive-Least-Square (RLS) filter:

$$\dot{\hat{\theta}}_{t+1} = K(r_t - Y_t \hat{\theta}_t) \quad (40)$$

where $r_t = u_t - Y_r(q_t, \dot{q}_t, \ddot{q}_t)$.

This update corresponds to Maximum a Posteriori (MAP) inference under a Gaussian prior.

C. Reference trajectory design

We parametrize the reference trajectory $d(t) = \{q_d(t), \dot{q}_d(t), \ddot{q}_d(t)\}$ as a B-spline:

$$q(t) = \sum_{i=1}^N B_i^{(p)}(s(t); \mathcal{K}) C_i, \quad (41)$$

where $B_i^{(p)}$ are basis functions and $s(t) \in [0, 1]$ is obtained from a smooth time-scaling law. This formulation is smooth,

compact, and differentiable, with boundary conditions enforced by fixing end control points, while intermediate control points and knot locations are optimized. For further details, we refer to [25].

REFERENCES

- [1] B. Zhang, Z. Zhou, and R. Vasudevan. Provably-safe, online system identification. *arXiv preprint:2504.21486*, 2025.
- [2] N. Sobanbabu, G. He, T. He, Y. Yang, and G. Shi. Sampling-based system identification with active exploration for legged robot sim2real learning. *arXiv preprint:2505.14266*, 2025.
- [3] H. Sathyanarayan and I. Abraham. Behavior synthesis via contact-aware fisher information maximization. *arXiv preprint:2505.12214*, 2025.
- [4] R. A. Fisher. Theory of statistical estimation. *Proceedings of the Cambridge Philosophical Society*, 22(5):700–725, 1925.
- [5] B. Houska, D. Telen, F. Logist, M. Diehl, and J. Van Impe. An economic objective for the optimal experiment design of nonlinear dynamic processes. *Automatica*, 51:98–103, 2015.
- [6] X. Feng and Y. Jiang. A scheme for simultaneous optimal tracking control and experiment design. *IEEE Access*, 8:25364–25371, 2020.
- [7] V.V. Federov. Optimal experimental design. *Wires Computational Statistics*, 2(5):581–589, 2010.
- [8] J. Kiefer. Optimum experimental designs. *Journal of the Royal Statistical Society*, 22(2):272–304, 1959.
- [9] A. Wagenmaker, M. Simchowitz, and K. Jamieson. Task-optimal exploration in linear dynamical systems. In *Proceedings of Machine Learning Research*, pages 3487–3582. PMLR, 2021.
- [10] P. Hagg, C. A. Larsson, and H. Hjalmarsson. Robust and adaptive excitation signal generation for input and output constrained systems. In *European Control Conference*, pages 1416–1421. IEEE, 2013.
- [11] L. Gerencser and H. Hjalmarsson. Adaptive input design in system identification. In *Conference on Decision and Control*, pages 4988–4993. IEEE, 2005.
- [12] X. Huan, J. Jagalur, and Y. Marzouk. Optimal experimental design: Formulations and computations. *Acta Numerica*, 33:715–840, 2024.
- [13] Mark W Spong, Seth Hutchinson, and M Vidyasagar. Robot modeling and control. *John Wiley & Sons*, 2020.
- [14] J. J. Slotine and W. Li. *Applied nonlinear control*, volume 199. Prentice hall Englewood Cliffs, 1991.
- [15] T. Lee, J. Kwon, and F. C. Park. A natural adaptive control law for robot manipulators. In *2018 IEEE/RSJ International Conference on Intelligent Robots and Systems (IROS)*, pages 1–9, 2018.
- [16] A. Srour, A. Franchi, P. R. Giordano, and M. Cognetti. Experimental validation of sensitivity-aware trajectory planning for a redundant robotic manipulator under payload uncertainty. *IEEE Robotics and Automation Letters*, 10(2):1561–1568, 2025.
- [17] A. A. Feldbaum. Dual control theory. *Avtomatika i Telemekhanika*, 21(9):1240–1249, 1960.
- [18] A. Mesbah. Stochastic model predictive control with active uncertainty learning: A survey on dual control. *Annual Reviews in Control*, 45:107–117, 2018.
- [19] R. Jackson, D. Varagnolo, and S. Knorn. A dual control approach to solve exploration versus exploitation trade-offs in the design of personalized physical exercise sessions. *IEEE Control Systems Letters*, 7:2383–2388, 2023.
- [20] T. Parr, G. Pezzulo, and K. Friston. *Active inference: the free energy principle in mind, brain, and behavior*. MIT Press, 2022.
- [21] J. Schmidhuber. Formal theory of creativity, fun, and intrinsic motivation (1990–2010). *IEEE transactions on autonomous mental development*, 2(3):230–247, 2010.
- [22] R. Houthoofd, X. Chen, Y. Duan, J. Schulman, F. De Turck, and P. Abbeel. Vime: Variational information maximizing exploration. *Advances in neural information processing systems*, 29, 2016.
- [23] T. Lee, J. Kwon, P. Wensing, and F. C. Park. Robot model identification and learning: A modern perspective. *Annual Review of Control, Robotics, and Autonomous Systems*, 7(3):11–34, 2024.
- [24] A. D. Wilson, J. A. Schultz, and T. D. Murphey. Trajectory synthesis for fisher information maximization. *IEEE Transactions on Robotics*, 30(6):1358–1370, 2014.
- [25] Florin Stoican, Ionela Prodan, Dan Popescu, and Loretta Ichim. Constrained trajectory generation for uav systems using a b-spline parametrization. In *Mediterranean Conference on Control and Automation*, pages 613–618, 2017.