

Human-Centered LLM-Agent System for Detecting Anomalous Digital Asset Transactions

Gyuyeon Na^a, Minjung Park^b, Hyeonjeong Cha^c, Sangmi Chai^{d,*}

^a*AI and Business Analytics, Ewha Womans University, Seoul, Republic of Korea*

^b*Department of Business Administration, Kumoh National Institute of Technology, Gumi, Republic of Korea*

^c*AI and Business Analytics, Ewha Womans University, Seoul, Republic of Korea*

^d*AI and Business Analytics, Ewha Womans University, Seoul, Republic of Korea*

Abstract

We present HCLA, a human-centered multi-agent system for anomaly detection in digital-asset transactions. The system integrates three cognitively aligned roles—Rule Abstraction, Evidence Scoring, and Expert-Style Justification—into a conversational workflow that enables non-experts to express analytical intent in natural language, inspect structured risk evidence, and obtain traceable, context-aware reasoning.

Implemented with an open-source web-based interface, HCLA translates user intent into explicit analytical rules, applies classical anomaly detectors to quantify evidential risk, and reconstructs expert-style justifications grounded in observable transactional signals. Experiments were conducted on cryptocurrency anomaly dataset, demonstrating that while the underlying detector achieves strong predictive accuracy, HCLA substantially enhances interpretability, interaction, and decision transparency.

Importantly, HCLA is not designed to explain a black-box model in the conventional XAI sense. Rather, we aim to reconstruct a traceable expert reasoning process that aligns algorithmic evidence with regulatory and investigative judgment. By explicitly separating evidence scoring from expert-style justification,

*Corresponding author.

Email addresses: amy-na@ewha.ac.kr (Gyuyeon Na), mjpark@kumoh.ac.kr (Minjung Park), hyeonjeong.cha@ewha.ac.kr (Hyeonjeong Cha), smchai@ewha.ac.kr (Sangmi Chai)

the proposed framework emphasizes accountability over mere explainability, addressing the practical requirements of regulatory, audit, and compliance-driven financial forensics.

We describe the system architecture, closed-loop interaction design, datasets, evaluation protocol, and limitations, and we argue that a human-in-the-loop reasoning reconstruction paradigm is essential for achieving transparency, accountability, and trust in high-stakes financial environments.

Keywords: Human-Centered AI, LLM-Agent System, Multi-Agent Architecture, Anomaly Detection, Digital Asset Transactions, Cryptocurrency Forensics, Blockchain Analytics, Human-in-the-Loop, Explainable AI (XAI), Interpretability

1. Introduction

Decentralized finance ecosystems significantly complicate risk monitoring. Mixers, privacy-enhancing tools, and multi-hop transaction flows obscure provenance, while high-performing anomaly detectors often operate as opaque systems that demand substantial technical expertise to interpret and validate. In regulatory and audit-driven environments, however, accuracy alone is insufficient—stakeholders require mechanisms to trace, question, and justify risk assessments.

HCLA addresses this gap by orchestrating three cognitively and functionally distinct agents within a single conversational workflow: a Rule Abstraction agent translates everyday user intent into explicit analytical rules; an Evidence Scoring module quantifies anomalous behavior using classical detection models; and an Expert-Style Justification agent reconstructs traceable reasoning that aligns algorithmic evidence with investigative and regulatory logic. Rather than asking users to adapt to analytical pipelines, HCLA allows users to steer anomaly analysis through natural language while preserving end-to-end auditability of each reasoning step (see Figure 1 and Figure 2; Table 1).

The core contribution of HCLA is not conventional post-hoc explainability.

We do not aim to explain a black-box model, but to reconstruct a traceable expert reasoning process grounded in observable evidence. By explicitly separating rule abstraction, evidence scoring, and expert-style justification, the proposed framework emphasizes accountability over mere explainability, addressing the practical requirements of compliance officers, auditors, and financial investigators.

Specifically, HCLA contributes:

- A modular, conversational architecture that couples natural-language intent with structured risk evidence;
- A clear separation of cognitive roles—Rule Abstraction, Evidence Scoring, and Expert-Style Justification—ensuring robustness and extensibility without destabilizing the detection core;
- Empirical evidence that interactive, expert-aligned reasoning improves accessibility, trust, and audit readiness without sacrificing detector performance.

Together, these contributions operationalize anomaly detection as an interactive, human-centered reasoning process, rather than a one-shot prediction task.

2. Related Work

2.1. LLM-Based Anomaly Detection

Recent studies have increasingly explored the use of large language models (LLMs) for anomaly detection across diverse domains, including finance, cybersecurity, time-series monitoring, and blockchain analytics. Early efforts such as AnoLLM Tsai et al. (2025) demonstrated that LLMs can effectively model tabular data by reframing anomaly detection as a language understanding problem, enabling zero-shot and few-shot generalization without task-specific retraining. Similarly, RAAD-LLM Russell-Gilbert (2025) integrated retrieval-augmented

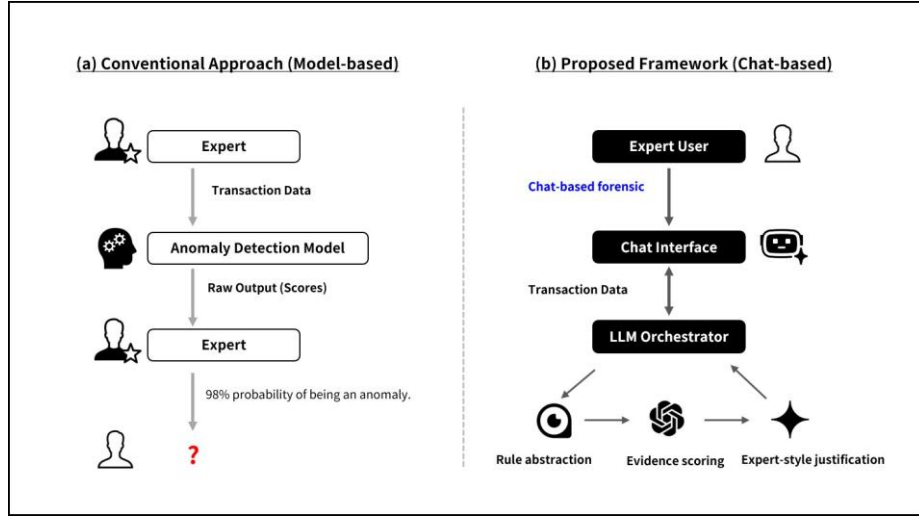


Figure 1: Bridging the Interpretability Gap: From a Black-Box Model to the Human-Centered HCLA Framework.

generation (RAG) with LLMs to adaptively detect anomalies in evolving data distributions, highlighting the potential of LLMs for continuous and context-aware anomaly detection.

In financial domains, Park et al. Park (2024) proposed an LLM-based multi-agent framework for anomaly detection in financial markets, where specialized agents collaboratively analyze signals, assess risks, and generate explanations. CALM Devireddy & Huang (2025) further extended this line of research by introducing a continuous and adaptive LLM-mediated framework for time-series anomaly detection, emphasizing real-time adaptation and human-in-the-loop decision support. These approaches demonstrate that LLMs are not only capable of detecting anomalies but also of orchestrating higher-level reasoning processes around them.

From a theoretical perspective, such multi-agent LLM frameworks naturally align with core principles studied in normative multi-agent systems. Normative multi-agent systems provide formal principles for governing agent interactions and constraints, which are particularly relevant for regulated domains such as

financial and blockchain analytics Singh (2023).

Despite these advances, most LLM-based anomaly detection frameworks primarily focus on improving detection accuracy or adaptability, while providing limited guarantees regarding interpretability, consistency, and trustworthiness—factors that are particularly critical in regulated environments such as finance and blockchain analytics.

Figure 1 illustrates the gap between black-box anomaly detection outputs and the requirements of human-centered decision-making, motivating the need for structured reasoning and explanation mechanisms.

2.2. Graph-Based and Blockchain Anomaly Detection with LLMs

Blockchain analytics has emerged as a prominent application domain for LLM-augmented anomaly detection, due to the complexity, scale, and semantic richness of transaction graphs. BlockScan Yu et al. (2025) and UniGAD Lin et al. (2025) focus on graph-based anomaly detection by modeling multi-level structural irregularities in blockchain transaction networks. These approaches leverage graph neural networks (GNNs) to capture topological patterns but rely on traditional machine learning pipelines for interpretation.

More recent works have incorporated LLMs to enhance semantic understanding and reasoning over blockchain data. Lei et al. (2025) investigated the use of LLMs for cryptocurrency transaction analysis, demonstrating that LLMs can extract latent semantic patterns from raw transaction metadata. Sun et al. (2025) proposed a joint transaction language model and graph representation learning framework for Ethereum fraud detection, while LMAE4Eth Jia et al. (2025) explored masked graph embeddings combined with transaction semantics to improve robustness and generalization.

Graph-enhanced LLM frameworks such as DGP Li et al. (2025) further advanced this direction by introducing dual-granularity prompting, where both node-level and subgraph-level contexts are explicitly incorporated into LLM reasoning. SentinelAgent He et al. (2025) extended this paradigm to LLM-based multi-agent systems, modeling anomaly detection itself as a graph of interacting

agents.

Complementary to LLM-based approaches, HyPV-LEAD Park et al. (2025) proposes a data-driven structural–temporal modeling framework for proactive early warning of cryptocurrency anomalies. By jointly capturing temporal dynamics and structural transaction patterns, HyPV-LEAD demonstrates strong performance in anticipating anomalous behavior over time. However, its primary objective lies in time-series early-warning and trend-level risk forecasting, rather than instance-level anomaly classification or human-interpretable decision support.

While these studies demonstrate the effectiveness of combining LLMs, graph structures, and temporal modeling for cryptocurrency anomaly detection, most of them treat explanation as a secondary or post-hoc component. In particular, they provide limited support for traceable expert reasoning, auditability, or closed-loop human feedback, which are essential requirements in regulatory and compliance-driven financial forensics.

2.3. Explainability and Trust in LLM-Augmented Anomaly Detection

Explainability has long been recognized as a key requirement for trustworthy AI systems, particularly in high-stakes domains Hoffman et al. (2018). Table 1 compares representative LLM-based anomaly detection approaches, summarizing their core ideas and limitations in terms of interpretability, interaction, and decision support.

In the context of blockchain anomaly detection, Watson Watson (2024, 2025) introduced an explain-first paradigm, where LLM-generated explanations precede user trust and decision-making. This work highlights the importance of explanation quality, clarity, and user confidence, rather than accuracy alone.

More broadly, explainable AI techniques such as SHAP (SHapley Additive exPlanations) Lundberg & Lee (2017) and LIME Ribeiro et al. (2016) remain widely used, and surveys provide structured taxonomies of black-box explanation methods Guidotti et al. (2018); Arrieta et al. (2020). However, recent research on trustworthy and human-centered AI argues that explanations should

support human understanding, contestability, and decision-making rather than merely expose model internals Doshi-Velez et al. (2022); Miller (2023).

Despite these advances, existing LLM-based explanation approaches typically generate natural language explanations without explicitly aligning them with structured anomaly evidence (e.g., feature groups, transaction clusters, or behavioral patterns). As a result, explanations may appear plausible but lack systematic grounding, making them difficult to audit or compare across cases.

2.4. Summary and Research Gap

In summary, prior work demonstrates that: (i) LLMs are effective for anomaly detection across tabular, time-series, and graph-structured data; (ii) Graph-enhanced and blockchain-specific models significantly improve detection performance by capturing relational and semantic information; and (iii) Explainability is increasingly emphasized, yet remains largely qualitative, post-hoc, and weakly connected to model-level evidence.

These limitations motivate the need for a unified framework that not only leverages LLMs for anomaly detection and reasoning, but also systematically grounds explanations in structured anomaly representations, enabling consistent, auditable, and human-aligned decision support.

3. System Overview: HCLA Framework

HCLA operationalizes anomaly detection as a conversational workflow between human users and AI agents. Implemented through Gradio, the interface allows natural-language queries such as “Analyze transactions from my wallet over the past week.”

- The Rule abstraction Agent (gpt-4o-mini) converts free-form inputs into structured JSON schemas.
- The Evidence scoring Agent (XGBoost) computes anomaly probabilities using temporal and transactional features.

Table 1: Comparison of LLM-based Anomaly-Detection Approaches

Study	Summary	Limitation
RAAD-LLM Russell-Gilbert (2025)	Uses RAG-enabled LLMs to retrieve contextual information and summarize anomaly-related queries	Limited to event-level descriptions; lacks conversational feedback and interaction
LLM-Augmented Explanations for Crypto Anomaly Detection Watson (2024)	Reformulates anomaly detection outputs into human-readable explanations	One-way reporting without interactive exploration of anomaly reasoning
CALM Devireddy & Huang (2025)	Employs LLMs as judges for time-series anomaly detectors with adaptive summaries	System-centric design focused on model performance rather than user interpretability
AnoLLM Tsai et al. (2025)	Serializes tabular data into prompts for LLM-based anomaly interpretation	Lacks conversational interface and modular agent structure
Anomaly Detection for Short Texts	Allows users to input short logs or texts for conversational anomaly summarization	Single-agent pipeline without explicit modular separation
HCLA (proposed)	Integrates Rule abstraction, Evidence scoring, Expert-style justification agents within a conversational framework	Supports interactive analysis, modular extensibility, and transparent reasoning

- The Expert-style justification Agent (gemini-1.5-pro) translates numeric scores into plain-language reasoning, supporting iterative questioning (“Why is this transaction high-risk?”).

Agents communicate via JSON messages under a central LLM controller that preserves semantic alignment between parsed features, model outputs, and generated explanations. This architecture ensures transparency, traceability, and adaptability—core attributes of human-centered AI.

HCLA treats anomaly detection as conversation plus computation. Architecture Rule abstraction Agent (LLM-A). Extracts entities and constraints (time windows, wallet/cluster IDs, value ranges) and emits a normalized JSON schema that the detector consumes. Ambiguities are clarified interactively. (Figure 1.)

Evidence scoring Agent (XGBoost). Consumes temporal and transactional features (frequency, direction, connectivity) and outputs anomaly probabilities. The interface allows drop-in alternatives without changing orchestration.

Expert-style justification Agent (LLM-B). Maps scores and features to concise, context-aware narratives and supports follow-up questions (“Why is this high-risk?”). (Figure 2 .) Agents exchange JSON under a lightweight controller that preserves semantic alignment across steps. Interaction Loop

- Expert query → natural language (e.g., “Past week, my wallet—anything suspicious?”).
- Rule abstraction → JSON schema (wallet, range, entities).
- Evidence scoring → per-transaction anomaly likelihoods.
- Expert-style justification → reasons tied to features (“repeated high-value transfers to unverified counterparties during off-peak hours”).
- Refinement → expert filter, group, or pivot (e.g., “only exchange-linked clusters”), and the loop continues.

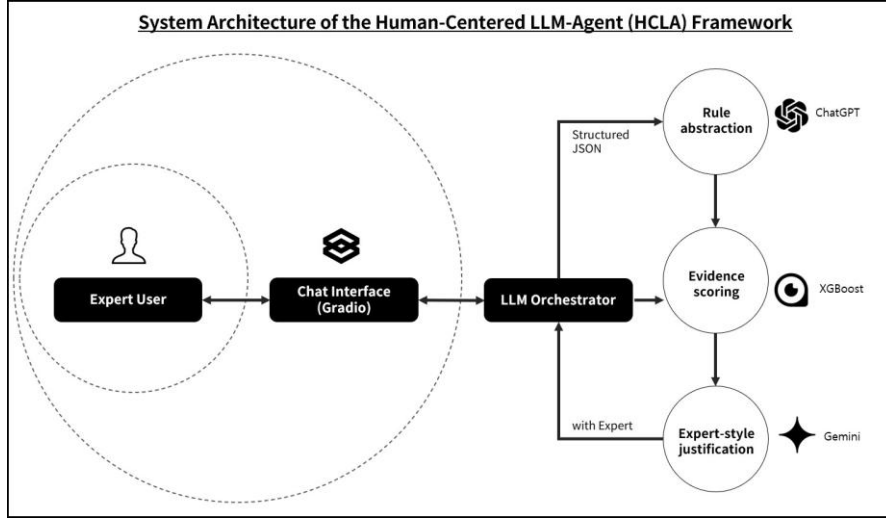


Figure 2: System Architecture of the Human-Centered LLM-Agent (HCLA) Framework.

4. Methodology

This section describes the methodological foundation of the proposed HCLA system. It covers the dataset characteristics, the model integration strategy between LLM agents and the underlying anomaly-detection algorithm, as detailed in Algorithm 1, and the evaluation metrics used to assess both performance and interpretability.

4.1. Dataset

The dataset used in this study was provided by *Kloint* and is available for research purposes without expiration. While there are no restrictions on academic use, secondary or tertiary commercial usage—such as resale by the research team—is explicitly prohibited.

The dataset consists of cryptocurrency transaction records collected from the *Binance* exchange and covers major blockchain networks: Bitcoin (BTC) . Transaction addresses were labeled as either *normal* or *illicit* based on trans-

Algorithm 1: Human-Centered Closed-Loop Rule-Evidence-Explanation Pipeline with Audit Trail

Input: Expert query q ;;
Dataset $D = \{(x_i, y_i)\}_{i=1}^N$;;
candidate models M ;;
metrics K ;;
threshold τ ;;
LLMs L_P (Rule Abstraction), L_E (Expert Justification)
Output: m ;;
anomaly scores p ;;
predictions \hat{y} ;;
explanations E ;;
audit trail A

Offline model selection (pre-deployment);
Train and evaluate $m \in M$ on D using K ; select m ;
Initialize audit trail $A \leftarrow \emptyset$;

Stage 1: Rule Abstraction;
Abstract expert intent q into analytical schema S using L_P ; map S to features x ;
Append $\langle q, S \rangle$ to A ;

Stage 2: Evidence Scoring;
Compute anomaly scores $p \leftarrow m^{(x)}$ and predictions \hat{y} ;
Append $\langle x, p, \hat{y} \rangle$ to A ;

Stage 3: Expert-Style Justification;
Extract evidential signals and generate expert-style justification
 $E \leftarrow L_E(x, p, \text{evidence})$;
Append $\langle x, \text{evidence}, E \rangle$ to A ;

Stage 4: Closed-Loop Feedback;
Receive human feedback f and refine explanation $E \leftarrow L_E(E, f)$ while fixing (p, \hat{y}) ;
Append $\langle f, E \rangle$ to A ;

return m, p, \hat{y}, E, A

action hashes identified as mixing-related, following Kloint’s internal labeling methodology.

The analytical backbone uses model, integrated with LLM-driven orchestration (Figure 3).

4.2. Bitcoin Dataset

The Bitcoin subset spans the period from 2020 to 2024 and contains a total of 387,419 transactions. Among these:

- 318,388 transactions are labeled as normal (label = 0),
- 69,031 transactions are labeled as anomalous (label = 1).

Each record includes hashed transaction identifiers, sender and receiver addresses, USD-denominated transaction values, and temporal attributes.

Leakage sensitivity check. To assess the risk of identifier-driven leakage, we re-trained the models after removing potentially proxy-identifying fields, namely the transaction hash and counterparty metadata fields (Counterparty Cluster Name, Counterparty Shared Name, Counterparty Category). Records with missing values in essential schema fields were removed during preprocessing. However, extreme numerical values were intentionally retained, as such values may reflect critical behavioral signals associated with mixing activities and illicit transaction patterns.

We parsed the transaction timestamp and derived calendar features (Hour, DayOfWeek, Year, Month, Day). Address identifiers (Receiving Address, Counterparty Address) were treated as categorical variables and encoded into integer indices using pandas category codes.

4.3. Feature Schema and Preprocessing

Each transaction record follows a structured schema that includes:

- hash-level transaction identifiers,
- sender and counterparty address information,

- categorical metadata (e.g., cluster or source labels),
- net transaction values denominated in USD,
- temporal features such as year, month, day, hour, and day of week.

Table 2: Transaction Dataset Description

Column		Description
Hash		Unique transaction identifier used to reconstruct the full transaction topology from the blockchain.
Date (UTC)		Transaction timestamp in Coordinated Universal Time.
Receiving Address		Address within the subject cluster that receives cryptocurrency.
Counterparty Address		Representative address of the counterparty cluster, which may differ from the actual transaction address involved.
Counterparty Name	Cluster	Official name of the counterparty cluster.
Counterparty Name	Shared	Private or informal shared name of the counterparty cluster (optional).
Counterparty Category		Category of the counterparty cluster (e.g., exchange, mixing service).
Value		Cryptocurrency amount; positive for inbound transactions and negative for outbound transactions (net).
USD Value		USD-equivalent amount at the time of the transaction.

This deterministic, label-free encoding was applied prior to splitting to preserve consistent address IDs across the dataset. Continuous amount-related features (Value, USD Value) were normalized to [0, 1] using global Min–Max scaling computed on the full dataset (label-free) to enforce a consistent normalization range. Finally, we randomly split the dataset into training and test sets with a 3:7 ratio.

Rule abstraction Feature Mapping – Natural-language queries are mapped to structured schema via prompt-templated extraction (wallet, time range, amount).
Evidence scoring Pipeline – Engineered temporal-transactional features feed the

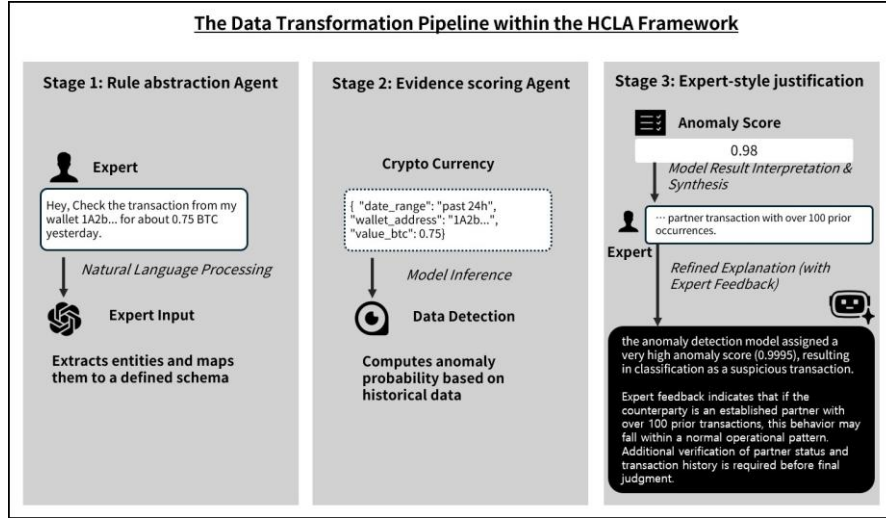


Figure 3: The Data Transformation Pipeline within the HCLA Framework.

model, producing anomaly probabilities $p(a_i)$. LLM-Assisted Interpretation – The Expert-style justification Agent converts scores into narrative justifications, e.g., “This transaction shows a 0.84 anomaly score due to repeated high-value transfers to unverified counterparties during off-peak hours.”

Interactive Loop – Experts pose follow-up queries; the Rule abstraction Agent updates context, re-triggering Evidence scoring and Expert-style justification.

The analytical backbone uses XGBoost, integrated with LLM-driven orchestration (Figure 3).

Rule abstraction & Feature Mapping – Natural-language queries are mapped to structured schema via prompt-templated extraction (wallet, time range, amount).

Evidence scoring Pipeline – Engineered temporal-transactional features feed the XGBoost model, producing anomaly probabilities $p(a_i)$. LLM-Assisted Interpretation – The Expert-style justification Agent converts scores into narrative justifications, e.g., “This transaction shows a 0.84 anomaly score due to repeated high-value transfers to unverified counterparties during off-peak hours.”

Interactive Loop – Users pose follow-up queries; the Rule abstraction Agent updates context, re-triggering Evidence scoring and Expert-style justification.

Rule abstraction and Feature Mapping.. User input is processed by the Rule abstraction Agent (ChatGPT) via a structured prompt template:

“Extract wallet address, time range, and transaction details from the following description and output a JSON schema.”

This ensures deterministic schema construction, resolves missing values through contextual reasoning, and maps linguistic expressions (“past week”, “high-value transfers”) to numerical features (e.g., day range=7, value > threshold). We used fixed system and user prompts to ensure reproducibility in the explanation generation process. To guarantee reproducibility throughout the explanation-generation pipeline, we used fixed system and user prompts, deterministic decoding settings, and explicit non-determinism handling rules (e.g., temperature = 0, fixed sampling strategy). In addition, all personally identifiable or sensitive information is masked according to predefined filtering rules to eliminate privacy-related issues during processing. Detailed prompt templates and masking specifications are provided in Appendix A (Prompt Engineering).

Evidence scoring Pipeline.. The Evidence scoring pipeline is designed to identify anomalous mixing transactions using tree-based ensemble classification models trained on engineered temporal–transactional attributes. We select RandomForest, XGBoost, and LightGBM as representative detection models, as they embody complementary ensemble learning paradigms that are widely adopted in real-world financial anomaly detection systems, particularly under conditions of severe class imbalance and tabular data dominance. All three models operate on an identical feature representation and produce probabilistic estimates indicating the likelihood of a transaction being anomalous. RandomForest is included as a conservative baseline due to its robustness and stability achieved through ensemble averaging, which effectively reduces variance even without explicit class imbalance correction. XGBoost is incorporated as a representative

gradient boosting approach, offering controlled tree growth, reproducibility, and explicit support for class-weighted learning. XGBoost, adopted as the proposed detection model, is well-suited for imbalanced anomaly detection due to its regularized gradient-boosting formulation and support for class-weighted learning objectives, enabling stable precision–recall trade-offs in risk-averse settings.

To explicitly address class imbalance, LightGBM and XGBoost incorporate a class-weighting strategy, while RandomForest relies on ensemble averaging for variance reduction. The detection module outputs both binary anomaly labels and continuous anomaly scores, which are subsequently passed to downstream components for analysis and interpretation. This modular design allows the detection algorithm to be replaced without modifying the surrounding interaction or explanation logic, thereby supporting flexible experimentation and extensibility across different anomaly types.

LLM-Assisted Interpretation.. Once the model produces a score vector, the Expert-style justification Agent (Gemini) translates the numerical outputs into natural-language interpretations. Prompt engineering constrains the response style—for example, “concise risk summary with probabilistic rationale.” A typical explanation might read:

“This transaction shows a high anomaly score (0.84) due to repeated transfers exceeding the 95th-percentile value to unverified counterparties during off-peak hours.”

As illustrated in Stage 3 of Figure 3, experts can then follow up with additional queries, such as requests for concrete examples, clarification of specific risk factors, or alternative perspectives on the explanation. Such expert feedback is incorporated into subsequent explanation generation, allowing the Expert-style justification Agent to refine emphasis, add illustrative examples, or rephrase the rationale while preserving the original anomaly score and risk classification. The Rule abstraction Agent re-initiates the workflow with preserved conversational context, enabling iterative clarification and sensemaking.

This feedback-aware interaction forms a closed-loop explanatory system, in which human input continuously shapes the explanatory behavior of the system without modifying the underlying detection model. This cyclical structure embodies the **human-in-the-loop** principle that distinguishes HCLA from conventional, one-shot detectors.

API and System Integration.. Agents communicate through lightweight JSON messages within a Gradio interface. The central controller manages context buffers and ensures that inputs, outputs, and intermediate explanations remain synchronized. All modules are stateless between user sessions but maintain intra-session memory for multi-turn coherence. This design achieves real-time responsiveness while preserving interpretability and traceability.

4.4. Metrics & Protocol

We report Accuracy, Precision, Recall, F1-score, AUC-ROC, and latency for all models across cryptocurrency datasets. As summarized in Tables 6 the evaluated detectors consistently demonstrate strong performance under fixed random splits and version-controlled prompts. The XGBoost model in particular achieves the highest metrics across all datasets, supporting both quantitative robustness and qualitative interpretability.

Table 3: User Query Consumed by the Rule abstraction Agent

Field	Content
Query Text	On September 20, 2025, at 11:00 PM (UTC+9), the user reports receiving 0.8 BTC (approximately \$51,200) to address 1A2b3C... from the counterparty address bc1qxxx, and requests verification of whether the transaction is suspicious.

the system handles schema construction (see Table 3–Table 4).

Interpretability. Explanations tie scores to concrete patterns—frequency, counterparties, timing—rather than exposing raw numbers alone.

Trust & Auditability. Each step (Rule abstraction → Evidence scoring →

Table 4: Structured Output Generated by the Rule abstraction Agent

Field	Value
Date	2025-09-20T23:00:00+09:00
Receiving Address	1A2b3C...
Counterparty Address	bc1qxxx
Value (BTC)	0.8
USD Value	51,200.0

Expert-style justification) is visible and queryable, so users can check consistency and replay reasoning. (cf. Figure 1 –Figure 2 , Table tab:relatedwork.)

4.5. Expert Evaluation Study

To approximate human-centered usability under practical regulatory constraints, this study conducted a structured expert evaluation composed of individuals with professional experience in compliance review, financial auditing, and blockchain transaction monitoring.

This panel structure was chosen to obtain meaningful insights from professionals whose decision-making processes resemble those of compliance officers and forensic analysts interacting with anomaly-detection systems in real-world settings.

The experiment was designed around three anomalous transaction scenarios involving realistic blockchain-based information such as transaction flows, input–output patterns, value movements, and linked addresses. For each scenario, participants compared two explanatory formats. The first format was a baseline numerical dashboard produced by the detector, presenting only prediction scores and probability values. The second format was a narrative explanation generated by HCLA, offering a structured natural-language interpretation and contextual summarization of the anomaly-detection outcome (see Figure 4).

After reviewing both explanations, participants responded to survey items measuring *comprehension accuracy*, *trust*, and *clarity*. Comprehension accuracy was assessed through two multiple-choice questions per scenario, evaluating

whether experts correctly understood the anomaly context and the reasoning underlying the classification outcome. Trust measured the extent to which experts perceived the explanation as reliable and credible in supporting anomaly-related judgments. Clarity captured how clearly and coherently the anomaly rationale was communicated, particularly in terms of linking behavioral signals (e.g., transaction frequency, value patterns, and counterparty structure) to the final risk assessment.

Trust and clarity were measured using six and five items, respectively, rated on a 7-point Likert scale (1 = *strongly disagree* to 7 = *strongly agree*). The measurement items were adapted from validated instruments in prior research (Hoffman et al., 2018) and applied consistently across scenarios.

Internal consistency analysis confirmed high reliability for all constructs, with Cronbach's α values exceeding 0.80 across all items. Clarity exhibited particularly strong reliability ($\alpha = 0.94\text{--}0.98$), while trust remained robust within the 0.82–0.90 range, indicating that all items consistently captured the intended perceptual dimensions.

A paired t-test was conducted to compare perceived usability between the baseline numerical outputs and the HCLA-generated explanations. Across all three scenarios, experts rated the narrative explanations significantly higher in both trust and clarity ($p < .001$). Negative t -values further indicate that HCLA consistently achieved superior subjective evaluations, suggesting that structured natural-language explanations enhanced expert understanding and confidence more effectively than numerical dashboards alone.

In summary, this expert evaluation study provides empirical evidence for the effectiveness of the proposed human-centered explanation framework. The findings demonstrate that HCLA explanations substantially outperform traditional numeric-only dashboards in terms of comprehensibility, trustworthiness, and clarity, supporting its applicability in compliance-driven anomaly detection environments.

Table 5: Paired t-test Results Comparing Baseline Model and HCLA Explanations

Anomaly Case	Measure	t	p -value
1	Trust	-5.586	< .001
2	Trust	-5.416	< .001
3	Trust	-4.629	< .001
1	Clarity	-5.865	< .001
2	Clarity	-6.542	< .001
3	Clarity	-5.417	< .001

5. Experimental Results

The detection model is used only as a trigger to surface potentially anomalous transactions; our core contribution lies in the HCLA explanation layer that turns model outputs into audit-ready, analyst-friendly rationales. The experimental evaluation of the HCLA framework focused on assessing its effectiveness from a *user-centered perspective*, rather than solely on model-level performance. While traditional anomaly detection studies emphasize accuracy or recall, this research evaluates how the integration of LLM-based agents enhances accessibility, interpretability, and user trust in digital asset forensics.

5.1. Model Performance

The inclusion of ResNet and FT-Transformer serves a complementary benchmarking purpose rather than positioning them as primary detection models. ResNet is adopted as a representative deep neural network baseline capable of modeling non-linear feature interactions in tabular anomaly detection, while FT-Transformer represents a recent attention-based neural architecture specifically designed for tabular data Gorishniy et al. (2021). Both architectures have been explicitly adapted and evaluated as supervised tabular anomaly detection baselines in large-scale benchmarks such as ADBench Han et al. (2022). By incorporating these neural baselines, we provide a broader contextual comparison with modern deep learning approaches and demonstrate that the proposed

tree-based ensemble models achieve comparable or superior performance under identical experimental conditions. Importantly, this comparison highlights that, despite the higher expressive capacity of neural models, tree-based ensembles remain particularly well-suited for risk-sensitive tabular anomaly detection tasks where robustness, interpretability, and stable decision boundaries are critical.

Table 6 summarizes the performance comparison on the Bitcoin Mixing WasabiWallet dataset. The results indicate strong discriminative performance across the evaluated models, particularly for the gradient-boosting approaches, which achieve near-perfect AUC-ROC values.

Among the candidates, XGBoost provides the strongest overall trade-off across accuracy (0.9865), precision (0.9864), recall (0.9865), and F1-score (0.9864), while achieving an AUC-ROC of 0.9987. LightGBM attains the highest AUC-ROC (0.9991), but XGBoost remains competitive on AUC-ROC and exhibits consistently strong performance across the remaining metrics.

Although LightGBM achieved a slightly higher AUC-ROC, we adopted XGBoost as the core detection model because it delivered a more favorable precision–recall trade-off at the operating threshold used for deployment, resulting in a higher F1-score and more reliable detection of illicit cases. Moreover, XGBoost exhibited more stable performance across temporal splits, supporting a robust operational profile.

Table 6: Performance Comparison on the Bitcoin Mixing WasabiWallet Dataset

Model	Accuracy	Precision	Recall	F1-score	AUC-ROC
ResNet	0.9159	0.9422	0.9159	0.9216	0.9781
FT-Transformer	0.9339	0.9498	0.9339	0.9374	0.9919
Random Forest	0.9798	0.9797	0.9798	0.9797	0.9973
LightGBM	0.9841	0.9848	0.9841	0.9843	0.9991
XGBoost*	0.9865	0.9864	0.9865	0.9864	0.9987

5.2. Micro-User Panel Study

The HCLA system demonstrates several benefits that align with the principles of **human-centered AI**—bringing transparency, adaptability, and inclusivity into complex analytical workflows.

Accessibility.. Conventional anomaly detection tools require technical proficiency, specialized data preparation, and prior knowledge of blockchain semantics. In contrast, HCLA enables users to interact through natural-language dialogue using the Gradio interface. Even non-technical participants were able to submit queries such as:

“Analyze transactions from my wallet over the past week and highlight anything suspicious.”

The system autonomously parsed, structured, and analyzed this input without requiring manual schema creation. This conversational workflow significantly lowers the barrier to entry for analysts, auditors, and general users, allowing them to explore data without coding or model configuration.

Interpretability.. Explainability emerged as one of the strongest advantages of the proposed framework. Unlike black-box detection models that output numerical anomaly scores, HCLA provides **context-rich narrative explanations**. The *Explainer Agent (Gemini)* translated each model output into intuitive feedback, e.g.:

“The transaction shows moderate anomaly due to unusually high frequency of small-value transfers to unknown counterparties.”

Such linguistic grounding enables users to understand not only *what* was flagged as anomalous but also *why*. Through this interpretive layer, users reported higher confidence in the system’s reasoning and decision support.

Trust and Transparency.. A recurring issue in financial AI systems is the opacity of decision boundaries. The multi-agent structure of HCLA explicitly addresses

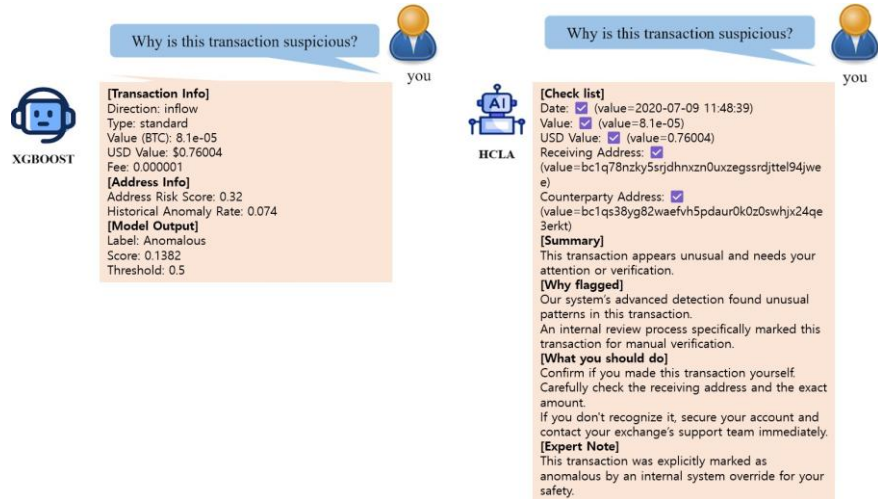


Figure 4: model vs. HCLA explanations for a suspicious transaction (Anomaly Case 1).

this by decomposing reasoning steps: the **Rule abstraction Agent** converts language into structured data, the **Evidence scoring Agent** executes a conventional ML-based classification, and the **Explainer Agent** reconstructs the reasoning process in human terms. By making each stage visible and queryable, users can “see through” the pipeline rather than blindly trusting a single output. This transparency builds trust, which is essential for deployment in regulatory, compliance, and audit contexts.

Traditional model-agnostic explanation methods such as feature importance provide per-feature contribution scores that quantify how each input variable affects the anomaly prediction. As illustrated in Fig. 5, these methods highlight which dimensions (e.g., value, timing, counterparty address) exert the strongest influence on the model’s output. While such visualizations offer a transparent, low-level view of the classifier’s internal mechanics, their usefulness in digital-asset forensics remains limited.

Blockchain transactions inherently exhibit strong temporal, relational, and

contextual dependencies—such as counterparty type, flow structure, or recurrent behavioral motifs—that cannot be adequately captured by isolated feature-level importance scores. Consequently, feature-importance explanations often yield fragmented or semantically ambiguous interpretations, which non-expert analysts in compliance or audit roles struggle to convert into meaningful investigative actions.

In contrast, the proposed HCLA framework produces context-aware, narrative-style explanations that more closely reflect how human analysts interpret suspicious activity. By integrating structured outputs from the detector with LLM-mediated reasoning, HCLA summarizes anomalies in terms of interpretable behavioral factors—for example, repeated high-value transfers to unverified counterparties, anomalous timing patterns, or abrupt deviations from historical address behavior. This transition from low-level importance values to high-level semantic reasoning significantly improves clarity and actionability.

A user study further underscores this difference: participants consistently rated HCLA explanations higher than feature-importance outputs in both trust and clarity across all evaluation scenarios ($p < .001$). These results suggest that while feature importance remains useful for internal model diagnostics, HCLA delivers substantially greater interpretability for end users making real-world decisions based on anomaly alerts.

5.3. LLM-based Consistency and Agreement Evaluation

To further examine the role of automated evaluators, we conducted LLM-based evaluations using ChatGPT-5.2.

We evaluated the judge model across multiple independent ChatGPT sessions (separate browser windows) under identical prompts and fixed decoding settings (e.g., temperature=0) to verify session-to-session consistency..

The analysis reveals a clear contrast between clarity and trust dimensions. While LLM-based assessments show relatively high alignment with human judgments on clarity, agreement on trust-related items remains consistently low. This divergence indicates that LLMs can reliably assess the structural quality

and interpretability of explanations, but fail to capture human trust sensitivity, which involves risk perception, responsibility, and hesitation under uncertainty. Therefore, LLM-based evaluation should be positioned as an auxiliary mechanism rather than a replacement for human judgment. In high-stakes anomaly detection scenarios, final evaluation and decision-making must remain grounded in human assessment, with LLMs serving a supportive role to enhance consistency and scalability.

Table 7: Comparison of Human Evaluation and Human–LLM Agreement

Dimension	Human Evaluation	Human–LLM Agreement
Trust	HCLA > Baseline ($p < .001$)	Consistently low agreement
Clarity	HCLA > Baseline ($p < .001$)	Relatively high agreement

Table 7 contrasts human evaluation results with human–LLM agreement, showing that while HCLA explanations significantly improve both trust and clarity for human users, alignment between human and LLM evaluations is high for clarity but consistently low for trust.

5.4. Comparative Analysis of Global SHAP Feature Importance and HCLA Explanations

This subsection presents a comparative analysis between global feature importance derived from SHAP and the explanations generated by the Human-Centered LLM-Agent (HCLA) framework, with a particular focus on the XGBoost model.

Figure 5 reports the global SHAP summary for the XGBoost detector. The results show that a small subset of features accounts for most of the model’s sensitivity. In particular, address-related variables (*Receiving Address* and *Counterparty Address*) and the calendar feature *Month* exhibit the largest SHAP magnitudes, followed by transaction magnitude (*Value* and *USD Value*) and coarse temporal context (*Year*). This pattern suggests that the detector relies strongly on entity-level interaction signatures (i.e., which addresses transact with which counterparts) and seasonality-like timing effects, with value-based

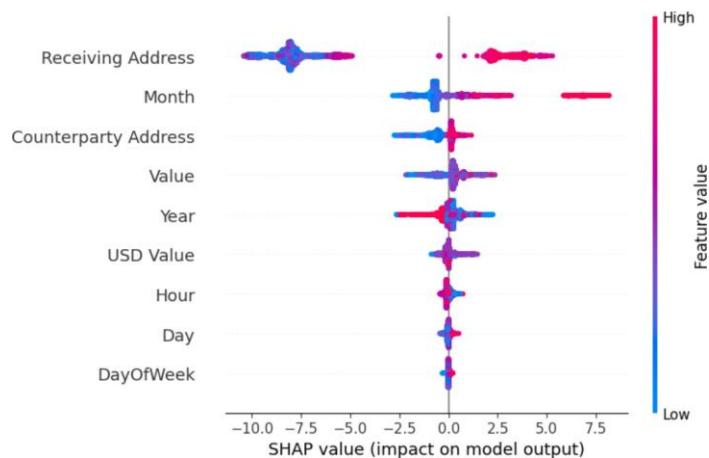


Figure 5: Global SHAP summary (beeswarm) for the XGBoost model.

signals providing additional evidence for abnormality. In contrast, fine-grained timing fields such as *Hour*, *Day*, and *DayOfWeek* contribute relatively less overall.

While SHAP provides a model-centric diagnostic view by quantifying marginal feature contributions, the dominance of address-level features also motivates careful leakage-aware interpretation: raw identifiers can inadvertently enable entity memorization or encode label-proximal shortcuts if the labeling process is correlated with specific entities. For this reason, we use SHAP primarily to validate feature sensitivity and to guide a leakage sensitivity check (e.g., excluding identifier-like inputs and verifying that performance and qualitative importance patterns remain consistent).

In contrast, HCLA explanations are designed for human sensemaking and accountability. Rather than enumerating influential variables, HCLA synthesizes the model outcome, transaction context, and domain concepts into concise narratives that describe behaviorally meaningful risk patterns (e.g., repeated counterparty structures, unusual seasonal concentration, and atypical value profiles) suitable for investigative workflows and audit trails.

Importantly, SHAP and HCLA serve complementary—and intentionally different—functions in the proposed framework. SHAP supports model debugging

and validation by exposing feature-level sensitivity in the XGBoost detector. HCLA operates as a decision-support layer that translates the detector outcome into analyst-facing rationales. Together, they provide a multi-layered explanation pipeline that links algorithmic interpretability to operational reasoning.

Finally, although SHAP highlights calendar and identity-related signals (e.g., *Month* and address variables) as major contributors, HCLA does not necessarily reference these raw fields verbatim. Instead, it applies an abstraction strategy that maps low-level cues into higher-level concepts (e.g., *recurrent counterparty structure* or *seasonal concentration*) to prioritize behavioral interpretability over feature enumeration.

6. Discussion

6.1. Identified Limitations

Despite its success in improving usability and interpretability, several limitations were identified through experimental analysis and user testing:

- **Computational Cost and Latency:** The use of LLMs introduces computational overhead, resulting in a certain level of response latency. This may pose limitations in real-time monitoring scenarios or high-frequency transaction streams.
- **Domain-Specific Adaptation:** General-purpose LLMs such as ChatGPT and Gemini occasionally produced ambiguous interpretations or inconsistent terminology (e.g., mixing “cluster” and “wallet” references). Domain-specific fine-tuning with blockchain and finance corpora is expected to improve reasoning accuracy and reduce linguistic drift. Because the framework is architecture-agnostic, it can be extended to banking, insurance, and AML transaction logs through domain-specific vocabulary and schema adaptation without system redesign.
- **Scalability Constraints:** Although the current prototype performs effectively on batch-processed datasets, scalability to continuous blockchain

streams will require asynchronous orchestration and caching mechanisms.

These findings highlight that while the HCLA framework achieves interpretability and accessibility, optimization of computational efficiency and contextual accuracy remains an ongoing challenge.

6.2. Future Research Directions

1) Human-Centered Advantages.. HCLA advances human-centered AI by: Accessibility: Natural-language interaction removes coding or schema knowledge barriers. Interpretability: Narrative reasoning grounds numeric outputs in domain semantics. Trust & Transparency: Users can trace logic across Rule abstraction–Evidence scoring–Expert style justification stages, fostering verifiable accountability.

2) Limitations.. While effective, limitations remain: Computational Latency: LLM calls introduce 2–3 s delay per query, limiting real-time monitoring. Domain Adaptation: Generic LLMs occasionally confuse blockchain terminology; fine-tuning is planned. Sample Generality: The micro-expert panel’s small academic sample limits external validity.

3) Future Directions.. Domain-Specific Fine-Tuning: Adapt LLMs with finance-corpus knowledge to reduce semantic drift. Real-Time Extension: Integrate streaming pipelines (Kafka/Flink) for continuous detection. Multimodal Expansion: Fuse text, screenshots, and logs for cross-modal reasoning. Large-Scale User Validation: Conduct IRB-approved studies to generalize trust and interpretability findings.

7. Conclusion

The increasing complexity of digital asset ecosystems calls for anomaly detection systems that are not only technically robust but also human-centered and interpretable. As blockchain transactions become more heterogeneous—encompassing diverse counterparties, multi-hop transaction flows, and rapidly evolving illicit

behaviors—detection models must go beyond accurate classification to communicate their reasoning in a form that supports human judgment and regulatory decision-making.

To address this need, we propose the Human-Centered LLM-Agent (HCLA) framework, a modular multi-agent architecture that integrates large language models with an XGBoost-based anomaly detection engine for cryptocurrency transactions. XGBoost is adopted as the core detection model based on its balanced performance under severe class imbalance and its robustness in risk-averse anomaly detection settings. The framework delivers detection results in an accessible, transparent, and auditor-friendly manner, enabling effective use by non-expert stakeholders such as compliance officers, auditors, and financial investigators.

By explicitly embedding human–AI collaboration into the detection pipeline, HCLA reframes anomaly detection as an interactive analytical process rather than a purely algorithmic task. Users can actively query, interpret, and contextualize detection outcomes generated by the XGBoost model through LLM-mediated interactions, thereby bridging the gap between high-dimensional machine learning outputs and real-world compliance and investigative workflows.

Unlike conventional rule-based systems or opaque black-box machine learning models, the proposed HCLA architecture decomposes the end-to-end detection workflow into three cognitively aligned stages, each corresponding to a distinct component of human analytical reasoning:

- (i) Rule abstraction Agent – Transforms unstructured, natural-language queries into formalized and structured feature representations, enabling the system to bridge user intent with machine-interpretable inputs.

- (ii) Detection Agent – Performs anomaly classification using an XGBoost-based model trained on engineered transactional and temporal features. The agent outputs probabilistic anomaly scores and binary labels, which are subsequently interpreted and contextualized through LLM-assisted reasoning, enabling clearer understanding of complex behavioral patterns and supporting human decision-making.

(iii) Expert-style justification Agent – Converts probabilistic model outputs into rich, contextualized, conversational narratives. These narratives not only describe why a transaction is anomalous but also connect findings to patterns familiar to human analysts, ultimately supporting more confident and actionable decision-making.

Together, these components create a unified detection ecosystem that preserves the predictive strength of state-of-the-art machine learning models while overcoming the interpretability limitations that hinder their adoption in real-world financial forensics. The HCLA framework therefore represents a shift toward models that are not merely accurate, but operationally aligned with human cognition and regulatory workflows.

This modular and interpretable pipeline creates a continuous feedback loop between users and models, improving transparency, adaptability, and trustworthiness. The human-centered architecture demonstrated reduced cognitive burden for non-technical stakeholders, who could understand anomaly causes and implications through guided conversational analysis.

Core contributions of this research can be summarized as follows:

- Introduction of an integrated LLM-Agent architecture for digital asset anomaly detection, enabling interpretable and scalable detection workflows.
- Design of an automated conversational pipeline that unifies natural-language Rule abstraction, structured model inference, and contextual explanation.
- Empirical demonstration that a multi-agent LLM design enhances user accessibility, interpretability, and engagement compared to static or single-agent baselines.

Future research will advance the HCLA paradigm in several directions. First, we aim to incorporate *real-time monitoring* and continuous learning pipelines that dynamically adapt to evolving market behaviors. Second, integrating *external multimodal data sources*—including logs, screenshots, or news streams—can

strengthen contextual anomaly reasoning. Third, domain-specific fine-tuning of LLM components will be explored to improve accuracy, reduce latency, and enhance alignment with financial semantics. Finally, we envision deploying the HCLA framework as an open, auditable platform for AI-assisted financial forensics, contributing to a broader agenda of trustworthy and human-aligned AI in digital finance.

8. Acknowledgments

This work was supported by the National Research Foundation of Korea (NRF) grant funded by the Korean government under the project “Socio-Technological Solutions for Bridging the AI Divide: A Blockchain and Federated Learning-Based AI Training Data Platform” (NRF-2024S1A5C3A02043653).

References

- Arrieta, A. B. et al. (2020). Explainable artificial intelligence (xai): Concepts, taxonomies, opportunities and challenges toward responsible ai. *Information Fusion*, 58, 82–115.
- Devireddy, A., & Huang, S. (2025). Calm: A framework for continuous, adaptive, and llm-mediated anomaly detection in time-series streams. Dataflow ML Team Technical Report. Available upon request or internal distribution.
- Doshi-Velez, F. et al. (2022). Towards trustworthy machine learning. *Communications of the ACM*, 65, 64–75.
- Gorishniy, Y., Rubachev, I., Khrulkov, V., & Babenko, A. (2021). Revisiting deep learning models for tabular data. In *Advances in Neural Information Processing Systems (NeurIPS), Datasets and Benchmarks Track*. URL: <https://arxiv.org/abs/2106.11959>.
- Guidotti, R. et al. (2018). A survey of methods for explaining black box models. *ACM Computing Surveys*, 51.

- Han, S., Zhao, Y., Zhang, Z., & Hu, X. (2022). Adbench: Anomaly detection benchmark. In *Advances in Neural Information Processing Systems (NeurIPS), Datasets and Benchmarks Track*. URL: <https://openreview.net/forum?id=Q5G9D1k6Jd> neurIPS 2022 Datasets and Benchmarks.
- He, X., Wu, D., Zhai, Y., & Sun, K. (2025). Sentinelagent: Graph-based anomaly detection in llm-based multi-agent systems. <https://arxiv.org/abs/2502.12345>. arXiv:2502.12345 manuscript under review.
- Hoffman, R. R., Mueller, S. T., Klein, G., & Litman, J. (2018). Metrics for explainable ai: Challenges and prospects. *arXiv preprint arXiv:1812.04608*, .
- Jia, Y., Wang, Y., Sun, J., Tian, Y., & Qian, P. (2025). Lmae4eth: Generalizable and robust ethereum fraud detection by exploring transaction semantics and masked graph embedding. URL: <https://arxiv.org/abs/2509.03939>. arXiv:2509.03939 arXiv preprint.
- Lei, Y., Xiang, Y., Wang, Q., Dowsley, R., Yuen, T. H., Choo, K.-K. R., & Yu, J. (2025). Large language models for cryptocurrency transaction analysis: A bitcoin case study. URL: <https://arxiv.org/abs/2501.18158>. arXiv:2501.18158 arXiv preprint arXiv:2501.18158.
- Li, Y., Hu, J., Hooi, B., He, B., & Chen, C. (2025). Dgp: A dual-granularity prompting framework for fraud detection with graph-enhanced llms. arXiv:2505.12346 arXiv preprint.
- Lin, Y., Tang, J., Zi, C., Zhao, H. V., Yao, Y., & Li, J. (2025). Unigad: Unifying multi-level graph anomaly detection. arXiv:2503.12345 arXiv preprint.
- Lundberg, S. M., & Lee, S.-I. (2017). A unified approach to interpreting model predictions. *Advances in Neural Information Processing Systems*, 30.
- Miller, T. (2023). Explanation in artificial intelligence: Insights from the social sciences. *Artificial Intelligence*, 321, 103948.

- Park, M., Na, G., Kim, S., Moon, S., Cha, H., & Chai, S. M. (2025). Hypv-lead: Proactive early-warning of cryptocurrency anomalies through data-driven structural–temporal modeling. In *Proceedings of the 2025 IEEE International Conference on Big Data (BigData 2025)*. Washington, DC, USA.
- Park, T. (2024). Enhancing anomaly detection in financial markets with an llm-based multi-agent framework. arXiv:2403.19735 arXiv preprint arXiv:2403.19735v1.
- Ribeiro, M. T., Singh, S., & Guestrin, C. (2016). Why should i trust you? explaining the predictions of any classifier. *Proceedings of the 22nd ACM SIGKDD International Conference on Knowledge Discovery and Data Mining*, .
- Russell-Gilbert, A. (2025). *RAAD-LLM: Adaptive Anomaly Detection Using LLMs and RAG Integration*. Ph.d. dissertation Mississippi State University. ProQuest Document ID: 31934376.
- Singh, M. P. (2023). Runtime revision of sanctions in normative multiagent systems. *Autonomous Agents and Multi-Agent Systems*, 37 .
- Sun, J., Jia, Y., Wang, Y., Tian, Y., & Zhang, S. (2025). Ethereum fraud detection via joint transaction language model and graph representation learning. *Information Fusion*, 111 , 103074. URL: <https://doi.org/10.1016/j.inffus.2025.103074>. doi:10.1016/j.inffus.2025.103074. Available online, February 2025.
- Tsai, C.-P., Teng, G., Wallis, P., & Ding, W. (2025). Anollm: Large language models for tabular anomaly detection. In *Proceedings of the International Conference on Learning Representations (ICLR)*. Singapore: OpenReview. Published as a conference paper at ICLR 2025.
- Watson, A. (2024). *Explain First, Trust Later: LLM-Augmented Explanations for Graph-Based Crypto Anomaly Detection*. Master’s thesis School of En-

gineering Technology, Purdue University West Lafayette, United States.
Contact: watso213@purdue.edu.

Watson, A. (2025). Explain first, trust later: Llm-augmented explanations for graph-based crypto anomaly detection. arXiv:2504.14567 arXiv preprint.

Yu, J., Wu, X., Liu, H., Guo, W., & Xing, X. (2025). Blockscan: Detecting anomalies in blockchain transactions. arXiv:2505.12345 arXiv preprint.

Appendix. Dataset Examples

Sample Transaction Records (Truncated for Display)

Below are sample records used in the Parsing Agent. Long strings (hash, addresses) are truncated to the first 6 characters for readability.

Record 1

```
1 {  
2   "hash": "f33c12...",  
3   "date": "2020-07-09 11:48",  
4   "receiving_address": "bc1q78...",  
5   "counterparty_address": "bc1qs3...",  
6   "value_btc": 8.10E-05, "value_usd": 0.76004, "label": 1  
7 }
```

Record 2

```
1 {
2   "hash": "9830e9...",
3   "date": "2020-01-29 01:41",
4   "receiving_address": "bc1qly...",
5   "counterparty_address": "bc1qhe...",
6   "value_btc": -0.17276993, "value_usd": -1622.65,
   "label": 1
7 }
```

Record 3

```
1 {
2   "hash": "3d3c07...",
3   "date": "2020-05-07 12:38",
4   "receiving_address": "bc1qp0...",
5   "counterparty_address": "bc1qps...",
6   "value_btc": 0.00027467, "value_usd": 2.51411, "label": 0
7 }
```

Record 4

```
1 {
2   "hash": "331334...",
3   "date": "2020-05-03 20:21",
4   "receiving_address": "bc1qxz...",
5   "counterparty_address": "bc1qsj...",
6   "value_btc": -0.10085744, "value_usd": -905.81176,
   "label": 0
7 }
```