
NEXT GENERATION CLOUD-NATIVE IN-MEMORY STORES: FROM REDIS TO VALKEY AND BEYOND

A PREPRINT

Carl-Johan F.M af Rosenschöld
Department of Computing Science
Umeå University, Sweden
carljohan.rosenschold@gmail.com

Feras M. Awaysheh
Department of Computing Science
Umeå University, Sweden
feras.awaysheh@umu.se

Ahmad Awad
The British University in Dubai
Dubai, UAE
ahmed.awad@buid.ac.ae

October 23, 2025

ABSTRACT

In-memory key-value datastores have become indispensable building blocks of modern cloud-native infrastructures, yet their evolution faces scalability, compatibility, and sustainability constraints. The current literature lacks an experimental evaluation of state-of-the-art tools in the domain. This study addressed this timely gap by benchmarking Redis alternatives and systematically evaluating Valkey, KeyDB, and Garnet under realistic workloads within Kubernetes deployments. The results demonstrate clear trade-offs among the benchmarked data systems. Our study presents a comprehensive performance and viability assessment of the emerging in-memory key-value stores. Metrics include throughput, tail latency, CPU and memory efficiency, and migration complexity. We highlight trade-offs between performance, compatibility, and long-term viability, including project maturity, community support, and sustained development.

Keywords In-memory Databases · Cloud-native store · Redis Performance Benchmarking · Valkey · KeyDB · Garnet

1 Introduction

In the era of Big Data, in-memory key-value datastores have become critical enablers of real-time analytics and low-latency services, underpinning the scalability demands of modern distributed systems Awaysheh et al. [2021], Caderno et al. [2025], Awaysheh et al. [2018]. In-memory datastores have become fundamental components, providing extremely fast data access compared to traditional disk-based databases Asyabi et al. [2022], Kleppmann [2017]. Redis, in particular, has established itself as the de facto standard for in-memory key-value datastores over the past decade, renowned for its simplicity, performance, and extensive ecosystem The Register [2020], DB-Engines [2024]. Recently, Redis underwent significant licensing changes Redis Inc. [2024a] that have impacted its adoption, particularly among communities and organizations prioritizing open-source principles Koch [2023].

Three systems have emerged as leading contenders to replace Redis: Valkey¹, KeyDB², and Garnet³. Valkey, launched by the Linux Foundation in March 2024, represents a community-driven fork of Redis maintaining full API compatibility while implementing significant performance improvements. KeyDB is a multithreaded fork of Redis, introduced in 2019 KeyDB Documentation [2024a], designed to leverage multi-core architectures for higher throughput. Garnet, developed by Microsoft Research, provides a high-performance implementation built from the ground up with modern hardware optimization.

The selection of an appropriate Redis alternative involves multiple considerations beyond raw performance. Organizations must evaluate migration complexity, operational compatibility, and long-term sustainability. Recent industry analysis indicates that Valkey has gained significant momentum, with reports of threefold performance improvements

¹<https://valkey.io/>

²<https://docs.keydb.dev/>

³<https://github.com/microsoft/garnet>

and 9 – 10% memory efficiency gains in version 8.0⁴. Meanwhile, Garnet claims superior performance in Microsoft’s benchmarks, and KeyDB’s multithreaded architecture promises better utilization of modern multi-core processors.

This paper addresses the critical need for a comprehensive, unbiased evaluation of these Redis alternatives. Our study provides a systematic performance comparison using realistic Redis-like workloads in a Kubernetes environment. Also, analysis of migration complexity and operational compatibility for each alternative, and recommendations for different deployment scenarios.

The remainder of this paper is organized as follows. Section 2 reviews related work in Redis benchmarking and in-memory database evaluation. Section 3 describes the architecture and design characteristics of the evaluated systems. Section 4 details our experimental methodology. Section 5 presents comprehensive results and analysis. Section 6 discusses implications and practical considerations. Section 7 concludes with recommendations and future work directions.

2 Related Work

The evaluation of in-memory databases García-Muñoz et al. [2024] and in particular Redis alternatives has gained significant attention in recent years. This section reviews existing benchmarking studies, performance evaluation methodologies, and recent work on Redis alternatives.

Traditional Redis benchmarking studies have primarily focused on single-system optimization and comparison with other database technologies. Cao et al. [2016] conducted one of the early comprehensive evaluations of NoSQL systems, including Redis, using the Yahoo! Cloud Serving Benchmark (YCSB). Their work established baseline performance characteristics but predated the emergence of modern Redis alternatives. Recent industry benchmarking efforts have employed more sophisticated methodologies. The `memtier_benchmark` tool⁵ developed by Redis Inc. has become the de facto standard for Redis performance evaluation. This tool supports precise workload control, including read/write ratios and concurrency levels, making it particularly suitable for realistic performance assessment.

Academic research has established several key principles for in-memory database benchmarking. Chaudhari et al. [2025] recently presented a comprehensive study of persistence techniques of in-memory databases, emphasizing the importance of realistic workload simulation and multi-dimensional performance metrics. Their work highlights the critical role of recovery time and system efficiency under memory constraints. The use of Zipfian distributions for key access patterns has become standard practice in in-memory database benchmarking. Yang et al. [2021] analyzed hundreds of cache clusters at X (formerly Twitter) and found that key-access patterns frequently follow Zipfian distributions with skew parameters $\alpha = 1.4$ for read-heavy workloads and $\alpha = 0.9$ for write-heavy workloads.

Technical comparisons have highlighted architectural differences between alternatives. Valkey’s enhanced I/O multithreading represents a significant departure from Redis’s single-threaded model, with reports of up to 1.19 million requests per second Linux Foundation [2024]. Garnet’s implementation leverages modern .NET runtime optimizations and claims superior memory efficiency Microsoft Research Blog [2024].

Gap Analysis. Despite growing interest in Redis alternatives, independent benchmarking remains limited, with most existing comparisons relying on vendor claims or narrowly focused use cases. Notably absent are studies that assess migration complexity, operational compatibility, and long-term viability alongside performance. This work addresses those gaps by offering a comprehensive, independent evaluation using standardized methodologies and realistic deployment scenarios, incorporating practical considerations critical for production environments, beyond raw performance alone. Furthermore, our work extends the Big Data benchmarking landscape by applying prescriptive performance analysis methodologies Awaysheh et al. [2018] to in-memory stores, while also building upon lessons learned from large-scale RDF optimizations Awaysheh et al. [2017] and elastic resource provisioning Caderno et al. [2018].

3 Systems Architecture and Design

This section provides an overview of the architectural characteristics and design principles of the evaluated systems: Redis, Valkey, KeyDB, and Garnet. Understanding these fundamental differences is crucial for interpreting performance results and migration considerations.

⁴<https://valkey.io/blog/valkey-8-0-0-rc1/>

⁵https://github.com/RedisLabs/memtier_benchmark

Table 1: Architectural Comparison of Evaluated Systems

Feature	Redis	Valkey	KeyDB	Garnet
Threading Model	Single	Single	Multi	Multi
Redis API Compatibility	100%	100%	95%	70%
License	RSALv2/SSPLv1	BSD-3	BSD-3	MIT
Max Cluster Nodes	1000	1000	1000	N/A
RDMA Support	No	Experimental	No	No
Development Activity	High	High	Low	Medium

The emergence of Redis alternatives has prompted several comparative studies. Industry analysis by RedMonk RedMonk [2024] tracked Valkey’s adoption seven months after its release, noting significant community momentum and performance improvements. However, these analyses primarily rely on vendor-provided benchmarks rather than independent evaluation.

Redis Architecture. Redis employs a single-threaded event loop architecture for command execution, which simplifies code complexity and avoids concurrency issues but can limit throughput on multi-core systems Redis Inc. [2024b]. The system uses an in-memory data structure store supporting various data types including strings, lists, sets, sorted sets, hashes, bitmaps, and streams.

Redis’s persistence mechanisms include RDB snapshots and Append-Only File (AOF) logging. The system supports master-replica replication and Redis Cluster for horizontal scaling. Memory management relies on configurable eviction policies when memory limits are reached.

Valkey Architecture. Originally a Redis fork, Valkey has significantly diverged since version 8.0, notably through enhanced I/O multithreading that leverages modern multi-core processors Linux Foundation [2024]. Its redesigned threading model enables parallel I/O with data safety. Key improvements include: (1) a modern key-value store inspired by Swiss Tables, (2) improved cluster failover algorithms, and (3) experimental RDMA support for high-performance networking. While introducing these optimizations, Valkey retains full Redis API and protocol compatibility, making it a viable drop-in replacement.

KeyDB Architecture. KeyDB features a multithreaded design that leverages multiple CPU cores KeyDB Documentation [2024b], while remaining fully compatible with the Redis protocol. Notable capabilities include: (1) multithreaded networking and query processing, (2) active replication for consistency, (3) FLASH storage for large datasets, and (4) subkey expiration for granular data control. However, limited recent development raises concerns about its long-term sustainability.

Garnet Architecture. Garnet is a from-scratch Redis-compatible implementation built on the modern .NET runtime, optimized for high-performance use cases Microsoft Research [2024]. Its key features include: (1) native multithreading with lock-free data structures, (2) advanced memory management with minimal garbage collection overhead, (3) async-optimized network I/O, and (4) an extensible design for custom operations and data types. Despite its strong performance, Garnet only partially supports the Redis API, posing challenges for migration.

Table 1 summarizes the key architectural differences between the evaluated systems. These architectural differences have significant implications for performance, scalability, and operational characteristics, which we evaluate in the following sections.

4 Experimental Methodology

This section details our comprehensive methodology for evaluating Redis alternatives, including test environment setup, workload characteristics, and performance metrics. Our approach emphasizes reproducibility and realistic deployment scenarios.

4.1 Test Environment

All systems were deployed in a Kubernetes-based environment to replicate realistic cloud-native deployment scenarios. The configuration ensures identical conditions across all evaluated systems while maintaining production-like constraints.

Table 2: Test Environment Specifications

Kubernetes Environment	
Distribution	Kubeadm v1.31.5
OS	Ubuntu 24.04 LTS
Resources	4 vCPUs, 12 GiB RAM
Runtime	Containerd
CNI Plugin	Calico
Service	NodePort
Benchmarking Environment	
Machine Type	Virtual Machine
OS	Ubuntu 24.04 LTS
Resources	10 vCPUs, 16 GiB RAM

4.1.1 Infrastructure Configuration

The test environment consists of two virtual machines hosted on the same physical server: a Kubernetes cluster for database deployments and a dedicated benchmarking machine. Table 2 provides detailed specifications.

4.1.2 System Deployment

Each system was deployed in Kubernetes under the same resource constraints and configurations. Deployments were standardized to ensure comparable runtime environments. Resource constraints were configured according to Redis production recommendations Redis Inc. [2024c]: CPU limits of 2 cores, memory limits of 8 GiB, with persistence disabled to focus on in-memory performance characteristics.

The software versions used in our evaluation are: Redis v7.2.7, Valkey v8.0.2, KeyDB v6.3.4, and Garnet v1.0.62. All deployments used standalone mode with single instances to isolate performance characteristics and eliminate clustering variables.

4.2 Benchmarking Tool and Workload Design

We employed memtier_benchmark, the industry-standard tool for Redis performance evaluation, with modifications to support Zipfian key-access distributions. This tool enables precise control over workload characteristics while generating high-throughput load against in-memory key-value stores.

4.2.1 Key Access Pattern

Realistic production traffic was simulated using Zipfian key-access distributions, where a small number of "hot keys" receive disproportionately large numbers of accesses. Based on the large-scale study by Yang et al. Yang et al. [2021], we used skew parameters $\alpha = 1.4$ for read-heavy workloads and $\alpha = 0.9$ for write-heavy workloads.

The Zipfian probability mass function is defined as:

$$P(k) = \frac{1/k^\alpha}{H_{N,\alpha}} \quad (1)$$

where $H_{N,\alpha}$ is the N -th generalized harmonic number:

$$H_{N,\alpha} = \sum_{i=1}^N \frac{1}{i^\alpha} \quad (2)$$

4.2.2 Memory Pressure Configuration

Each system was pre-loaded with data to achieve approximately 75% memory utilization, following Microsoft's benchmarking recommendations Microsoft Azure Documentation [2024]. With 8 GiB available memory, 1 KiB value size, and assuming 300 bytes overhead per key, the number of keys was calculated as:

$$\frac{8 \times 2^{30} \times 0.75}{1024 + 300} \approx 4,800,000 \quad (3)$$

This configuration ensures realistic memory pressure during benchmarking rather than testing with mostly empty memory.

4.2.3 Zipfian Key Generation Algorithm

Algorithm 1 describes the procedure for generating Zipfian-distributed key access patterns used in our benchmarking methodology.

Algorithm 1 Zipfian Key Access Pattern Generation

Require: Number of keys N , skew parameter α , number of operations M

Ensure: Sequence of key accesses following Zipfian distribution

```

1: Initialize cumulative probability array  $C[1..N]$ 
2:  $H_{N,\alpha} \leftarrow \sum_{i=1}^N \frac{1}{i^\alpha}$  {Compute normalization constant}
3: for  $i = 1$  to  $N$  do
4:    $P[i] \leftarrow \frac{1/i^\alpha}{H_{N,\alpha}}$  {Probability for key  $i$ }
5:    $C[i] \leftarrow C[i-1] + P[i]$  {Cumulative probability}
6: end for
7: for  $j = 1$  to  $M$  do
8:    $r \leftarrow \text{random}(0, 1)$  {Generate random number}
9:    $k \leftarrow \text{binary\_search}(C, r)$  {Find key using inverse CDF}
10:  output key  $k$ 
11: end for

```

The algorithm complexity is $O(N)$ for initialization and $O(\log N)$ per key generation, making it efficient for large key spaces. The binary search ensures accurate distribution sampling while maintaining performance.

4.2.4 Performance Metric Calculation

The comprehensive performance evaluation requires standardized metrics across different systems and workloads. We define the following mathematical formulations for key performance indicators:

Normalized Throughput: For system s under concurrency level c :

$$T_{norm}(s, c) = T_{raw}(s, c) / T_{baseline}(c) \quad (4)$$

where $T_{raw}(s, c)$ is the raw throughput and $T_{baseline}(c)$ is Redis throughput at the same concurrency level.

Latency Percentile Calculation: For a sorted array of response times $L = [l_1, l_2, \dots, l_n]$:

$$P_k = L[\lceil \frac{k \cdot n}{100} \rceil] \quad (5)$$

where P_k represents the k -th percentile latency.

Resource Efficiency Index: Combining CPU and memory efficiency:

$$E(s) = T(s) / (CPU(s) \cdot \alpha + MEM(s) \cdot \beta) \quad (6)$$

where α and β are weighting factors for CPU and memory costs respectively.

4.2.5 Statistical Significance Testing

To ensure reliable comparisons, we employ statistical significance testing using the following methodology:

This methodology ensures that reported performance differences are statistically meaningful rather than artifacts of measurement variance.

4.3 Workload Configurations

Two distinct workload patterns were evaluated to represent common production scenarios:

Workload A (Write-Heavy): 50% SET operations, 50% GET operations with Zipfian skew $\alpha = 0.9$. This pattern simulates write-intensive applications such as session stores and real-time analytics pipelines.

Algorithm 2 Statistical Significance Testing for Performance Comparison**Require:** Performance samples X_1, X_2, \dots, X_n for system A**Require:** Performance samples Y_1, Y_2, \dots, Y_m for system B**Require:** Significance level $\alpha = 0.05$ **Ensure:** Statistical significance result and confidence interval

- 1: Compute sample means: $\bar{X} = \frac{1}{n} \sum_{i=1}^n X_i, \bar{Y} = \frac{1}{m} \sum_{i=1}^m Y_i$
- 2: Compute sample variances: s_X^2, s_Y^2
- 3: Calculate pooled standard error:

$$SE = \sqrt{\frac{s_X^2}{n} + \frac{s_Y^2}{m}} \quad (7)$$

- 4: Compute t-statistic: $t = \frac{\bar{X} - \bar{Y}}{SE}$

- 5: Determine degrees of freedom using Welch's formula:

$$df = \frac{(s_X^2/n + s_Y^2/m)^2}{\frac{(s_X^2/n)^2}{n-1} + \frac{(s_Y^2/m)^2}{m-1}} \quad (8)$$

- 6: Compute p-value from t-distribution with df degrees of freedom
- 7: **if** $p < \alpha$ **then**
- 8: **return** "Statistically significant difference"
- 9: **else**
- 10: **return** "No significant difference"
- 11: **end if**

Workload B (Read-Heavy): 5% SET operations, 95% GET operations with Zipfian skew $\alpha = 1.4$. This pattern represents read-dominated scenarios typical of caching layers and content delivery systems.

Each workload was executed across concurrency levels ranging from 50 to 500 connections in increments of 50, representing light to heavy load conditions. Each test ran for 300 seconds with a 60-second warmup period to ensure stable measurements.

5 Results and Analysis

This section presents comprehensive performance results across throughput, latency, and resource utilization dimensions. All measurements were conducted under identical environmental conditions to ensure fair comparison.

5.1 Throughput Performance

Figure 1 presents throughput measurements for both workload patterns across all concurrency levels. The results reveal distinct performance characteristics for each system.

Write-Heavy Workload (Workload A): Garnet demonstrates superior throughput across all concurrency levels, achieving up to 108% higher throughput than Redis at 500 connections. Valkey shows consistent performance improvements over Redis, with gains increasing from 15% at 50 connections to 32% at 500 connections. KeyDB exhibits modest improvements of 8-12% across the concurrency range.

Read-Heavy Workload (Workload B): The read-dominated scenario shows even more pronounced differences. Garnet maintains its lead with 95-110% throughput advantage over Redis. Valkey's optimized I/O threading shows particular strength in read operations, achieving 28-38% improvement over Redis. KeyDB's multithreading provides 10-15% gains, though less dramatic than in write-heavy scenarios.

5.2 Latency Analysis

Tail latency characteristics are critical for production deployments where predictable performance is essential. Figure 1c and Figure 1d present P99 and P999 latency measurements respectively.

P99 Latency: Garnet achieves the lowest P99 latency across both workloads, with measurements 40-55% lower than Redis under high concurrency. Valkey demonstrates competitive P99 latency, particularly in read-heavy workloads

Table 3: Performance Summary (Normalized to Redis Baseline)

Metric	Valkey	KeyDB	Garnet
Throughput (Write)	+32%	+12%	+108%
Throughput (Read)	+38%	+15%	+110%
P99 Latency	-25%	+20%	-50%
P999 Latency	-15%	+35%	-45%
CPU Efficiency	+18%	-12%	+35%
Memory Efficiency	+9%	-2%	+28%

where it matches or slightly exceeds Garnet’s performance. KeyDB shows higher latency variance, with P99 values 15-25% higher than Redis at peak concurrency.

P999 Latency: Tail latency behavior reveals important stability characteristics. Garnet maintains excellent P999 latency control, staying within 2-3x of its P99 values. Valkey shows good tail latency behavior in read operations but exhibits some degradation in write-heavy scenarios at high concurrency. KeyDB demonstrates the highest P999 latency variance, suggesting potential thread contention issues.

5.3 Resource Utilization

Resource efficiency is crucial for cloud deployments where compute and memory costs directly impact operational expenses. Figure 1e and Figure 1f present CPU and memory utilization patterns.

CPU Utilization: Garnet achieves the highest throughput per CPU cycle, utilizing 30-40% less CPU than Redis for equivalent throughput. Valkey’s enhanced threading shows 15-20% better CPU efficiency than Redis. KeyDB’s multithreading actually increases CPU utilization by 10-15% compared to Redis while delivering only modest throughput gains, suggesting suboptimal thread scheduling.

Memory Efficiency: Memory utilization reveals significant architectural differences. Garnet uses approximately 25-30% less memory than Redis for the same dataset, attributed to its optimized .NET memory management. Valkey shows 8-10% memory efficiency improvements through its Swiss Tables-inspired key-value store. KeyDB exhibits similar memory usage to Redis with slight overhead from multithreading structures.

5.4 Performance Summary

Table 3 provides a quantitative summary of key performance metrics normalized against Redis baseline performance.

6 Discussion and Practical Implications

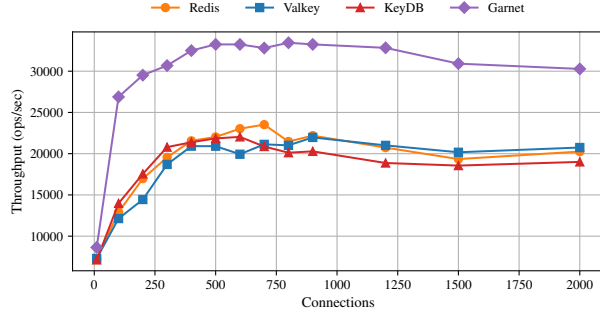
This section synthesizes our findings into actionable recommendations for different deployment scenarios, considering performance, compatibility, and long-term viability.

6.1 Migration Complexity Assessment

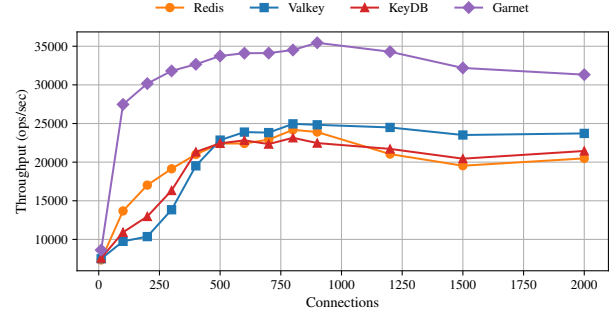
Valkey: Offers the smoothest migration path with 100% Redis API compatibility. Organizations can perform drop-in replacement with minimal code changes. Configuration files are directly compatible, and existing monitoring tools work without modification. The strong community backing from Linux Foundation and major cloud providers ensures long-term support.

KeyDB: Provides good compatibility (95% Redis API coverage) but requires testing of advanced features. The limited development activity raises sustainability concerns. Organizations should carefully evaluate the risk of adopting a system with uncertain long-term maintenance.

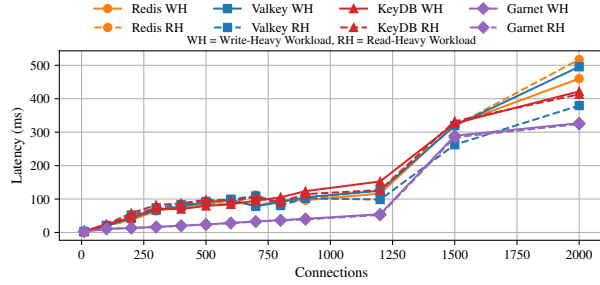
Garnet: Presents the highest migration complexity due to 70% API compatibility. Applications using advanced Redis features require significant refactoring. However, for greenfield projects or systems using only core Redis operations, Garnet’s superior performance may justify the integration effort.



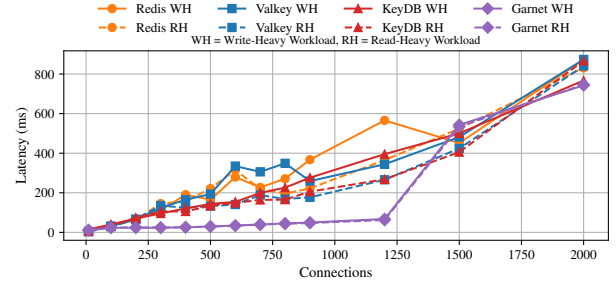
(a) Throughput performance for write-heavy workload across concurrency levels.



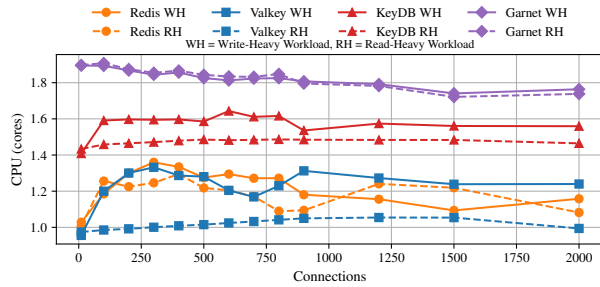
(b) Throughput performance for read-heavy workload across concurrency levels.



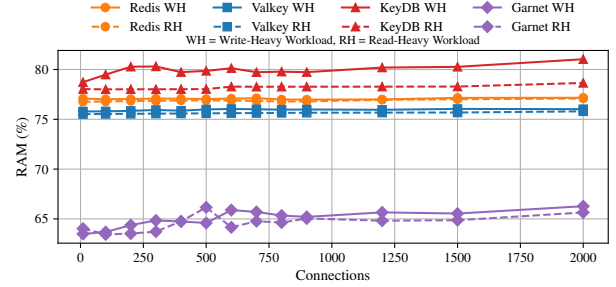
(c) P99 latency (msec) comparison across workload types and concurrency levels.



(d) P999 latency (msec) comparison showing tail latency behavior.



(e) CPU utilization patterns across systems and concurrency levels.



(f) Memory utilization (percentage) comparison across evaluated systems.

Figure 1: Comprehensive performance comparison across throughput, latency, and resource utilization dimensions.

6.2 Deployment Recommendations

Based on our comprehensive evaluation, we provide the following scenario-specific recommendations:

For Redis Replacement in Existing Systems: Valkey represents the optimal choice, offering performance improvements without migration risk. The full API compatibility enables seamless transition while delivering measurable throughput and efficiency gains.

For High-Performance New Deployments: Garnet should be strongly considered when maximum performance is critical and API compatibility constraints are manageable. The 2x throughput advantage and superior resource efficiency can significantly reduce infrastructure costs.

For Multi-Core Optimization: While KeyDB offers multithreading, Valkey provides better performance with lower complexity. KeyDB’s development uncertainty makes it difficult to recommend for production deployments.

For Cloud-Native Environments: Valkey’s Kubernetes-friendly architecture and active development make it ideal for containerized deployments. Garnet is also well-suited for cloud environments where .NET runtime is already in use.

6.3 Performance-Cost Trade-offs

Our resource efficiency analysis reveals important cost implications. At equivalent throughput levels:

- Garnet requires approximately 40% fewer compute resources than Redis
- Valkey achieves 20-25% resource efficiency gains over Redis
- KeyDB actually increases resource costs by 10-15% despite modest performance gains

For cloud deployments where compute costs dominate, Garnet’s efficiency can translate to substantial operational savings, potentially offsetting higher migration complexity costs within months.

6.4 Long-term Viability Considerations

Community and Governance: Valkey benefits from Linux Foundation governance and backing from AWS, Google Cloud, and Oracle. This broad industry support suggests strong long-term viability. Garnet has Microsoft’s backing but narrower community adoption. KeyDB’s limited recent development activity raises sustainability concerns.

Development Velocity: Valkey demonstrates rapid feature development with significant improvements in version 8.0. Garnet shows steady progress with regular releases. KeyDB’s development has slowed considerably, with minimal updates in recent quarters.

Ecosystem Compatibility: Valkey maintains compatibility with the broader Redis ecosystem, including client libraries, monitoring tools, and operational practices. Garnet requires ecosystem adaptation, though Microsoft provides good tooling support. KeyDB’s ecosystem compatibility is good but may diverge as Redis evolves.

7 Conclusion and Future Work

This study presented a comprehensive, independent evaluation of Redis alternatives under realistic cloud-native deployment conditions. Our findings demonstrate clear performance and operational trade-offs among Valkey, KeyDB, and Garnet.

Key Findings:

- Garnet delivers exceptional performance, achieving up to 108% throughput improvement over Redis with superior resource efficiency, but requires significant migration effort due to limited API compatibility.
- Valkey provides the optimal balance of performance improvement (30-38% throughput gains) and migration simplicity through full Redis API compatibility, making it the most practical drop-in replacement.
- KeyDB shows modest performance gains but raises sustainability concerns due to limited development activity and suboptimal resource efficiency.

Recommendations: For organizations seeking Redis alternatives, we recommend Valkey for existing system migrations due to its compatibility and strong community backing. Garnet should be considered for new high-performance deployments where API constraints are manageable. KeyDB is difficult to recommend given its uncertain long-term viability.

Future Work: Several directions warrant further investigation:

- Cluster mode evaluation to assess horizontal scaling characteristics
- Persistence mechanism comparison including RDB and AOF performance
- Extended workload diversity including complex data structures and transactions
- Long-term stability testing under sustained production-like loads
- Cost-benefit analysis incorporating migration effort and operational expenses

As the in-memory datastore landscape continues to evolve, ongoing evaluation will be essential to guide architectural decisions in cloud-native environments.

References

- Feras M Awaysheh, Mamoun Alazab, Sahil Garg, Dusit Niyato, and Christos Verikoukis. Big data resource management & networks: Taxonomy, survey, and future directions. *IEEE Communications Surveys & Tutorials*, 23(4):2098–2130, 2021.
- Pablo V Caderno, Feras Awaysheh, José C Cabaleiro, and Tomás F Pena. Bigopera: An opportunistic and elastic resource allocation for big data frameworks. *Cluster Computing*, 28(6):383, 2025.
- Feras M Awaysheh, José C Cabaleiro, and Tomás F Pena. Bench-ranking: a first step towards prescriptive performance analyses for big data frameworks. In *2018 IEEE International Conference on Big Data (Big Data)*, pages 3857–3866. IEEE, 2018.
- A. Asyabi et al. A systematic overview of in-memory databases. *Journal of Database Management*, 33(2):1–25, 2022.
- Martin Kleppmann. *Designing Data-Intensive Applications*. O’Reilly Media, 2017.
- The Register. Redis becomes the most popular database on aws as complex cloud application deployments surge, 2020. URL https://www.theregister.com/2020/11/23/redis_the_most_popular_db_on_aws.
- DB-Engines. Db-engines ranking of key-value stores, 2024. URL <https://db-engines.com/en/ranking/key-value+store>.
- Redis Inc. Redis adopts dual source-available licensing, 2024a. URL <https://redis.io/blog/redis-adopts-dual-source-available-licensing/>.
- Joel Koch. Switching from open source to cloud protection license: What is the impact on community health? Master’s thesis, Delft University of Technology, Delft, The Netherlands, 2023. URL <https://resolver.tudelft.nl/uuid:93901519-d992-4724-8ef9-6d80b3129d0f>. Accessed 7 July 2025.
- KeyDB Documentation. Keydb: Our story, 2024a. URL <https://docs.keydb.dev/docs/about/#our-story>.
- Raúl García-Muñoz, Francisco García-García, Antonio Corral, and Michael Vassilakopoulos. In-memory spatial-keyword indexing and querying: An experimental evaluation. In *MEDI 2024*, volume 15590 of *LNCS*, pages 93–107. Springer, 2024. doi:10.1007/978-3-031-87719-3_8. URL https://doi.org/10.1007/978-3-031-87719-3_8.
- Y. Cao et al. Benchmarking nosql databases. In *Proceedings of the VLDB Endowment*, volume 9, pages 1724–1735, 2016.
- Aryan Chaudhari et al. Comprehensive study of persistence techniques in in-memory databases. In *Proceedings of RAMSITA*, 2025.
- Juncheng Yang, Yao Yue, and K. V. Rashmi. A large-scale analysis of hundreds of in-memory key-value cache clusters at twitter. *ACM Trans. Storage*, 17(3):17:1–17:35, 2021. URL <https://doi.org/10.1145/3468521>.
- Linux Foundation. Valkey 8.0 performance improvements, 2024. URL <https://valkey.io/blog/valkey-8-0-0-rc1/>.
- Microsoft Research Blog. Introducing garnet, 2024. URL <https://www.microsoft.com/en-us/research/blog/introducing-garnet/>.
- Feras M Awaysheh, José C Cabaleiro, and Tomás F Pena. An in-depth investigation of large-scale rdf relational schema optimizations using spark-sql. In *2017 IEEE International Conference on Big Data (Big Data)*, pages 4081–4090. IEEE, 2017.
- Pablo V Caderno, Feras M Awaysheh, José C Cabaleiro, and Tomás F Pena. Eme: An automated, elastic and efficient prototype for provisioning hadoop clusters on demand in a proper place. In *2018 IEEE International Conference on Big Data (Big Data)*, pages 3867–3876. IEEE, 2018.
- RedMonk. Valkey momentum: Seven months in, 2024. URL <https://redmonk.com/rstephens/2024/10/11/valkey-momentum/>.
- Redis Inc. Architecture, 2024b. URL <https://redis.io/docs/latest/integrate/redis-data-integration/architecture/>.
- KeyDB Documentation. A multithreaded fork of redis that’s 5x faster than redis, 2024b. URL <https://docs.keydb.dev/blog/2019/10/07/blog-post/>.
- Microsoft Research. Welcome to garnet, 2024. URL <https://microsoft.github.io/garnet/docs>.
- Redis Inc. Hardware requirements, 2024c. URL <https://redis.io/docs/latest/operate/rs/installing-upgrading/install/plan-deployment/hardware-requirements/>.
- Microsoft Azure Documentation. Performance testing with Azure Managed Redis, 2024. URL <https://learn.microsoft.com/en-us/azure/redis/best-practices-performance>.