

# BENCHMARKING WORLD-MODEL LEARNING

Archana Warrier<sup>1,2</sup>, Thanh Dat Nguyen<sup>1,3</sup>, Michelangelo Naim<sup>1</sup>, Moksh Jain<sup>1,4</sup>,  
Yichao Liang<sup>1,5</sup>, Karen Schroeder<sup>1</sup>, Cambridge Yang<sup>1</sup>, Joshua B. Tenenbaum<sup>6</sup>,  
Sebastian Vollmer<sup>2</sup>, Kevin Ellis<sup>7</sup>, Zenna Tavares<sup>1</sup>

<sup>1</sup>Basis Research Institute, <sup>2</sup>DFKI GmbH, <sup>3</sup>Harvard University,

<sup>4</sup>Université de Montréal & Mila - Quebec AI Institute, <sup>5</sup>University of Cambridge,

<sup>6</sup>Massachusetts Institute of Technology, <sup>7</sup>Cornell University

## ABSTRACT

Model-learning agents should gather information to learn world models that support many downstream tasks and inferences, such as predicting unobserved states, estimating near- and far-term consequences of actions, planning action sequences, and detecting changes in dynamics. Current methods for learning and evaluating world models diverge from this goal: training and evaluation are anchored to next-frame prediction, and success is scored by reward maximization in the same environment. We propose *WorldTest*, a protocol to evaluate model-learning agents that separates reward-free interaction from a scored test phase in a different but related environment. *WorldTest* is open-ended—models should support many different tasks unknown ahead of time—and agnostic to model representation, allowing comparison across approaches. We instantiated *WorldTest* with *AutumnBench*, a suite of 43 interactive grid-world environments and 129 tasks across three families: masked-frame prediction, planning, and predicting changes to the causal dynamics. We compared 517 human participants and three frontier models on *AutumnBench*. We found that humans outperform the models, and scaling compute improves performance only in some environments but not others. *WorldTest* provides a novel template—reward-free exploration, derived tests, and behavior-based scoring—to evaluate what agents learn about environment dynamics, and *AutumnBench* exposes significant headroom in world-model learning.

## 1 INTRODUCTION

Consider someone who cooks regularly in their own kitchen. Over time, they build an internal model of the workspace—where tools live and how appliances behave. That model supports various everyday capabilities. For example, it enables the person to: (1) Predict how long the hidden contents of a covered pot will take to finish cooking, based on steam intensity and elapsed time, (2) Recognize and adapt to changes when traveling and cooking in a short-term rental, where the kitchen is different (e.g., knives in a different drawer), and (3) Plan the sequence of actions to complete a set of recipes. Cognitive science refers to this flexible, predictive, and counterfactual understanding as *world model* (Weisberg & Gopnik, 2013), a core substrate of human intelligence.

Artificial intelligence research formalizes a world model as a representation of environment dynamics—most commonly a function mapping histories of states and actions to predictions of future states and rewards (Sutton & Barto, 2018). Many researchers argue that learning such models is pivotal for the next step in AI progress (LeCun & Courant, 2022).

A key component of world-model learning research is its evaluation. However, current evaluation methods are fragmented: some use non-interactive environments, others force models into specific structures or output formats, and still others reduce success solely to reward optimization.

**Existing Approaches to World-Model Evaluation** We categorize approaches to evaluating world-model learning, detailed in Table 1, into four non-exclusive categories:

- *Non-interactive benchmarks* test whether agents can infer underlying rules from examples and generalize to novel test cases (Chollet, 2019; Depeweg et al., 2018; Barrett et al., 2018; Kim et al.,

2023; Zhang et al., 2020; Yi et al., 2020a). These benchmarks are non-interactive, meaning they do not model environments that evolve over time or in response to actions.

- *Representation-based approaches* evaluate world models by requiring them to use specific, predefined formats—such as next-frame prediction, programs, or causal graphs—and assessing model performance using proxies within each representational format, for instance, measuring pixel-level reconstruction error for visual models (Kamada & Ichimura, 2024; Hu et al., 2024), using LLM-based evaluation for text-based models (Jansen et al., 2024), or requiring models to use high-level predicates (e.g., object relations or causal effects) and evaluating predicate prediction accuracy (Yi et al., 2020b; Girdhar & Ramanan, 2020; Ahmed et al., 2021). However, by mandating specific representational formats, these methods require a white-box model and prevent comparison between different model types or assessment against human performance. The reliance on potentially inadequate proxy measures further constrains evaluation, limiting our ability to assess world model capabilities across different agents in a meaningful way.
- *Gym-like benchmarks* resemble OpenAI Gym (Brockman et al., 2016) in that they model decision processes with explicit objectives such as rewards (Bellemare et al., 2013; Cobbe et al., 2019; Küttler et al., 2023; Samvelyan et al., 2021; Ahmed et al., 2021; Wang et al., 2021; Tunyasuvunakool et al., 2020). However, these benchmarks evaluate performance on a specific environment’s task rather than directly assessing the quality of the world model itself.
- *Unsupervised RL benchmarks* goes beyond gym-like environments by evaluating agents using a two-phase protocol (Laskin et al., 2021). First, the agent interacts with a gym-like environment without an explicit objective. Then, the agent is tested with a downstream task in the same environment. Note that the “spot-the-difference in the kitchen” scenario mentioned above does not fit neatly into this category, as it requires evaluation in a modified environment only correlated with the original.

In this work, we aim to create a unifying framework for world-model learning by addressing the research question: *How to design world-model evaluation frameworks and benchmarks that are (1) interactive, (2) behavior-based, meaning the framework treats the agent as a black-box and evaluates only by its external behavior, and (3) goal-free during interaction — similar to unsupervised RL benchmarks — yet (4) testing beyond the environment of interaction?*

**Our Approach** We introduce *WorldTest*, a representation-agnostic, behavior-based world-model evaluation framework that is goal-free in the base environment. It consists of two phases: interaction and test. In the *interaction phase*, the agent interacts with the base environment *without* external rewards. In the *test phase*, the framework transforms the base environment into a *derived challenge environment with an explicit objective* that differs from—but remains correlated with—the base. WorldTest evaluates the agent’s performance on the objective in this challenge environment.

WorldTest offers three advantages over existing methods: (1) WorldTest scores only an agent’s behavior, without inspecting or assuming anything about its internal representation, which makes the assessment applicable to any model representation. (2) The interaction phase is goal-free, i.e., the agent does not optimize any specific reward function, similar to prior unsupervised RL benchmarks (Laskin et al., 2021). (3) The test phase measures how well the agent uses its learned world model to solve a new, related challenge environment. Unlike previous approaches that restrict rewards in the original environment, this framework evaluates world-learning by introducing novel challenges. It can cover a broad range of world-model tests that were previously difficult, such as the “spot-the-difference-in-kitchen” example.

We further instantiate WorldTest by *AutumnBench*, a benchmark consisting of 43 grid-world environments and three types of challenges for each environment. The three challenges mirror the capabilities in our cooking example:

- Masked-frame prediction (MFP), where the agent infers unobserved parts of a final observation given a masked trajectory, analogous to predicting cooking completion time from partially observable information.
- Planning, where the agent acts to achieve a goal state, similar to sequencing recipe steps.
- Change detection (CD), where the agent identifies a change in the dynamics of the environment and reports the earliest timestep where the observation differs from the expected observation in the original environment, similar to recognizing changes in a different kitchen.

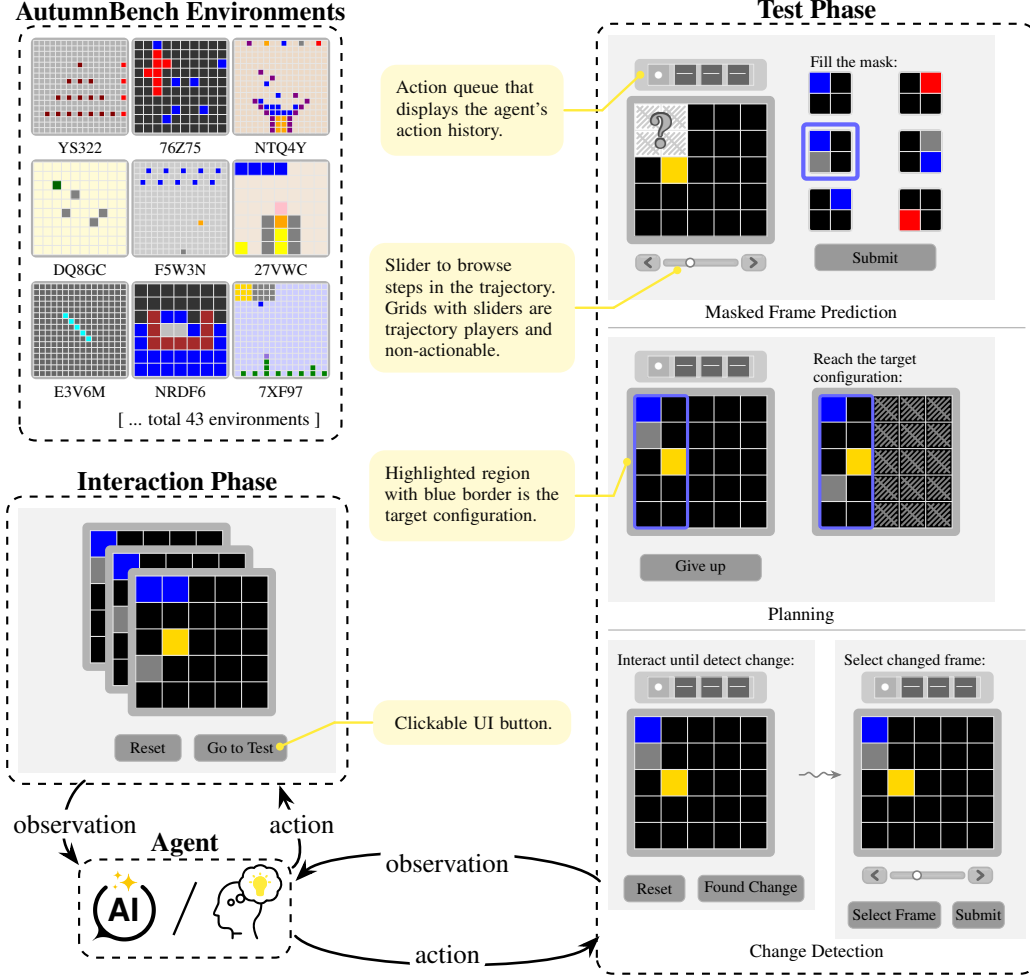


Figure 1: Overview of the WorldTest framework and the AutumnBench instantiation. Agents first interact with an environment without external rewards to build a world model, then are evaluated on a derived challenge. Top-left box shows the 9 example AutumnBench environments. Yellow notes in the middle explain the key UI elements in the human interface of AutumnBench.

We provide 129 tasks across all environments that cover essential world-model skills, including prediction, planning, and counterfactual reasoning. These tasks are not exhaustive, and we designed AutumnBench to be extensible. Example extensions include new grid worlds with non-Newtonian physics or tests for tool reuse and analogical reasoning. For example, an agent might be tested to see if it can recognize that a wine bottle can substitute for a rolling pin when one is unavailable. Finally, we validate AutumnBench with an empirical study involving 517 humans and three state-of-the-art AI models, showing that it reveals the gap between AI and humans in world-model learning.

**Contributions** We present the following contributions:

- We propose *WorldTest*, the first theoretical world-model learning assessment framework that is representation-agnostic, interaction-centric, and goal-free in the world-model-learning environment.
- We release *AutumnBench*, an instantiation of WorldTest with 43 interactive environments and three challenge families, resulting in 129 tasks. AutumnBench is designed following the desiderata for novel games outlined in Ying et al. (2025), is easily extensible, and supports automated evaluation for both human and AI models to accelerate progress in world-model learning.
- We evaluate 517 human participants and three state-of-the-art reasoning models (Anthropic Claude, OpenAI o3, and Google Gemini 2.5 Pro) on AutumnBench. We analyze their interaction trajectories and performance on challenge tasks, revealing substantial headroom for the reasoning models.

Table 1: Comparison of benchmarks in the literature. MDP refers to Markov Decision Process, DET-POMDP refers to Deterministic-Partially Observable Markov Decision Process, and POMDP refers to Partially Observable Markov Decision Process. POMDP is the most general type of environment.

Benchmark	Environment	Not Representation-Based	Not Gym-like	Modified Test Environment
VBench <a href="#">Huang et al. (2024)</a>	Static	×	✓	✓
SVIB <a href="#">Kim et al. (2023)</a>	Static	×	✓	✓
CLEVRER <a href="#">Yi et al. (2020a)</a>	Static	×	✓	✓
ACRE <a href="#">Zhang et al. (2020)</a>	Static	✓	✓	✓
RAVEN <a href="#">Zhang et al. (2019)</a>	Static	✓	✓	✓
PGM <a href="#">Barrett et al. (2018)</a>	Static	✓	✓	✓
BONGARD-LOGO <a href="#">Depeweg et al. (2018)</a>	Static	✓	✓	✓
ARC-AGI <a href="#">Chollet (2019)</a>	Static	✓	✓	✓
PUZZLES <a href="#">Estermann et al. (2024)</a>	MDP	✓	×	✓
Progen <a href="#">Cobbe et al. (2019)</a>	DET-POMDP	✓	×	✓
DiscoveryWorld <a href="#">Jansen et al. (2024)</a>	POMDP	×	✓	✓
Alchemy <a href="#">Wang et al. (2021)</a>	POMDP	✓	×	×
CausalWorld <a href="#">Ahmed et al. (2021)</a>	POMDP	✓	×	×
PHYRE <a href="#">Bakhtin et al. (2019)</a>	POMDP	✓	×	✓
NetHack <a href="#">Küttler et al. (2023)</a>	POMDP	✓	×	×
MiniHack <a href="#">Samvelyan et al. (2021)</a>	POMDP	✓	×	×
Atari <a href="#">Bellemare et al. (2013)</a>	POMDP	✓	×	×
URLB <a href="#">Laskin et al. (2021)</a>	POMDP	✓	✓	×
AutumnBench (Ours)	POMDP	✓	✓	✓

In the remainder of the paper, Section 2 provides background on the Autumn language, which is used for defining the environments, and the Partially Observed Markov Decision Process (POMDP) formulation of the environments in WorldTest and AutumnBench. Section 3 describes the core WorldTest framework and AutumnBench. Section 4 presents evaluations and analysis of the baseline agents on AutumnBench. Finally, Section 5 concludes and discusses future work.

## 2 BACKGROUND

This section provides background on the POMDP formulation of the environments in AutumnBench and Autumn, as well as the language used to implement these POMDP environments.

**Partially Observable Markov Decision Processes (POMDPs).** We formulate environments as (reward-free) POMDPs. A POMDP is a tuple  $\langle \mathcal{S}, \mathcal{A}, \mathcal{O}, \mathcal{T}, \Omega \rangle$ , where  $\mathcal{S}$  is the (hidden) state space,  $\mathcal{A}$  is the action space,  $\mathcal{O}$  is the observation space,  $\mathcal{T} : \mathcal{S} \times \mathcal{A} \rightarrow \Delta(\mathcal{S})$  is the transition function that maps state-action pairs to a distribution over the next states, and  $\Omega : \mathcal{S} \times \mathcal{A} \rightarrow \Delta(\mathcal{O})$  is the observation function that maps from a state-action pairs to a distribution over observations. An agent interacts with the environment by choosing actions and receiving an observation at each step.

**The Autumn Language.** We implement the POMDP environments in AutumnBench using the Autumn domain-specific language (DSL). Autumn is a functional reactive language for specifying causal interactions in 2D grids, introduced in [Das et al. \(2023\)](#). We chose Autumn as the language for AutumnBench because it allows for succinct and expressive specification of the environments, is easy to extend to implement downstream challenges, and supports both a text-based Gym-like interface for evaluating AI agents and a browser-based graphical user interface for evaluating human agents. We provide a detailed description of the Autumn language in Appendix A.

## 3 THEORETICAL FRAMEWORK AND BENCHMARK

We introduce *WorldTest*, a behavior-based framework that evaluates an agent’s ability to infer and use models of the environment. We then present an instantiation of WorldTest, *AutumnBench*, as a suite of 43 environments written in the Autumn language, with three types of challenges for each environment. The following sections describe the WorldTest framework and its realization in AutumnBench.

### 3.1 WORLDTEST FRAMEWORK

We first outline the intuition of the framework and then provide a formal definition.

**Intuition.** We design WorldTest to evaluate world-model learning without constraining either the agent’s internal representation or the agent’s reward. To this end, WorldTest follows a two-phase protocol that assesses the agent purely through its behavior:

1. **Interaction phase:** The agent interacts autonomously with the environment, selecting actions without objectives or external rewards. During this phase, the agent can reset the environment to its initial state as many times as needed to facilitate hypothesis testing and systematic exploration. The phase ends when the agent elects to proceed to the next.
2. **Test phase:** The evaluation protocol presents a challenge environment derived from the original by modifying one or more POMDP components, such as states, transitions, or actions. These environments add explicit rewards or goals, unlike the earlier reward-free phase. They test whether an agent’s learned world model can generalize across different aspects of understanding the environment. The agent must act in the challenge environment to achieve the stated objective.

We give the formal definition of this framework below.

**Formal Definition.** Let  $\mathcal{M} = \langle S, A, O, T, \Omega \rangle$  denote the reward-free base environment whose dynamics are unknown to the agent. Let  $\Xi$  be a task parameter space with associated distribution  $P_\Xi$ . A WorldTest evaluation protocol consists of  $P_\Xi$  and a deterministic function

$$\tau : (\mathcal{M}, \xi) \mapsto (\mathcal{M}', R, H)$$

where  $\xi \sim P_\Xi$  is a task parameter,  $\mathcal{M}' = \langle S', A', O', T', \Omega' \rangle$  is a derived challenge environment,  $R : (O' \times A)^H \rightarrow \mathbb{R}$  is an objective function, and  $H \in \mathbb{N}$  is the evaluation horizon. The challenge environment  $\mathcal{M}'$  differs from  $\mathcal{M}$  through modifications to the state space, dynamics, observations, or the addition of rewards. Different definitions of  $\tau$  correspond to different task types (for example, masked frame prediction, planning, and change detection in AutumnBench).

We describe a concrete run of the protocol by detailing the actions of both the protocol and the agent at each step. Given an environment  $\mathcal{M}$  and a protocol  $(\tau, P_\Xi)$ , the evaluation proceeds as follows:

- Step 1. Step 1. Disclose task type.** The protocol informs the agent of the task type by describing  $\tau$ , which reveals the challenge action space  $A'$ , the challenge observation space  $O'$ , and the form of the reward function  $R$  (e.g., binary success criteria or continuous rewards with penalties). The protocol does **not** disclose the task parameters  $\Xi$ , the modified dynamics  $(T', \Omega')$ , the explicit reward targets, or any actual observations from  $\mathcal{M}'$ .
- Step 2. Step 2. Interact with the environment.** The agent explores  $\mathcal{M}$  without external rewards, interacting freely with the environment. At any time, the agent may reset the environment to its initial state or proceed to the test phase. During this phase, the agent collects an interaction history and constructs an internal model  $\widehat{\mathcal{M}}$  that generalizes to the challenge action and observation spaces  $A'$  and  $O'$  for the given  $\tau$ .
- Step 3. Instantiate the protocol.** When the agent decides to go to the test, the protocol samples task parameters  $\xi \sim P_\Xi$  and computes  $(\mathcal{M}', R, H) = \tau(\mathcal{M}, \xi)$ .
- Step 4. Produce a policy from the internal model.** Using its internal model  $\widehat{\mathcal{M}}$  and knowledge of  $\tau$ , the agent returns a policy  $\pi : (O')^* \rightarrow \Delta(A)$ .
- Step 5. Execute the policy in the challenge environment.** The agent runs  $\pi$  in  $\mathcal{M}'$  for  $H$  steps, obtaining a history  $h' = (o'_0, a'_0, \dots, o'_H, a'_H)$ .
- Step 6. Score.** The protocol computes the score  $R(h')$ .

The interaction phase imposes no time limit, but agents only receive scores if they complete the test. While, in theory, an agent might interact indefinitely, WorldTest conditions evaluation on agents eventually moving on to testing. In practice, however, finite resources prevent indefinite exploration.

### 3.2 AUTUMNBENCH: DESIGN AND IMPLEMENTATION

In this section, we present an instantiation of the WorldTest framework, namely, AutumnBench. We instantiate WorldTest by implementing three  $\tau$  functions for three task-types: masked frame prediction ( $\tau_{\text{MFP}}$ ), planning ( $\tau_{\text{PL}}$ ), and change detection ( $\tau_{\text{CD}}$ ). AutumnBench consists of 129 *problems*. Each *problem* in AutumnBench has two parts: (1) a base environment with no rewards that the agent interacts with in the interaction phase, and (2) a related challenge environment for the test phase.

---

We describe each of those parts in more detail below, beginning with the environments used in the interaction phase and followed by the related challenge tasks for the test phase:

**Interaction-Phase Environments.** Each AutumnBench environment is a grid world composed of objects, represented as collections of pixels, along with their dynamics. We define these dynamics programmatically in AutumnBench environments using the Autumn DSL (Das et al., 2023).

The grid sizes of these environments range from  $3 \times 3$  to  $25 \times 25$ , with most at  $16 \times 16$ . Each environment includes about five or fewer object types and 1 to 12 colors, with 19 of the 43 environments being stochastic. Table B.1 summarizes the complexity metrics across all environments. Our environments meet the three *novel game* desiderata from Ying et al. (2025) for evaluating world model learning: they are structurally novel, intuitive to humans, and diverse in both world dynamics and learning mechanisms. Figure 1 illustrates sample environments. AutumnBench includes Atari-like games (Bellemare et al., 2013), simulations of real-world phenomena like plant growth and sandcastle construction, and strategic games like Nim (Wikipedia, 2025). Appendix B provides further details on the different classes of environments in AutumnBench.

**Test-Phase Challenges.** We selected the test-phase challenges to address various aspects of existing world model evaluations. Specifically, AutumnBench implements the test phase of WorldTest by assessing the agent through the following three types of challenges:

- **Masked Frame Prediction (MFP):** The agent observes a trajectory with partially masked frames and predicts the missing content in the final frame by selecting from six options, only one of which matches the ground truth. The agent receives a score of 1 for a correct selection and 0 otherwise.
- **Planning:** The protocol gives the agent a goal that specifies a target state for a subgrid, and the agent is required to generate a sequence of actions to reach that target state. The agent is scored 1 or 0 based on whether or not it reaches the target state.
- **Change Detection (CD):** The agent interacts with a modified version of the base environment in which a rule changes dynamically. It must identify the timestep when the change is triggered. Agents receive full scores for detecting the change at the correct time; late detection incurs penalties, and selecting a timestep before the change results in a score of zero.

In AutumnBench, we implement Step 1 of the WorldTest protocol in Section 3.1 using interface-specific means: interactive tutorials for humans and text descriptions for reasoning models, further described in Section 4. However, the agents does not learn the specific task parameters  $\xi$  at this stage, such as which frames are masked, when the change occurs, or what the designated goal states are.

We detail the formulation of each challenge and environment in Appendix C.

## 4 BASELINE EVALUATIONS AND ANALYSIS

We evaluate humans and reasoning models on AutumnBench using the two-phase WorldTest framework. Human participants are recruited via Prolific (Prolific, 2025). For model baselines, we use Claude 4 Sonnet, Gemini 2.5 Pro, and o3. Section 4.1 details the evaluation setup for both.

We analyze agents’ performance, exploration strategies during the interaction phase, and the impact of computational resources across AutumnBench tasks in Section 4.2. We then discuss these results, as well as their implications in Section 4.3.

### 4.1 EVALUATION SETUP

In this section, we describe how we tested agents on AutumnBench, including participant selection and filtering criteria, as well as the implementation details of the interface for each agent.

#### 4.1.1 HUMAN EVALUATION

We recruited 517 English-speaking participants via Prolific. To ensure the quality of our sample, we included only individuals who were not color blind and who successfully passed both attention and comprehension checks (Muszyński, 2023). We repeated each problem 20 times and distributed them uniformly across participants.



Having recruited our sample as described above, we aimed to measure the performance of a single baseline agent representing the average human who engages seriously with the task rather than to evaluate individual variation. As crowd-sourced responses exhibited high variability despite screening measures (Reid et al., 2022; Douglas et al., 2023), often reflecting differences in effort and engagement rather than cognitive capability, we constructed this agent by taking the 80th percentile score per problem across the 20 human attempts. Throughout our analysis, “human” performance refers to this single 80th-percentile aggregate agent.

We implemented AutumnBench using a web-based graphical user interface (GUI) for the human participants. We provided each participant with a tutorial that taught them how to navigate the GUI for their assigned task type. The tutorial describes the  $\tau$  being used, i.e.,  $\tau_{\text{MFP}}$ ,  $\tau_{\text{Planning}}$ , or  $\tau_{\text{CD}}$ , which corresponds to Step 1 of the WorldTest protocol in Section 3.1. Figure 1 shows a rendered grid and GUI buttons for reset and go-to-test actions during the interaction phase.

The GUI updates the grid at a fixed, environment-dependent frame rate, ranging from 3 to 8 frames per second (FPS), creating real-time experiences that mimic natural exploration. Participants engage using directional arrow keys or by clicking on grid cells at each timestep. If they do not act within the timestep, the interface automatically updates the grid state using no-op. The interface for the masked frame prediction, planning, and change detection tasks includes interactive features shown in Figure 1. Section D.2.1 gives the GUI implementation details for each task type.

#### 4.1.2 REASONING-MODEL EVALUATION

We evaluated three frontier reasoning models—Claude 4 Sonnet, Gemini 2.5 Pro, and o3—on AutumnBench. We gave one AutumnBench problem to each model at a time. Due to cost constraints, we evaluated each model’s performance based on a single trajectory completion per problem.

At every timestep, we provide each model with complete interaction histories, current grid state, available actions, and a description of the task-type (i.e., which  $\tau$  function is being applied) corresponding to Step 1 of the WorldTest protocol in Section 3.1. We represent grid states as two-dimensional arrays of color strings, see Figure 2.

We evaluated three frontier reasoning models—Claude 4 Sonnet, Gemini 2.5 Pro, and o3—on AutumnBench. We gave one AutumnBench problem to each model at a time. Due to cost constraints, we evaluated each model’s performance based on a single trajectory completion per problem.

```
[["blue", "black", "black", "black", "black"],
 ["grey", "black", "black", "black", "black"],
 ["black", "yellow", "black", "black", "black"],
 ["black", "black", "black", "black", "black"],
 ["black", "black", "black", "black", "black"],
 ["black", "black", "black", "black", "black"]]
```

Figure 2: Textual representation of the top grid in the “interaction phase” of Figure 1.

While humans have an implicit time limit to take actions, due to the fixed frame rate, the reasoning models are allowed to step through the environment without any time limit. The model can still choose not to take any action in the environment through a no-op. Similar to humans, during the interaction phase, the models can select the go-to-test action to transition to the test phase and the reset action to reset the grid to its initial state. Section D.2.2 describes the implementation details for each task type.

## 4.2 RESULTS

We analyze agent behavior on AutumnBench in three areas: task performance, exploration patterns, and world-model learning over time. We first compare agent scores across environments and tasks. Next, we examine how exploration strategies adopted by the agents affect task performance. Finally, we analyze the emergence of focused behavior as agents build their world models.

### 4.2.1 OVERALL PERFORMANCE

In this section, we present our comparative performance results and examine the factors that enable reasoning models to perform better. Humans outperformed all reasoning models across all environments, as shown

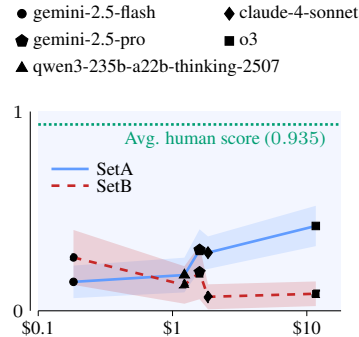


Figure 3: Score vs. cost per problem across environments.

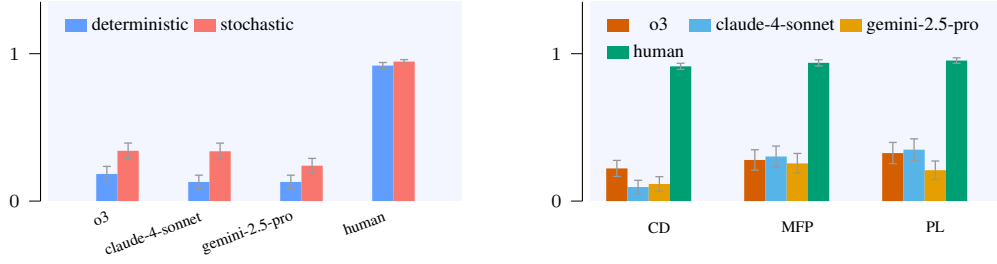


Figure 4: Aggregate scores on AutumnBench. Left: Reasoning models perform better in stochastic environments compared to deterministic environments; human performance is consistent across both. Right: Humans outperform reasoning models across all task types: CD, MFP, and planning (PL).

in Figure 4b. Table E.1 shows detailed scores for each agent and task type, and Figure 6a shows environment-wise score distributions.

To understand what factors contribute to the performance of reasoning models, we first examined how environmental stochasticity affects different agents. Humans maintained nearly identical performance in both deterministic and stochastic environments. Reasoning models, however, performed significantly better in stochastic settings than in deterministic settings, as shown in Figure 4a.

Next, we examined the impact of computational cost on model performance. We identified two sets, A and B, of AutumnBench environments that scale better and worse as the cost increases, respectively. In particular, performance improved with higher computational cost in 25 of 43 environments, i.e., SetA, and remained flat or decreased in 18, i.e., SetB, as shown in Figure 3. We detail these two sets in Appendix D. At the task level, increased cost improved performance in 37% of masked frame prediction and planning environments, but only 33% for change detection. In some environments, average performance consistently improved with additional resources across all task types, while others showed no improvement, regardless of task type, highlighting the need for better agents. Appendix E provides environment-specific analyses.

#### 4.2.2 EXPLORATION PATTERNS

We analyze the actions that agents take during exploration with two complementary methods. First, we analyze the distribution of unique actions by counting each distinct click position and directional action separately. For example, clicking on positions (2, 3) and (5, 7) counts as two unique click actions. This approach allows us to account for environment-specific variations, such as differences in static object positions and grid sizes within AutumnBench. We then calculate the fraction of unique actions in each category—clicks, directional actions, reset, and no-op—relative to the total number of unique actions performed by the agent, as shown in Figure 5. Humans use roughly equal proportions of resets and no-ops at 12.5% each, while reasoning models focus on clicks and directional actions. All reasoning models use less than 7% of their actions for resets and no-ops combined. Claude uses 98.6% for clicks and arrows. Among reasoning models, o3 uses the highest fraction for resets and no-ops at 11.5%, while Claude uses the lowest at 2.1%.

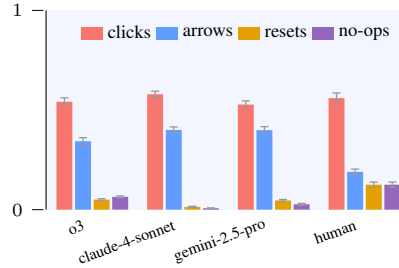


Figure 5: Action type distribution averaged over AutumnBench problems v.s. agents.

Second, we examine agents’ reset frequencies. Figure 6d shows humans reset more often than models, which reset less often and with greater variance. Both analyses suggest that reasoning models do not treat resets as special actions, unlike humans. Table E.2 summarizes average actions per environment.

#### 4.2.3 WORLD-MODEL LEARNING

We quantify how agents acquire world models by measuring how their actions become more focused over time. Specifically, we use *normalized perplexity*, which we define in Definition D.1, to quantify



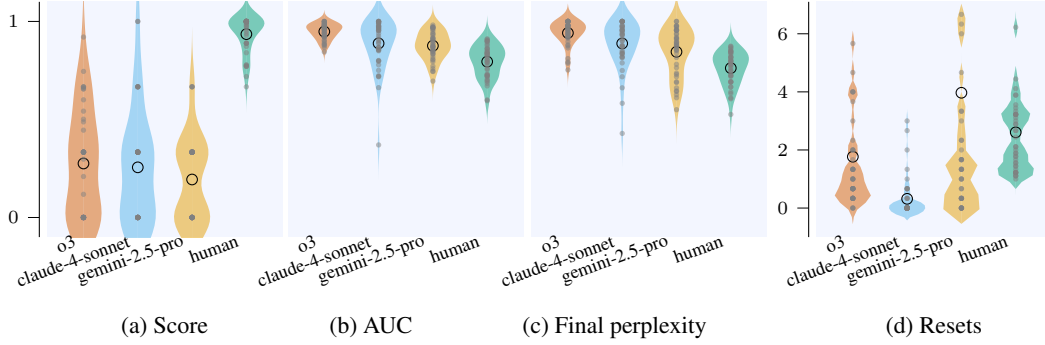


Figure 6: Environment-specific performance and behavioral metrics. (a) Task scores across environments, (b) Area Under the Curve (AUC) for normalized perplexities, (c) Final perplexity values, and (d) Reset frequency distributions across different environments.

how predictable an agent’s actions are while exploring. High perplexity suggests actions are random, while low perplexity suggests more targeted behavior.

We analyze normalized perplexity across the entire interaction sequence using two metrics. The Area Under the Curve (AUC) of normalized perplexity, as defined in Definition D.2, captures the overall learning trajectory. Agents that quickly develop focused exploration strategies show lower AUC values. Final perplexity measures how targeted agents become by the end of exploration. Both metrics are robust to brief fluctuations and enable fair comparison across environments and agents.

Humans show lower values on both measures, as seen in Figures 6b and 6c, suggesting more effective world model learning. Lower AUC values indicate that they rapidly transition from random clicks and keypresses to more targeted actions. Their final normalized perplexity values are consistently lower than those of reasoning models, suggesting more deterministic and purposeful behavior by the end of the exploration. Figure 6 visualizes these trends across environments.

### 4.3 DISCUSSION

Our results reveal differences in how humans and reasoning models approach world-model learning across two key dimensions: experimental design and belief updating.

**Hypothesize and experiment.** We conjecture that humans use resets as experimental tools to test hypotheses about environmental dynamics. Reasoning models also form and test hypotheses, but their reasoning traces suggest a narrow view of what counts as informative actions, as illustrated in Listing E.1. They prioritize keypresses and clicks, failing to recognize that resets and no-ops can be as or more valuable for testing hypotheses and generating additional observations. This limited view leads reasoning models to miss opportunities for more effective exploration.

**Belief update.** Reasoning models often fail to update their understanding when faced with contradictory evidence, especially in masked frame prediction tasks; see Listing E.1. Even when they recognize that test-phase observations contradict the rules learned during interaction, they tend to rely on those original rules in their predictions. This inflexibility highlights a limitation in meta-reasoning: reasoning models cannot determine when or how to revise what they have learned.

Collectively, these results demonstrate that humans outperform current reasoning models due to their limitations at several levels of inference. Rather than simply requiring better priors over world models, which most current training approaches focus on, our findings suggest that human-level performance requires advances in metacognitive capabilities: strategic experimental design, better uncertainty quantification, and flexible belief updating during exploration and task execution.

---

## 5 CONCLUSION

In this work, we present WorldTest, a representation-agnostic, behavior-based framework that separates a goal-free interaction phase from a scored test phase. By scoring only behavior in the derived challenges, WorldTest evaluates how agents apply their learned understanding to new tasks.

Instantiating WorldTest, AutumnBench has 43 environments and three derived challenge families, resulting in a total of 129 tasks. In doing so, AutumnBench replicates benchmarks for three facets of world modeling: next-frame prediction, causal change detection, and planning. It also enables cross-comparison and ablation within a single unified framework.

Our experiments with 517 human participants and three frontier reasoning models on AutumnBench demonstrated that humans outperform these models across all environments and task types, indicating substantial room for improvement in the world-modelling capabilities of current frontier models. Specifically, our analysis reveals that humans achieve near-optimal scores while existing models frequently fail. We also observed that human participants used the reset action far more often than the models and achieved lower perplexity over their trajectories than the models, suggesting a possible link between humans’ use of resets as an exploration or hypothesis-testing mechanism and their ability to refine internal models of the world during interaction better than reasoning models.

AutumnBench serves as a first step in using WorldTest to test different aspects of world model learning. While AutumnBench demonstrates WorldTest in a grid-world setting with simplified dynamics, WorldTest itself is a much broader framework. WorldTest can be further instantiated in physics-rich environments, robotics domains, and multi-agent systems, among other domains. The framework can accommodate existing physics-rich or embodied environments by treating them as base POMDPs and deriving challenge tasks beyond planning.

## AUTHOR CONTRIBUTIONS

Archana Warriar led the project and designed AutumnBench, implementing the Autumn programs with assistance from Dat Nguyen and designing downstream evaluation challenges. Archana Warriar also collected human and model baselines and conducted the statistical analysis. Dat Nguyen developed the Autumn interpreter and the codebase for the agent protocol. Dat Nguyen, Michelangelo Naim, Cambridge Yang, and Archana Warriar built the website and human-facing UI. Moksh Jain developed the reasoning-models baseline evaluation infrastructure. Yichao Liang worked on explicit world-model baselines and the protocol. Cambridge Yang served as primary advisor, and Zenna Tavares as senior advisor. All authors contributed to the conceptualization, writing, and revision.

## ACKNOWLEDGMENTS

We thank Ria Das for contributions to the original Autumn project; Julian Jara-Ettinger and Tobias Gerstenberg for feedback on the experimental design; Evan Pu for manuscript review; and Benjamin Crouzier and Tufa Labs for support and feedback. Moksh Jain is supported by a FRQNT Doctoral Fellowship (<https://doi.org/10.69777/366694>).

## REPRODUCIBILITY STATEMENT

We provide a detailed description of the benchmark’s design, scoring methodology, and theoretical framework in Section 3 to facilitate the reproduction of our experiments and results by others. In Section 4.1, we describe the evaluation setup, agent interfaces, and procedures. The appendix contains the exact prompt template used for the reasoning-model agents. Our supplementary materials include: (1) Autumn source programs for all base environments and their derived challenges, and (2) Task specifications and answer keys where applicable. (3) The code implementing AutumnBench for reasoning models. The AutumnBench web-based GUI is publicly available at <https://autumn.basis.ai>. To protect the benchmark’s integrity and prevent data leakage, we keep a subset of AutumnBench problems private but provide full specifications for all reported experiments and for the publicly released problems.

---

## REFERENCES

- Ossama Ahmed, Frederik Träuble, Anirudh Goyal, Alexander Neitz, Manuel Wüthrich, Yoshua Bengio, Bernhard Schölkopf, and Stefan Bauer. Causalworld: A robotic manipulation benchmark for causal structure and transfer learning. In *International Conference on Learning Representations*, 2021.
- Anton Bakhtin, Laurens Johnson, Georgia Gkioxari, Ross Girshick, Martin Riedmiller, and Adam Lerer. Phyre: A new benchmark for physical reasoning. In *Proceedings of the IEEE/CVF Conference on Computer Vision and Pattern Recognition*, 2019.
- David Barrett, Felix Hill, Adam Santoro, Ari Morcos, and Timothy Lillicrap. Measuring abstract reasoning in neural networks. In *International conference on machine learning*. Pmlr, 2018.
- Marc G Bellemare, Yavar Naddaf, Joel Veness, and Michael Bowling. The arcade learning environment: An evaluation platform for general agents. *Journal of Artificial Intelligence Research*, 2013.
- Greg Brockman, Vicki Cheung, Ludwig Pettersson, Jonas Schneider, John Schulman, Jie Tang, and Wojciech Zaremba. Openai gym. *arXiv preprint arXiv:1606.01540*, 2016.
- François Chollet. On the measure of intelligence. *arXiv preprint arXiv:1911.01547*, 2019.
- Karl Cobbe, Christopher Hesse, Jacob Hilton, and John Schulman. Leveraging procedural generation to benchmark reinforcement learning. In *International Conference on Machine Learning*, 2019.
- Ria Das, Joshua B. Tenenbaum, Armando Solar-Lezama, and Zenna Tavares. Combining functional and automata synthesis to discover causal reactive programs. In *Principles of Programming Languages*, 2023.
- Stefan Depeweg, Constantin A. Rothkopf, and Frank Jäkel. Solving bongard problems with a visual language and pragmatic reasoning. *Cognitive science*, 2018.
- Benjamin D. Douglas, Patrick J. Ewell, and Markus Brauer. Data quality in online human-subjects research: Comparisons between mturk, prolific, cloudresearch, qualtrics, and sona. *PLoS ON*, 2023.
- Benjamin Estermann, Luca A. Lanzendörfer, Yannick Niedermayr, and Roger Wattenhofer. Puzzles: A benchmark for neural algorithmic reasoning. In A. Globerson, L. Mackey, D. Belgrave, A. Fan, U. Paquet, J. Tomczak, and C. Zhang (eds.), *Advances in Neural Information Processing Systems*, 2024.
- Rohit Girdhar and Deva Ramanan. CATER: A diagnostic dataset for Compositional Actions and TEmporal Reasoning. In *ICLR*, 2020.
- Yaosi Hu, Wuhan University, Microsoft Research Asia, Zhenzhong Chen, and Chong Luo. Bair robot pushing, dec 2024. URL <https://service.tib.eu/ldmservice/dataset/bair-robot-pushing>.
- Ziqi Huang, Yanan He, Jiashuo Yu, Fan Zhang, Chenyang Si, Yuming Jiang, Yuanhan Zhang, Tianxing Wu, Qingyang Jin, Nattapol Chanpaisit, Yaohui Wang, Xinyuan Chen, Limin Wang, Dahua Lin, Yu Qiao, and Ziwei Liu. VBench: Comprehensive benchmark suite for video generative models. In *Proceedings of the IEEE/CVF Conference on Computer Vision and Pattern Recognition*, 2024.
- Peter Jansen, Marc-Alexandre Côté, Tushar Khot, Erin Bransom, Bhavana Dalvi Mishra, Bodhisattwa Prasad Majumder, Oyvind Tafjord, and Peter Clark. Discoveryworld: A virtual environment for developing and evaluating automated scientific discovery agents. In A. Globerson, L. Mackey, D. Belgrave, A. Fan, U. Paquet, J. Tomczak, and C. Zhang (eds.), *Advances in Neural Information Processing Systems*, 2024.
- Shin Kamada and Takumi Ichimura. Moving mnist, dec 2024. URL <https://service.tib.eu/ldmservice/dataset/moving-mnist>.

- 
- Yeongbin Kim, Gautam Singh, Junyeong Park, Caglar Gulcehre, and Sungjin Ahn. Imagine the unseen world: A benchmark for systematic generalization in visual world models. In *Advances in Neural Information Processing Systems*, 2023.
- Heinrich Küttler, Nantas Nardelli, Andrew Miller, Roberta Raileanu, Edward Grefenstette, Tim Timsin, et al. Nethack: A new benchmark for generalization in reinforcement learning. In *Advances in Neural Information Processing Systems*, 2023.
- Michael Laskin, Denis Yarats, Hao Liu, Kimin Lee, Albert Zhan, Kevin Lu, Catherine Cang, Lerrel Pinto, and Pieter Abbeel. Urlb: Unsupervised reinforcement learning benchmark. In *Advances in Neural Information Processing Systems*, 2021.
- Yann LeCun and Courant. A path towards autonomous machine intelligence version. In *Advances in Neural Information Processing Systems*, 2022.
- Marek Muszyński. Attention checks and how to use them: Review and practical recommendations. *Ask: Research and Methods*, 2023.
- Prolific. Prolific, 2025. URL <https://prolific.com>.
- Brittany Reid, Markus Wagner, Marcelo d’Amorim, and Christoph Treude. Software engineering user study recruitment on prolific: An experience report. *arXiv preprint arXiv:2201.05348*, 2022.
- Mikayel Samvelyan, Robert Kirk, Vitaly Kurin, Jack Parker-Holder, Mingqi Jiang, Eric Hambro, Fabio Petroni, Heinrich Küttler, Edward Grefenstette, and Tim Rocktäschel. Minihack the planet: A sandbox for open-ended reinforcement learning research. In *Thirty-fifth Conference on Neural Information Processing Systems Datasets and Benchmarks Track (Round 1)*, 2021.
- Richard S Sutton and Andrew G Barto. *Reinforcement learning: An introduction*. MIT press, 2018.
- Saran Tunyasuvunakool, Alistair Muldal, Yotam Doron, Siqi Liu, Steven Bohez, Josh Merel, Tom Erez, Timothy Lillicrap, Nicolas Heess, and Yuval Tassa. dm\_control: Software and tasks for continuous control. *Software Impacts*, 6:100022, 2020. ISSN 2665-9638. doi: <https://doi.org/10.1016/j.simpa.2020.100022>. URL <https://www.sciencedirect.com/science/article/pii/S2665963820300099>.
- Jane X. Wang, Michael King, Nicolas Porcel, Zeb Kurth-Nelson, Tina Zhu, Charlie Deck, Peter Choy, Mary Cassin, Malcolm Reynolds, Francis Song, Gavin Buttimore, David P. Reichert, Neil Rabinowitz, Loic Matthey, Demis Hassabis, Alexander Lerchner, and Matthew Botvinick. Alchemy: A benchmark and analysis toolkit for meta-reinforcement learning agents. In *Advances in Neural Information Processing Systems*, 2021.
- Deena S. Weisberg and Alison Gopnik. Pretense, counterfactuals, and bayesian causal models: Why what is not real really matters. *Cognitive Science*, 2013.
- Wikipedia. Nim, 2025. URL <https://en.wikipedia.org/wiki/Nim>.
- Kexin Yi, Chuang Gan, Yunzhu Li, Pushmeet Kohli, Joshua B Tenenbaum, Jiajun Wu, and Antonio Torralba. Clevrer: Collision events for video representation and reasoning. In *International Conference on Learning Representations*, 2020a.
- Kexin Yi, Chuang Gan, Yunzhu Li, Pushmeet Kohli, Jiajun Wu, Antonio Torralba, and Joshua B. Tenenbaum. CLEVRER: collision events for video representation and reasoning. In *ICLR*, 2020b.
- Lance Ying, Katherine M. Collins, Prafull Sharma, Cedric Colas, Kaiya Ivy Zhao, Adrian Weller, Zenna Tavares, Phillip Isola, Samuel J. Gershman, Jacob D. Andreas, Thomas L. Griffiths, Francois Chollet, Kelsey R. Allen, and Joshua B. Tenenbaum. Assessing adaptive world models in machines with novel games. *arXiv preprint arXiv:2507.12821*, 2025.
- Chi Zhang, Feng Gao, Baoxiang Jia, Yixin Zhu, and Song-Chun Zhu. Raven: A dataset for relational and analogical visual reasoning. In *Proceedings of the IEEE/CVF conference on computer vision and pattern recognition*, 2019.
- Chi Zhang, Baoxiang Jia, Yucen Yang, and Song-Chun Zhu. Acre: Abstract causal reasoning beyond covariation. In *European Conference on Computer Vision*. Springer, 2020.

# Appendices

## A THE AUTUMN LANGUAGE

We implement the POMDP environments in AutumnBench using the Autumn domain-specific language (DSL). Autumn is a functional reactive language for specifying causal interactions in 2D grids, introduced in [Das et al. \(2023\)](#). We chose Autumn as the base language for AutumnBench because it allows succinct and expressive specification of environments, is easily extensible to implement downstream challenges, and supports both a text-based Gym-like interface for evaluating AI agents and a browser-based graphical user interface for evaluating human participants.

An Autumn program has the following parts:

- *Environment setup* defines the grid size ( $n \times n$ ) and background color.
- *Object type definitions* specify each object type by listing its shape (as relative 2D coordinates and colors) and its internal fields. These fields record state variables unique to each object instance.
- *Object instance definitions* define the initial state of each object instance and the default function for each object instance under the no-op action.
- *Event handlers* establish the rest of the full transition function  $T$ . In particular, an on clause pairs a predicate  $p(s, a)$  with an intervention  $i$ , so that if  $p(s, a)$  holds, the state transitions to  $s' = i(s)$ .

An Autumn program defines a POMDP. Specifically, the global variables in the program correspond to the hidden state. The agent observes only the grid’s color matrix ( $n \times n$ ), where every cell occupied by the highest-z-order object instance is visible; all other state components remain latent. The action space of an Autumn environment are: 1. the no-op action, 2. four directional actions—up, down, left, right—corresponding to the four arrow keys on a typical keyboard, and 3. a family of click actions  $\text{click}(x, y)$ , corresponding to clicking on the cell at position  $(x, y)$  by a pointer device.

**Example Autumn Environment.** To illustrate the Autumn language, we present a treasure-hunting environment in which an agent searches for hidden treasures using a noisy distance sensor. Listing A.1 shows the complete Autumn program implementing this environment, and Figure A.1 shows a rendered trajectory sampled from it. At the start, the environment reveals only one treasure—the gold grid cell in the middle of the grid. The agent controls a sensor probe, the grey grid cell, and moves it using four directional actions: up, down, left, and right. The top blue horizontal bar displays the probe’s noisy estimate of its distance to the nearest treasure. If the agent clicks a hidden treasure, the environment reveals it.

```
1  (= GRID_SIZE 5) (= BACKGROUND "black") ← Environment setup
2
3  (object Proximity (dist)
4    (map (λ--> (i) (Cell i 0 (if (<= i dist) "blue" "black")))
5      (range 0 GRID_SIZE)))
6  (object Treasure (revealed) (Cell 0 0 (if revealed "gold" "black"))) ← Object definitions
7  (object Agent (Cell 0 0 "grey"))
8
9  (= t1 (initnext (Treasure true (randomPosition 0 1 GRID_SIZE GRID_SIZE)) (prev t1)))
10 (= t2 (initnext (Treasure true (randomPosition 0 1 GRID_SIZE GRID_SIZE)) (prev t2)))
11 (= t3 (initnext (Treasure false (randomPosition 0 1 GRID_SIZE GRID_SIZE)) (prev t3))) ← Object instances;
12 (= agent (initnext (Agent (Position 0 1)) (prev agent))) they define the initial state
13 (= tdist (fn (treasure) (sqdist .. agent origin) .. treasure origin))) and the default transitions
14 (= proximity (initnext (Proximity 2 (Position 0 0)) (updateObj proximity "dist" with the no-op action
15   (+ (min (min (tdist t1) (tdist t2)) (tdist t3))
16     (- (uniformChoice (range 0 3) 1))))))
17
18 (on up (= agent (moveUp agent)))
19 (on down (= agent (moveDown agent)))
20 (on left (= agent (moveLeft agent)))
21 (on right (= agent (moveRight agent)))
22 (on (clicked t1) (= t1 (updateObj t1 "revealed" true))) ← Event handlers ("on" clauses)
23 (on (clicked t2) (= t2 (updateObj t2 "revealed" true)))
24 (on (clicked t3) (= t3 (updateObj t3 "revealed" true)))
```

Listing A.1: A treasure-hunting environment example in Autumn. Interactive demo available at [autumnbench.basis.ai](http://autumnbench.basis.ai).




Figure A.1: Renderings of a partial trajectory of the Autumn environment example from Listing A.1, following the sequence of actions down, down, down and click(1, 4).

## B AUTUMNBENCH ENVIRONMENT DETAILS

This section provides detailed statistics and categorization of the AutumnBench environments. AutumnBench comprises 43 environments spanning six broad categories: 1. Physical simulations that follow intuitive, middle-school-level physics principles. 2. Emergent systems where complex patterns arise from simple rules. 3. Multi-agent dynamics that require reasoning about other agents’ goals and interactions. 4. Abstract logic environments that follow well-defined but non-physical rules. 5. Game-inspired scenarios abstracted from popular games. 6. Tool use environments that require understanding object affordances and performing multi-step reasoning.

Table B.1 reports the number of object types, #Obj; latent variables, #Latent; program length measured in lines of code; the number of event handlers, #On Clauses; stochasticity; the number of colors, #Colors; and grid size.

## C AUTUMNBENCH CHALLENGE FORMULATION

This section provides the formal definitions of the three challenge types in AutumnBench: masked frame prediction, change detection, and planning. For each challenge type, we define the task structure, scoring function, and empirical difficulty measurements using a random agent baseline.

To characterize task difficulty, we evaluate a random agent that selects uniformly among six action types: click, up, down, left, right, and no-op. When the agent selects click, it uniformly samples a grid position. We approximate the random agent’s performance using approximately 50 samples per environment with a 1000-step timeout. For masked frame prediction tasks, the random agent selects uniformly over six answer options, yielding a chance probability of 1/6. Table E.3 reports per-environment random agent baseline results.

### C.1 MASKED FRAME PREDICTION

We define each masked frame prediction task by a tuple of a fixed action sequence  $\mathbf{a} = (a_1, a_2, \dots, a_T) \in \mathcal{A}^T$  and binary masks  $\mathcal{M}_{1:T}$  with  $\mathcal{M}_t \subseteq [W] \times [H]$  for  $t = 1, \dots, T$  over the observable grid. Executing  $\mathbf{a}$  in the environment produces the observation trajectory  $\tau = (o_0, o_1, \dots, o_T)$ .

Masked-frame-prediction asks the agent to predict the colors in the masked region of the final observation,  $o_T|_{\mathcal{M}}$ , choosing from the candidates  $K \mathcal{C}_{\text{choices}} = \{c_1, c_2, \dots, c_K\}$ , where each  $c_i \in \mathcal{C}^{|\mathcal{M}|}$  and  $\mathcal{C}$  denotes the set of possible grid cell colors.

We construct each masked frame prediction task so that, for any realization of  $\tau$ , exactly one candidate  $c^* \in \mathcal{C}_{\text{choices}}$  matches the ground truth,  $c^* = o_T|_{\mathcal{M}}$ . This guarantees a unique correct answer even when the underlying POMDP dynamics is stochastic.

We use a simple binary accuracy metric:  $\text{score} = \mathbb{1}[\text{correct}]$ .

### C.2 CHANGE DETECTION

We define each change detection task with an original environment  $\mathcal{M}$  and a changed environment  $\mathcal{M}'$ , both written in the Autumn language. We write their transition and observation functions as  $(\mathcal{T}, \Omega)$  and  $(\mathcal{T}', \Omega')$ . A boolean guard  $g(s, a)$  in an Autumn event handler gates the change in  $\mathcal{M}'$ ;  $g(s, a)$  determines when  $\mathcal{T}'$  deviates from  $\mathcal{T}$ .



Table B.1: Program statistics for all AutumnBench environments.

Env	#Obj	#Latent	Length	#On Clauses	Stochastic	#Colors	Grid Size
VZ2Q4	1	4	18	3	Yes	12	20
S2KT7	2	0	10	3	Yes	2	16
27VWC	4	4	19	4	No	10	7
KFQYT	2	5	21	8	No	6	11
B58F3	3	2	22	2	Yes	5	13
NRDF6	3	1	25	1	No	3	7
6JKKA	5	8	54	6	No	6	13
K8MTQ	2	2	32	3	No	3	8
T5F9B	5	6	28	6	No	8	7
N59TE	1	4	21	3	Yes	5	10
76Z75	1	1	8	1	Yes	2	10
NF5VZ	3	1	18	3	Yes	3	9
236VK	3	1	18	6	Yes	4	20
DQ8GC	1	1	14	6	No	2	16
QM9XB	3	3	24	7	No	5	16
6JVMF	1	0	7	1	Yes	1	16
27JBD	2	2	17	3	No	4	16
VQJH6	2	2	24	9	No	5	17
QQM74	2	3	16	6	No	2	21
7XF97	4	2	24	8	No	5	16
BT3GB	3	2	18	4	No	4	16
BT2KZ	1	2	34	1	Yes	5	25
B8AKZ	2	3	15	3	No	5	9
9F8AJ	4	3	34	6	No	8	24
7WWW9	1	1	22	8	No	2	16
N2NTD	5	5	34	10	No	6	12
BY2Q7	4	4	52	2	Yes	12	12
4T8TR	2	3	8	1	Yes	3	10
YS322	2	1	27	8	No	3	17
WHGHP	4	4	42	6	Yes	6	10
EAHCW	1	3	17	9	No	5	16
83WKQ	1	0	5	1	Yes	1	16
3J4Z7	1	4	17	1	Yes	4	5
QDHS3	4	6	141	36	No	6	24
VA6FQ	3	3	23	5	No	5	10
7VKTD	3	2	57	5	Yes	3	20
XHGKQ	2	1	24	4	Yes	3	16
F5W3N	4	2	35	14	Yes	5	16
JXQAW	1	3	38	2	No	4	5
4N7BB	1	2	38	5	Yes	9	3
NTQ4Y	4	2	34	9	No	5	16
DGG2C	2	2	18	6	No	2	17
4CKC2	3	4	36	2	No	6	24

We fix an initial state distribution and an action sequence  $\mathbf{a} = (a_1, \dots, a_T)$ . Executing  $\mathbf{a}$  in  $\mathcal{M}'$  produces a realized observation prefix  $o'_{0:T}$ . We define the defect time  $t^*$  as the first step where this realized prefix leaves the support of  $\mathcal{M}$ :

$$t^* = \min \left\{ t \geq 1 : \underbrace{\mathbb{P}_{\mathcal{M}}(o_{0:t} = o'_{0:t} \mid a_{1:t})}_{=0} \text{ and } \underbrace{\mathbb{P}_{\mathcal{M}}(o_{0:t-1} = o'_{0:t-1} \mid a_{1:t-1})}_{>0} \right\}.$$

Equivalently,  $t^*$  is the earliest time when  $o'_{0:t}$  has zero probability under  $\mathcal{M}$  while  $o'_{0:t-1}$  still has positive probability under  $\mathcal{M}$ . We require the guard to trigger exactly at  $t^*$ :  $g(s'_{t^*-1}, a_{t^*}) = \text{true}$  and  $g(s'_{t-1}, a_t) = \text{false}$  for all  $t < t^*$ .

The agent outputs a time index  $t$  that marks the detected change.

$$\text{score}(t) = \begin{cases} 0 & \text{if } t < (t^* - 1), \\ 1 & \text{if } t \in \{t^* - 1, t^*\}, \\ 1.377 \cdot f_{t^*}(t) - 1.178 & \text{otherwise.} \end{cases}$$

We set  $f_{t^*}(t) = \frac{1}{1 - \frac{t}{t^*} \cdot e^{-\frac{t}{t^*}}}$ ;  $t^*$  denotes the defect time. This rule gives full credit for exact or one-step-early detection and smoothly penalizes late detections.

Across our 43 change detection environments, the random agent triggers changes with mean probability 0.80 in an average of 295 steps. Twenty-four environments trigger changes with probability 1.0, while 5 environments require 900 or more steps before changes occur, and 2 environments never trigger changes within the 1000-step timeout.

### C.3 PLANNING

We define each planning task by a goal specification  $(\mathcal{S}, g)$ , where  $\mathcal{S} \subseteq [W] \times [H]$  indexes a subgrid, and  $g \in \mathcal{C}^{|\mathcal{S}|}$  specifies the target colors on  $\mathcal{S}$ . The agent must produce an action sequence  $\mathbf{a}$  that, when executed, produces a final observation  $o_T$  that matches the goal on the subgrid, that is,  $o_T|_{\mathcal{S}} = g$ . We use a simple binary success metric:  $\text{score} = \mathbb{1}[o_T|_{\mathcal{S}} = g]$ .

Across our 43 planning environments, the random agent reaches the goal with mean probability 0.399 in an average of 679 steps. The random agent reaches the goal with probability 1.0 in nine environments, while 13 environments remain unsolved at the 1000-step timeout.

## D IMPLEMENTATION DETAILS

This section provides detailed definitions of the behavioral metrics and interface implementations used in our experiments. We first define normalized perplexity and the associated area under the curve (AUC), which quantify how agents' actions become more focused over time. We then describe the task-specific interface implementations for both the graphical user interface used by human participants and the text-based interface used by reasoning models.

### D.1 NORMALIZED PERPLEXITY

**Definition D.1 (Normalized Perplexity)** Let  $p(a)$  be the empirical action distribution over an active alphabet of size  $K$  within a sliding window. Given entropy  $H(p) = -\sum_a p(a) \log_2 p(a)$  and perplexity  $P = 2^{H(p)}$ , normalized perplexity is:

$$\text{Perplexity}_{\text{norm}} = \frac{P - 1}{K - 1} \in [0, 1]$$

where  $K$  is the number of unique actions observed in the window, including directional keys and click positions.

**Definition D.2 (Area Under the Curve (AUC) of Normalized Perplexity)** The AUC of normalized perplexity is computed as:

$$\text{AUC} = \int_0^1 \text{Perplexity}_{\text{norm}}(x) dx$$

where  $x \in [0, 1]$  is the normalized interaction position.

**Definition D.3 (Final Normalized Perplexity)** *The final normalized perplexity is the value of  $Perplexity_{norm}$  evaluated at the last window of the interaction sequence.*

## D.2 TASK INTERFACE IMPLEMENTATION

We implemented distinct interfaces for human participants and reasoning models. Human participants interact with environments through a graphical user interface (GUI), while reasoning models use a text-based interface. The following sections detail the implementation of each interface type across the three task families.

### D.2.1 GRAPHICAL USER INTERFACE

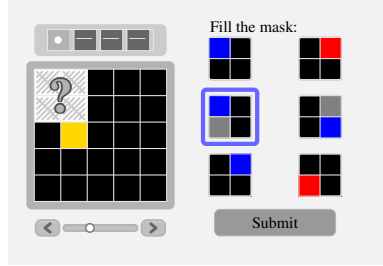


Figure D.1: Example of masked frame prediction task on the AutumnBench GUI showing the slider, action viewer, six choice options, and a Submit button.

For the masked frame prediction task, we implemented a slider to visualize the partially masked sequence of observations, as shown in Figure D.1. The GUI displays six answer choices from which participants select their prediction. Participants submit their selection using a Submit button.

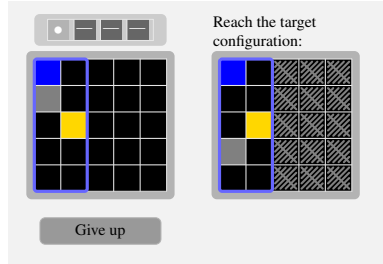


Figure D.2: Example of planning task on the AutumnBench GUI that shows a target region by masking out cells that are not in the target.

For the planning task, we display the goal state on a static grid alongside the interactive grid, with non-target regions shaded out, as shown in Figure D.2.



Figure D.3: Change detection on the AutumnBench GUI. (a) Initial change detection phase with Reset and Found change buttons. (b) Frame selection phase with the action viewer, slider, and Submit button.

---

```

You are a helpful assistant currently operating as a curious agent exploring an environment
↔ that consists of a grid containing cells which can take colors.
You will be given observations and available actions to choose from at each step.
Your task is to interact with the environment efficiently and effectively and try to
↔ understand the underlying rules of the environment.

Here is a description of the actions:

- `click x y` - Click on the cell at the location (x, y) on the grid.
- `left` - Press the left arrow key.
- `right` - Press the right arrow key.
- `up` - Press the up arrow key.
- `down` - Press the down arrow key.
- `noop` - Do nothing and continue to the next step.
- `quit` - Quit the environment.
- `step` - Step through a sequence one frame at a time.
- `go-to-test` - Go to the test phase.
- `reset` - Reset the environment to the initial state.

Additional actions will be described whenever available.

Follow exactly the format when producing the action. So if the action is to click on a cell at
↔ location (1, 2), you should provide the action as <action>click 1 2</action>.

```

---

Listing D.1: System prompt for all reasoning models

For the change detection task, we provide a Found change button below the interactive grid, as shown in Figure D.3. Clicking this button transitions participants to the selection phase, where they use a slider to review observations from the test phase and identify the earliest changed frame. Participants submit their selection using a Submit button.

#### D.2.2 TEXT-BASED INTERFACE

All reasoning models receive the same text-based prompts, with the system prompt shown in Listing D.1.

For the masked frame prediction task, we add two actions in the test phase: step and rewind, which allow the model to navigate through the partially masked observations. We provide six answer options as matrices of color strings, which the model selects using the `choose_option_i` action.

For the planning task, we provide the target configuration in the same format as the grid observation at every timestep of the test phase.

For the change detection task, we provide a Found the change action during the test phase. Once the model selects this action, we present `choose_grid_i` actions enumerating the observations from the test phase. After the model chooses a grid, we display it in the subsequent prompt, allowing the model to confirm its selection using the submit action.

Example prompts for all three task types are provided in Listings D.2 to D.4.

## E ADDITIONAL RESULTS

This section presents experimental results that extend those given in the main paper. We present detailed per-environment scores for all agents across the three task types, analyze the relationship between computational cost and performance, examine action distribution patterns during exploration, and provide examples of model reasoning traces. These additional analyses support and expand on the findings discussed in Section 4.2.

Table E.1 presents the average scores for change detection, masked frame prediction, and planning across all agents and environments. Building on these overall results, this section provides detailed analyses of performance-cost relationships, action distributions, and environment difficulty characterizations.

**Performance versus Cost Analysis** We evaluated two additional models, Qwen3-235b-a22b-thinking-2507 and Gemini 2.5 Flash, to establish the relationship between computational cost and performance. We partitioned all AutumnBench environments into two sets: (1) environments where

```

[
  {
    "role": "user",
    "content": "Welcome, you are now in the interactive phase, where you can interact with
    ↳ the grid using the available actions.\nDuring the interactive phase your goal is
    ↳ to act in the environment to understand the underlying rules of the environment.
    ↳ \nUnderstand the environment and the dynamics of the environment well. Once you
    ↳ have understood the environment, you can select 'go-to-test' to go to the test
    ↳ phase.\nAfter the interactive phase you will be asked to use this knowledge about
    ↳ the environment to answer some questions about it.\n\n# Task Description:\nIn the
    ↳ test phase, you will step through frames from a trajectory in this same
    ↳ environment you interacted with (use the 'step' action to step through the
    ↳ trajectory). Each frame is structured as a json object with the following
    ↳ fields:\n\"render\": the grid observed,\n\"video_location\": timestep at which the
    ↳ frame was observed,\n\"action_taken\": action taken at this
    ↳ timestep,\n\"is_finished\": whether the episode is finished.\nYou will step
    ↳ through the trajectory one frame at a time. Towards the end of the trajectory,
    ↳ parts of the grid will be masked (where the masked locations are marked as 'mask')
    ↳ and you will be given a set of choices to fill in the masked region at the final
    ↳ timestep. You need to choose option that fits the masked region at the final
    ↳ timestep.\n\nHere is the initial state of the grid: \n[[\"black\", \"black\",
    ↳ \"red\", ...], ...]\n\nThe following actions are available at this step:
    ↳ left,\nright,\nup,\ndown,\nclick [0-9]
    ↳ [0-9],\nnoop,\nquit,\ngo-to-test,\nreset\nThink step by step about the next action
    ↳ that should be taken. Remember, you are exploring the environment and trying to
    ↳ understand the underlying rules. Reflect on your action and self evaluate any
    ↳ potential issues before selecting the action. Output your final choice of action
    ↳ within a <action> tag.\nAdditionally, you can modify the contents of the
    ↳ scratchpad to use as memory since you can only observe the most recent
    ↳ states.\nPlease include the additions to the scratchpad withing <scratchpad_add>
    ↳ tags and deletions withing <scratchpad_del> tags. Output your choice of action
    ↳ within a <action> tag."
  },
  {
    "role": "user",
    "content": "The interaction phase is now over. You will now step through frames from a
    ↳ trajectory in this same environment you interacted with (use the 'step' action to
    ↳ step through the trajectory). Each frame is structured as a json object with the
    ↳ following fields:\n\"render\": the grid observed,\n\"video_location\": timestep at
    ↳ which the frame was observed,\n\"action_taken\": action taken at this
    ↳ timestep,\n\"is_finished\": whether the episode is finished.\nYou will step
    ↳ through the trajectory one frame at a time. Towards the end of the trajectory,
    ↳ parts of the grid will be masked (where the masked locations are marked as 'mask')
    ↳ and you will be given a set of choices to fill in the masked region at the final
    ↳ timestep. You need to choose option that fits the masked region at the final
    ↳ timestep. You can also use the 'rewind' action to go back to the previous
    ↳ frame.\n{\n\"video_location\": \"0/21\", \"render\": [[\"black\", \"black\", \"red\",
    ↳ \"black\", ...], ...], \"action_taken\": \"start\", \"is_finished\": false}\n\nThe
    ↳ following actions are available at this step: step\nThink step by step about the
    ↳ next action that should be taken. Remember, you are exploring the environment and
    ↳ trying to understand the underlying rules. Reflect on your action and self
    ↳ evaluate any potential issues before selecting the action. Output your final
    ↳ choice of action within a <action> tag.\nAdditionally, you can modify the contents
    ↳ of the scratchpad to use as memory since you can only observe the most recent
    ↳ states.\nPlease include the additions to the scratchpad withing <scratchpad_add>
    ↳ tags and deletions withing <scratchpad_del> tags. Output your choice of action
    ↳ within a <action> tag."
  }
]

```

Listing D.2: Prompt for masked frame prediction task

```

[
  {
    "role": "user",
    "content": "Welcome, you are now in the interactive phase, where you can interact
    ↳ with the grid using the available actions.\nDuring the interactive phase your
    ↳ goal is to act in the environment to understand the underlying rules of the
    ↳ environment. You can reset the environment to it's initial state at any
    ↳ time.\nUnderstand the environment and the dynamics of the environment well.
    ↳ Once you have understood the environment, you can select 'go-to-test' to go to
    ↳ the test phase.\nAfter the interactive phase you will be asked to use this
    ↳ knowledge about the environment to answer some questions about it.\n\n# Task
    ↳ Description:\nIn the test phase, you will interact with a changed version of
    ↳ the environment - where one of the dynamics rules has been changed. \nYour
    ↳ goal is to use you understanding of the environemnt from the interaction phase
    ↳ to detect the change. The environment will start in a normal state and then at
    ↳ some point, the environment will transition to a defective state. \nAs soon as
    ↳ you detect the change, you have to select 'I found the change!' action to go
    ↳ to the next phase, wherein you have to choose exactly which frame the change
    ↳ occurred, then submit it. You may choose as many times as you want to see the
    ↳ frames. You will be penalized if you click 'I found the change!' before the
    ↳ change is detected. \n\n\nHere is the initial state of the grid: \n[["black\",
    ↳ \"black\", \"black\", ...], ...]\n\nThe following actions are available at
    ↳ this step: left,\nright,\nup,\ndown,\nclick [0-15]
    ↳ [0-15],\nnoop,\nquit,\ngo-to-test,\nreset\nThink step by step about the next
    ↳ action that should be taken. Remember, you are exploring the environment and
    ↳ trying to understand the underlying rules. Reflect on your action and self
    ↳ evaluate any potential issues before selecting the action. Output your final
    ↳ choice of action within a <action> tag.\nAdditionally, you can modify the
    ↳ contents of the scratchpad to use as memory since you can only observe the
    ↳ most recent states.\nPlease include the additions to the scratchpad withing
    ↳ <scratchpad_add> tags and deletions withing <scratchpad_del> tags. Output your
    ↳ choice of action within a <action> tag."
  },
  {
    "role": "user",
    "content": "You are now in the test phase.You will now interact with a changed
    ↳ version of the environment - where one of the dynamics rules has been changed.
    ↳ Your goal is to use you understanding of the environemnt from the interaction
    ↳ phase to detect the change. The environment will start in a normal state and
    ↳ then at some point, the environment will transition to a defective state. As
    ↳ soon as you detect the change, you have to select 'I found the change!' action
    ↳ to go to the next phase, wherein you have to choose exactly which frame the
    ↳ change occurred, then submit it. You may choose as many times as you want to
    ↳ see the frames. You will be penalized if you click 'I found the change!'
    ↳ before the change is detected. Here is the initial frame: [["black\",
    ↳ \"black\", \"black\", ...], ...]\n\nThe following actions are available at
    ↳ this step: left,\nright,\nup,\ndown,\nclick [0-15] [0-15],\nnoop,\nquit,\nI
    ↳ found the change!\nreset,\nquit\nThink step by step about the next action that
    ↳ should be taken. Remember, you are exploring the environment and trying to
    ↳ understand the underlying rules. Reflect on your action and self evaluate any
    ↳ potential issues before selecting the action. Output your final choice of
    ↳ action within a <action> tag.\nAdditionally, you can modify the contents of
    ↳ the scratchpad to use as memory since you can only observe the most recent
    ↳ states.\nPlease include the additions to the scratchpad withing
    ↳ <scratchpad_add> tags and deletions withing <scratchpad_del> tags. Output your
    ↳ choice of action within a <action> tag."
  },
  {
    "role": "user",
    "content": "You are now in the test phase.You will now interact with a changed
    ↳ version of the environment - where one of the dynamics rules has been changed.
    ↳ Your goal is to use you understanding of the environemnt from the interaction
    ↳ phase to detect the change. The environment will start in a normal state and
    ↳ then at some point, the environment will transition to a defective state. As
    ↳ soon as you detect the change, you have to select 'I found the change!' action
    ↳ to go to the next phase, wherein you have to choose exactly which frame the
    ↳ change occurred, then submit it. You may choose as many times as you want to
    ↳ see the frames. You will be penalized if you click 'I found the change!'
    ↳ before the change is detected. Here is the initial frame: [["black\",
    ↳ \"black\", \"black\", ...], ...]\n\nThe following actions are available at
    ↳ this step: choose_frame_0,\nchoose_frame_1,\nchoose_frame_2,\nSubmit
    ↳ choice,\nquit\nThink step by step about the next action that should be taken.
    ↳ Remember, you are exploring the environment and trying to understand the
    ↳ underlying rules. Reflect on your action and self evaluate any potential
    ↳ issues before selecting the action. Output your final choice of action within
    ↳ a <action> tag.\nAdditionally, you can modify the contents of the scratchpad
    ↳ to use as memory since you can only observe the most recent states.\nPlease
    ↳ include the additions to the scratchpad withing <scratchpad_add> tags and
    ↳ deletions withing <scratchpad_del> tags. Output your choice of action within a
    ↳ <action> tag."
  }
]

```



```

[
{
  "role": "user",
  "content": "Welcome, you are now in the interactive phase, where you can interact
  ↳ with the grid using the available actions.\nDuring the interactive phase your
  ↳ goal is to act in the environment to understand the underlying rules of the
  ↳ environment. \nUnderstand the environment and the dynamics of the environment
  ↳ well. Once you have understood the environment, you can select 'go-to-test' to
  ↳ go to the test phase.\nAfter the interactive phase you will be asked to use
  ↳ this knowledge about the environment to answer some questions about it.\n\n#
  ↳ Task Description:\nIn the test phase, you will be given a goal state and a
  ↳ highlight mask of the same size as the grid where 1 indicates the region to be
  ↳ reached and 0 indicates the region to be ignored. \nYour aim is to solve a
  ↳ planning task in the environment you interacted by reaching the goal state in
  ↳ the highlighted region.\nNote that you can no longer reset the environment, so
  ↳ plan carefully. You will be given the same environment as you interacted with
  ↳ in the interaction phase, you need to interact with it to reach the goal state
  ↳ in the highlighted region.\nYour grid will be checked against the goal state
  ↳ and the highlight mask at every timestep. If you reach the goal state in the
  ↳ highlighted region, you will be given a reward. You may choose to quit at any
  ↳ time if you are stuck.\n\n\nHere is the initial state of the grid:
  ↳ \n[["black", "black", "black", ...], ...]\n\nThe following actions are
  ↳ available at this step: left,\nright,\nup,\ndown,\nclick [0-15]
  ↳ [0-15],\nnoop,\nquit,\ngo-to-test,\nreset\nThink step by step about the next
  ↳ action that should be taken. Remember, you are exploring the environment and
  ↳ trying to understand the underlying rules. Reflect on your action and self
  ↳ evaluate any potential issues before selecting the action. Output your final
  ↳ choice of action within a <action> tag.\nAdditionally, you can modify the
  ↳ contents of the scratchpad to use as memory since you can only observe the
  ↳ most recent states.\nPlease include the additions to the scratchpad withing
  ↳ <scratchpad_add> tags and deletions withing <scratchpad_del> tags. Output your
  ↳ choice of action within a <action> tag."
},
[[0, 1, 1, ...], ...],
{
  "role": "user",
  "content": "The interaction phase is over, you have entered the test phase. You
  ↳ will now be given a goal state and a highlight mask of the same size as the
  ↳ grid where 1 indicates the region to be reached and 0 indicates the region to
  ↳ be ignored. \n
  ↳ Your aim is to solve a planning task in the
  ↳ environment you interacted by reaching the goal state in the highlighted
  ↳ region.\n
  ↳ Note that you can no longer reset the environment, so
  ↳ plan carefully. You will be given the same environment as you interacted with
  ↳ in the interaction phase, you need to interact with it to reach the goal state
  ↳ in the highlighted region.\n
  ↳ Your grid will be checked against the
  ↳ goal state and the highlight mask at every timestep. If you reach the goal
  ↳ state in the highlighted region, you will be given a reward. You may choose to
  ↳ quit at any time if you are stuck.\n
  ↳ The initial grid is:\n
  ↳ {"render": [{"black", "black", "black", "black", ...} ...],
  ↳ "highlight_mask": [{"0, 1, 1, ...}, ...]}\n\nThe following actions are
  ↳ available at this step: left,\nright,\nup,\ndown,\nclick [0-15]
  ↳ [0-15],\nnoop,\nquit,\nquit\nThink step by step about the next action that
  ↳ should be taken. Remember, you are exploring the environment and trying to
  ↳ understand the underlying rules. Reflect on your action and self evaluate any
  ↳ potential issues before selecting the action. Output your final choice of
  ↳ action within a <action> tag.\nAdditionally, you can modify the contents of
  ↳ the scratchpad to use as memory since you can only observe the most recent
  ↳ states.\nPlease include the additions to the scratchpad withing
  ↳ <scratchpad_add> tags and deletions withing <scratchpad_del> tags. Output your
  ↳ choice of action within a <action> tag."
}
]

```

Listing D.4: Prompts for planning task

Table E.1: Average scores by environment across three task types and five agents.

Env	Change Detection				Masked Frame Prediction				Planning			
	Claude	Gemini	Human	O3	Claude	Gemini	Human	O3	Claude	Gemini	Human	O3
S2KT7	0.0	0.0	0.86	0.0	1.0	1.0	1.0	1.0	1.0	0.0	1.0	1.0
27VWC	0.0	0.0	0.99	0.0	0.0	0.0	0.20	0.0	0.0	0.0	0.66	0.0
KFQYT	0.0	0.0	0.93	0.0	0.0	0.0	1.0	1.0	0.0	1.0	1.0	0.0
B58F3	0.0	0.0	0.99	0.0	1.0	0.0	1.0	1.0	0.0	1.0	1.0	1.0
NRDF6	1.0	0.0	0.99	0.62	1.0	0.0	1.0	0.0	0.0	0.0	1.0	0.0
6JKA	0.0	0.0	1.0	0.0	0.0	0.0	0.38	0.0	0.0	0.0	1.0	0.0
K8MTQ	0.0	0.0	1.0	0.0	0.0	0.0	0.52	0.0	0.0	0.0	1.0	0.0
T5F9B	0.0	0.0	0.15	0.0	0.0	0.0	0.73	0.0	0.0	0.0	1.0	1.0
N59TE	0.0	0.0	1.0	0.80	0.0	0.0	0.98	0.0	1.0	1.0	1.0	1.0
76Z75	0.0	0.0	0.81	0.0	1.0	0.0	1.0	1.0	1.0	0.0	1.0	0.0
NF5VZ	0.0	1.0	0.88	0.0	0.0	0.0	0.68	0.0	0.0	1.0	1.0	0.0
236VK	1.0	0.0	1.0	0.46	0.0	0.0	0.0	0.0	1.0	1.0	1.0	1.0
DQ8GC	0.0	1.0	1.0	0.0	0.0	0.0	1.0	0.0	0.0	0.0	1.0	0.0
QM9XB	0.0	0.0	1.0	0.0	0.0	0.0	0.98	0.0	0.0	0.0	1.0	0.0
6JVMF	0.0	0.0	0.98	0.0	0.0	0.0	1.0	0.0	1.0	0.0	1.0	0.0
27JBD	0.0	1.0	1.0	0.23	1.0	1.0	1.0	1.0	0.0	0.0	0.33	1.0
VQJH6	0.0	0.0	1.0	0.0	1.0	0.0	1.0	1.0	0.0	0.0	1.0	0.0
QQM74	0.0	0.0	0.99	0.99	1.0	1.0	1.0	1.0	0.0	0.0	0.66	0.0
7XF97	0.0	0.0	0.64	0.0	0.0	0.0	0.60	0.0	0.0	0.0	0.66	0.0
BT3GB	0.0	0.0	1.0	0.0	0.0	0.0	0.98	0.0	0.0	0.0	1.0	0.0
BT2KZ	0.0	0.0	1.0	0.62	0.0	0.0	1.0	0.0	1.0	1.0	1.0	1.0
B8AKZ	0.0	0.0	1.0	0.99	0.0	0.0	0.90	0.0	0.0	0.0	1.0	0.0
9F8AJ	0.0	0.0	1.0	0.0	1.0	0.0	0.55	0.0	0.0	0.0	1.0	0.0
4CKC2	1.0	0.0	1.0	0.0	1.0	1.0	0.57	0.0	1.0	0.0	1.0	0.0
7WWW9	0.0	0.0	1.0	0.0	1.0	1.0	1.0	1.0	0.0	0.0	1.0	0.0
N2NTD	0.0	1.0	0.99	0.0	0.0	0.0	0.60	0.0	0.0	0.0	1.0	1.0
BY2Q7	0.0	0.0	0.74	0.0	0.0	0.0	0.69	0.0	0.0	0.0	1.0	0.0
4T8TR	1.0	1.0	1.0	0.89	0.0	0.0	1.0	0.0	0.0	0.0	1.0	0.0
YS322	0.0	0.0	1.0	0.0	0.0	1.0	0.94	0.0	1.0	0.0	1.0	0.0
WHGHP	0.0	0.0	0.97	0.0	0.0	0.0	0.91	0.0	0.0	0.0	1.0	0.0
EAHCW	0.0	0.0	1.0	0.33	0.0	0.0	0.84	1.0	0.0	0.0	0.66	0.0
83WKQ	0.0	0.0	0.99	0.0	1.0	0.0	1.0	1.0	1.0	1.0	1.0	0.0
3J4Z7	0.0	0.0	0.93	0.96	0.0	1.0	1.0	1.0	0.0	0.0	1.0	0.0
QDHS3	0.0	0.0	1.0	0.0	0.0	0.0	0.93	0.0	0.0	0.0	1.0	0.0
VA6FQ	0.0	0.0	1.0	0.0	0.0	0.0	0.33	0.0	0.0	1.0	1.0	0.0
7VKTD	0.0	0.0	1.0	0.50	1.0	1.0	0.95	1.0	0.0	0.0	1.0	0.0
VZ2Q4	0.0	0.0	1.0	0.35	0.0	0.0	1.0	0.0	1.0	0.0	1.0	0.0
XHGKQ	0.0	0.0	1.0	0.0	0.0	0.0	0.85	0.0	1.0	1.0	1.0	1.0
F5W3N	0.0	0.0	0.78	0.0	1.0	0.0	0.19	0.0	0.0	0.0	1.0	0.0
JXQAW	0.0	0.0	1.0	0.96	1.0	0.0	1.0	1.0	0.0	0.0	1.0	0.0
4N7BB	0.0	0.0	0.94	0.76	1.0	1.0	1.0	1.0	1.0	1.0	1.0	1.0
NTQ4Y	0.0	0.0	0.31	0.0	0.0	0.0	0.98	0.0	0.0	0.0	1.0	0.0
DGG2C	0.0	0.0	0.99	0.0	0.0	0.0	1.0	0.0	1.0	1.0	1.0	1.0

---

average agent performance strictly increased with cost, and (2) environments where performance remained constant or decreased with increasing cost.

Overall, performance improves with higher costs in 25 of the 43 environments, but remains flat or decreases in 18 environments, and none of the environments get a score of 1.0 in the least computational cost setting.

For masked frame prediction tasks, performance increases in 16 environments, including S2KT7, T5F9B, N59TE, NF5VZ, 236VK, 6JVMF, 27JBD, BT2KZ, 4CKC2, N2NTD, YS322, 83WKQ, VA6FQ, XHKGQ, 4N7BB, and DGG2C. However, in 62.7% of environments, there is no improvement regardless of additional resources.

Change detection shows the least benefit from additional computation, with performance improvements occurring in only 14 environments: NRDF6, N59TE, NF5VZ, 236VK, 27JBD, QQM74, BT2KZ, 4CKC2, N2NTD, EAHCW, 3J4Z7, 7VKTD, VZ2Q4, and JXQAW. The remaining 29 environments do not show performance gains.

Planning tasks demonstrate improvements with cost in 16 environments, including S2KT7, KFQYT, B58F3, 27JBD, VQJH6, QQM74, 9F8AJ, 7WWW9, YS322, EAHCW, 83WKQ, 3J4Z7, 7VKTD, F5W3N, JXQAW, and 4N7BB, while 27 environments show no change. Notably, certain environments, such as 27JBD, QQM74, 7VKTD, and JXQAW, consistently benefit from additional resources across multiple tasks, while environments like 27VWC, 6JKA, K8MTQ, and 76Z75 show no improvement in any task, suggesting fundamental reasoning limitations that cannot be overcome with additional resources alone.

**Action-Distribution Analysis** We provide environment-specific results on the average number of unique actions each agent takes during exploration in Table E.2. We count each distinct click position and directional action separately. For example, clicking on positions (2, 3) and (5, 7) counts as two unique click actions. This approach allows us to account for environment-specific variations, such as differences in static object positions and grid sizes within AutumnBench. We then calculate the fraction of unique actions in each category—clicks, directional actions, reset, and no-op—relative to the total number of unique actions performed by the agent.

**Example Scratchpad** We provide a scratchpad to the reasoning models during interaction and testing, as seen in prompt snippets in Listings D.2 to D.4. Listing E.1 shows an example model scratchpad for 6JVMF at the end of the entire episode; the indexed choices for the masked frame prediction task referenced in the scratchpad are listed in Listing E.2.

Table E.2: Unique clicks and directional actions by environment and agent.

Env	Average Number of unique clicks				Average Number of unique directional actions			
	Claude	Gemini	O3	Human	Claude	Gemini	O3	Human
S2KT7	6.0	7.0	6.0	8.3	4.0	4.0	3.7	2.7
27VWC	9.7	6.7	11.0	9.7	4.0	4.0	3.7	1.3
KFYQT	4.3	13.0	5.3	13.3	3.3	4.0	3.7	4.0
B58F3	2.7	1.0	2.3	1.0	4.0	4.0	3.7	1.3
NRDF6	14.3	13.3	8.3	19.3	4.0	3.3	1.7	3.7
6JKA	9.0	9.0	5.0	2.7	4.0	4.0	4.0	2.7
K8MTQ	10.0	6.3	7.3	26.3	4.0	3.7	3.0	3.3
T5F9B	8.7	10.0	11.3	19.0	3.7	2.7	2.3	2.0
N59TE	9.3	26.7	9.7	15.3	3.3	4.0	3.3	3.3
76Z75	4.7	5.7	4.7	17.7	4.0	4.0	4.0	4.0
NF5VZ	8.3	10.7	7.0	4.0	4.0	4.0	3.7	2.3
236VK	4.7	4.3	2.7	6.7	4.0	4.0	4.0	3.7
DQ8GC	1.3	2.0	0.7	19.7	3.7	3.7	3.7	4.0
QM9XB	5.3	3.3	8.7	9.0	4.0	4.0	3.7	2.7
6JVMF	4.0	5.7	2.0	3.7	4.0	4.0	4.0	3.7
27JBD	5.7	7.0	7.3	18.7	3.0	1.7	1.7	2.7
VQJH6	17.7	7.7	8.7	20.3	4.0	3.7	3.7	4.0
QQM74	4.3	6.7	5.7	18.7	4.0	3.3	3.0	3.7
7XF97	18.7	18.3	9.0	22.7	4.0	4.0	4.0	4.0
BT3GB	3.7	1.0	4.0	6.0	4.0	4.0	4.0	3.7
BT2KZ	4.0	6.0	6.3	18.7	2.7	3.3	1.0	2.7
B8AKZ	3.7	8.7	4.0	22.0	4.0	4.0	4.0	4.0
9F8AJ	9.7	20.3	4.3	7.7	2.7	4.0	3.0	2.7
4CKC2	9.0	5.7	7.0	13.0	2.7	2.7	2.3	2.7
7WWW9	3.0	5.0	3.7	10.3	4.0	4.0	4.0	3.0
N2NTD	8.3	6.3	4.3	12.0	4.0	4.0	4.0	2.7
BY2Q7	3.3	11.0	11.3	18.7	2.7	4.0	2.7	4.0
4T8TR	2.3	3.3	5.7	18.3	3.7	3.7	4.0	0.3
YS322	13.7	23.3	9.7	75.7	3.3	4.0	2.3	4.0
WHGHP	2.3	6.7	2.0	7.0	4.0	4.0	4.0	4.0
EAHCW	13.3	9.3	15.7	55.0	3.3	4.0	4.0	4.0
83WKQ	2.7	4.0	7.7	14.3	4.0	4.0	3.7	2.7
3J4Z7	16.0	4.3	9.7	6.0	4.0	4.0	3.0	1.3
QDHS3	5.0	0.7	1.0	15.3	4.0	3.7	4.0	4.0
VA6FQ	14.3	3.0	13.7	33.3	4.0	4.0	3.7	4.0
7VKTD	5.0	2.3	2.0	6.7	4.0	4.0	3.7	2.7
VZ2Q4	3.3	3.3	9.0	6.0	4.0	3.0	2.3	1.3
XHGKQ	8.0	7.7	11.3	1.0	4.0	4.0	3.7	2.7
F5W3N	5.3	5.0	1.0	3.3	4.0	4.0	3.3	2.3
JXQAW	9.7	8.7	10.3	18.7	4.0	4.0	2.0	4.0
4N7BB	8.0	6.0	6.3	9.0	4.0	4.0	2.3	2.7
NTQ4Y	9.3	8.0	10.3	42.0	3.7	2.7	2.0	2.7
DGG2C	2.3	3.7	9.7	4.0	4.0	4.0	2.3	3.7

Table E.3: Random-agent baseline by environment. For CD and PL, we evaluate a random agent that selects uniformly among six action types: click, up, down, left, right, and no-op; when it selects *click*, it samples a grid position uniformly. The table reports the probability of triggering the defect in 1000 timesteps for CD, and the probability of reaching the goal in 1000 timesteps for PL.

Env	Prob of triggering change	Prob of reaching goal
VZ2Q4	1.00	0.02
S2KT7	1.00	1.00
27VWC	0.94	0.16
KFQYT	1.00	1.00
B58F3	0.87	1.00
NRDF6	1.00	0.71
6JKKA	0.98	0.20
K8MTQ	1.00	0.00
T5F9B	0.64	0.75
N59TE	1.00	0.00
76Z75	1.00	0.04
NF5VZ	1.00	1.00
236VK	1.00	0.20
DQ8GC	1.00	0.00
QM9XB	0.43	0.10
6JVMF	1.00	1.00
27JBD	1.00	0.00
QQM74	1.00	1.00
VQJH6	1.00	0.94
7XF97	0.77	0.20
BT3GB	1.00	0.00
BT2KZ	1.00	0.00
B8AKZ	1.00	1.00
9F8AJ	0.17	0.12
4CKC2	0.72	0.55
7WWW9	0.66	0.53
N2NTD	0.85	0.00
BY2Q7	0.00	0.00
4T8TR	1.00	0.37
YS322	0.26	0.00
WHGHP	0.00	0.22
EAHCW	1.00	0.00
83WKQ	1.00	1.00
3J4Z7	0.38	0.96
QDHS3	0.36	0.00
VA6FQ	0.77	0.06
7VKTD	1.00	0.55
VZ2Q4	1.00	0.02
XHGKQ	0.13	0.00
F5W3N	0.89	0.94
JXQAW	1.00	0.55
4N7BB	1.00	0.04
NTQ4Y	0.53	0.00
DGG2C	1.00	1.00

---

Listing E.1: Example scratchpad for the 6JVMF environment, with choices listed in Listing E.2.

---

Initial observations:

- 16x16 grid, mostly black cells
- One blue cell at position (7, 7)
- Available actions: left, right, up, down, click [0-15] [0-15], noop, quit, go-to-test, reset
- Goal: Understand the underlying rules of the environment

Strategy:

1. Try different actions to see how they affect the grid
2. Start with arrow keys to see if they move something
3. Try clicking on different cells to see what happens
4. Look for patterns in how the environment responds

Observations after "right" action:

- Blue cell moved from (7, 7) to (6, 7) - moved LEFT when I pressed RIGHT
- This suggests arrow keys control the blue cell but in reverse direction
- Need to test other arrow keys to confirm this pattern

Confirmed pattern:

- LEFT key moves blue cell RIGHT
- RIGHT key moves blue cell LEFT
- Arrow keys control blue cell movement in reverse/opposite direction
- Blue cell moves horizontally along row 7 so far

Next tests needed:

- Test UP and DOWN keys to see vertical movement behavior
- Test boundaries - what happens when blue cell reaches edge?
- Test clicking on cells

Updated observations:

- UP key also moves blue cell LEFT (same as RIGHT key)
- Both UP and RIGHT move the blue cell left
- Need to test DOWN key to see if it follows the same pattern as LEFT

Complete movement pattern discovered:

- LEFT key moves blue cell RIGHT
- RIGHT key moves blue cell LEFT
- UP key moves blue cell LEFT
- DOWN key moves blue cell LEFT

So the controls are:

- Only LEFT moves the blue cell right
- RIGHT, UP, and DOWN all move the blue cell left
- Movement is only horizontal along row 7
- No vertical movement detected yet

Boundary behavior discovered:

- When blue cell reaches left edge (0, 7) and tries to move further left, it bounces back to (1, 7)
- Movement appears to be bounded by grid edges
- Need to test right boundary behavior as well

Additional boundary observations:

- When blue cell is at left edge (0, 7), pressing "left" moves it right to (1, 7)
- Movement controls work normally once away from the boundary

Click behavior observations:

- Continuing to test right boundary behavior
- Clicking on the blue cell at (0, 7) had no visible effect
- Clicking on adjacent cell (1, 7) had no visible effect
- Clicks don't seem to change the grid state or create new objects
- Clicking on distant cell (8, 8) had no visible effect
- Clicks appear to have no effect on the environment at all
- Need to explore if vertical movement is possible, especially at boundaries

Boundary behavior at left edge:

- When at (0, 7), UP key moves blue cell right to (1, 7)
- This confirms UP still tries to move left but bounces at boundary
- Need to test DOWN key for potential vertical movement

DOWN key behavior confirmed:

- DOWN moves blue cell left (from (1,7) to (0,7))
- Still no vertical movement discovered
- Movement remains only horizontal along row 7

Boundary behavior observations:

- Blue cell seems to have inconsistent movement near left boundary
- Sometimes LEFT moves it right, sometimes it stays at (0,7)
- Need to test consistent movement patterns

Left boundary oscillation observed:

- Blue cell seems to oscillate between (0,7) and (1,7) when using LEFT key repeatedly
- May need different strategy to move away from left edge consistently

Boundary oscillation pattern confirmed:

- At left boundary, blue cell oscillates between (0,7) and (1,7)
- All arrow keys (LEFT, RIGHT, UP, DOWN) seem to cause same oscillation behavior
- Need to try different strategy to break out of this pattern

Click behavior confirmed:

- Clicking on (8, 7) had no effect
- Clicks don't create new objects or change existing ones
- Blue cell remains trapped at left boundary

Next to try:

- "step" action to see if there's automatic progression
- "go-to-test" to see if there's a test phase
- Different exploration strategies

Step action tested:

- "step" action had no visible effect
- No automatic progression or animation detected



---

- Grid state remains unchanged

Summary of findings so far:

- Blue cell oscillates between (0,7) and (1,7) at left boundary
- All arrow keys cause same oscillation at boundary
- Clicks have no effect
- Step action has no effect
- Movement is only horizontal along row 7

Test phase entered:

- "go-to-test" action changed available actions to only "noop"
- Grid state appears unchanged with blue cell at (0,7)
- This suggests a test/observation phase where interaction is limited
- May reveal automatic behavior or require demonstration of understanding

Test phase trajectory observation:

Frame 0: Blue cell at (7, 7), action: "initial"

- This is the starting position, same as when I first entered the environment
- Need to observe how movement progresses through the trajectory
- Will track the blue cell's position and movement pattern

Frame 1: Blue cell at (7, 8), action: "noop"

- Blue cell moved DOWN from (7, 7) to (7, 8)
- Action was "noop" - no user input
- This reveals automatic downward movement/gravity!
- Different from exploration phase where I only saw horizontal movement

Frame 2: Blue cell at (7, 7), action: "noop"

- Blue cell moved UP from (7, 8) back to (7, 7)
- Action was "noop" again
- Pattern emerging: vertical oscillation between (7, 7) and (7, 8)
- Similar to boundary oscillation I saw during exploration
- Not consistent gravity, but oscillating movement with noop

Frame 3: Blue cell at (6, 7), action: "noop"

- Blue cell moved UP from (7, 7) to (6, 7)
- Continuing upward movement pattern
- Revised pattern: Initial down, then consistent upward movement with noop
- Need to see if this continues or if there are boundaries

Frame 4: Blue cell at (7, 7), action: "noop"

- Blue cell moved DOWN from (6, 7) back to (7, 7)
- Back to original position
- Pattern seems to be oscillating around (7, 7) position
- Movement sequence so far: center → down → center → up → center
- Need to continue observing to see if pattern repeats

Frame 5: Blue cell at (6, 7), action: "noop"

- Blue cell moved UP from (7, 7) to (6, 7)
- Same position as frame 3
- Pattern emerging: (7,7) → (7,8) → (7,7) → (6,7) → (7,7) → (6,7)
- Seems to be cycling through positions around the center
- Need to continue to confirm full cycle pattern

Frame 6: Blue cell at (7, 7), action: "noop"

- Blue cell moved DOWN from (6, 7) to (7, 7)
- Back at center position again
- Clear oscillation pattern emerging around (7, 7)
- Positions cycle: (7,7) → (7,8) → (7,7) → (6,7) → (7,7) → (6,7) → (7,7)
- Seems to alternate between moving to adjacent cells and returning to center

Frame 7: Blue cell at (6, 7), action: "noop"

- Blue cell moved UP from (7, 7) to (6, 7)
- Continuing the established oscillation pattern
- Pattern confirmed: alternates between (7,7) center and adjacent positions
- Movement sequence: down to (7,8), back to center, up to (6,7), back to center, repeat

Frame 8: Blue cell at (5, 7), action: "noop"

- Blue cell moved UP from (6, 7) to (5, 7)
- New position - breaking the previous oscillation pattern around (7,7)
- Movement is continuing upward instead of returning to center
- Pattern might be evolving or following a longer trajectory
- Need to continue observing to understand the full movement pattern

Frame 9: Blue cell at (4, 7), action: "noop"

- Blue cell moved UP from (5, 7) to (4, 7)
- Continuing consistent upward movement
- Pattern has shifted from oscillation to linear upward movement
- Movement is along column 7, going from row 7 toward row 0
- Need to see if it reaches the boundary or changes direction

Frame 10: Large masked region appeared

- Masked area covers rows 2-9, columns 4-11
- Blue cell was last seen at (4, 7) moving upward
- Based on movement pattern, blue cell should be at (3, 7) which is within masked region
- This is likely the test region I'll need to predict
- Need to continue stepping through remaining frames before making prediction

Frame 11: Action "click 7 4" performed

- Click action on position (7, 4) which is within masked region
- Grid appearance unchanged (still masked)
- This suggests trajectory includes click actions on masked positions
- Need to track all click actions to understand final prediction
- Position (7, 4) is where blue cell should be based on upward movement pattern

Frame 12: Action "noop"

- Grid appearance unchanged (still masked)
- Following the click action from previous frame
- Need to continue observing to see full sequence of actions

---

Frame 13: Action "noop"

- Grid appearance unchanged (still masked)
- Continuing sequence after the click action
- Need to continue to see if there are more actions or if we reach the final prediction frame

Frame 14: Action "noop"

- Grid appearance unchanged (still masked)
- Continuing sequence of noop actions after the click
- Need to continue to see if we reach final frame or more actions occur

Frame 15: Action "click 8 7" performed

- Second click action within masked region at position (8, 7)
- Grid appearance unchanged (still masked)
- Two click actions so far: (7, 4) and (8, 7)
- Need to continue to see if there are more actions or if we reach final prediction frame

Frame 16: Action "noop"

- Grid appearance unchanged (still masked)
- Following the second click action from previous frame
- Two click positions recorded: (7, 4) and (8, 7)
- Need to continue to see if we reach final frame

Frame 17: Action "noop"

- Grid appearance unchanged (still masked)
- Continuing sequence after both click actions
- Two click positions recorded: (7, 4) and (8, 7)
- Need to continue to see if we reach final prediction frame

Frame 18: Action "noop"

- Grid appearance unchanged (still masked)
- Continuing sequence of noop actions
- Two click positions remain: (7, 4) and (8, 7)
- Need to continue stepping to find final frame with options

Frame 19: Action "click 8 7" performed again

- Third click action within masked region, second time clicking (8, 7)
- Grid appearance unchanged (still masked)
- Click count: (7, 4) clicked once, (8, 7) clicked twice
- Need to continue to see if there are more actions or final frame

Frame 20: Action "noop"

- Grid appearance unchanged (still masked)
- Following the repeated click on (8, 7)
- Click count remains: (7, 4) clicked once, (8, 7) clicked twice
- Need to continue to see if we reach final frame with prediction options

Frame 21: Action "noop"

- Grid appearance unchanged (still masked)
- Continuing sequence of noop actions after second click on (8, 7)
- Click positions tracked: (7, 4) clicked once, (8, 7) clicked twice
- Need to continue stepping to reach final prediction frame

Frame 22: Blue cell appears at (8, 1)!

- First visible change since masked region appeared
- Blue cell is outside masked region at position (8, 1)
- Shares x-coordinate with clicked position (8, 7)
- This suggests click actions in masked region have effects outside it
- Need to continue to see if blue cell moves or if more changes occur

Frame 23: Second blue cell appears at (9, 1)!

- Now two blue cells: (7, 1) and (9, 1)
- Both at same row (y=1), different columns
- X-coordinates 7 and 9 relate to clicked positions (7, 4) and (8, 7)
- Pattern emerging: clicks in masked region create blue cells outside at row 1
- Possible transformation: x-coord preserved/shifted, y-coord becomes 1

Frame 24: Blue cell configuration changed dramatically

- Only one blue cell visible at (7, 0)
- Previous frame had two blue cells at (7, 1) and (9, 1)
- Blue cell at (7, 1) moved up to (7, 0)
- Blue cell at (9, 1) disappeared
- Pattern suggests upward movement and possible disappearance conditions

Frame 25: Blue cell moved to (8, 0)

- Blue cell moved from (7, 0) to (8, 0) - horizontal movement at top row
- Position (8, 0) aligns with x-coordinate of clicked position (8, 7)
- Movement pattern: vertical upward, then horizontal alignment
- Need to continue to see if blue cell continues moving or trajectory ends

Frame 26: New configuration with two blue cells

- Blue cell at (8, 1) - moved down from (8, 0) in previous frame
- Blue cell at (11, 5) - new appearance at edge of masked region
- Blue cells seem to be materializing and moving in relation to earlier click actions
- Need to continue to see if more blue cells appear or if masked region reveals more content

Frame 27: More blue cells appearing at masked region boundary

- Blue cell at (9, 1) - moved right from (8, 1)
- Blue cell at (11, 2) - new at right edge of masked region
- Blue cell at (11, 4) - another new at right edge of masked region
- Pattern: blue cells emerging at column 11 (right edge of mask) at various rows
- Movement continues for existing blue cells

Frame 28: Blue cell movements and new appearances

- Blue cell at (10, 1) - moved right from (9, 1)
- Blue cell at (12, 1) - new appearance at column 12
- Blue cell at (12, 3) - moved from (11, 2), shifted right and down
- Pattern: continued rightward movement and generation
- Some blue cells disappearing (the one at (11, 4) is gone)

---

Final analysis:

- Masked region is 8x8 (rows 2-9, cols 4-11)
  - Click actions at (7,4) and (8,7) translate to (3,0) and (4,3) in masked region
  - Option 0 has blue cells positioned consistently with click pattern
  - Other options either too sparse, too dense, or misaligned with observed clicks
-

