
(UN)FAIR MISTAKES ON SOCIAL MEDIA: HOW DEMOGRAPHIC CHARACTERISTICS INFLUENCE AUTHORSHIP ATTRIBUTION

Jasmin Wyss
Ruhr University Bochum
 jasmin.wyss@rub.de

Rebekah Overdorf
Ruhr University Bochum
Research Center Trustworthy Data Science
and Security in University Alliance Ruhr
 rebekah.overdorf@rub.de

ABSTRACT

Authorship attribution techniques are increasingly being used in online contexts such as sock puppet detection, malicious account linking, and cross-platform account linking. Yet, it is unknown whether these models perform equitably across different demographic groups. Bias in such techniques could lead to false accusations, account banning, and privacy violations disproportionately impacting users from certain demographics. In this paper, we systematically audit authorship attribution for bias with respect to gender, native language, and age. We evaluate fairness in 3 ways. First, we evaluate how the proportion of users with a certain demographic characteristic impacts the overall classifier performance. Second, we evaluate if a user’s demographic characteristics influence the probability that their texts are misclassified. Our analysis indicates that authorship attribution does not demonstrate bias across demographic groups in the closed-world setting. Third, we evaluate the types of errors that occur when the true author is removed from the suspect set, thereby forcing the classifier to choose an incorrect author. Unlike the first two settings, this analysis demonstrates a tendency to attribute authorship to users who share the same demographic characteristic as the true author. Crucially, these errors do not only include texts that deviate from a user’s usual style, but also those that are very close to the author’s average. Our results highlight that though a model may appear fair in the closed-world setting for a performant classifier, this does not guarantee fairness when errors are inevitable.

1 Introduction

Pseudonymous social networks, such as Reddit, Discord, and Telegram, differ from social networks like Facebook in that the majority of users do not display their real names. Reddit¹ and Discord² explicitly allow for accounts with no real name associated with them, and Telegram recently updated its account creation protocol to allow for anonymous accounts Shakir [2025]. Because no tie to a real-world identity is required to be publicly visible, users on these platforms have some expectation of anonymity.

Authorship attribution, an application of stylometry, undermines the pseudonymous protections that users rely on for privacy and anonymity. In the same way that users can leverage anonymity for malicious (e.g., harassment, disinformation) or constructive (e.g., peer support on sensitive topics, whistleblowing) purposes, authorship attribution can be applied in both harmful and protective ways. Platforms or moderators can use stylometry to strengthen

platform safety and enforce platform policies and rules by finding sock puppet accounts Sakib and Spezzano [2022], detecting coordinated malicious accounts Kireev et al. [2025], and linking malicious users across platforms Afroz et al. [2014]. However, stylometry can also be used to deanonymise genuine users Alonso-Fernandez et al. [2021]. For example, anonymous comments about users’ own negative experiences working for a company or organisation are common on Reddit and are often voted to the top of comment threads. The target of such a comment could use stylometry to determine which of their employees authored the comment. Similarly, because Reddit posts can contain sensitive information Brown et al. [2018], another user who suspects that the author of such a post is someone they know could employ stylometry to confirm their suspicion.

This dual-use nature of stylometry makes it especially important to study its biases and shortcomings. When used maliciously, understanding the weaknesses can help in

¹<https://redditinc.com/privacy>

²<https://discord.com/safety/identity-authenticity-policy-explainer>

building better defences to protect user anonymity. When used for protective purposes, understanding the weaknesses helps us in better interpreting the results. For example, if the sockpuppet detection mechanism is prone to falsely identifying accounts based on topic-similarity, this would need to be mitigated and addressed in the interpretation of the results. Especially in cases where the classes are imbalanced, good performance metrics, such as high F1 or high accuracy, are not enough. It is crucial to test the mechanisms for biases and third variable influences. We draw from the structures of pseudonymous social networks and design three approaches to test if there is bias in authorship attribution.

First, we vary the proportion of users from different demographic backgrounds in the training data and evaluate the impact on the classification score. This reflects the real-world conditions on social networks where users are not necessarily evenly distributed by their demographic traits. If, e.g., a high percentage of non-native English speakers in the suspect set negatively impacts classification performance, it would follow that a gaming channel on Discord dominated by users from Southeast Asia would have a lower detection rate for sockpuppet accounts. On Reddit, subreddits like *r/europe*, where many users are not native English speakers but most posts and comments are in English, would be similarly impacted.

Second, we examine who is impacted by the errors. For this, we compare the misclassification rates across different demographic groups. Consider a subreddit focused on domestic abuse where most of the users are women. If women are more likely to be correctly classified than men, this would cause more women to be subject to successful deanonymization attacks on their sensitive posts.

Finally, we evaluate if demographic characteristics influence the errors made when the true author is removed from the suspect set, thereby forcing the classifier to choose an incorrect author. This allows for an examination of the influence of demographic characteristics on writing style without measuring the consistency of a user’s writing style. Users do not always write using a consistent style (e.g., emotional posts, new topics). As such, many of the comments that are misclassified in the previous methods are samples in which the author’s style diverges most from their normal style.

1.1 Contributions

- We systematically evaluate the fairness of authorship attribution and show that:
 - The demographic makeup of a set does not impact the overall classifier performance.
 - The demographic characteristics of a user do not impact the probability that their text is misclassified.
 - In a forced classification setting where the true author is not present, the demographic characteristics do impact who is falsely accused.

- We present a new methodology, *forced misclassification*, to systematically evaluate which users are falsely accused based on their demographic characteristics when the true author is not present in the training data.
- Further, we adapt fairness metrics from the literature into the setting of authorship attribution on social media.
- We present a novel data collection methodology that combines the Reddit and Wayback Machine APIs for mining relevant Reddit threads. Using this combined approach, we were able to collect at most 2,071% more threads versus using the Reddit API alone.

2 Related Work

Authorship Attribution or Verification Stylometry applied to text from multiple accounts on the same platform can be used to deanonymise users or to identify sockpuppet clusters Weerasinghe et al. [2022]. Being able to detect accounts held by the same person allows for better mitigation strategies as well as an understanding of manipulative behaviour. On Wikipedia, identifying sockpuppets helps prevent interest groups from influencing the narrative Sakib and Spezzano [2022], Raszewski and de Kock [2025]. Writing style can also be used to link users across platforms Xu and Fung [2025], for example, to deanonymise accounts on dark web forums by linking them to clear-web accounts Arabnezhad et al. [2020].

Topic and other biases Previous work has already explored the importance of one important confounding factor on authorship classification performance: topic. Features used in stylometry have long been categorised in terms of how much style as opposed to content they appear to encode Abbasi and Chen [2008], Stamatatos [2009]. The actual impact of topic has been studied in a variety of ways. For example, Weerasinghe et al. [2022] use feature analysis to ensure the most important features are not purely topic related. Sari et al. [2018] perform an ablation study to highlight the importance of content-encoding features for stylometry. Finally, Wang et al. [2023] tested the transformer-based LUAR-Model Rivera-Soto et al. [2021] for its capacity to encode writing style distinct from content. All three show that topic is an important confounding factor to consider.

Other work focuses on influences on writing style, such as genre/domain Bartelds and de Vries [2019], Barlas and Stamatatos [2020] or the dependency on artefacts in a given corpus Bevendorff et al. [2019], Murauer and Specht [2021]. Most of these papers do not frame the influence of topic, genre/domain or corpus artefacts as a question relating to bias as understood in the fairness literature, but as a threat to the validity of the technique.

To the best of our knowledge, no work has analysed the influence of authors’ demographic characteristics on authorship attribution or verification. However, there have been attempts to predict demographic characteristics such as age and gender based on text Santosh et al. [2013],

Piot-Perez-Abadin et al. [2021]. These profiling classifiers generally overfit on the domain they were trained on Chen et al. [2024]. To facilitate further investigations into the biases of authorship profiling and authorship obfuscation, Emmery et al. [2024] collected a dedicated Reddit dataset (SOBR) for researchers.

3 Datasets

While many social media datasets contain authorship information, none are apt for our task. Most existing datasets lack demographic characteristics, and those that do use unreliable proxies, such as first names, for gender. The SOBR dataset Emmery et al. [2024] provides texts labelled by author, gender and age, but not native language.

To better study how a user’s demographic characteristics affect authorship attribution made with Reddit data, we collect our own purpose-built dataset. For our experiments, we need a large number of users who 1) self-declare either their native language, their gender, or their age and 2) have written a sufficient number of long comments for a classification to be viable.

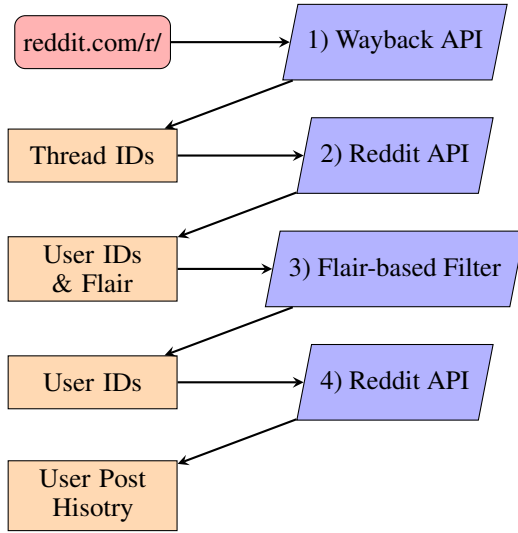


Figure 1: Diagram of our data collection methodology. The left column indicates the input and output of each step, and the right column indicates the process used at each step.

3.1 Data Collection

To gather such a dataset at scale, we developed a novel data collection methodology that combines the Wayback API archive.org³ and the Reddit API⁴.

The Reddit API only returns the 1k most recent threads for a particular subreddit. However, if queried directly with a *thread_id* that is older than this imposed limit, the Reddit

API returns the requested resource. This is the mechanism we use to collect more data by using the Wayback API.

Our collection methodology is illustrated in Figure 1. At a high level, we collect data by first finding subreddits where users publicly share their demographic information in their user *flair*, a subreddit-specific tag that is displayed next to the username. Then, we collect as many *thread_ids* from posts in these subreddits using the Wayback API. Using the Reddit API, we subsequently collect all *user_ids* of users who participated in those threads, including their relevant *flair* (e.g., age), and finally, we collect the post history of each user whose flair identified them as being a member of one of the demographic groups we wanted to study. Using this methodology, we collect three different datasets.

Native Language The first dataset consists of users of r/languagelearning, a subreddit dedicated to language learning. We reduce the rather complex flairs available in this community into their native language and, if available, their English skill. In total, we were able to collect 411 authors suitable for our experiments, 161 of whom indicate being native English speakers and 250 indicate being non-native English speakers. The majority of non-native English speakers indicate a high level of proficiency in English.

Gender The Gender dataset is collected from five advice subreddits where the goal is to ask questions to people of a specific gender (r/askmen, r/askwomen, r/asktransgender, r/askmenover30, r/askwomenover30), two subreddits focused on transgender issues (r/mtf, r/ftm), and two others (r/twoXindia, r/sexover30). Based on the flair conventions in the largest of these subreddits at the moment of collection, we categorised people into three categories: woman, man, and trans*. There is no way of knowing whether somebody choosing a flair was describing their sex or their gender, especially because of varying subreddit conventions; thus, what we call gender here is a proxy variable that could indicate both. To avoid assigning users labels that they would not use to self-describe if based on their flairs, multiple labels could be assigned using our parsing; we remove the users from our dataset. A total of 6,982 users met our data requirement, of which 1,149 describe themselves as "trans*", 2,842 self-identify as "man", and 2,991 self-identify as "woman".

Age We collected the third dataset from seven subreddits focused on generation-related topics (r/generationology, r/BabyBoomers, r/GenX, r/Xennials, r/Milenials, r/Milenials, r/Zillennials). We do not assign a user a generation based only on their participation in that generational subreddit, since users are free to comment in subreddits of different generations. We instead use flair to assign users to a generation, since in all but the Millennial subreddits, the flair indicates the user’s year of birth. Our dataset has fewer Millennial users due to the more ambiguous flair

³https://archive.org/help/wayback_api.php

⁴<https://www.reddit.com/dev/api/>

conventions found on those subreddits. We run our experiments on a generational basis. We compare users with a year of birth between 1968 and 1972, associated with the Generation X (GenX), to users born between 1999 and 2003, attributed to the Zoomer (GenZ) generation. We chose these two generational subsets because we had more than 160 users for each generation within this timespan, and all inter-generational age differences are larger than the intra-generational ones.

Data Preprocessing We perform all our experiments at a comment-by-comment level. Before using the comments, we strip them of emojis, Reddit quotations and URLs. Furthermore, we determine the language they are written in using polyglot Al-Rfou [2015] and only retain comments written in English. In all our experiments, we train with between 4,950 and 5,050 words worth of comments that are at least 128 words long. We based this decision on tests with shallow classifiers, where our goal was “good-enough” classification with the least training data available. We use 10 comments of a minimal length of 128 words for testing. To mimic a real-world setting, we use a user’s oldest texts for training and use their newer texts for testing.

4 Classification Scheme

We evaluated a variety of authorship attribution schemes to determine the best-performing model (see Appendix). A reduced version of the *writprints* features described by Abbasi and Chen [2008] in combination with Logistic Regression (logR) achieved the best results. The results displayed in the following three experiments use this combination. However, to corroborate our results, we also ran the experiment with a logistic Regression in combination with normalised character-n-grams. We noted no difference in the result, except for a decrease in classifier performance. Furthermore, we tested different machine learning algorithms in combination with the two aforementioned feature sets on the native language dataset, again with the same overarching results presented in the following sections.

5 Impact of Demographic Characteristics on Classifier Performance

5.1 Experimental Setup

We first assess how the composition of demographic characteristics in the suspect set impacts the performance of authorship attribution.

For this, we vary what we refer to as *suspect set composition*, i.e., the proportion of users with one demographic characteristic (dc) compared to users with another demographic characteristic ($\neg dc$). For each $k \in \{1, \dots, n\}$, we run the same experimental setup for all possible suspect sets of size $n \in \{2^2, 2^3, 2^4\}$ of k authors with characteristic dc and $n - k$ authors with characteristic $\neg dc$.

If the suspect set composition impacts the classification accuracy, we would expect the accuracy to increase or decrease with the number of native speakers in the suspect set. That is, if a suspect set with more, e.g., women in it, performed worse than one with more men in it, we could conclude that the proportion of women in the suspect set does impact classifier performance. If the performance does not decrease or increase, we can conclude that the suspect set composition does not affect the classifier’s performance.

We evaluate the relationship between classifier performance and suspect set composition using the first-order polynomial resulting from a linear regression. The latter is computed on the chosen performance metric (accuracy or F1) over the number of authors with characteristic dc in the suspect set. This is illustrated with an example in Figure 2.

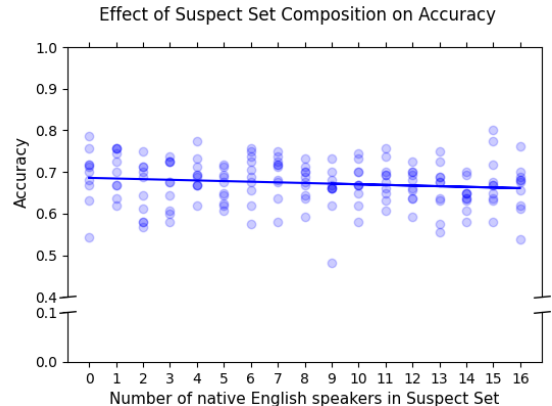


Figure 2: The first-order polynomial predicting a classifier’s accuracy based on the native language composition of the suspect set. The points represent the classification accuracy of 10 experiments for each suspect set composition (0 native speakers/16 non-native speakers to 16 native speakers/0 non-native speakers), and the line represents the linear regression result. The slope of the line is almost horizontal. This indicates visually that the performance is not influenced by this type of suspect set composition. Furthermore, the line is well-centred in the point clouds, indicating that it accurately describes the data.

We use two metrics to evaluate the linear regression: the mean-squared error (MSE) to assess how well the slope fits the data and the coefficient of determination (R^2) to determine how well the equation explains the observed variation. The closer the former is to zero, the better the slope fits the data; the closer the latter is to one, the better the suspect set composition explains the observed variability in the performance metric. For a given suspect set composition, we generate 10 different suspect sets with no overlap in authors.

	Experiment Setup			Regression Metrics				
	dc	$\neg dc$	# Users	y-intercept	slope	mse	R^2	
Age	GenX	GenZ	4	0.83	-0.02	0.01	0.05	
	GenX	GenZ	8	0.82	-0.01	0	0.14	
	GenX	GenZ	16	0.76	-0.01	0	0.19	
Gender	F	T	4	0.89	-0.01	0.01	0.03	
	F	T	8	0.79	0	0	0	
	F	T	16	0.72	0	0	0.04	
	M	F	4	0.8	0.02	0.01	0.1	
	M	F	8	0.78	0	0	0	
	M	F	16	0.7	0	0	0	
	M	T	4	0.82	0.02	0.01	0.07	
	M	T	8	0.8	0	0.01	0.01	
	M	T	16	0.73	0	0	0.04	
Native Lang.	$\neg N$ Lang. Selection							
	N	$\neg N$	Random NL	4	0.86	-0.01	0.01	0.02
	N	$\neg N$	Random NL	8	0.76	0	0.01	0
	N	$\neg N$	Random NL	16	0.69	0	0	0.02
	N	$\neg N$	Shared NL	4	0.84	0	0.01	0
	N	$\neg N$	Shared NL	8	0.77	0	0.01	0.03
	N	$\neg N$	Shared NL	16	0.67	0	0	0.01

Table 1: This table describes the first-order polynomial resulting from a linear regression, where, based on the number of dc in the suspect set (x), we predict the accuracy (y). The compared demographic factors are listed in the columns dc and $\neg dc$. The y-intercept (y-int) describes the mean value for the accuracy [y], whereas the slope describes the steepness of the line. The regression quality is evaluated using the mean squared error (mse) and R^2 . The # Users column indicates the number of authors in the suspect set. The $\neg N$ Lang. Selection column indicates whether the non-native authors in the experimental setup necessarily share a native language *Shared NL* or not *Random NL*. The slopes of every experiment are near zero, indicating that the suspect set composition has no impact on the classifier’s performance.

5.1.1 Results

Table 1 shows the slopes, y-intercepts, and evaluation metrics describing the first-order polynomials for different suspect set sizes and different demographic factors. The slope, the mse , as well as the R^2 , are all close to zero. This indicates that there is little to no influence of age, gender, or native language on classification, as the regression line is consistently horizontal. Furthermore, this horizontal line fits the data well, but there are other variables influencing the variability of the observed data.

6 Equity of Odds

6.1 Experiment Setup

In this experiment, we determine how a user’s demographic characteristic influences the probability that their text is misclassified. The fairness literature refers to this metric as *equity of odds* or *predictive parity* Barocas et al. [2023]. Fairness is achieved for this metric if all groups of a pop-

ulation have the same probability of having a positive or negative classification outcome Dieterich et al. [2016].

In our case, a positive outcome is a correct classification, and a negative outcome is a misclassification. We test the equality of odds by comparing the probability distributions of a text of an author being misclassified, given their demographic characteristic, which is noted as: $P(mis|dc) = P(mis \cap dc)/P(dc)$. In this notation, the fairness criteria translates to $P(mis|dc) \approx P(mis|\neg dc)$. We evaluate whether these distributions are statistically significantly different using a two-sided Wilcoxon Ranksum Test as implemented by Virtanen et al. [2020].

The null hypothesis of this test is that the observed samples, in our case, the probabilities, are drawn from the same distribution. If the hypothesis is rejected with a given p-value, it is a clear indication that the underlying distributions are not the same for the said threshold. However, if the Null hypothesis is not rejected, this only indicates that the underlying probability distribution might be the same, not that it necessarily is. We choose this non-parametric

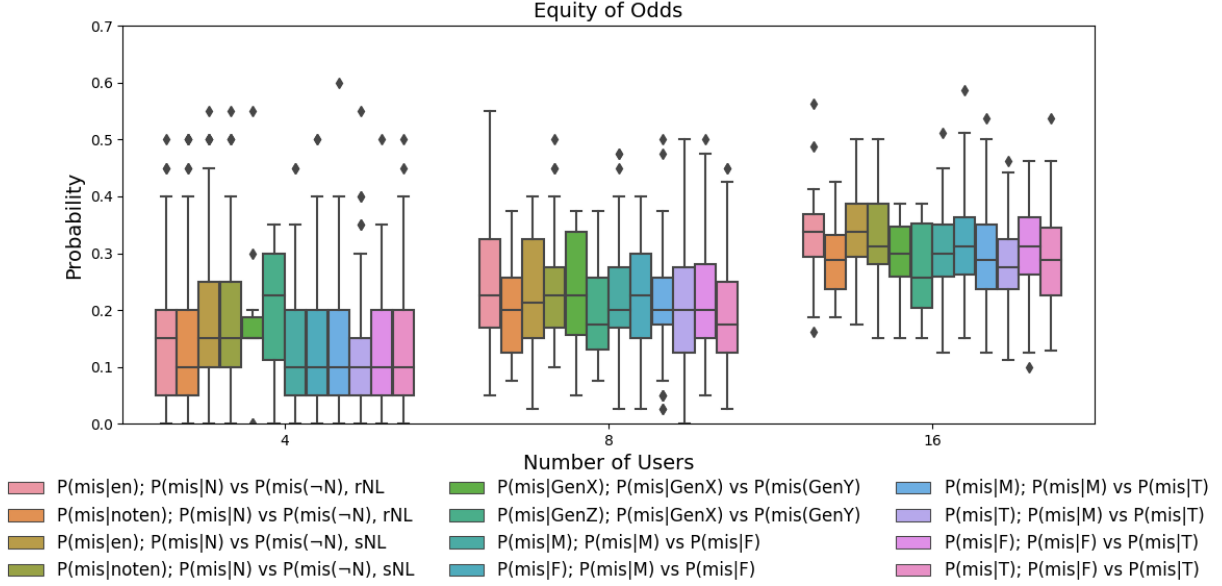


Figure 3: Boxplots showing the probability distributions of being misclassified depending on your demographic characteristic. This figure recombines multiple experiments; the different shades are labelled by the probability followed by the experimental setup. For the native language experiment, we run two experiments: *sNL*, where non-native authors share a native language, and *rNL*, where the non-native authors are randomly chosen.

test because it makes minimal assumptions about the underlying probability distribution; for example, it does not require a normal distribution, and it works with small and differently sized sample groups. We tested whether the probabilities we compared are normally distributed using the Shapiro-Wilk test, and while some sample sets passed the test, not all of them did; thus, using a statistical test that requires normality is not an option. The Wilcoxon Rank Sum Test requires that the compared sets of samples are independent, which we can guarantee. We test this in a setting where the prior probability of the assignment of a demographic characteristic is random chance.

6.2 Results

The probability distributions of being misclassified given a specific demographic characteristic dc are largely equivalent between dc and $\neg dc$. This can be seen in Figure 3, where the results of the experiments for gender, native language and age are displayed. The p-values from the Wilcoxon Ranksum comparing a $P(mis|dc)$ to $P(mis|\neg dc)$ are above the threshold of 0.05. Thus, the null hypothesis of the samples originating from the same distribution cannot be rejected. This indicates that in our datasets, an author’s demographic characteristics do not influence the rate at which their text is misclassified.

7 Forced-Misclassification

In previous experiments, we only considered misclassifications as they occur in a closed-world setting. In these

experiments, errors are relatively rare, and those that do occur are mostly explained by atypical deviation in the writing style of the author. For example, a user might employ a formal tone on *r/AskHistorians*, but a more informal tone on *r/aww*, and a more combative tone on *r/Politics*.

The forced misclassification setting highlights the expected behaviour of supervised machine learning models: test samples that are close to training samples in a way that is distinct from other authors are correctly classified, while those that deviate from the training data are more likely to be misclassified. To illustrate this with an example, we chose at random an experimental setup from the previous sections (Male/Female, 4 users) and measured the cosine distance from the mean training vector to each of the testing samples. The closer the cosine distance is to 0, the more similar the two compared vectors are. Unsurprisingly, we find that the misclassified samples have an average distance of 0.95 from the average training vector, and the correctly classified samples are much closer, with an average distance of 0.84.

Because we want to study the influence of confounding demographic factors on mistakes, we eliminate the influence of a user’s deviation from the following experiment. To this end, we perform the following experiment in a setting we refer to as *forced misclassification*. In this setting, the true author of the tested comment is not in the training data of the classifier. The forced-misclassification setting differs slightly from the open-world setting found in the literature. We do not test the classifier on some labels that are in the training set and some that are not. We want to establish if

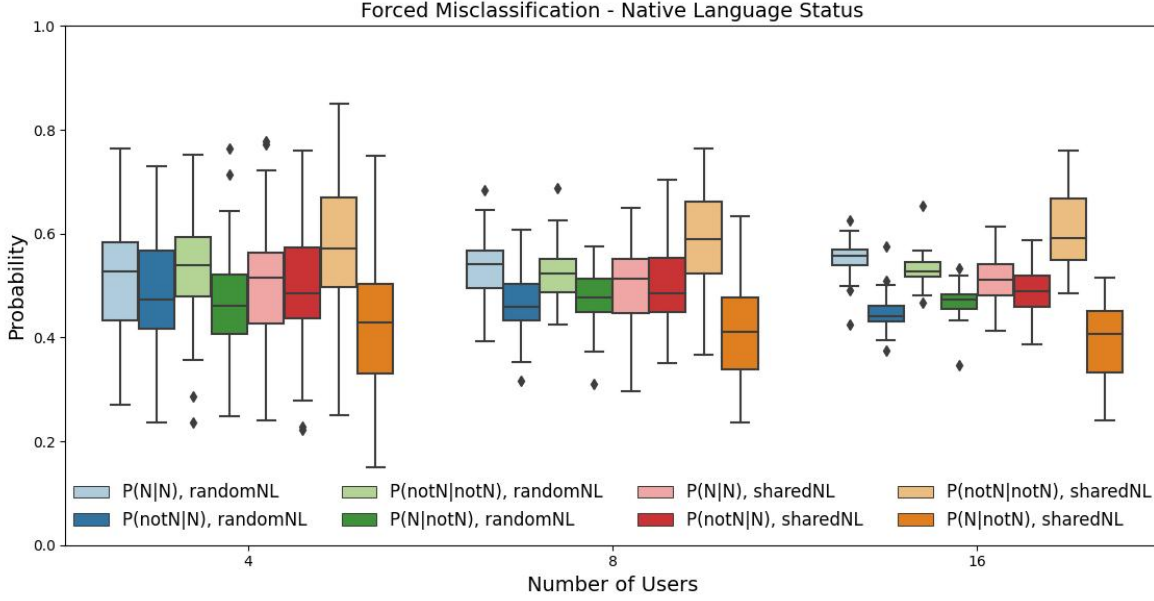


Figure 4: Boxplots displaying the probability distribution of intra- and inter-native language assignment for different native languages. N stands for native English speaker, $\neg N$ stands for non-native English speaker. In the experiment setting *randomNL*, non-native authors are randomly chosen, as opposed to the experiment setting *sharedNL*, where non-native authors have a common native language.

users who share a demographic characteristic with the true author write in a similar style, thus systematically get mistaken for each other. To gain insight into the influence of the demographic characteristic on the classification in this setting, we compare the following probability distributions: The probability that an author who shares the demographic characteristic with the true author gets assigned the text $P(dc|dc)$. We refer to this as an intra-status assignment. The probability that an author with a different demographic characteristic is assigned the text, $P(dc|\neg dc)$, we call this an inter-status assignment. We test this in a setting where the prior probability of the assignment of a demographic characteristic is random chance.

7.1 Native Language

Figure 4 displays the probability distributions for 4, 8, and 16 classes. In the experiment setting where the non-native authors are randomly chosen (the green and blue boxplots in Figure 4 and the Wilcoxon Rank Test results in Table 2a), intra-status assignments of text occur at a higher rate for non-native speakers than inter-status assignments. For native speakers, intra-status assignments occur at higher rates for a suspect set size of 8 and 16 users. For 4 users, the hypothesis that intra- and inter-status assignments occur at the same rate cannot be rejected. The rates of intra-status assignments for native and non-native speakers for a suspect set size of 4 or 8 users are similar. However, for 16 authors, the distributions are statistically significantly different. The same is true for the rates of inter-status assignment.

For the setup where non-native authors share a native language (the orange and red boxplots in Figure 4 and the Wilcoxon Rank Test results in Table 2b), the results are different. The rates of intra-status assignments for texts of native and non-native speakers are statistically significantly different, independent of suspect set size. The same is true for inter-status assignments and the comparison between intra- and inter-status assignments for texts of non-native authors. For native authors, intra- and inter-status assignments for texts occur at different rates for a suspect set of 16 authors. For a suspect set size of 4 or 8, the Wilcoxon Rank Sum Test does not reject the null hypothesis, thus the probability distributions might be the same.

In brief, for sock-puppet detection on a subreddit like *r/europe*, where it is known that non-native authors have a diverse set of native languages, the classifier would behave similarly for native and non-native authors. However, on a subreddit where it is assumed that non-native authors all share a native language, the tendency of the classifier to make intra-status assignments is higher for non-native authors as compared to native authors.

7.2 Gender

Intra-status assignments occur at similar rates for different genders. The same is true for inter-status assignments. This can be seen in Figure 5 by comparing $P(M|M)$ to $P(F|F)$ and $P(F|M)$ to $P(F|M)$. This is confirmed by the Wilcoxon Rank Sum results, where for these comparisons the Null-hypothesis is not rejected (Table 2c).

Users	Group		p-value	
	1	2	<0.05	<0.01
4	$P(\neg N \neg N)$	$P(N \neg N)$	True	True
4	$P(N N)$	$P(\neg N N)$	True	False
4	$P(N \neg N)$	$P(\neg N N)$	False	False
4	$P(N N)$	$P(\neg N \neg N)$	False	False
8	$P(\neg N \neg N)$	$P(N \neg N)$	True	True
8	$P(N N)$	$P(\neg N N)$	True	True
8	$P(N \neg N)$	$P(\neg N N)$	False	False
8	$P(N N)$	$P(\neg N \neg N)$	False	False
16	$P(\neg N \neg N)$	$P(N \neg N)$	True	True
16	$P(N N)$	$P(\neg N N)$	True	True
16	$P(N \neg N)$	$P(\neg N N)$	True	True
16	$P(N N)$	$P(\neg N \neg N)$	True	True

(a) **Native Language:** Non-English-native suspects do not necessarily have the same native language

Users	Group		p-value	
	1	2	<0.05	<0.01
4	$P(\neg N \neg N)$	$P(N \neg N)$	True	True
4	$P(N N)$	$P(\neg N N)$	False	False
4	$P(N \neg N)$	$P(\neg N N)$	True	True
4	$P(N N)$	$P(\neg N \neg N)$	True	True
8	$P(\neg N \neg N)$	$P(N \neg N)$	True	True
8	$P(N N)$	$P(\neg N N)$	False	False
8	$P(N \neg N)$	$P(\neg N N)$	True	True
8	$P(N N)$	$P(\neg N \neg N)$	True	True
16	$P(\neg N \neg N)$	$P(N \neg N)$	True	True
16	$P(N N)$	$P(\neg N N)$	False	False
16	$P(N \neg N)$	$P(\neg N N)$	True	True
16	$P(N N)$	$P(\neg N \neg N)$	True	True

(b) **Native Language:** Non-English-native suspects all share the same native language

Users	Group		p-value	
	1	2	<0.05	<0.01
4	$P(M M)$	$P(F F)$	False	False
4	$P(F M)$	$P(M F)$	False	False
4	$P(M F)$	$P(F F)$	True	True
4	$P(F M)$	$P(M M)$	True	True
8	$P(M M)$	$P(F F)$	False	False
8	$P(F M)$	$P(M F)$	False	False
8	$P(M F)$	$P(F F)$	True	True
8	$P(F M)$	$P(M M)$	True	True
16	$P(M M)$	$P(F F)$	False	False
16	$P(F M)$	$P(M F)$	False	False
16	$P(M F)$	$P(F F)$	True	False
16	$P(F M)$	$P(M M)$	True	False

(c) **Gender**

Users	Group		p-value	
	1	2	<0.05	<0.01
4	$P(X X)$	$P(Z X)$	True	False
4	$P(Z Z)$	$P(X Z)$	False	False
4	$P(Z Z)$	$P(X X)$	False	False
4	$P(Z X)$	$P(X Z)$	False	False
8	$P(X X)$	$P(Z X)$	True	True
8	$P(Z Z)$	$P(X Z)$	True	False
8	$P(Z Z)$	$P(X X)$	False	False
8	$P(Z X)$	$P(X Z)$	False	False
16	$P(X X)$	$P(Z X)$	True	True
16	$P(Z Z)$	$P(X Z)$	True	True
16	$P(Z Z)$	$P(X X)$	False	False
16	$P(Z X)$	$P(X Z)$	False	False

(d) **Generation:** $X = \text{GenX}$, $Z = \text{GenZ}$

Table 2: Summary of the Wilcoxon Rank Sum test results. The Group column lists the compared probability distributions. N stands for native English speakers, $\neg N$ stands for non-native English speakers. The p-value columns describe whether the p-values are below a given threshold. Statistically significant differences are put in bold. The Users column lists the number of authors in the training set.

For both women and men, intra-status assignments occur at statistically significantly higher rates than inter-status assignments. I.e., text from a woman has a higher likelihood of being assigned to another woman rather than to a man. However, this only holds for a suspect set size of 16 if we use a less strict cut-off for statistical significance of $p\text{-value} < 0.05$ (see Table 2c).

7.3 Age

Intra-status assignments occur at similar rates for different generations. The same is true for inter-status assignments. This can be seen in Figure 6 and is confirmed by the Wilcoxon Rank Sum results (see Table 2d).

When comparing the intra- and inter-generational assignments, the results differ depending on the number of users

(see Table 2d). For a suspect set size of 16 authors, the intra- and inter-generational assignments occur at different rates. The text has a statistically significant tendency to be assigned to an author of the same generation. For a suspect set size of 8 authors, the same is true, except with the caveat that for authors belonging to GenZ, this is only the case with the less strict significance cut-off $p\text{-value} < 0.05$. In contrast, for the suspect set size of 4, this pattern of statistical significance is no longer given.

8 Discussion

In a closed-world setting, our results do not indicate any influence of demographic factors on authorship attribution. In our first experiment, we studied the impact of the demographic composition of the training data on classifier

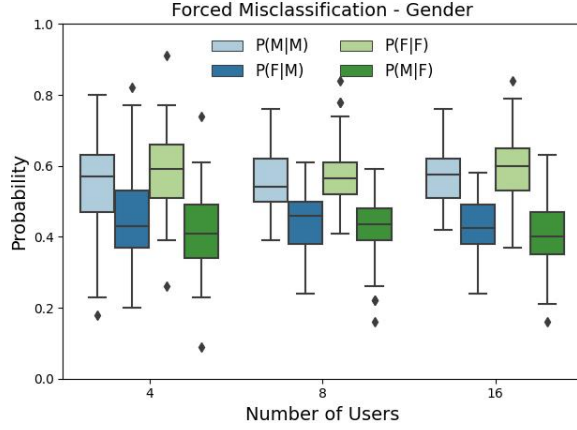


Figure 5: The probability distributions of intra- and inter-gender assignments for different genders.

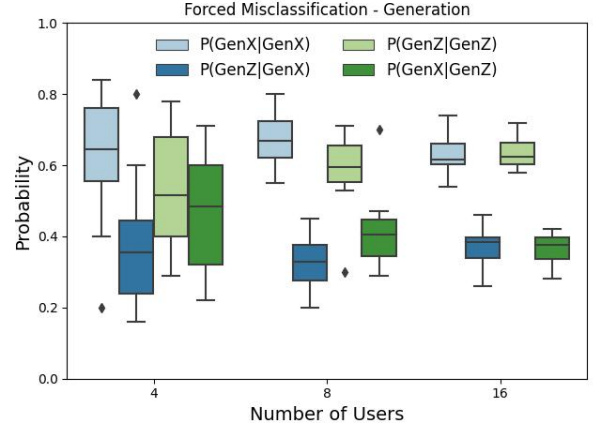


Figure 6: Boxplots of displaying the probability distributions of intra- and inter-generation assignment.

performance. Our results show that the diversity of the training set with regard to gender, age or native language does not impact the performance of authorship attribution.

Therefore, when building an authorship attribution-based classifier, for example, to link sockpuppet accounts on Reddit, there is no performance incentive to pay attention to the demographic makeup of the authors in the training set. It works equally well regardless of the demographic makeup of the suspect set. However, these results also indicate that demographic traits do not provide any natural cover for any users. For example, native English speakers are just as easy to deanonymise as non-native English speakers.

In the second experiment, we study the equity of odds: whether a user’s demographic trait affects the rate at which their text is misclassified. Our results indicate that the weight of misclassification is not disproportionately carried by one group. In other words, no particular demographic group that we studied would be disproportionately impacted by model errors in automated moderation using authorship attribution *in the closed-world setting*. At the same time, these results also indicate that such demographic factors cannot aid in building defences against authorship attribution attacks on forms of legitimate anonymity (e.g., whistleblowing). They also signal that everyone is equally vulnerable to an attack against their anonymity.

In our third experiment, we studied whether the demographic characteristic of the true author influences to whom a text is misattributed. Because the mistakes made in the closed world setting are influenced by an author deviating from their own normal style, we study mistakes made in the (forced misclassification) setting. We present the classifier with text from users not in the training data, then measure at what rate the text gets attributed to users who share the demographic trait of interest with the true author. In this setting, we observe a tendency to assign text to users who share demographic characteristics with the true author of the text. For non-native authors, this is dependent on the experimental setup; if in the training data users

have a diverse set of native languages, this effect is less pronounced than if all non-native authors share a native language. These results show that even though the classifier performance is not impacted by demographic characteristics and the burden of errors is not on a particular subgroup *in the closed-world setting*, there still can be bias in the model. Because this experiment relies on forcing misclassifications, it more closely mimics an open-world setting. This setting is much more realistic in the context of social networks, as the suspect set is rarely known.

In the context of using authorship attribution, this means that false positives can be unequally distributed among users who share a demographic trait with the malicious account.

Overall, our tests indicate that authorship attribution is fair and robust under closed-world settings with regard to the tested demographic characteristics. This may be because text misclassified in a closed-world setting is, by definition, a deviation from the author’s normal writing style. Therefore, their demographic trait might not have as much of an impact on the classification. However, when we force the classifier to make an error by removing the true author from the training set, we are able to evaluate all samples, regardless of their closeness to the author’s average writing style. In this setting, we find that there is a statistically significant influence of the demographic characteristic.

8.1 Threats to validity

Self-reported labels and proxy labels Self-reported labels are useful because they allow a user to self-identify their demographics. However, they come with two notable drawbacks. First, nothing prevents users from lying in their flairs, thus poisoning our dataset. Second, as is made clear in our gender label, some terms can have multiple meanings. For instance, words some people use for gender are used by others to describe their sex. When we see the flairs,

we cannot be sure which way the user meant the flair; thus, we are only able to measure a proxy variable.

Generalizability Reddit’s user demographic is not representative of the population at large, and the text written on Reddit follows platform and subreddit-specific conventions. While we control for one demographic characteristic at a time, the other demographic characteristics in our experiments are influenced by Reddit’s user base. Furthermore, we only perform our experiments on English text.

Selection Bias Our experimental setup requires authors to have at least 6,280 words worth of comments written in English. This criterion was met by users who are active in a variety of subreddits over a relatively long period of time (on average, one to two years). Thus, our suspect sets are mainly composed of long-term Reddit users. We also assume the main account associated with a puppet-master would also be rather prolific, and thus meet our text requirement and appear in our dataset.

Especially when it comes to native language, our preprocessing has an impact on the type of users selected in our dataset. The minimum amount of text required selected for users with a high English language skill.

Intentional Changes of Writing Style If the author uses language correction tools, translation services or writing from generative AI, we assume that they do so consistently. Thus, their “measured writing style” can be impacted by this tool usage, but because the use of the tools is consistently impacting their “writing style”, this should not impact our classification greatly. If a user decides to mimic someone else’s writing style, adopts very specific in-group speak in certain circumstances, or otherwise greatly deviates from their personal norm, we do not have any mechanism in place to detect this behaviour change. We assume that all comments made from a specific user account are equally representative of the user’s writing style. Furthermore, we assume that Reddit accounts are not shared, or if they are, that the demographic attribute mentioned in the flair applies to every person using the account.

Intersectionality The datasets we collected have a small overlap in users. However, the distribution of demographic characteristics of this intersection does not allow for experiments analysing the influence of multiple characteristics at a time. Based on our results, we cannot make any statements about which demographic characteristic has a stronger influence or what their combined influence looks like.

References

Umar Shakir. Telegram version 9.2 adds SIM-free anonymous phone numbers, new auto-delete. *The Verge*, 2025. URL <https://www.theverge.com/2022/12/>

7/23498236/telegram-fragment-phone-number-crypto-verification-monetization.

Mostofa Najmus Sakib and Francesca Spezzano. Automated detection of sockpuppet accounts in wikipedia. In *2022 IEEE/ACM International Conference on Advances in Social Networks Analysis and Mining (ASONAM)*, 2022.

Klim Kireev, Yevhen Mykhno, Carmela Troncoso, and Rebekah Overdorf. A telegram dataset of propaganda and its moderation. In *Proceedings of the International AAAI Conference on Web and Social Media*, 2025.

Sadia Afroz, Aylin Caliskan Islam, Ariel Stolerman, Rachel Greenstadt, and Damon McCoy. Doppelgänger finder: Taking stylometry to the underground. In *2014 IEEE Symposium on Security and Privacy*. IEEE, 2014.

Fernando Alonso-Fernandez, Nicole Mariah Sharon Belvisi, Kevin Hernandez-Diaz, Naveed Muhammad, and Josef Bigun. Writer identification using microblogging texts for social media forensics. *IEEE Transactions on Biometrics, Behavior, and Identity Science*, 2021.

Danielle K Brown, Yee Man Margaret Ng, Martin J Riedl, and Ivan Lacasa-Mas. Reddit’s veil of anonymity: Predictors of engagement and participation in media environments with hostile reputations. *Social Media+ Society*, 2018.

Janith Weerasinghe, Rhia Singh, and Rachel Greenstadt. Using authorship verification to mitigate abuse in online communities. *Proceedings of the International AAAI Conference on Web and Social Media*, 2022.

Luc Raszewski and Christine de Kock. Detecting sockpuppetry on Wikipedia using meta-learning. In *Proceedings of the 63rd Annual Meeting of the Association for Computational Linguistics (Volume 1: Long Papers)*. Association for Computational Linguistics, 2025.

Wenwen Xu and Benjamin C. M. Fung. Stylelink: User identity linkage across social media with stylometric representations. *Proceedings of the International AAAI Conference on Web and Social Media*, 2025.

Ehsan Arabnezhad, Massimo La Morgia, Alessandro Mei, Eugenio Nerio Nemmi, and Julinda Stefa. A light in the dark web: Linking dark web aliases to real internet identities. In *2020 IEEE 40th International Conference on Distributed Computing Systems (ICDCS)*, 2020.

Ahmed Abbasi and Hsinchun Chen. Writeprints: A stylometric approach to identity-level identification and similarity detection in cyberspace. *ACM Transactions on Information Systems (TOIS)*, 2008.

Efstathios Stamatatos. A survey of modern authorship attribution methods. *Journal of the American Society for information Science and Technology*, 2009.

Yunita Sari, Mark Stevenson, and Andreas Vlachos. Topic or style? exploring the most useful features for authorship attribution. In *Proceedings of the 27th International Conference on Computational Linguistics*. Association for Computational Linguistics, 2018.

- Andrew Wang, Cristina Aggazzotti, Rebecca Kotula, Rafael Rivera Soto, Marcus Bishop, and Nicholas Andrews. Can authorship representation learning capture stylistic features? *Transactions of the Association for Computational Linguistics*, 2023.
- Rafael A. Rivera-Soto, Olivia Elizabeth Miano, Juanita Ordonez, Barry Y. Chen, Aleem Khan, Marcus Bishop, and Nicholas Andrews. Learning universal authorship representations. In *Proceedings of the 2021 Conference on Empirical Methods in Natural Language Processing*, 2021.
- Martijn Bartelds and Wietse de Vries. Improving cross-domain authorship attribution by combining lexical and syntactic features: Notebook for pan at clef 2019. In *CEUR Workshop Proceedings*, 2019.
- Georgios Barlas and Efstathios Stamatatos. Cross-domain authorship attribution using pre-trained language models. In *IFIP International Conference on Artificial Intelligence Applications and Innovations*. Springer, 2020.
- Janek Bevendorff, Matthias Hagen, Benno Stein, and Martin Potthast. Bias analysis and mitigation in the evaluation of authorship verification. In *Proceedings of the 57th Annual Meeting of the Association for Computational Linguistics*. Association for Computational Linguistics, 2019.
- Benjamin Murauer and Günther Specht. Developing a benchmark for reducing data bias in authorship attribution. In *Proceedings of the 2nd Workshop on Evaluation and Comparison of NLP Systems*. Association for Computational Linguistics, 2021.
- K Santosh, Romil Bansal, Mihir Shekhar, and Vasudeva Varma. Author profiling: Predicting age and gender from blogs. *Notebook for PAN at CLEF*, 2013.
- Paloma Piot-Perez-Abadin, Patricia Martin-Rodilla, and Javier Parapar. Gender classification models and feature impact for social media author profiling. In *International Conference on Evaluation of Novel Approaches to Software Engineering*. Springer, 2021.
- Hongyu Chen, Michael Roth, and Agnieszka Falenska. What can go wrong in authorship profiling: Cross-domain analysis of gender and age prediction. In *Proceedings of the 5th Workshop on Gender Bias in Natural Language Processing (GeBNLP)*. Association for Computational Linguistics, 2024.
- Chris Emmerly, Marilù Miotto, Sergey Kramp, and Bennett Kleinberg. Sobr: A corpus for stylometry, obfuscation, and bias on reddit. In *Proceedings of the 2024 Joint International Conference on Computational Linguistics, Language Resources and Evaluation (LREC-COLING 2024)*, 2024.
- Rami Al-Rfou. *Polyglot: A massive multilingual natural language processing pipeline*. PhD thesis, State University of New York at Stony Brook, 2015.
- Solon Barocas, Moritz Hardt, and Arvind Narayanan. *Fairness and Machine Learning: Limitations and Opportunities*, chapter 3. MIT Press, 2023.
- William Dieterich, Christina Mendoza, and Tim Brennan. Compas risk scales: Demonstrating accuracy equity and predictive parity. *Northpointe Inc*, 2016.
- Pauli Virtanen, Ralf Gommers, Travis E. Oliphant, Matt Haberland, Tyler Reddy, David Cournapeau, Evgeni Burovski, Pearu Peterson, Warren Weckesser, Jonathan Bright, Stéfan J. van der Walt, Matthew Brett, Joshua Wilson, K. Jarrod Millman, Nikolay Mayorov, Andrew R. J. Nelson, Eric Jones, Robert Kern, Eric Larson, C J Carey, İlhan Polat, Yu Feng, Eric W. Moore, Jake VanderPlas, Denis Laxalde, Josef Perktold, Robert Cimrman, Ian Henriksen, E. A. Quintero, Charles R. Harris, Anne M. Archibald, Antônio H. Ribeiro, Fabian Pedregosa, Paul van Mulbregt, and SciPy 1.0 Contributors. SciPy 1.0: Fundamental Algorithms for Scientific Computing in Python. *Nature Methods*, 2020.
- Thomas Holtgraves and Caleb Robinson. Emoji can facilitate recognition of conveyed indirect meaning. *PloS one*, 2020.
- Rami Al-Rfou', Bryan Perozzi, and Steven Skiena. Polyglot: Distributed word representations for multilingual NLP. In *Proceedings of the Seventeenth Conference on Computational Natural Language Learning*. Association for Computational Linguistics, 2013.
- Jacob Tyo, Bhuwan Dhingra, and Zachary C Lipton. Valla: Standardizing and benchmarking authorship attribution and verification through empirical evaluation and comparative analysis. In *Proceedings of the 13th International Joint Conference on Natural Language Processing and the 3rd Conference of the Asia-Pacific Chapter of the Association for Computational Linguistics (Volume 1: Long Papers)*, 2023.
- Bharti Khemani and Amarja Adgaonkar. A review on reddit news headlines with nltk tool. In *Proceedings of the International Conference on Innovative Computing & Communication (ICICC)*, 2021.
- Tim Weninger, Xihao Avi Zhu, and Jiawei Han. An exploration of discussion threads in social news sites: A case study of the reddit community. In *Proceedings of the 2013 IEEE/ACM international conference on advances in social networks analysis and mining*, 2013.
- Nick Boettcher. Studies of depression and anxiety using reddit as a data source: scoping review. *JMIR mental health*, 2021.
- Javed Ali Khan, Nek Dil Khan, Muhammad Yaqoob, Affan Yasin, and Ayed Alwadain. Exploring reddit forum for software evolution as an alternative requirements source: An end-user discussion dataset on google maps. *Data in Brief*, 2024.
- Yu Chi and Huai-yu Chen. Investigating substance use via reddit: systematic scoping review. *Journal of Medical Internet Research*, 2023.

A Data Collection

A.0.1 Detailed Explanation

Figure 1 illustrates our data collection methodology.

Step 1: Query the Wayback API to find thread_ids

We query the Wayback API to get all of the visible posts from a subreddit for each snapshot stored by The Wayback Machine. These were parsed to find the `thread_ids` for the threads seen on that page.

Step 2: Query the Reddit API to find those threads

Using this list, we query the Reddit API to find which users commented in the thread and their `flair_text`.

Step 3: Find relevant users by parsing their flair

From these users, we used a parser to determine, depending on the dataset, either the native language, gender or age of each user based on the indications in their flair. The flair is a free-text field filled out by the user, and, as such, there is the possibility for variety in these entries. Depending on the subreddit in question, parsing thus can be challenging.

Step 4: Query the Reddit API to collect the post histories of relevant users

With these usernames, we query the Reddit API again to obtain the entire post history of each user. This results in a database of usernames, their flair on the subreddit of interest, and their entire post histories.

Generalizability Using the data collection methodology presented here, a combination of the Wayback Machine API and the Reddit API can be reused in further studies to collect a more expansive Reddit dataset. Our collection methodology could be utilised to collect Reddit data for many different types of studies in which older Reddit data or data from more than the 1k most recent posts is needed. However, this strategy has one caveat: the sample of posts acquired does not necessarily follow a specific strategy, nor is it guaranteed to be a representative slice of an activity in a given subreddit. The crawls completed by `archive.org` are done by multiple independent crawlers that follow different, changing crawling strategies. This results in a dataset that lacks a discernible overall collection strategy. For example, in January 2023 `reddit.com/r/languagelearning` was archived 10 times, in March it was archived 15 times, and in August 2023 it was archived just once. For this paper, this caveat is not important because we are only looking to find more users with flair on `r/languagelearning` and are not concerned with studying the content of the subreddit itself.

A.1 Dataset Preprocessing

Before we can analyse the Reddit comments we collected, we must handle the fact that they are text collected “in the

wild” and are therefore not clean and ready for analysis. Before cleaning the dataset, we remove all users with fewer than 30 comments. This threshold was conservatively chosen with the goal of not running every comment through the expensive cleaning process.

We developed a three-step process to clean the dataset. First, we retracted elements from the text that were not relevant to our task, including non-text elements and quoted text. In the second step, we detected the language the comment was written in and only retained English-language texts. Finally, we discarded comments that are shorter than 128 words after the pretreatment.

Removing URLs, Emojis, and Cited Text For the first step, we removed URLs from the comments because URLs are not reflective of someone’s writing style. In contrast, emojis convey meaning Holtgraves and Robinson [2020]. That is, a writer can choose among different emojis that share a similar meaning, making this choice part of their writing style. However, we choose to remove emojis from our text to prevent information leakage, such as certain emojis taking on different meanings in different languages. As an example, the cabbage emoji can be used in French to replace the word ‘cute’ because cabbage and cute are homophones in French. Finally, we also removed quoted text from the comments. Reddit has a specific quotation style delineated with `>`, for users to cite other posts or quote text. We remove all of these quotes to avoid mixing the ‘writing styles’ of users. Other types of quotes were not removed.

Potential Problem in our text pre-processing While we have retracted Reddit quotes from the text, there is no guarantee that we have retracted all quoted text. Our pre-processing does not account for quotes that are not marked in the Reddit quotation style or for unmarked copy-pasted text. We also do not distinguish between edited Reddit comments and unedited Reddit comments.

Filtering Non-English Texts We then used the language detection module `polyglot Al-Rfou’ et al. [2013]` to assess the language of each comment. Polyglot offers an indication of confidence in its assessment. Only comments assessed with a confidence of 99 or 100 out of 100 were added to the dataset. Furthermore, we manually validated the assessment of 100 randomly chosen comments per language for languages that at least one of the authors was proficient enough in to label (German, English, French, Spanish and Italian). We found no false positives for this confidence level. However, this does not guarantee that our dataset is only composed of English text. In particular, comments that contain multiple languages may pass the language filtering step if the majority of the comment is in English.

Minimal comment length In order to detect writing style, a minimum amount of text is necessary. The feature extraction results of a two-word comment, such as ‘Thank

you’, is limited and conveys little of an author’s habitual linguistic choices. As most of our comments are very short, we needed to determine a minimum comment length where we could start to measure ‘writing style’ consistently. We determined that a minimum comment length of 128 words was sufficient to achieve consistent classification results on the Native Language Dataset by testing different minimal comment lengths concerning the achieved accuracy. The longer the minimal comment length, the better the accuracy. With a minimal comment length shorter than 128 words, the achieved accuracy varies greatly depending on the authors in the suspect set. For example, for a cut-off at 64 words certain suspect set compositions only achieved random-chance performance, whereas others achieved an accuracy of 0.81 for a suspect set size of 8 authors. Due to the limited data available, we did not choose the cut-off value where the classifier performance stopped increasing, but rather the cut-off value where the classification performance was no longer highly dependent on the suspect set composition. In other words, we did not choose the minimal length of comment in regard to achieving the highest performance. We chose the first tested comment length, where we achieved a stable classification result, e.g. for different suspect sets we achieve similar accuracies.

Train-Test Split Before classification, we split the data into training and testing sets. To mimic a real-world setting, we use a user’s oldest texts for training and use their newer texts for testing. Because the users in our dataset have different time frames of activity, this cut-off point between training and testing is set on a per-user level, and we do not have one global point in time where we use all text before as training data and all text after as testing data.

B Dataset Access

In compliance with the Reddit API, we cannot publicly share the collected data. If you are interested in our dataset, please contact us directly.

C Authorship Attribution Comparison

Feature-Sets For our experiment, we compared three different feature extraction methods: normalized char-1,3-grams, a reduced version of the *writeprint* feature set as well as sentence embeddings. The *style_featureset* (see Table 3) differs from the first implementation by Abasi and Chen [2008]. We only consider features that are comparable between languages and apply to Reddit comments. Thus, structural features were retracted as well as features that are difficult to compare between languages, such as misspelled words. Our feature set is not language-independent, as we need to know which language the text is

in before extracting the features; however, the extracted features should be comparable for Indo-European languages. For the sentence embeddings, we initially wanted to use the state-of-the-art LUAR Rivera-Soto et al. [2021] sentence embedding. However, it is trained on Reddit data, and there seems to be an overlap between their training data and our dataset. Because the goal of our study is to measure the influence of third variables, and not data contamination, we instead chose to use a more general model where we made sure it was not fine-tuned using Reddit data⁵.

Classifiers We compared RandomForest (rf), XGBoost (xgb), Support Vector Machines (svm) as well as Logistic Regression (logR) classifiers.

Amount of Training Data The goal was to create an authorship attribution classifier that performed relatively well and with consistent performance. The less training data we require, the more users were able to be included in our experiment. The longer the training data required, the better the authorship attribution model performs. We decided that 5000 words were the best trade-off, which is equivalent to roughly ten pages worth of text. We assume that the puppet-master in a sockpuppet-network would be rather prolific, and thus be able to hit our training data requirement with one of their main accounts.

Comparison Figure 7 shows clearly that the style features in combination with a logistic regression outperform the other classification schemes. This is in accordance with the results of Tyo et al. [2023].

D Resources Required

We ran our experiments locally on a Windows computer with 32 GB of RAM, a 128 MB Intel(R) Graphics Card, and Intel(R) Core(TM) Ultra 7 165U (1.70 GHz) Processor.

E Ethics

This study only uses public data provided by the Wayback and Reddit APIs. Reddit data collected through the API has been extensively used in prior works Khemani and Adgaonkar [2021], Weninger et al. [2013], Boettcher [2021], Khan et al. [2024], Chi and Chen [2023]. We comply with the Terms of Service of both APIs that we utilize, including respecting rate limits. In general, Reddit accounts are not tied to real-world identities, and we make no attempt to link user accounts to real people. We will also only release the dataset on request with sanitized usernames. However, for reproducibility, all code used in this project will be released prior to publication.

⁵specifically this one: <https://huggingface.co/sentence-transformers/multi-qa-mpnet-base-dot-v1> (last accessed: 14.09.2025)

<i>Feature</i>	<i>#features</i>
Lexical features	
Average length of words	1
Median length of words	1
Distribution of word length	1
total number of characters	1
char-n-grams (1-grams to 3-grams)	1000
Content-related features	
word-n-grams (1-grams to 3-grams)	1000
Yules-K (vocabulary richness)	1
Type-to-Token-Ratio (vocabulary richness)	1
Syntactic Features	
pos-n-grams (1-grams to -grams)	1000

Table 3: List of features composing the style_feature set. This is a reduced version of the feature-set proposed by Abbasi and Chen [2008]

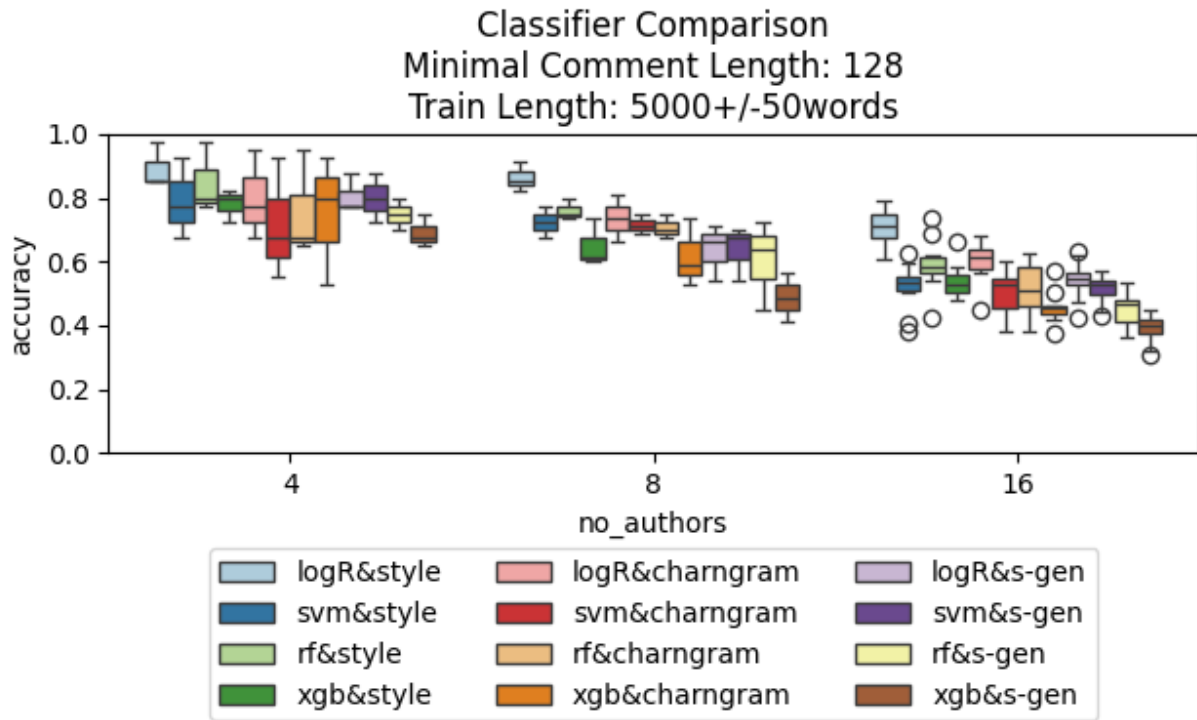


Figure 7: Comparison of classifiers, made with between 4950 and 5050 comments worth of training data. Trained and evaluated with comments that are at least 128 words long.