

# CPSVD: Enhancing Large Language Model Compression via Column-Preserving Singular Value Decomposition

Lin Xu   Jingsheng Gao   Xian Gao   Ting Liu   Yuzhuo Fu  
Shanghai Jiao Tong University

## Abstract

The rapid advancement of Large Language Models (LLMs) faces a critical bottleneck in their immense size, necessitating efficient compression techniques. While Singular Value Decomposition (SVD) is a promising approach, existing SVD-based methods treat the entire parameter matrix uniformly, overlooking that SVD approximation errors vary significantly across different matrix parts, which often leads to suboptimal compression. To address this, we propose **Column-Preserving Singular Value Decomposition (CPSVD)**, a novel method that refines SVD-based LLM compression by intelligently segmenting the parameter matrix. Unlike traditional SVD, CPSVD identifies and directly preserves matrix columns with high decomposition errors, applying SVD only to columns with low decomposition errors, while precisely determining the optimal balance point between these two strategies to minimize error. Furthermore, leveraging the inherent heterogeneity in decomposition errors across different matrices within an LLM, CPSVD adaptively allocates non-uniform compression rates to modules within that layer, while adhering to a target layer-wise compression ratio, thereby further enhancing compression performance. Extensive experiments demonstrate that CPSVD consistently outperforms state-of-the-art SVD-based LLM compression methods, achieving lower perplexity and higher accuracy on zero-shot tasks.

## 1 Introduction

Large Language Models (LLMs) have rapidly emerged as foundational technologies, demonstrating unprecedented performance across diverse tasks ranging from complex text generation and translation to sophisticated reasoning and problem-solving (Wan et al. 2024). This remarkable progress is largely attributed to the scaling laws (Kaplan et al. 2020), which have driven a relentless increase in model size, with leading LLMs such as GPT (Brown et al. 2020) and LLaMA (Touvron et al. 2023a) now comprising tens to hundreds of billions of parameters. While their colossal scale unlocks extraordinary capabilities, the immense computational and memory demands of these models severely restrict their widespread adoption (Chavan et al. 2024), cre-

ating an urgent need for efficient model compression techniques (Zhou et al. 2024).

Mainstream compression methods for LLMs include quantization (Frantar et al. 2022; Xiao et al. 2023; Mozafari and Dehnavi 2024), pruning (Frantar and Alistarh 2023; An et al. 2024; Fang et al. 2024), knowledge distillation (Gu et al. 2024; Zhong et al. 2024), and low-rank factorization (Hsu et al. 2021; Wang et al. 2024). Among these, Singular Value Decomposition (SVD) has gained significant favor within low-rank factorization due to its inherent ability to reveal parameter importance and facilitate straightforward truncation. Methods like ASVD (Yuan et al. 2024), SVD-LLM (Wang et al. 2024), AdaSVD (Li et al. 2025) and ResSVD (Bai et al. 2025) have achieved notable progress.

Despite their specific implementation differences, a common characteristic of current SVD-based methods is that they leverage SVD to perform a global decomposition and approximation of the entire parameter matrix, thereby effectively preserving important information. However, we observe a critical phenomenon: different parts of a parameter matrix exhibit significantly varying sensitivity to SVD decomposition. After decomposition and truncation, some parts of the matrix may incur only minor truncation errors, while others suffer from non-negligible errors. This implies that a uniform decomposition of the entire parameter matrix can be costly and suboptimal. Furthermore, we find that different parameter matrices within an LLM also display considerable variations in their sensitivity to SVD decomposition, yet existing methods often apply the same compression ratio to different parameter matrices within the same Transformer layer, overlooking the optimization potential offered by these inter-matrix differences.

Building upon the aforementioned insights into the limitations of existing SVD-based compression methods, we propose CPSVD, a novel approach that differentiates in its treatment of various parts of the parameter matrix. CPSVD utilizes the ‘columns of a parameter matrix’ as its fundamental processing unit, ensuring that the compressed results retain a sufficiently good structure for practical compression benefits. For the SVD decomposition of a matrix  $W$ ,  $W = U\Sigma V^T + W_e$  (where  $W_e$  is the truncation error matrix), CPSVD innovatively analyzes the sensitivity of different columns to decomposition based on the  $W_e$ . Specifically, columns highly sensitive to decomposition (i.e., those that

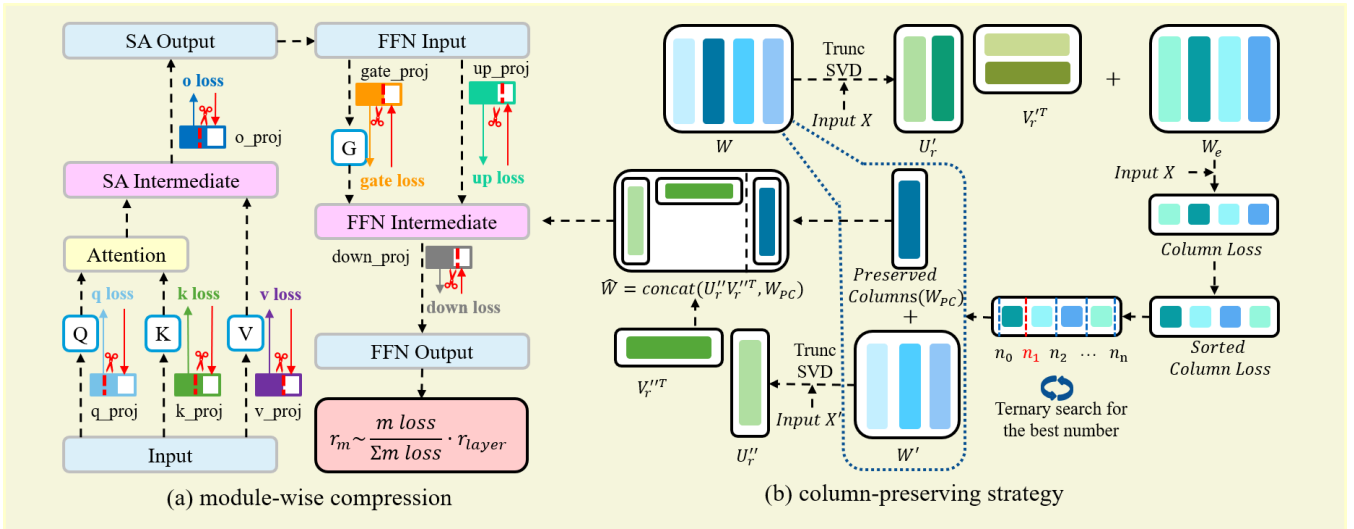


Figure 1: Workflow of CPSVD. (a) illustrates the module compression rate allocation: it first computes individual losses at a uniform compression rate, then determines each module’s rate based on relative loss and the layer’s overall compression ratio. (b) presents the column-preserving strategy: a workflow that includes decomposition, calculating and ranking column errors, and searching for the optimal number of columns to retain.

would incur larger approximation errors) are directly preserved, while the remaining, less sensitive columns undergo SVD. To determine the optimal balance point between these two processing strategies, we further leverage the monotonicity of truncation errors to efficiently determine the optimal proportion between these two parts, aiming to minimize the overall approximation error. Furthermore, we observe that at the same compression ratio, different parameter matrices within an LLM exhibit significant variations in their compression errors. Based on this finding, CPSVD, while maintaining a consistent overall compression ratio for a given Transformer layer, strategically transfers or compensates portions of the compression burden from matrices with larger intra-layer compression errors to those with smaller errors. This approach further optimizes the overall compression error at the layer level, thereby enhancing model performance.

Our key contributions are summarized as follows:

- **Column-Preserving Strategy:** We propose an innovative matrix compression method that effectively balances compression ratio and performance by directly preserving critical information columns and performing low-rank decomposition on the rest.
- **Module-Wise Compression:** Based on compression loss, we design an intra-layer adaptive scheme for allocating compression ratios, which significantly reduces the overall compression error.
- **Performance Advantage:** Experiments show that our method outperforms existing SVD-based compression techniques on multiple models and datasets.

## 2 Related Works

### 2.1 SVD-based Model Compression

SVD-based compression techniques reduce the number of parameters by decomposing a large matrix into three smaller matrices and retaining only the most significant components. Native SVD decomposition only focuses on the parameter matrix, ignoring data information, which leads to large errors. To address this, FWSVD(Hsu et al. 2021) attempts to leverage an approximate Fisher information matrix to gauge parameter importance, but this method is primarily designed for smaller models and usually requires re-training to recover performance. In the era of Large Language Models, ASVD(Yuan et al. 2024) was the first to propose an activation-aware, training-free SVD-based compression method. Building upon ASVD, SVD-LLM(Wang et al. 2024) theoretically provides a method to obtain the minimum error for the product of parameters and activations. AdaSVD(Li et al. 2025) employs an iterative optimization approach, alternately solving for the two decomposed low-rank matrices. ResSVD(Bai et al. 2025), on the other hand, focuses on further decomposing the residual matrix formed by the truncation. While these methods strive to reduce truncation error from different perspectives, they share a common limitation: they are all premised on performing SVD decomposition on the entire parameter matrix, overlooking the crucial characteristic that certain parts of a matrix may not be well-suited for standard SVD decomposition.

### 2.2 Importance Evaluation

Parameter importance estimation is a widely adopted strategy in LLM pruning methods. In the field of unstructured pruning, SparseGPT(Frantar and Alistarh 2023), based on OBS(Hassibi, Stork, and Wolff 1993), utilizes the Hessian

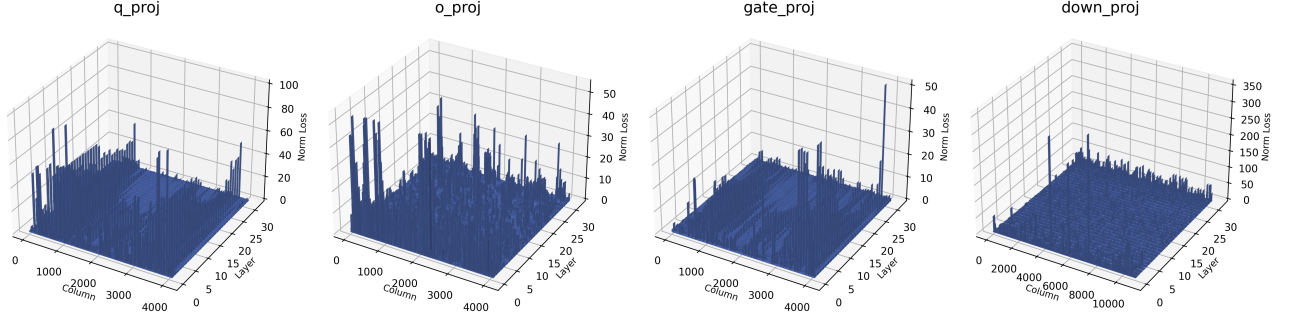


Figure 2: Column Truncation Error for Different Modules

matrix to evaluate parameter importance for pruning and updating. Wanda(Sun et al. 2024), on the other hand, adopts a simpler OBC(Le Cun, Denker, and Solla 1989) approach, directly defining parameter importance as the product of the parameter value and its corresponding activation. Subsequent work by BESA(Xu et al. 2023) further introduced a learning-based approach to optimize this evaluation process. For structured pruning, LLM-Pruner(Ma, Fang, and Wang 2023) evaluates parameter importance using gradient information, while ShortGPT(Men et al. 2025) treats the parameters of each Transformer layer as a whole, determining importance based on input-output similarity. Distinct from these feature-based methods, ShearedLLaMA(Xia et al. 2023) directly learns module importance using a mask-training approach. Although our method does not fall under the category of pruning, these parameter evaluation methods offer significant insights for our approach to measuring column importance.

### 2.3 Low Rank Plus Sparse

Merging low-rank factorization with sparsity is a promising approach. Recent work such as LoSparse(Li et al. 2023) combines low-rank factorization with a sparse column matrix through iterative training. Another method(Zhou et al. 2025), by solving constrained equations, decomposes the original matrix into a low-rank matrix and an unstructured sparse matrix; while this approach avoids training, its unstructured sparsity limits practical performance gains. Meanwhile, SLIM(Mozaffari and Dehnavi 2024) proposes a low-rank and sparse method with a focus on quantization awareness. Unlike these methods, where the low-rank factorization and sparse matrices are complementary, our approach treats them as independent components.

## 3 Preliminary

We review SVD’s application in low-rank approximation as a prior work(Wang et al. 2024; Yuan et al. 2024). The problem is typically defined for a parameter matrix  $W$  and input activations  $X$  as finding a rank- $r$  approximation matrix  $W_r$  that minimizes the output error:

$$W_r = \operatorname{argmin}_{\hat{W} \in \mathbb{R}^{m \times n}} \|WX - \hat{W}X\|_F$$

SVD decomposes the original matrix  $W$  as  $W = U\Sigma V^T$ , where  $U$  and  $V$  are orthogonal matrices, and  $\Sigma$  is a diagonal matrix containing singular values. According to the Eckart–Young–Mirsky theorem (Bhatia 1997), the optimal rank- $r$  approximation is obtained by retaining the top  $r$  largest singular values and their corresponding singular vectors. This results in the truncated SVD approximation  $W_r = U_r \Sigma_r V_r^T$ .

This approximation can be represented as the product of two smaller matrices,  $W_r = U_r'(V_r')^T$ , where the singular values are distributed between the two matrices for numerical stability. This gives  $W_r = (U_r \sqrt{\Sigma_r})(V_r \sqrt{\Sigma_r})^T$ .

## 4 Method

The core workflow of CPSVD is illustrated in Figure 1. The method first assigns a global compression ratio to each layer. Subsequently, for different modules within a layer, it dynamically allocates a corresponding module pruning rate based on the magnitude of their decomposition error. Based on this, we determine the columns to be retained within each module and perform a low-rank decomposition on these selected columns. The detailed algorithm for the column retention strategy is elaborated in Section 4.2, while the compression ratio allocation scheme is introduced in Section 4.3. The pseudocode for the algorithm is presented in Appendix A.

### 4.1 Motivation

Given  $W_r = U_r'(V_r')^T$ , the error matrix due to truncation is  $W_e = W - W_r$ , and the corresponding truncation loss is  $L = \|WX - W_rX\|_F = \|W_eX\|_F$ . A core insight of our method is that, while  $L$  provides a global error metric, the approximation error generated by SVD decomposition is highly non-uniform across different columns of the matrix. To quantify this non-uniformity and precisely measure each column’s contribution to the total truncation loss, we naturally refine the truncation loss to a column-wise level. We define the truncation error for the  $i$ -th column,  $L_i$ , as the projection error of the  $i$ -th column of the error matrix  $W_e$ , denoted  $W_{e,i}$ , with respect to the input  $X$ :

$$L_i = \|W_{e,i}X_{i,:}\|_F$$

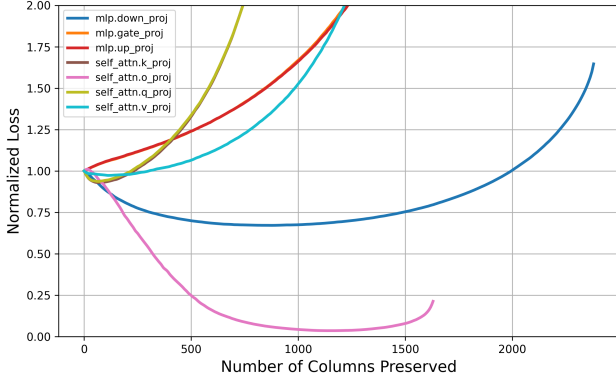


Figure 3: Normalized Loss vs. Preserved Column Number for Various Modules in LLaMA 7B Model's Layer 0 Under 20% Compression Ratio

where  $\mathbf{X}_{i,:}$  is the subvector of  $\mathbf{X}$  corresponding to the  $i$ -th column of parameters. As illustrated in Figure 2, the  $L_i$  values indeed exhibit significant variance across different columns, with a minority of columns showing substantially higher truncation errors than the average.

## 4.2 Column-Preserving Strategy

To address the heterogeneous sensitivity across columns in the weight matrix, we propose a hybrid compression strategy that combines explicit column preservation with low-rank approximation. Let  $\mathbf{W} \in \mathbb{R}^{m \times n}$  be the original weight matrix. We aim to select a subset of columns to preserve, and approximate the rest via truncated SVD.

Let  $S \subseteq \{1, 2, \dots, n\}$  denote the index set of columns to be preserved, with cardinality  $c = |S|$ , and let  $\bar{S}$  be its complement, i.e.,  $\bar{S} = \{1, 2, \dots, n\} \setminus S$ . Then we may write  $\mathbf{W}$  as:

$$\mathbf{W} = [\mathbf{W}_S \quad \mathbf{W}_{\bar{S}}],$$

where  $\mathbf{W}_S \in \mathbb{R}^{m \times c}$  consists of the preserved columns, and  $\mathbf{W}_{\bar{S}} \in \mathbb{R}^{m \times (n-c)}$  contains the columns to be compressed via SVD.

We then construct the compressed matrix  $\mathbf{W}' \in \mathbb{R}^{m \times n}$  by defining:

$$\mathbf{W}'[:, i] = \begin{cases} \mathbf{W}[:, i], & \text{if } i \in S, \\ (\mathbf{U}\Sigma\mathbf{V}^T)[:, j], & \text{if } i \in \bar{S}, \end{cases}$$

Formally, the optimization problem can be expressed as:

$$\begin{aligned} \arg \min_{c, S} \quad & \|\mathbf{W}\mathbf{X} - \mathbf{W}'(S, r(c))\mathbf{X}\|_F^2 \\ \text{s.t.} \quad & S \subseteq \{1, \dots, n\}, \\ & |S| = c, \\ & mc + (m + n - c) \cdot r(c) \leq B \end{aligned}$$

where  $\mathbf{W} \in \mathbb{R}^{m \times n}$  is the original weight matrix,  $\mathbf{X} \in \mathbb{R}^{n \times d}$  is the input matrix,  $S$  is the index set of preserved columns with cardinality  $c$ ,  $r(c)$  is the SVD rank applied to the remaining columns,  $\mathbf{W}'(S, r(c))$  is the resulting hybrid compressed matrix, and  $B$  is the total parameter budget.

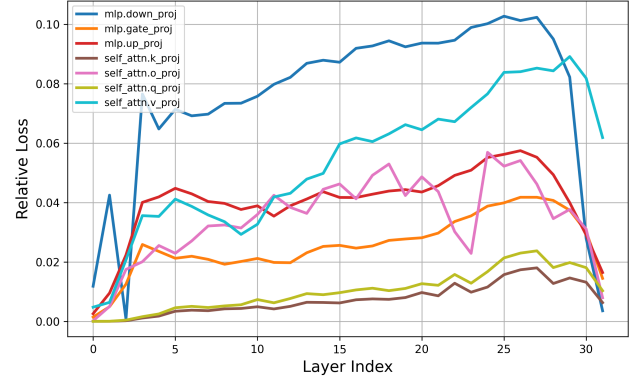


Figure 4: Relative Loss vs. Layer Index for Different Modules in LLaMA 7B Model at 20% Compression Ratio

Solving the optimization problem exactly requires searching over all possible values of both  $c$  and  $S$ . While feasible in principle, such exhaustive enumeration is computationally intractable due to its combinatorial complexity.

To make the problem tractable, we first observe that if the value of  $c$  is fixed, the remaining challenge is to select the optimal subset  $S$  of size  $c$ . However, this is still a combinatorial problem involving  $\binom{n}{c}$  possible subsets.

To overcome this, we note the purpose of choosing  $S$  is to preserve the columns that contribute most to the reconstruction loss when compressed. This naturally suggests a greedy strategy: Select the  $c$  columns with the largest truncation errors. Let the sorted list of errors be denoted by

$$L_{(1)} \geq L_{(2)} \geq \dots \geq L_{(n)}.$$

Then for any given  $c$ , we define the preserved set as

$$S_c = \{i \mid L_i \in \{L_{(1)}, \dots, L_{(c)}\}\}.$$

This reduces the original bivariate optimization over  $(c, S)$  to a univariate optimization over  $c$  alone.

However, directly evaluating all possible values of  $c$  is still expensive. To enable efficient search, we analyze the structure of the total reconstruction loss as a function of  $c$ . Let this loss be denoted by:

$$\mathcal{L}(c) \approx \mathcal{L}_0 + A(c) - B(c),$$

where:

- $\mathcal{L}_0$  is the baseline loss when no columns are preserved;
- $A(c)$  represents the additional loss due to reducing the SVD rank to  $r(c)$ ;
- $B(c) = \sum_{i=1}^c L_{(i)}$  is the cumulative gain from preserving the top- $c$  columns.

This decomposition reveals two competing effects:

- As  $c$  increases,  $B(c)$  increases monotonically, but with diminishing marginal gains due to the sorting of  $L_i$ ;
- Meanwhile, since the total number of parameters is fixed, increasing  $c$  reduces the allowable rank  $r$ , resulting in more singular values being discarded. Moreover, as the discarded singular values are monotonically increasing, the additional loss  $A(c)$  increases monotonically with  $c$ , and its marginal cost also increases.

RATIO	METHOD	Wikitext↓	C4↓	OBQA	ARC-e	WinoG.	PIQA	HellaS.	MathQA	Average↑
0%	Original	5.68	7.34	0.34	0.75	0.70	0.79	0.57	0.27	0.57
20%	SVD	20061	18800	0.05	0.04	0.01	0.02	0.03	0.03	0.03
	FWSVD	1727	1511	0.09	0.11	0.05	0.10	0.08	0.05	0.08
	ASVD	11.14	15.93	0.29	0.53	0.64	0.68	0.41	0.17	0.45
	SVD-LLM	7.89	16.11	0.27	0.64	0.61	0.70	0.43	0.23	0.48
	CPSVD	<b>7.20</b> (↓9%)	<b>11.90</b> (↓26%)	<b>0.30</b>	<b>0.69</b>	<b>0.68</b>	<b>0.73</b>	<b>0.47</b>	<b>0.24</b>	<b>0.52</b> (↑8%)
40%	SVD	52489	47774	0.04	0.04	0.05	0.03	0.01	0.02	0.03
	FWSVD	18156	12847	0.06	0.05	0.02	0.05	0.00	0.03	0.04
	ASVD	1407	1109	0.08	0.11	0.09	0.13	0.08	0.08	0.10
	SVD-LLM	13.85	57.28	0.21	0.46	0.58	0.61	0.32	<b>0.22</b>	0.40
	CPSVD	<b>10.85</b> (↓22%)	<b>25.93</b> (↓55%)	<b>0.22</b>	<b>0.53</b>	<b>0.63</b>	<b>0.64</b>	<b>0.36</b>	<b>0.22</b>	<b>0.43</b> (↑8%)
60%	SVD	105474	106976	0.01	0.03	0.01	0.01	0.00	0.01	0.01
	FWSVD	32194	29292	0.06	0.02	0.04	0.02	0.01	0.03	0.03
	ASVD	57057	43036	0.05	0.04	0.06	0.08	0.09	0.05	0.06
	SVD-LLM	72.94	419.75	0.15	0.29	0.52	0.55	0.27	<b>0.22</b>	0.33
	CPSVD	<b>38.61</b> (↓47%)	<b>180.93</b> (↓57%)	<b>0.17</b>	<b>0.32</b>	<b>0.54</b>	<b>0.56</b>	<b>0.28</b>	0.21	<b>0.35</b> (↑6%)

Table 1: Performance of LLaMA-7B compressed by CPSVD and baselines under different compression ratio on two language modeling datasets(measured by perplexity(↓), six common sense reasoning datasets(measured by accuracy(↑)). The best performance is marked in bold. The relative performance gain compared to the best-performing baseline is marked in bracket.

Based on the above analysis, the loss function  $L(c)$  falls into one of three categories: monotonically decreasing, monotonically increasing, or first decreasing and then increasing. For such functions with well-behaved monotonicity, ternary search can be applied to efficiently find the optimal  $c$ .

Although the above solution method involves multiple approximations, these approximations are reasonable within the problem context. Figure 3 shows the relationship between the loss and the number of preserved columns in practice. The observed monotonicity aligns well with our expectations, which validates the rationality of our approximations.

Moreover, from Figure 3 we observe that the benefit of column preservation varies across different matrices. For the O matrix, the gain can exceed 90%, while for the down matrix, the gain is about one third. For other matrices, the gain remains within 10%. Additionally, the optimal number of preserved columns  $c$  differs significantly among matrices, reflecting their distinct characteristics.

### 4.3 Module-Wise compression ratio

Existing research has explored the heterogeneity of compression rate allocation across different Transformer layers(Yin et al. 2024; Lin et al. 2024). These methods predominantly determine layer-wise compression rates based on intrinsic macroscopic model properties, such as outlier-based approaches (Yin et al. 2024) or input-output similarity-based methods (Lin et al. 2024; Li et al. 2025). However, these inter-layer allocation strategies are often decoupled from the actual performance of specific compression methods on different modules, thus overlooking the potential for further optimizing compression efficacy. Building upon this, we delve deeper into uncovering the disparities among intra-

layer modules, even when a layer’s total parameter budget is already determined.

For the problem of layer-wise compression ratio, we draw inspiration from existing work(Lin et al. 2024) and define the importance of a layer as  $s = 1 - \cos(\mathbf{x}_{\text{in}}, \mathbf{x}_{\text{out}})$ , where  $\mathbf{x}_{\text{in}}$  and  $\mathbf{x}_{\text{out}}$  denote the input and output of the layer, respectively. The compression ratio for each layer is then assigned according to  $r_i = Nr \cdot \text{softmax}(-s_i/t)$ , where  $N$  is the number of layers,  $r$  is the overall target compression ratio, and  $t$  is a temperature parameter, with a default value of 0.1.

Within each layer, we observe that constituent modules exhibit significant variations in their relative errors after SVD decomposition. We define the relative error for module  $W_i$  as  $E_i = \|(W_i - \hat{W}_i)X_i\|_F / \|W_iX_i\|_F$ , where  $W_i$  is the module’s original parameter matrix,  $\hat{W}_i$  is its approximation, and  $X_i$  is its input. As depicted in Figure 4, this error discrepancy is clearly evident, highlighting the great promise of distributing differentiated compression rates to various modules.

To minimize the overall intra-layer approximation error while adhering to the layer’s total parameter budget, we propose module-wise compression rate allocation scheme. Assume a transformer layer has a target compression ratio  $r$ . This layer comprises multiple modules  $M_i$  with original parameter counts  $P_i$ . We first measure each module’s relative error  $E_i$  and derive an error rank  $I_i$  from it.

We define each module’s importance weighting factor  $V_i$  as:

$$V_i = \frac{P_i}{e^{I_i/\alpha}}$$

where  $\alpha = 1 + 10 \tan(\frac{\pi r}{2})$ . Notably,  $\alpha$  remains small at low compression ratios but increases significantly at high compression ratios. This dynamically prevents excessively aggressive pruning of certain modules under high-

Method	OPT-6.7B		LLAMA 2-7B		Mistral-7B		Vicuna-7B	
	Perplexity↓	Accuracy↑	Perplexity↓	Accuracy↑	Perplexity↓	Accuracy↑	Perplexity↓	Accuracy↑
Original	10.86	0.52	5.47	0.57	5.25	0.61	6.78	0.56
SVD	66275	0.03	18192	0.09	159627	0.03	18644	0.05
FWSVD	14559	0.06	2360	0.12	6357	0.08	2758	0.09
ASVD	82.00	0.32	10.10	0.36	13.72	0.32	16.23	0.33
SVD-LLM	15.88	0.47	8.38	0.45	23.00	0.42	9.58	0.46
CPSVD	<b>14.27</b> (↓10%)	<b>0.48</b> (↑2%)	<b>7.66</b> (↓9%)	<b>0.49</b> (↑9%)	<b>13.08</b> (↓5%)	<b>0.47</b> (↑12%)	<b>8.56</b> (↓11%)	<b>0.51</b> (↑11%)

Table 2: Perplexity(↓) on WikiText-2 and the average accuracy(↑) of the six common sense reasoning datasets of CPSVD and baselines of four different LLMs—OPT-6.7B, LLaMA 2-7B, Mistral-7B, and Vicuna-7B under 20% compression ratio. The relative performance gain compared to the best-performing baseline is marked in bracket.

compression scenarios, thereby maintaining the method’s stability across a wide range of compression rates.

The layer’s total parameters to be removed is  $\Delta P_{\text{total}} = r \times \sum_j P_j$ . We allocate this total removal burden among modules based on their  $V_i$  factors. The number of parameters to be compressed from each module  $\Delta P_i$  is calculated as:

$$\Delta P_i = \Delta P_{\text{total}} \times \frac{V_i}{\sum_j V_j}$$

Here, a larger  $V_i$  indicates that the module requires more parameter compression. This allocation strategy means that modules deemed more important (higher  $V_i$ ) will contribute more parameters to the total removed budget, effectively achieving the target compression by reducing parameters from modules that are less critical or more amenable to compression.

Finally, the adaptive compression ratio  $r_i$  for each module is calculated as:

$$r_i = \Delta P_i / P_i$$

This definition comprehensively considers both the parameter count and error sensitivity of different modules, resulting in a superior error distribution and enhanced overall model performance while maintaining the overall layer-level compression budget.

## 5 Experiments

**Baselines** We compare our CPSVD method with several existing SVD-based model compression techniques, including the vanilla SVD, as well as methods specifically designed for large language models (LLMs) such as FWSVD(Hsu et al. 2021), ASVD(Yuan et al. 2024), SVD-LLM(Wang et al. 2024) (section 5.1), ResSVD(Bai et al. 2025), and AdaSVD(Li et al. 2025) (Appendix B).

**Models and Datasets** To demonstrate the stability and generality of CPSVD, we evaluate its performance on seven models from four different LLM families through language modeling and zero-shot tasks. The models include LLaMA-7B, 13B, 30B(Touvron et al. 2023a); LLaMA2-7B(Touvron et al. 2023b); OPT-6.7B(Zhang et al. 2022); Vicuna-7B(Chiang et al. 2023); and Mistral-7B(Jiang et al. 2023). For language modeling, we use two datasets: WikiText-2(Merity et al. 2017) and C4(Raffel et al. 2020).

For zero-shot tasks, we employ six tasks from the LM-Evaluation-Harness(Gao et al. 2021) framework: OpenbookQA(Mihaylov et al. 2018), WinoGrande(Sakaguchi et al. 2021), HellaSwag(Zellers et al. 2019), Arc\_e(Clark et al. 2018), PIQA(Bisk et al. 2020), and MathQA(Amini et al. 2019).

**Implementation Details** For a fair comparison, we follow the methodology of SVD-LLM, ResSVD, and AdaSVD by randomly sampling 256 examples from the WikiText-2 dataset as calibration data. All experiments are conducted on NVIDIA 3090 GPUs using PyTorch and the Hugging Face framework. The experimental results for SVD, FWSVD, and ASVD are sourced from the SVD-LLM paper, while we employ SVD-LLM as the default SVD decomposition method, with its results reproduced through the open-source repository. The combination of other methods with CPSVD is detailed in the Appendix C.

### 5.1 Main Results

We evaluate the overall performance of the CPSVD method from three perspectives: (1) different compression rates, (2) different model families, and (3) different model sizes.

**Performance at Different Compression Rates** First, to measure the stability of our method, we evaluate the LLaMA2-7B model’s performance on eight datasets at three different compression rates: 20%, 40%, and 60%. The experimental results are presented in Table 1. For language modeling datasets, CPSVD consistently outperforms existing SVD-based methods across all compression rates. Furthermore, we observe that the reduction in perplexity increases with the compression rate. For zero-shot tasks, the accuracy of CPSVD on the six individual tasks surpasses existing methods in most cases. For the average accuracy across the six tasks, CPSVD also achieves a stable performance improvement of 6%-8%.

**Generality Across Different Model Families** To examine the generality of our method across different models, we evaluate the perplexity on WikiText and the average accuracy on the six zero-shot tasks for four models: LLaMA2-7B, OPT-6.7B, Vicuna-7B, and Mistral-7B. The detailed results are shown in Table 2. In all models, CPSVD consistently exceeds the best performance of existing methods.



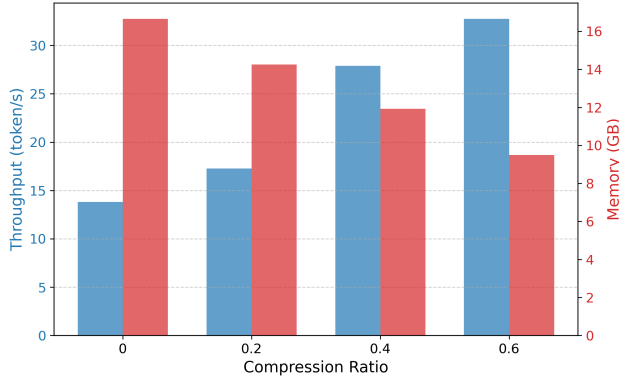


Figure 5: Throughput & Memory Usage of Compressed LLaMA-7B (Batch Size=4, Seq Length=1024).

This demonstrates the broad applicability of the CPSVD method.

Method	LLAMA-13B		LLAMA-30B	
	WikiText↓	Accuracy↑	Wikitext↓	Accuracy↑
Original	5.09	0.59	4.10	0.61
SVD	946.31	0.21	54.11	0.33
FWSVD	15.98	0.43	20.54	0.42
ASVD	6.74	0.52	22.71	0.44
SVD-LLM	6.58	0.52	5.61	0.55
CPSVD	<b>6.05(↓8%)</b>	<b>0.56(↑8%)</b>	<b>5.17(↓8%)</b>	<b>0.58(↑5%)</b>

Table 3: Perplexity(↓) on WikiText-2 and the average accuracy(↑) of the six common sense reasoning datasets of CPSVD and baselines of LLaMA-13B and LLaMA-30B under 20% compression ratio. The relative performance gain compared to the best-performing baseline is marked in bracket.

**Scalability to Different Model Sizes** To test the scalability of our method to different model sizes, we evaluate the language modeling and zero-shot task capabilities of CPSVD and other baselines on LLaMA-13B and LLaMA-30B. As shown in Table 3, the CPSVD method also shows significant optimization effects for models of varying sizes.

## 5.2 Efficiency Results

Following the experimental protocol of SVD-LLM, we measured the throughput and memory usage of the LLaMA-7B model under different compression ratios, with all experiments conducted on a single NVIDIA RTX 3090 GPU. As shown in Figure 5, the throughput exhibits linear growth with increasing compression ratio, while memory consumption decreases linearly with higher compression rates. In Appendix D, we provide the theoretical analysis.

## 5.3 Ablation Study

In this section, we analyze the effectiveness of the three key components used in our CPSVD method: the **layer-wise**

Method	Ratio&Metric	0.2	0.4	0.6
SVD-based	Wiki(↓)	7.9	13.9	72.9
	C4(↓)	16.1	57.3	419.8
+LW	Wiki(↓)	7.9 (↓0%)	12.6 (↓9%)	49.1 (↓33%)
	C4(↓)	15.8 (↓2%)	39.5 (↓31%)	280.3 (↓33%)
+LW+MW	Wiki(↓)	7.7 (↓3%)	11.7 (↓16%)	43.6 (↓40%)
	C4(↓)	14.6 (↓9%)	34.3 (↓40%)	259.5 (↓38%)
+LW+MW+CP	Wiki(↓)	7.3 (↓8%)	10.9 (↓22%)	38.6 (↓47%)
	C4(↓)	11.9 (↓26%)	25.9 (↓55%)	180.9 (↓57%)

Table 4: Perplexity(↓) on WikiText-2 and C4 of layer-wise(LW) compression ratio, module-wise(MW) compression ratio and column-preserving(CP) strategy on LLaMA-7B under 20%, 40% and 60% compression ratio.

**(LW) compression ratio**, the **module-wise (MW) compression ratio**, and the **column-preserving (CP) strategy**. We evaluate the perplexity of the LLaMA-7B model on the WikiText and C4 datasets at three compression rates: 20%, 40%, and 60%. The results are shown in Table 4. In the table, "SVD-based" denotes the baseline SVD decomposition method implemented via SVD-LLM. "+LW" indicates the results of applying different layer-wise compression ratios in addition to the vanilla SVD method. "+LW+MW" further incorporates different module-wise compression ratios within each layer. Finally, "+LW+MW+CP" represents our final proposed method, which combines the different layer-wise and module-wise compression ratios while replacing the SVD-based with our column-preserving SVD method.

As Table 4 shows, all three strategies contribute to perplexity reduction, and their effects vary significantly across different compression rates. The layer-wise compression ratio is not very effective at lower overall compression rates but shows a clear improvement at higher rates. In contrast, both the module-wise compression ratio and the column-preserving strategy provide significant performance gains at all compression rates. These findings not only reveal the different characteristics under various conditions but also highlight the unique contribution of each strategy.

## 6 Conclusion

In this paper, we propose a new model compression method called CPSVD, which leverages a differentiated SVD decomposition. The key insight of our approach is the observation that under an input-aware setting, different columns of a matrix exhibit varying SVD truncation errors. Based on this, we introduce a **column-preserving strategy** to further reduce the overall compression error. Furthermore, our method uses the compression error to guide the allocation of **compression ratios for different modules**. Experimental results across multiple models and datasets demonstrate that CPSVD consistently outperforms existing vanilla SVD methods, providing strong evidence that our column-preserving strategy offers a stable and significant improvement for SVD-based model compression.

## References

- Amini, A.; Gabriel, S.; Lin, S.; Koncel-Kedziorski, R.; Choi, Y.; and Hajishirzi, H. 2019. MathQA: Towards Interpretable Math Word Problem Solving with Operation-Based Formalisms. In Burstein, J.; Doran, C.; and Solorio, T., eds., *Proceedings of the 2019 Conference of the North American Chapter of the Association for Computational Linguistics: Human Language Technologies, Volume 1 (Long and Short Papers)*, 2357–2367. Minneapolis, Minnesota: Association for Computational Linguistics.
- An, Y.; Zhao, X.; Yu, T.; Tang, M.; and Wang, J. 2024. Fluctuation-Based Adaptive Structured Pruning for Large Language Models. *Proceedings of the AAAI Conference on Artificial Intelligence*, 38(10): 10865–10873. Number: 10.
- Bai, H.; Jian, S.; Liang, T.; Yin, Y.; and Wang, H. 2025. ResSVD: Residual Compensated SVD for Large Language Model Compression. ArXiv:2505.20112 [cs].
- Bhatia, R. 1997. *Matrix Analysis*, volume 169 of *Graduate Texts in Mathematics*. New York, NY: Springer. ISBN 978-1-4612-6857-4 978-1-4612-0653-8.
- Bisk, Y.; Zellers, R.; Bras, R. L.; Gao, J.; and Choi, Y. 2020. PIQA: Reasoning about Physical Commonsense in Natural Language. *Proceedings of the AAAI Conference on Artificial Intelligence*, 34(05): 7432–7439. Number: 05.
- Brown, T. B.; Mann, B.; Ryder, N.; Subbiah, M.; Kaplan, J.; Dhariwal, P.; Neelakantan, A.; Shyam, P.; Sastry, G.; Askell, A.; Agarwal, S.; Herbert-Voss, A.; Krueger, G.; Henighan, T.; Child, R.; Ramesh, A.; Ziegler, D. M.; Wu, J.; Winter, C.; Hesse, C.; Chen, M.; Sigler, E.; Litwin, M.; Gray, S.; Chess, B.; Clark, J.; Berner, C.; McCandlish, S.; Radford, A.; Sutskever, I.; and Amodei, D. 2020. Language models are few-shot learners. In *Proceedings of the 34th International Conference on Neural Information Processing Systems, NIPS ’20*, 1877–1901. Red Hook, NY, USA: Curran Associates Inc. ISBN 978-1-7138-2954-6.
- Chavan, A.; Magazine, R.; Kushwaha, S.; Debbah, M.; and Gupta, D. 2024. Faster and Lighter LLMs: A Survey on Current Challenges and Way Forward. volume 9, 7980–7988. ISSN: 1045-0823.
- Chiang, W.-L.; Li, Z.; Lin, Z.; Sheng, Y.; Wu, Z.; Zhang, H.; Zheng, L.; Zhuang, S.; Zhuang, Y.; Gonzalez, J. E.; Stoica, I.; and Xing, E. P. 2023. Vicuna: An Open-Source Chatbot Impressing GPT-4 with 90%\* ChatGPT Quality.
- Clark, P.; Cowhey, I.; Etzioni, O.; Khot, T.; Sabharwal, A.; Schoenick, C.; and Tafford, O. 2018. Think you have Solved Question Answering? Try ARC, the AI2 Reasoning Challenge. ArXiv:1803.05457 [cs].
- Fang, G.; Yin, H.; Muralidharan, S.; Heinrich, G.; Pool, J.; Kautz, J.; Molchanov, P.; and Wang, X. 2024. MaskLLM: Learnable Semi-Structured Sparsity for Large Language Models. *Advances in Neural Information Processing Systems*, 37: 7736–7758.
- Frantar, E.; and Alistarh, D. 2023. SparseGPT: Massive Language Models Can be Accurately Pruned in One-Shot. In *Proceedings of the 40th International Conference on Machine Learning*, 10323–10337. PMLR. ISSN: 2640-3498.
- Frantar, E.; Ashkboos, S.; Hoefler, T.; and Alistarh, D. 2022. OPTQ: Accurate Quantization for Generative Pre-trained Transformers.
- Gao, L.; Tow, J.; Biderman, S.; Black, S.; DiPofi, A.; Foster, C.; Golding, L.; Hsu, J.; McDonnell, K.; Muennighoff, N.; Phang, J.; Reynolds, L.; Tang, E.; Thite, A.; Wang, B.; Wang, K.; and Zou, A. 2021. A framework for few-shot language model evaluation.
- Gu, Y.; Dong, L.; Wei, F.; and Huang, M. 2024. MiniLLM: Knowledge Distillation of Large Language Models. *International Conference on Representation Learning*, 2024: 32694–32717.
- Hassibi, B.; Stork, D.; and Wolff, G. 1993. Optimal Brain Surgeon and general network pruning. In *IEEE International Conference on Neural Networks*, 293–299 vol.1.
- Hsu, Y.-C.; Hua, T.; Chang, S.; Lou, Q.; Shen, Y.; and Jin, H. 2021. Language model compression with weighted low-rank factorization.
- Jiang, A. Q.; Sablayrolles, A.; Mensch, A.; Bamford, C.; Chaplot, D. S.; Casas, D. d. I.; Bressand, F.; Lengyel, G.; Lample, G.; Saulnier, L.; Lavaud, L. R.; Lachaux, M.-A.; Stock, P.; Scao, T. L.; Lavril, T.; Wang, T.; Lacroix, T.; and Sayed, W. E. 2023. Mistral 7B. ArXiv:2310.06825 [cs].
- Kaplan, J.; McCandlish, S.; Henighan, T.; Brown, T. B.; Chess, B.; Child, R.; Gray, S.; Radford, A.; Wu, J.; and Amodei, D. 2020. Scaling Laws for Neural Language Models. ArXiv:2001.08361 [cs].
- Le Cun, Y.; Denker, J. S.; and Solla, S. A. 1989. Optimal brain damage. In *Proceedings of the 3rd International Conference on Neural Information Processing Systems, NIPS’89*, 598–605. Cambridge, MA, USA: MIT Press.
- Li, Y.; Yu, Y.; Zhang, Q.; Liang, C.; He, P.; Chen, W.; and Zhao, T. 2023. LoSparse: Structured Compression of Large Language Models based on Low-Rank and Sparse Approximation.
- Li, Z.; Xia, M.; Zhang, J.; Hui, Z.; Kong, L.; Zhang, Y.; and Yang, X. 2025. AdaSVD: Adaptive Singular Value Decomposition for Large Language Models. ArXiv:2502.01403 [cs].
- Lin, C.-H.; Gao, S.; Smith, J. S.; Patel, A.; Tuli, S.; Shen, Y.; Jin, H.; and Hsu, Y.-C. 2024. MoDeGPT: Modular Decomposition for Large Language Model Compression.
- Ma, X.; Fang, G.; and Wang, X. 2023. LLM-Pruner: On the Structural Pruning of Large Language Models. *Advances in Neural Information Processing Systems*, 36: 21702–21720.
- Men, X.; Xu, M.; Zhang, Q.; Yuan, Q.; Wang, B.; Lin, H.; Lu, Y.; Han, X.; and Chen, W. 2025. ShortGPT: Layers in Large Language Models are More Redundant Than You Expect. In Che, W.; Nabende, J.; Shutova, E.; and Pilehvar, M. T., eds., *Findings of the Association for Computational Linguistics: ACL 2025*, 20192–20204. Vienna, Austria: Association for Computational Linguistics. ISBN 979-8-89176-256-5.
- Merity, S.; Xiong, C.; Bradbury, J.; and Socher, R. 2017. Pointer Sentinel Mixture Models.



- Mihaylov, T.; Clark, P.; Khot, T.; and Sabharwal, A. 2018. Can a Suit of Armor Conduct Electricity? A New Dataset for Open Book Question Answering. In Riloff, E.; Chiang, D.; Hockenmaier, J.; and Tsujii, J., eds., *Proceedings of the 2018 Conference on Empirical Methods in Natural Language Processing*, 2381–2391. Brussels, Belgium: Association for Computational Linguistics.
- Mozaffari, M.; and Dehnavi, M. M. 2024. SLiM: One-shot Quantized Sparse Plus Low-rank Approximation of LLMs.
- Raffel, C.; Shazeer, N.; Roberts, A.; Lee, K.; Narang, S.; Matena, M.; Zhou, Y.; Li, W.; and Liu, P. J. 2020. Exploring the limits of transfer learning with a unified text-to-text transformer. *J. Mach. Learn. Res.*, 21(1): 140:5485–140:5551.
- Sakaguchi, K.; Bras, R. L.; Bhagavatula, C.; and Choi, Y. 2021. WinoGrande: an adversarial winograd schema challenge at scale. *Commun. ACM*, 64(9): 99–106.
- Sun, M.; Liu, Z.; Bair, A.; and Kolter, Z. 2024. A Simple and Effective Pruning Approach for Large Language Models. *International Conference on Representation Learning*, 2024: 4942–4964.
- Touvron, H.; Lavril, T.; Izacard, G.; Martinet, X.; Lachaux, M.-A.; Lacroix, T.; Rozière, B.; Goyal, N.; Hambro, E.; Azhar, F.; Rodriguez, A.; Joulin, A.; Grave, E.; and Lample, G. 2023a. LLaMA: Open and Efficient Foundation Language Models. ArXiv:2302.13971 [cs].
- Touvron, H.; Martin, L.; Stone, K.; Albert, P.; Almahairi, A.; Babaei, Y.; Bashlykov, N.; Batra, S.; Bhargava, P.; Bhosale, S.; Bikel, D.; Blecher, L.; Ferrer, C. C.; Chen, M.; Cucurull, G.; Esiobu, D.; Fernandes, J.; Fu, J.; Fu, W.; Fuller, B.; Gao, C.; Goswami, V.; Goyal, N.; Hartshorn, A.; Hosseini, S.; Hou, R.; Inan, H.; Kardaş, M.; Kerkez, V.; Khabsa, M.; Kloumann, I.; Korenev, A.; Koura, P. S.; Lachaux, M.-A.; Lavril, T.; Lee, J.; Liskovich, D.; Lu, Y.; Mao, Y.; Martinet, X.; Mihaylov, T.; Mishra, P.; Molybog, I.; Nie, Y.; Poulton, A.; Reizenstein, J.; Rungta, R.; Saladi, K.; Schelten, A.; Silva, R.; Smith, E. M.; Subramanian, R.; Tan, X. E.; Tang, B.; Taylor, R.; Williams, A.; Kuan, J. X.; Xu, P.; Yan, Z.; Zarov, I.; Zhang, Y.; Fan, A.; Kambadur, M.; Narang, S.; Rodriguez, A.; Stojnic, R.; Edunov, S.; and Scialom, T. 2023b. Llama 2: Open Foundation and Fine-Tuned Chat Models. ArXiv:2307.09288 [cs].
- Wan, Z.; Wang, X.; Liu, C.; Alam, S.; Zheng, Y.; Liu, J.; Qu, Z.; Yan, S.; Zhu, Y.; Zhang, Q.; Chowdhury, M.; and Zhang, M. 2024. Efficient Large Language Models: A Survey. *Transactions on Machine Learning Research*.
- Wang, X.; Zheng, Y.; Wan, Z.; and Zhang, M. 2024. SVD-LLM: Truncation-aware Singular Value Decomposition for Large Language Model Compression.
- Xia, M.; Gao, T.; Zeng, Z.; and Chen, D. 2023. Sheared LLaMA: Accelerating Language Model Pre-training via Structured Pruning.
- Xiao, G.; Lin, J.; Seznec, M.; Wu, H.; Demouth, J.; and Han, S. 2023. SmoothQuant: accurate and efficient post-training quantization for large language models. In *Proceedings of the 40th International Conference on Machine Learning*, volume 202 of *ICML'23*, 38087–38099. Honolulu, Hawaii, USA: JMLR.org.
- Xu, P.; Shao, W.; Chen, M.; Tang, S.; Zhang, K.; Gao, P.; An, F.; Qiao, Y.; and Luo, P. 2023. BESA: Pruning Large Language Models with Blockwise Parameter-Efficient Sparsity Allocation.
- Yin, L.; Wu, Y.; Zhang, Z.; Hsieh, C.-Y.; Wang, Y.; Jia, Y.; Li, G.; Jaiswal, A.; Pechenizkiy, M.; Liang, Y.; Bendersky, M.; Wang, Z.; and Liu, S. 2024. Outlier weighed layerwise sparsity (OWL): a missing secret sauce for pruning LLMs to high sparsity. In *Proceedings of the 41st International Conference on Machine Learning*, volume 235 of *ICML'24*, 57101–57115. Vienna, Austria: JMLR.org.
- Yuan, Z.; Shang, Y.; Song, Y.; Wu, Q.; Yan, Y.; and Sun, G. 2024. ASVD: Activation-aware Singular Value Decomposition for Compressing Large Language Models. ArXiv:2312.05821 [cs].
- Zellers, R.; Holtzman, A.; Bisk, Y.; Farhadi, A.; and Choi, Y. 2019. HellaSwag: Can a Machine Really Finish Your Sentence? In Korhonen, A.; Traum, D.; and Màrquez, L., eds., *Proceedings of the 57th Annual Meeting of the Association for Computational Linguistics*, 4791–4800. Florence, Italy: Association for Computational Linguistics.
- Zhang, S.; Roller, S.; Goyal, N.; Artetxe, M.; Chen, M.; Chen, S.; Dewan, C.; Diab, M.; Li, X.; Lin, X. V.; Mihaylov, T.; Ott, M.; Shleifer, S.; Shuster, K.; Simig, D.; Koura, P. S.; Sridhar, A.; Wang, T.; and Zettlemoyer, L. 2022. OPT: Open Pre-trained Transformer Language Models. ArXiv:2205.01068 [cs].
- Zhong, Q.; Ding, L.; Shen, L.; Liu, J.; Du, B.; and Tao, D. 2024. Revisiting Knowledge Distillation for Autoregressive Language Models. In Ku, L.-W.; Martins, A.; and Sriku-mar, V., eds., *Proceedings of the 62nd Annual Meeting of the Association for Computational Linguistics (Volume 1: Long Papers)*, 10900–10913. Bangkok, Thailand: Association for Computational Linguistics.
- Zhou, C.; Qiao, Q.; Zhang, W.; and Jin, C. 2025. Large Language Model Compression with Global Rank and Sparsity Optimization. ArXiv:2505.03801 [cs].
- Zhou, Z.; Ning, X.; Hong, K.; Fu, T.; Xu, J.; Li, S.; Lou, Y.; Wang, L.; Yuan, Z.; Li, X.; Yan, S.; Dai, G.; Zhang, X.-P.; Dong, Y.; and Wang, Y. 2024. A Survey on Efficient Inference for Large Language Models. ArXiv:2404.14294 [cs].

## A Pseudocode for CPSVD

This section outlines the specific algorithm used by CPSVD, with the overall framework shown in Algorithm 1. Algorithm 1 consists of three main parts: layer compression rate allocation (lines 1 and 2), intra-layer module compression rate allocation (lines 4 to 13), and the column-preserving SVD decomposition strategy (lines 14 to 23).

The column-preserving strategy in the algorithm divides the parameter matrix into two parts: columns that are directly retained and columns that need to be decomposed. For the specific decomposition algorithm, various existing LLM-specific decomposition algorithms can be used, such as ASVD(Yuan et al. 2024), SVD-LLM(Wang et al. 2024), ResSVD(Bai et al. 2025), and AdaSVD(Li et al. 2025). Here, we use SVD-LLM as the default decomposition algorithm, and its specific pseudocode is shown in Algorithm 2. The ternary search procedure for determining the optimal number of preserved columns is detailed in Algorithm 3. The process for calculating the reconstruction error used in the ternary search is shown in Algorithm 4.

## B Comparison of AdaSVD and ResSVD

Ratio	Method	Wikitext( $\downarrow$ )	c4( $\downarrow$ )
0%	Original	5.48	7.28
40%	SVD-LLM	16.11	61.96
	AdaSVD	14.76	56.98
	ResSVD	14.17	43.19
	CPSVD	<b>12.55</b> ( $\downarrow$ 11%)	<b>31.76</b> ( $\downarrow$ 26%)
50%	SVD-LLM	27.19	129.71
	AdaSVD	25.58	113.84
	ResSVD	24.26	100.34
	CPSVD	<b>19.27</b> ( $\downarrow$ 21%)	<b>77.55</b> ( $\downarrow$ 23%)
60%	SVD-LLM	89.90	561.00
	AdaSVD	50.33	239.18
	ResSVD	58.88	255.70
	CPSVD	<b>44.22</b> ( $\downarrow$ 12%)	<b>222.38</b> ( $\downarrow$ 7%)

Table 5: Perplexity( $\downarrow$ ) on WikiText-2 and C4 of CPSVD and baselines of LLaMA2-7B under 40%-60% compression ratio. The relative performance gain compared to the best-performing baseline is marked in bracket.

In this section, we compare CPSVD with two other SVD-based LLM compression methods, AdaSVD(Li et al. 2025) and ResSVD(Bai et al. 2025). Since these two methods are not open-source, we compare the perplexity of the LLaMA2-7B model on the wikitext and c4 datasets at three compression ratios—40%, 50%, and 60%—as reported in the papers((Yuan et al. 2024),(Bai et al. 2025)). The results are shown in Table 5. Although CPSVD uses the worst baseline, SVD-LLM(Wang et al. 2024), as its default SVD decomposition method, the final results show that CPSVD still achieves the best performance. This fully demonstrates the significant improvements in model performance brought by

the multiple strategies used in the CPSVD method. We believe that if a more advanced baseline were used, the CPSVD method could achieve even better results(C).

## C CPSVD with other SVD-base Methods

Our column-preserving strategy is a method that dynamically determines which columns to retain and which to decompose based on the actual column errors. It is applicable to all SVD decomposition methods where column errors differ significantly, and not just limited to the SVD-LLM method used in our main text. In fact, since column errors are related to the input, and the input represents the model’s own features unaffected by SVD decomposition, we believe our column-preserving strategy has broad applications in SVD-based decomposition methods. Here, we choose another open-source LLM decomposition method, ASVD(Yuan et al. 2024), to verify the universality of our approach. To be consistent with previous experimental settings, the ASVD method here does not consider the lm head.

Column-preserving strategy’s performance improvement for the ASVD method is shown in Table 6. Here, we conducted experiments on the LLaMA2-7B model with three different compression ratios—20%, 40%, and 60%—on two language modeling datasets and six zero-shot tasks. The results indicate that the column-preserving method leads to a performance improvement in both language modeling and zero-shot task capabilities. Specifically, the improvement in language modeling capability is greater than that for zero-shot tasks, and the improvement at high compression ratios is greater than at low compression ratios. The experimental results demonstrate the universality of the column-preserving strategy for SVD-based decomposition methods.

## D Theoretical Analysis of Efficiency

To analyze the computational and storage efficiency of our method, consider a linear layer with weight matrix  $W \in \mathbb{R}^{m \times n}$  and input matrix  $X \in \mathbb{R}^{n \times d}$ . A standard dense matrix multiplication  $WX$  requires  $\mathcal{O}(mnd)$  floating-point operations (FLOPs). To reduce this cost, a common approach is to apply low-rank approximation by decomposing  $W \approx UV^\top$ , where  $U \in \mathbb{R}^{m \times r}$ ,  $V \in \mathbb{R}^{n \times r}$ , and  $r \ll \min(m, n)$ . This leads to an efficient computation  $WX \approx U(V^\top X)$  with complexity:

$$\mathcal{O}(nrd + mrd) = \mathcal{O}((m + n)rd).$$

Given a target compression ratio  $\rho \in (0, 1)$ , the number of parameters is constrained by  $r(m + n) \leq \rho mn$ , yielding:

$$r = \frac{\rho mn}{m + n},$$

and the total computation becomes  $\mathcal{O}(\rho mnd)$ , which is linearly reduced with respect to  $\rho$ .

In contrast, our hybrid strategy divides the columns of  $W$  into two parts: - The first  $c$  columns are retained exactly, forming  $W_c \in \mathbb{R}^{m \times c}$ ; - The remaining  $n - c$  columns are compressed using low-rank SVD, yielding a factorization  $U \in \mathbb{R}^{m \times r}$ ,  $V \in \mathbb{R}^{(n-c) \times r}$ .

---

**Algorithm 1: CPSVD: Column-Preserving SVD Compression**


---

**Input:** Layer weight matrices  $\{\mathbf{W}_i\}_{i=1}^T$ , input activations  $\mathbf{X}$ , target compression ratio  $r_{\text{total}}$ , number of layers  $N$   
**Output:** Compressed weights  $\{\mathbf{W}'_i\}_{i=1}^T$

- 1: Compute layer-wise importance:  $s^{(l)} = 1 - \cos(\mathbf{x}_{\text{in}}^{(l)}, \mathbf{x}_{\text{out}}^{(l)})$
- 2: Compute layer-wise compression rate:  $r^{(l)} = N \cdot r_{\text{total}} \cdot \text{softmax}\left(-\frac{s^{(l)}}{t}\right)$
- 3: **for** each layer  $l = 1$  to  $N$  **do**
- 4:   **for** each module (parameter matrix)  $\mathbf{W}_i$  in layer  $l$  **do**
- 5:     Compute weighted reconstruction error:  $E_i = \|(\mathbf{W}_i - \hat{\mathbf{W}}_i)\mathbf{X}\|_F / \|\mathbf{W}_i\mathbf{X}\|_F$
- 6:     Rank modules by  $E_i$  to get index  $I_i$
- 7:     Compute importance:  $V_i = \frac{P_i}{\exp(I_i/\alpha)}$ ,  $\triangleright P_i$ : number of parameters in  $\mathbf{W}_i$
- 8:   **end for**
- 9:   Compute total parameters to prune:  $\Delta P = r^{(l)} \cdot \sum_i P_i$
- 10:   **for** each module  $\mathbf{W}_i$  **do**
- 11:     Allocate pruning budget:  $\Delta P_i = \Delta P \cdot \frac{V_i}{\sum_j V_j}$
- 12:     Compute module compression ratio:  $r_i = \Delta P_i / P_i$
- 13:   **end for**
- 14:   **for** each module  $\mathbf{W}_i$  **do**
- 15:     Perform SVD with input-aware:  $\mathbf{W}_i = \text{SVD\_Based\_Method}(\mathbf{W}_i, \mathbf{X}) = \mathbf{U}'_i \mathbf{V}'_i{}^\top$
- 16:     Perform low\_rank truncation with  $r^{(l)}$ :  $\mathbf{W}_r = \mathbf{U}'_r \mathbf{V}'_r{}^\top$
- 17:     Compute column-wise importance:  $L_j = \|(\mathbf{W}_i - \mathbf{W}_r)_{:,j} \cdot \mathbf{X}_{j,:}\|_F$
- 18:     Sort  $L_j$  in descending order
- 19:     Use ternary search to find  $c$  minimizing reconstruction loss
- 20:     Select top- $c$  columns:  $S = \{j \mid L_j \text{ in top-}c\}$
- 21:     Define preserved and compressible sets:  $S$  and  $\bar{S}$
- 22:     Output compressed module:  $\mathbf{W}'_i = \left[ \mathbf{W}_i^{(S)}, \text{SVD\_Based\_Method}(\mathbf{W}_i^{(\bar{S})}, \mathbf{X}^{(\bar{S})}) \right]$
- 23:   **end for**
- 24: **end for**
- 25: **return**  $\{\mathbf{W}'_i\}_{i=1}^T$

---



---

**Algorithm 2: SVD\_Based\_Method**


---

**Input:** Weight matrix  $\mathbf{W} \in \mathbb{R}^{m \times n}$ , input matrix  $\mathbf{X} \in \mathbb{R}^{n \times p}$   
**Output:**  $\mathbf{U}' \in \mathbb{R}^{m \times r}$ ,  $\mathbf{V}'^\top \in \mathbb{R}^{r \times n}$

- 1: Compute  $\mathbf{H} \leftarrow \mathbf{X}\mathbf{X}^\top$
- 2: **while** Cholesky decomposition of  $\mathbf{H}$  fails **do**
- 3:   Add damping to diagonal:  $H_{ii} \leftarrow H_{ii} + \delta$ , where  $\delta$  is a small positive value
- 4: **end while**
- 5: Compute Cholesky decomposition:  $\mathbf{L} \leftarrow \text{Cholesky}(\mathbf{H})$
- 6: **if**  $\mathbf{L}$  is not invertible **then**
- 7:    $\mathbf{L} \leftarrow \mathbf{L} + \epsilon \mathbf{I}$ , where  $\mathbf{I}$  is the identity matrix and  $\epsilon$  is a small positive number
- 8: **end if**
- 9: Compute inverse:  $\mathbf{L}^{-1} \leftarrow \text{Inverse}(\mathbf{L})$
- 10: Compute weighted matrix:  $\mathbf{W}_L \leftarrow \mathbf{W} \times \mathbf{L}$
- 11: Perform singular value decomposition:  $[\mathbf{U}, \mathbf{S}, \mathbf{V}^\top] \leftarrow \text{SVD}(\mathbf{W}_L)$
- 12: Construct diagonal matrix  $\sqrt{\Sigma} \leftarrow \text{diag}(\sqrt{\mathbf{S}})$
- 13: Compute decomposed matrices:
 
$$\mathbf{U}' \leftarrow \mathbf{U}\sqrt{\Sigma}, \quad \mathbf{V}'^\top \leftarrow \sqrt{\Sigma}\mathbf{V}^\top \mathbf{L}^{-1}$$
- 14: **return**  $\mathbf{U}', \mathbf{V}'^\top$

---

RATIO	METHOD	Wikitext↓	C4↓	OBQA	ARC-e	WinoG.	PIQA	HellaS.	MathQA	Average↑
0%	Original	5.48	7.28	0.31	0.76	0.69	0.78	0.57	0.27	0.56
20%	ASVD	9.02	11.59	<b>0.30</b>	0.66	0.63	0.72	0.48	<b>0.25</b>	0.51
	+CP	<b>7.83</b> (↓13%)	<b>10.80</b> (↓7%)	<b>0.30</b>	<b>0.69</b>	<b>0.65</b>	<b>0.75</b>	<b>0.49</b>	0.24	<b>0.52</b> (↑2%)
40%	ASVD	2648	3433	<b>0.15</b>	0.26	0.50	0.53	0.26	0.20	0.32
	+CP	<b>126</b> (↓95%)	<b>145</b> (↓96%)	0.14	<b>0.30</b>	<b>0.53</b>	<b>0.55</b>	<b>0.27</b>	<b>0.21</b>	<b>0.33</b> (↑3%)
60%	ASVD	NaN	NaN	0.15	0.25	0.48	<b>0.52</b>	<b>0.26</b>	0.20	0.31
	+CP	<b>7980</b> (↓99%)	<b>9428</b> (↓99%)	<b>0.16</b>	<b>0.27</b>	<b>0.52</b>	<b>0.52</b>	<b>0.26</b>	<b>0.21</b>	<b>0.32</b> (↑3%)

Table 6: Performance of LLaMA2-7B compressed by ASVD and ASVD with column-preserving strategy under different compression ratio on two language modeling datasets(measured by perplexity(↓), six common sense reasoning datasets(measured by accuracy(↑)). The best performance is marked in bold. The relative performance gain compared to the best-performing baseline is marked in bracket.

---

#### Algorithm 3: Ternary Search

---

**Input:** Sorted importance indices  $indices$ , rank  $r$ , matrices  $W, H$   
**Output:** Optimal column count  $c$  minimizing reconstruction error

```

1:  $low \leftarrow 0, high \leftarrow r$ 
2:  $\varphi \leftarrow (\sqrt{5} - 1)/2, \varphi^2 \leftarrow \varphi^2$ 
3:  $h \leftarrow high - low$ 
4:  $p_1 \leftarrow low + \text{round}(\varphi^2 \cdot h)$ 
5:  $p_2 \leftarrow low + \text{round}(\varphi \cdot h)$ 
6:  $e_1 \leftarrow \text{ReconstructionError}(W, H, indices, r, p_1)$ 
7:  $e_2 \leftarrow \text{ReconstructionError}(W, H, indices, r, p_2)$ 
8: while  $high - low \geq 3$  do
9:   if  $e_1 < e_2$  then
10:     $high \leftarrow p_2, p_2 \leftarrow p_1, e_2 \leftarrow e_1$ 
11:     $h \leftarrow high - low, p_1 \leftarrow low + \text{round}(\varphi^2 \cdot h)$ 
12:     $e_1 \leftarrow \text{ReconstructionError}(W, H, indices, r, p_1)$ 
13:   else
14:     $low \leftarrow p_1, p_1 \leftarrow p_2, e_1 \leftarrow e_2$ 
15:     $h \leftarrow high - low, p_2 \leftarrow low + \text{round}(\varphi \cdot h)$ 
16:     $e_2 \leftarrow \text{ReconstructionError}(W, H, indices, r, p_2)$ 
17:   end if
18: end while
19:  $c \leftarrow p_1, min\_e \leftarrow e_1$   $\triangleright$  Initialize best column count
20: if  $e_2 < min\_e$  then
21:    $min\_e \leftarrow e_2, c \leftarrow p_2$ 
22: end if
23: for  $i = low$  to  $high$  do
24:   if  $i == p_1$  or  $i == p_2$  then
25:    continue
26:   end if
27:    $e \leftarrow \text{ReconstructionError}(W, H, indices, r, i)$ 
28:   if  $e < min\_e$  then
29:     $min\_e \leftarrow e, c \leftarrow i$ 
30:   end if
31: end for
32: return  $c$ 

```

---



---

#### Algorithm 4: ReconstructionError

---

**Input:** Weight matrix  $W$ , input matrix  $X$ , sorted importance indices  $indices$ , total rank  $r$ , column preserve count  $\delta_r$   
**Output:** Reconstruction error  $e$

```

1:  $rank_c \leftarrow r - \delta_r$ 
2:  $f \leftarrow \frac{m+n}{m-rank_c}$   $\triangleright$  Adjustment factor based on layer dimensions
3:  $\delta_c \leftarrow \text{round}(\delta_r \cdot f)$ 
4:  $full\_indices \leftarrow \{0, 1, \dots, n-1\}$ 
5:  $col\_indices \leftarrow \text{top } \delta_c \text{ indices from } indices$ 
6:  $svd\_indices \leftarrow full\_indices \setminus col\_indices$ 
7: Extract submatrices:
8:    $W_c \leftarrow W[:, svd\_indices]$ 
9:    $X_c \leftarrow X[svd\_indices, :]$ 
10:  $U', V'^T = \text{SVD\_Based\_Method}(W_c, X_c)$ 
11:  $e = \|(Wc - U'V'^T)X_c\|_F$ 
12: return  $e$ 

```

---

Let  $X = [X_c \ X_r]$ , where  $X_c \in \mathbb{R}^{c \times d}$  and  $X_r \in \mathbb{R}^{(n-c) \times d}$  are the corresponding partitions of the input. Then, the output becomes:

$$WX \approx W_c X_c + U(V^\top X_r).$$

The computation cost of this hybrid method is given by:

$$\mathcal{C}(c, r) = d \cdot [mc + r(n - c + m)],$$

which includes  $mc \cdot d$  FLOPs for the exact part and  $r(n - c)d + mrd$  FLOPs for the low-rank part.

To ensure the total number of parameters remains under the compression budget  $\rho mn$ , we impose:

$$mc + r(m + n - c) \leq \rho mn,$$

which can be rearranged to solve for the admissible rank:

$$r = \frac{\rho mn - mc}{m + n - c}.$$

Substituting this expression for  $r$  into  $\mathcal{C}(c, r)$  shows that the total computation remains approximately:

$$\mathcal{C}(c) = d \cdot \left[ mc + \frac{\rho mn - mc}{m + n - c} (n - c + m) \right] = \rho mn,$$

which simplifies back to roughly  $\mathcal{O}(\rho mnd)$ , consistent with the baseline low-rank method. Thus, under fixed parameter budget  $\rho mn$ , optimizing over  $c$  does not change the total computation but adjusts the allocation between exact and low-rank components.

For storage efficiency, the baseline low-rank method requires storing  $r(m + n)$  parameters. In the hybrid case, the retained part contributes  $mc$  parameters, and the low-rank part contributes  $r(m + n - c)$ , leading to:

$$\text{Total Parameters} = mc + r(m + n - c) \leq \rho mn,$$

with equality if the budget is fully utilized. This confirms that our method preserves both the computational and storage constraints.

In summary, the standard low-rank method based on SVD can be viewed as a special case of our hybrid strategy with  $c = 0$ , where all columns are compressed via low-rank decomposition. Under a given compression ratio  $\rho$ , both approaches share the same leading-order computational and storage complexity  $\mathcal{O}(\rho mnd)$ , but differ in how this budget is utilized. The hybrid method generalizes the low-rank approach by allowing partial column preservation, offering a flexible trade-off: it retains important columns exactly while applying compression only to the remaining less critical ones. This selective treatment may lead to improved empirical performance, especially when certain columns contain disproportionately important information.