

Docker-based CI/CD for Rocq/OCaml projects

Érik MARTIN-DOREL
 erik@martin-dorel.org
 Independent Researcher, Toulouse, France

20 October 2025

Abstract

This paper presents three closely-related software projects, namely: {docker-coq, docker-coq-action, docker-keeper}. It aims at two objectives: provide a high-level description of the available features—to foster the use of a Docker-based CI/CD for Rocq (formerly known as Coq) or OCaml projects—and document the underlying requirements and the main design choices of these three DevOps tools—to help their future maintainers.

Contents

1	Introduction	2
2	Background (CI/CD & Docker)	2
3	docker-base, docker-coq, and docker-mathcomp	6
4	docker-hub-helper	7
5	docker-keeper: objectives and interface	7
6	docker-keeper: inner workings	12
7	docker-coq-action: objectives and interface	14
8	docker-coq-action: inner workings	16
9	docker-coq contribs: related works, evaluation	18
10	Conclusion and perspectives	23
	List of figures	24
	List of tables	24
	References	24

1 Introduction

This paper has been written in 2024 (while the author was with lab. IRIT at *Université de Toulouse*) then revised in October 2025. It presents three closely-related software projects, namely `docker-coq`, `docker-coq-action`, and `docker-keeper`. It aims at two objectives: provide a high-level description of the available features—to foster the use of a Docker-based CI/CD for Rocq or OCaml projects—and document the underlying requirements and the main design choices of these DevOps tools—to help the future `docker-rocq` maintainers.

Thanks to his teaching activities in the Software Engineering Master of Univ. Toulouse (*Master SDL*), the author have become fluent with the *CI/CD* approach as well as with *OS-level virtualization using Docker*, which he then applied in his research in the Rocq and OCaml communities.

In the sequel, we will recap the main features of these two methodologies in Section 2, then present our software engineering contributions in this scope: `docker-coq` in Section 3, `docker-hub-helper` in Section 4, `docker-keeper` in Sections 5 and 6, `docker-coq-action` in Sections 7 and 8, while Section 9 will be devoted to a qualitative evaluation of this Docker-based approach, comparing with other state-of-the-art approaches. Then, Section 10 provides conclusions and perspectives. The work described in this paper has been first presented in the Coq Workshop 2020 [9].

In March 2025, the *Coq proof assistant* has been renamed as the *Rocq prover*¹ (version 9.0.0) but for the sake of simplicity, we will use the initial names throughout the paper, namely (Coq & `docker-coq` & `docker-coq-action`) instead of (Rocq & `docker-rocq` & `docker-opam-action`).

2 Background (CI/CD & Docker)

The term “CI” has been coined by Grady Booch [2, p. 256] in the context of software engineering with object-oriented programming languages, which then became a key practice of extreme programming (cf. Beck [1]) then of agile methodologies in general, aiming to “deliver working software frequently”. Martin Fowler provides a very detailed description of CI, divided in 11 practices (see Figure 1). Briefly speaking, CI is a general methodology that aims at systematically and automatically running jobs for each push in the main development branch. These jobs are generally run in a continuous integration platform (e.g., Jenkins, Travis CI, CircleCI, GitLab CI, GitHub Actions, etc.), and organized in pipelines containing several stages, typically for building the project, running unit tests, integration tests, and so on (see Figure 2). A job failure prevents running the subsequent stages, and sets an error status for the pipeline. CI makes it possible to detect integration issues or regressions very early in the development, and thereby reduces the cost of software bugs (incidentally, CI also significantly improves developer experience). Thus to some extent, CI can be viewed as a V & V technique that should be continuously applied in the software lifecycle, namely for each commit of the main development branch, and typically also for feature branches within a “pull request” process, in order to provide pull-request reviewers with more insight about the correctness of the candidate contribution. The last step that can occur in a CI pipeline is named

¹cf. <https://rocq-prover.org/about#Name>

1. maintain a single source repository using version control;
2. “automate the build” using dedicated tools;
3. include automated tests in the build process;
4. integrate developed code in the main branch frequently;
5. ensure the main branch always builds, using a dedicated machine;
6. “fix broken builds immediately”;
7. “keep the build fast” (if need be, using so-called pipelines);
8. “hide work-in-progress” that is not production-ready (using feature flags or so);
9. “test in a clone of the production environment”;
10. ensure the build status is clearly visible;
11. “automate deployment” into production.

Figure 1: Practices of Continuous Integration (cf. Fowler [4]).

“CD” (so “CI/CD” is often used to denote the whole practice), but it should be noted that CD can denote two slightly different approaches: (i) Continuous Delivery, where the deployment to production is only done on-demand, after validation steps such as manual review or acceptance tests in a pre-production environment; (ii) Continuous Deployment, where a successful CI pipeline automatically triggers a deployment to production (so that in this latter approach, the confidence in the testing suite is paramount).

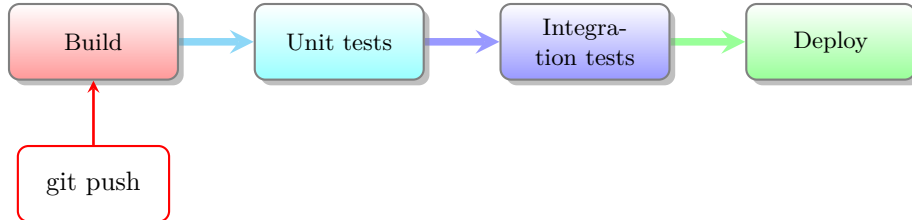


Figure 2: Example of a 4-stage CI/CD pipeline.

In the context of Coq projects, even if a successful build means already “more” than a mere compilation in a conventional programming language, due to the presence of accompanying Coq proofs, a CI pipeline can involve all these standard stages, namely, *building* the project with `coqc`, running end-to-end *tests*, benchmarks, or compatibility checks,² then automatically *deploying* artifacts, which can just as well be documentation artifacts. For any Coq project that follows one such CI/CD approach, a valuable insight provided by the CI amounts to telling which tested versions of Coq are compatible. (For the record, the current release cycle of Coq yields a major release about every six months.³)

As mentioned earlier in this section, several continuous integration platforms are available: roughly speaking, they consist in a dedicated server (that can be

²A good example is given by the CI infrastructure of Coq itself, where a systematic testing of reverse dependencies has been applied with Théo Zimmermann’s work [16, Chap. 3.6].

³cf. <https://github.com/coq/coq/blob/master/CONTRIBUTING.md#beta-testing>

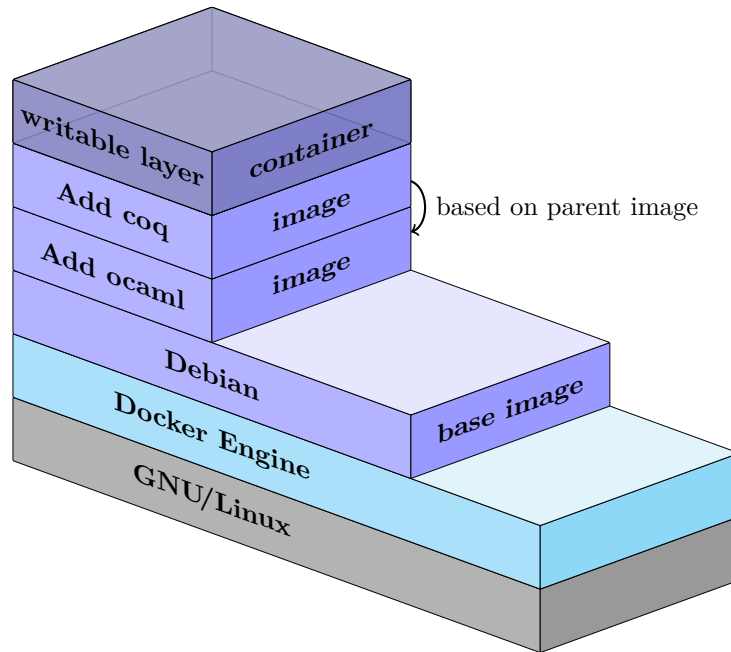


Figure 3: Docker’s filesystem architecture: it relies on layered images (which are read-only), a common layer can be shared between several images, and will be stored only once; and there are containers (starting from an image, endowed with a writable layer), which can in turn be “snapshotted” to get new images.

on-premise or hosted by a cloud provider) that is in charge of running pipelines (fetching the relevant code, building it, and running tests), ideally in an isolated way. This isolation can be achieved by virtualization techniques, either using hypervisors (VMs) or OS-level virtualization (Docker⁴ containers). Generally speaking, the use of containers has several advantages over the use of mere VMs: containers are lightweight in terms of disk, memory, and CPU usage, given they do not emulate a whole OS, but just consist in Linux processes that are isolated by relying on specific features of the Linux kernel (in particular: isolation w.r.t. other processes and network, thanks to namespaces; limiting resources usage (memory/CPU/etc.), thanks to control groups; limiting root privileges at a very granular level, thanks to capabilities; isolation w.r.t. the host filesystem, thanks to “chroot jails”). Beyond the notion of container and the corresponding isolation features that Docker makes easy to use, Docker introduces the notion of image (roughly, a snapshot of a container’s filesystem). Figure 3 gives an overview of Docker’s filesystem architecture on the local host, while Figure 4 summarizes the overall architecture of Docker Engine w.r.t. remote Docker registries, along with the impact of the main command-line requests on the lifecycle of Docker containers.

Finally, it can be noted that using Docker containers in the context of CI makes a lot of sense, as they make it possible to enhance reproducibility, or

⁴First released in March 2013 as free software.

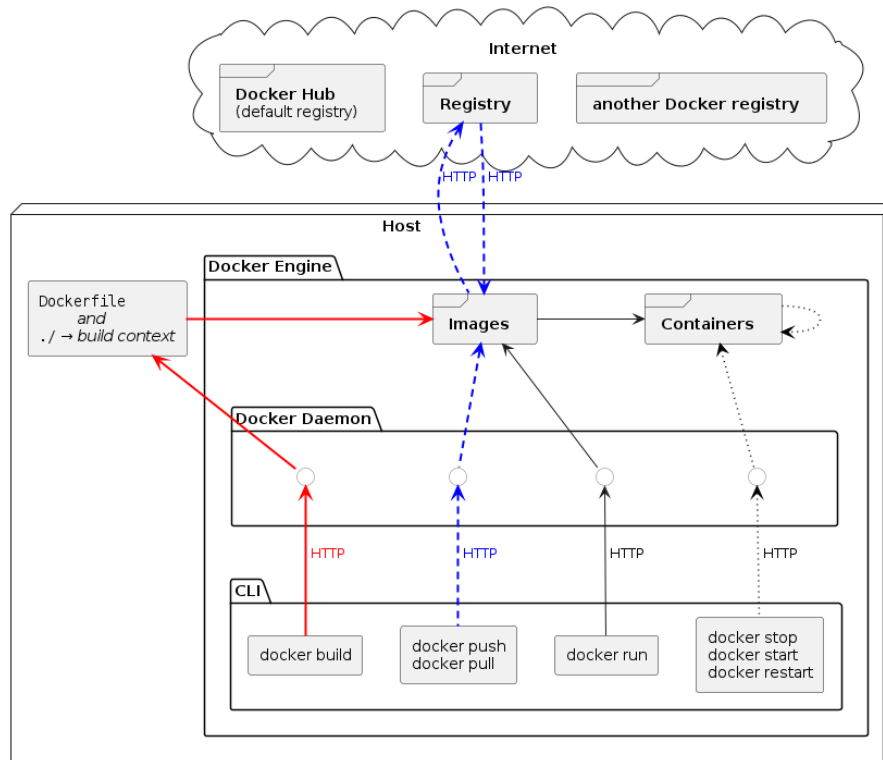


Figure 4: Docker Engine’s architecture: four major commands are exemplified, with a different arrow style for each of them; images can be built on the host (using a **Dockerfile** along with the so-called *build context*), pushed or pulled from a remote *Docker registry*, and run locally to get a container that can then be stopped, restarted, and so on.

performance in a portable manner. To be more precise, a Docker-based CI/CD pipeline can successively build a Docker image, test it, then deploy it in production, with the guarantee that the deployed artifact is exactly the same as the one that was tested in the pipeline (cf. Practice 8 of Figure 1). Besides, another typical approach (which will be instrumental in the upcoming Section 3) is the ability to prepare dedicated Docker images where the main project’s dependencies are prebuilt. Then, the CI pipelines are run starting from these images. This Docker-based approach is compatible with most continuous integration platforms (whatever is their underlying OS, thanks to Docker’s portability, e.g., we can build a Debian-based image on an Ubuntu host, then run it on a Fedora or a Windows 11 host), and above all, this makes it possible to significantly reduce the overall CI time.

3 docker-base, docker-coq, and docker-mathcomp

Given Coq is mostly written in OCaml which comes with its own source-based package manager (OPAM⁵), a natural way to install Coq itself, as well as Coq projects, consists in using OPAM. We can then rely on Docker to get binary packages of Coq in a given Linux distribution (say, Debian stable) and distribute them on Docker Hub. This is precisely the aim of the docker-coq project [12]. And likewise for the docker-mathcomp project [8] (a prebuilt OPAM switch with `coq` and `coq-mathcomp-character` packages). Initially, their development started with the need to build the ValidSDP project [13] within Travis CI (the *de facto* standard CI platform for GitHub in that time), which imposed a 50' time limit for each build. Given that ValidSDP depends on a large number of dependencies (Coq + nine OCaml or Coq libraries), it was paramount to be able to prebuild a large part of the dependencies (here, Coq and MathComp). Although Travis CI did not directly support Docker,⁶ but allowed to spin a Docker service and manually call `docker run` or related commands, the Docker-based approach looked promising (while Travis' native caching features were useless, because for a CI caching to be successful, the build needs to proceed at least once). For the record, two different templates for Travis CI were ultimately written.⁷ They were functional albeit quite “verbose” (especially the first template “docker-coq-travis-ci-demo-1”, because of the explicit presence of docker arguments as well as the various quoting levels involved).

As a prerequisite of this Travis CI based setup, my first experiments with Docker Hub to “dockerize” Coq started in August 2018; I contacted the Coq team on⁸ September 13, 2018 to suggest one distributes images of Coq for both stable and `dev` versions, then a fruitful discussion was launched. We announced the availability of the `coqorg/coq` images on the coq-club mailing list in⁹ November 2018. Since then, I have been maintaining four different images repositories, which are summarized in Figure 5 and Table 1.

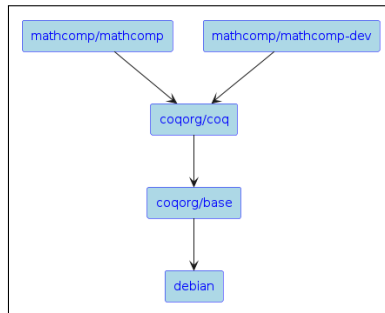


Figure 5: Hierarchy of the images: arrows “ $x \rightarrow y$ ” stand for “ x has as parent image y ”. Regarding Docker’s syntax of image names: they have the form `repo:tag` where `repo` is either “`some-domain.tld/user/name`” (2 slashes or more) for custom registries, “`user/name`” (1 slash) for the default registry = Docker Hub, or “`name`” (no slash) for official images, such as `ubuntu`, `debian`, `python`, `mysql`, etc.

⁵cf. <https://opam.ocaml.org/>

⁶A Travis CI issue is still open on this very topic: <https://github.com/travis-ci/travis-ci/issues/7726>

⁷cf. <https://github.com/erikmd/docker-coq-travis-ci-demo-1/blob/master/.travis.yml> & <https://github.com/erikmd/docker-coq-travis-ci-demo-2/blob/master/.travis.yml>

⁸cf. <https://github.com/coq/coq/issues/8474>

⁹cf. <https://sympa.inria.fr/sympa/arc/coq-club/2018-11/msg00035.html>

Docker Hub repository	build infrastructure	GitHub repository with Dockerfiles
<code>mathcomp/mathcomp-dev</code>	custom CI/CD	<code>github.com/math-comp/math-comp</code>
<code>mathcomp/mathcomp</code>	<code>docker-keeper</code>	<code>github.com/math-comp/docker-mathcomp</code>
<code>coqorg/coq</code>	<code>docker-keeper</code>	<code>github.com/coq-community/docker-coq</code>
<code>coqorg/base</code>	<code>docker-keeper</code>	<code>github.com/coq-community/docker-base</code>
<code>debian</code>	official images	omitted for brevity

Table 1: URL of the Docker image repositories and their respective Dockerfile repositories. The current infrastructure strongly relies on the `docker-keeper` tool, which will be presented in Section 5.

4 docker-hub-helper

Contrarily to source tarballs associated to each release of Coq, the Docker images built from a given release are intended to be rebuilt on a regular basis, given (i) they incorporate a whole Linux distribution, which thereby benefits from package updates (including—but not limited to—security updates) and (ii) they also need to integrate new versions of some essential tools and libraries (including the OPAM binary, the OCaml compiler, or the `dune` package). Hence the need for some tooling to automate part of the process.

The first approach (that was applied from November 2018 until June 2020) relied on Docker Hub’s standard feature called “automated builds”. This feature consists in associating the Docker Hub repository with a GitHub repository, and reading the Dockerfile (containing the precise Coq version and all build details) from a dedicated branch. In the sequel, we will refer to this repository model as the *multi-branches infrastructure*.

For all Coq versions, given the Dockerfiles were almost identical but not fully, a ~500-LOC Python 3 helper tool (`docker-hub-helper` [7]) was written to help maintaining both Coq and MathComp Docker Hub repositories, handling Git branches semi-automatically as well as HTTP requests to trigger rebuilds.

5 docker-keeper: objectives and interface

The approach mentioned in the previous section was unsatisfactory, due to two main concerns. First, it did not scale, regarding performance (e.g., building `docker-mathcomp 1.11.0` for 6 versions of Coq was taking more than 7 hours) and usability (despite the availability of the `docker-hub-helper` CLI tool, many clicks in the Docker Hub web UI were needed). Second, the Git setup for this multi-branches infrastructure was incompatible with a pull requests workflow (a global change to the Dockerfile had to be ported to many different Git branches).

Hence the need to a new infrastructure and tooling. On the one hand, using a CI/CD platform such as GitLab CI looked appealing given the large amount of CI minutes offered in the free tier for public projects (although this amount has been significantly reduced since then, it is still tractable for `docker-coq` to date).

On the other hand, it appeared necessary to adopt a single-branch architecture for the main Git repository that gathers the configuration of the Docker images to build. We chose to store these configurations in a single YAML file, endowed with a domain-specific language that encodes the various features re-

quired for maintaining docker-coq. This YAML specification is then parsed at CI runtime by a dedicated tool, that we chose to name docker-keeper [11]. The overall project amounts to $\sim 2.2k$ LOC of Python-3/Bash/GitLab-CI code, including tests. When presenting this work at the Coq Workshop 2020 [9], we identified the following non-functional requirements that this approach addresses:

scalability regarding release build time (but also regarding global rebuilds time, given the number of supported versions typically increases over time)

maintainability by operating on a single YAML file stored in the main branch

genericity as it’s worth it to be applicable to non-Coq projects as well

consistency of the deployed images w.r.t. the YAML spec (achieved by detecting obsolete tags to be removed from Docker Hub, and by checking injectivity of the image-to-tag mapping, so different images cannot be mapped to duplicate tags)

transparency regarding the CI logs (they were not public in Docker Hub’s automated builds, unlike GitLab CI logs)

better documentation regarding the metadata of each image, and providing an automatically-generated list of available tags.¹⁰

The sequel of this section aims to provide an overall presentation of the use of the docker-keeper tool, while section 6 will elaborate on its inner workings.

Figure 6 shows the contents of a **docker-keeper**-based repository (e.g., obtained by cloning the **docker-keeper-template** repository [10]). A key element is the GitLab CI config file (`.gitlab-ci.yml`, cf. Figure 7), which just amounts to including the generic config stored in the `external/docker-keeper` subdirectory, which itself reads the 3 main files having tag “TO BE CUSTOMIZED” in Figure 6.

```

fork of docker-keeper-template
├── external/docker-keeper/ # Git subtree (omitted here)
├── images.yml             # main YAML file = docker-keeper DSL (TO BE CUSTOMIZED)
├── LICENSE                # MIT license by default
├── README.md             # main documentation file & template (TO BE CUSTOMIZED)
├── stable
│   └── Dockerfile         # main config to build Docker images (TO BE CUSTOMIZED)
├── .dockerignore          # needed by Docker best practices; contains * by default
├── .gitignore             # needed by Git best practices
├── .gitlab-ci.yml         # default GitLab CI config; see Figure 7
└── .git/                  # Git repository

```

Figure 6: Overview of the main files of the **docker-keeper-template** Git repository [10].

The `images.yml` file gathers the specification of all Docker images and tags. This specification is expressed in a domain-specific language that I devised with a focus on genericity (albeit it is only used for Coq projects to date). This DSL is serialized in YAML, which offers several upsides, in particular, it is a

¹⁰cf. <https://hub.docker.com/r/coqorg/coq#supported-tags>


```
include: 'external/docker-keeper/gitlab-ci-template.yml'

# Uncomment if ever you chose a different subtree prefix
# variables:
#   KEEPER_SUBTREE: external/docker-keeper
```

Figure 7: Contents of `docker-keeper-template/.gitlab-ci.yml`.

common file format in the CI/CD ecosystem, it is more human-readable than JSON, and it supports so-called anchors, aliases, and map merging features, which are handy to “factor-out” common data and avoid maps duplicates in YAML files.¹¹

To give an overview of the DSL at stake, Figure 9 gives the beginning of the `images.yml` file for the `docker-mathcomp` repository (among the 3 repositories that rely on `docker-keeper` – cf. Table 1 –, this is the simplest configuration). A “keywords” based labeling is available to be able to refer to several images in one go, e.g., to easily rebuild all the images that are related to Coq 8.19. To be more precise, it would suffice to run the following command to do so: `git commit --allow-empty -m "docker-keeper: rebuild-keyword: 8.19"; git push`. Once `docker-keeper` runs, it produces a GitLab CI pipeline similar to Figure 10. Note that it is also possible to run the main steps of `docker-keeper` locally, e.g., to double-check the order of tags in the generated `README.md` file. To do so, we can run the commands described in Figure 8.

Finally, it can be noted that some technical documentation for `docker-keeper` is available in its wiki.¹²

```
# installation on first run
python3 -m venv "$PWD/venv"
. venv/bin/activate
python3 -m pip install -r external/docker-keeper/requirements.txt

# run docker-keeper locally
. venv/bin/activate
external/docker-keeper/keeper.py write-artifacts
cat generated/README.md # we advise adding generated/ in the .gitignore
```

Figure 8: Shell commands to run `docker-keeper`’s main step locally, assuming we “cd” into the local Git repository that has `docker-keeper` as Git-subtree.

¹¹cf. https://docs.gitlab.com/ee/ci/yaml/yaml_optimization.html for more details.

¹²cf. <https://gitlab.com/erikmd/docker-keeper/-/wikis/home> for `docker-keeper`’s doc.

```

---
base_url: 'https://gitlab.com/math-comp/docker-mathcomp'
active: true
gitlab_ci_tags:
  - 'large'
args:
  COQ_TAG: '{matrix[coq]}'
  MATHCOMP_VERSION: '{matrix[mathcomp]}'
docker_repo: 'mathcomp/mathcomp'
images:
  - matrix:
      mathcomp: ['2.2.0']
      coq: ['dev', '8.19', '8.18', '8.17', '8.16']
      build:
        keywords:
          - '{matrix[coq]}'
        context: './mathcomp'
        dockerfile: './single/Dockerfile'
        tags:
          - tag: '{matrix[mathcomp]}-coq-{matrix[coq]}'
            # TODO after next release: Remove "latest-coq-*"
          - tag: 'latest-coq-{matrix[coq]}'
  - matrix:
      mathcomp: ['2.1.0']
      coq: ['8.18', '8.17', '8.16']
      build:
        keywords:
          - '{matrix[coq]}'
        context: './mathcomp'
        dockerfile: './single/Dockerfile'
        tags:
          - tag: '{matrix[mathcomp]}-coq-{matrix[coq]}'
# (...)

```

Figure 9: Excerpt of `docker-mathcomp/images.yml` (cf. [8]): the mandatory fields are `active`, `base_url`, `docker_repo` (self-explanatory), and `images`, which is a sequence of YAML maps involving a `matrix` and a `build` specification. This latter map mentions at least the build `context` path, the source `dockerfile`, its build `args` (which are a standard feature to pass values from the host to the Dockerfile) here defined in a global way, and a list of `tags`. Many fields support some interpolation, e.g., `'{matrix[coq]}'`.

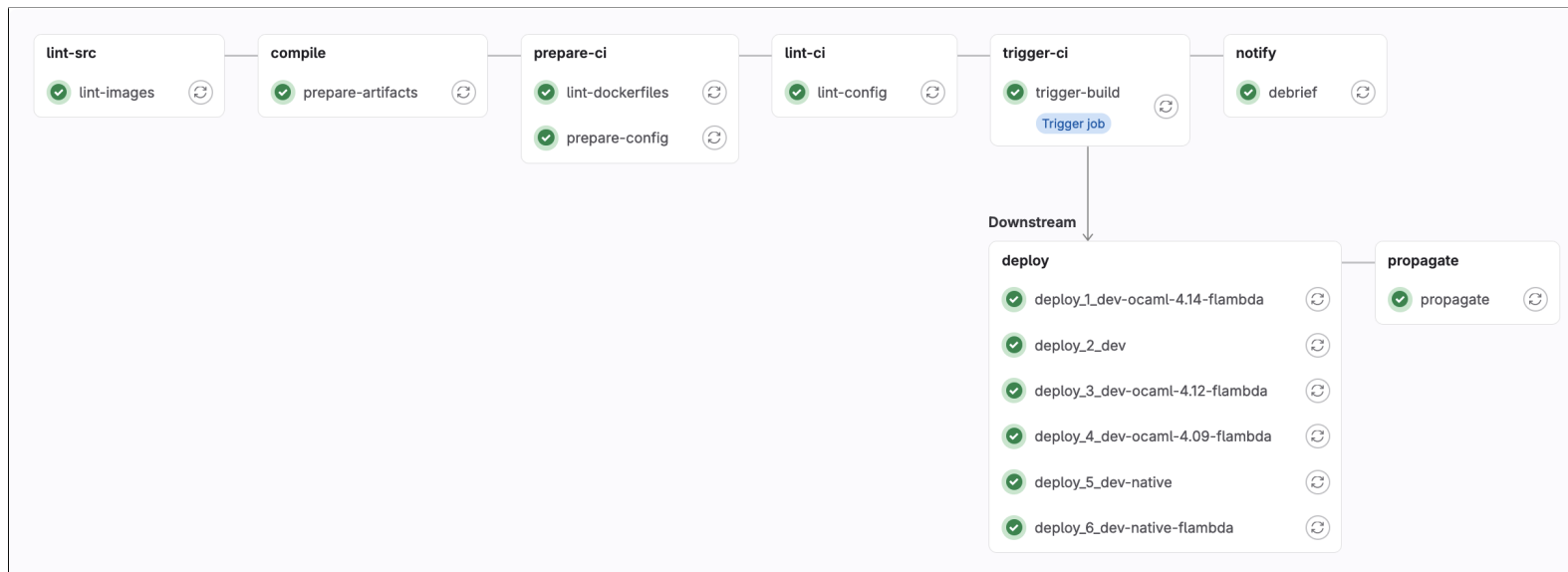


Figure 10: Example pipeline (created by docker-keeper v0.10.13): the first row, which contains 6 stages. The 5th stage triggers a so-called child pipeline (the 2nd row), which contains 2 stages. Each stage contains jobs that run in parallel. Stages run sequentially, left-to-right. A job failure prevents running the subsequent stages, and sets an error status for the pipeline. Jobs can be restarted, e.g., if they failed because of a temporary network error.

6 docker-keeper: inner workings

Figure 11 shows the contents of the `docker-keeper-template` repository (non-important files are omitted) [10]. The technical architecture of `docker-keeper` can be briefly summarized as follows. The main code item is a Python 3 script (`keeper.py`) relying on the PyYAML library, that generates GitLab CI children pipelines (with one different job per Docker image to build). This script is intended to be called by the main pipeline, but the question is, how to easily provide the `keeper.py` script without cluttering the main repository? We chose to rely on a Git subtree (more flexible than Git submodules) and provide the maintainers with an optional scheduled pipeline that checks whether the subtree should be updated w.r.t. the upstream version.

```

docker-keeper-template
├── external
│   └── docker-keeper # Git subtree
│       ├── gitlab-ci-template.yml # main entrypoint
│       ├── keeper.py             # main python3 script
│       ├── bash_formatter.py     # defining a bash-like python3 formatter
│       ├── gitlab_functions.sh   # shell functions for children pipelines
│       └── VERSION               # used to automatically detect updates
├── .gitlab-ci.yml # default GitLab CI config: calls gitlab-ci-template.yml
├── images.yml     # main YAML file = docker-keeper DSL (TO BE CUSTOMIZED)
├── README.md      # template README.md containing the string <!-- tags -->
├── stable
│   └── Dockerfile # main config to build Docker images (TO BE CUSTOMIZED)

```

Figure 11: Overview (continued) of the main files of the `docker-keeper-template` Git repository [10].

Next, let us review the main steps that occur within a `docker-keeper` pipeline. Once such a pipeline is triggered (see Figure 10), GitLab CI successively runs the following stages:

- **lint-src**: lint `images.yml` using `yamllint`;
- **compile**: run `keeper.py write-artifacts` (with arguments...) to parse `images.yml`, compute the list of images to build with their synonymous tags, check that these tag names are disjoint, and store this data as an artifact; compute the list of referenced `Dockerfiles` and store this datum as an artifact; generate a comprehensive documentation from the repository `README.md` by replacing the pattern “<!-- tags ->” with the list of tags and links to their respective `Dockerfile`;
- **prepare-ci**: lint the `Dockerfiles` using `hadolint`; and in parallel, run `keeper.py generate-config` to generate a GitLab CI file `build.yml` gathering one separate job for each image to build, plus one special job `propagate` to trigger rebuilds in children `docker-keeper` repositories (if applicable);
- **lint-ci**: lint the previously generated file `build.yml` using `yamllint`;
- **trigger-ci**: trigger a GitLab CI child pipeline from `build.yml`;

- **notify**: notify the maintainers with the list of old tags to remove from Docker Hub (if applicable), and the Markdown documentation to upload (which only changes when tags are added/removed).

It can be noted that in a docker-keeper child pipeline, each job runs in a Docker container, and also has to run Docker commands for building the target images: in GitLab CI, this is typically done using Docker-in-Docker (DinD), see Figure 12.

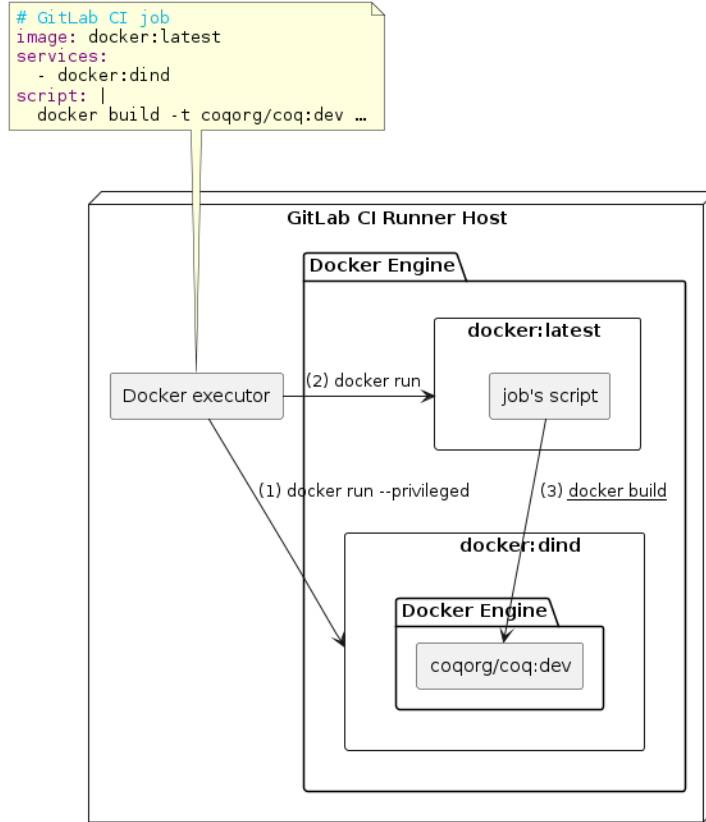


Figure 12: Architecture of GitLab CI jobs in a docker-keeper child pipeline: the Docker executor first runs a privileged container based on the Docker-in-Docker image (DinD) which thus comes with a nested Docker Engine, then runs another container based on the specified image, which finally runs the job's script that builds yet another image, cf. the underlined `docker build` command in this figure.

Now, let us elaborate a bit on the **propagate** feature. As mentioned in Table 1, the various docker-keeper repositories depend on each other, so for example when a `docker-coq` image is rebuilt, the related `docker-mathcomp` images should be rebuilt downstream. For any GitLab CI instance, one can trigger new pipelines by crafting a specific HTTP request.¹³ The methodology

¹³e.g. `curl -X POST -F token="$TOKEN" -F ref=master -F "variables[$KEY1]=$VALUE1" "https://$GITLAB/api/v4/projects/$ID/trigger/pipeline"`

we followed consists in abstracting these requests, extending the `images.yml` DSL with a declarative specification of the requests, and the conditions when they are triggered. We devised this language with the `docker-coq/docker-mathcomp` use cases in mind, and with a focus on simplicity and conciseness. Figure 13 gives a comprehensive example of a `propagate` instance (for `docker-coq`). It can be noted that some YAML strings use non-standard format fields: `'{matrix[coq][//p1/.][%.*}]'`. We implemented this support of Bash-like¹⁴ format fields in Python so that we can very concisely mean in this example: take the `matrix` variable, take the value for its `coq` subfield (`matrix["coq"]` getting, say, `"8.4p16"`), replace all `"p1"` occurrences with `"."` (getting `"8.4.6"`), and drop the smallest suffix `".*"` (getting `"8.4"`).

7 docker-coq-action: objectives and interface

Up to 2019, CI/CD tasks for GitHub projects were generally performed by using third-party services such as Travis CI or CircleCI. In late 2019, GitHub made its GitHub Actions service generally available, which relies on YAML configurations called workflows. A workflow defines a set of jobs executed on an Ubuntu, macOS, or Windows runner, and a job itself consists in a sequence of steps, which are either a shell command (field `"run"`) or a so-called action (field `"uses"`). Regarding the implementation of these actions, there are two main kinds of actions: JavaScript-based actions (which are multi-platform) and Container-based actions (which require a GNU/Linux runner).

Given that most open-source Coq projects are hosted on GitHub (including the projects of the Coq-community organization¹⁵) and that using GitHub's first-party CI/CD service looked like the way to go for all such projects, the incentive to devise a proper GitHub-Actions template for Coq projects was clear. Théo Zimmermann and I collaboratively developed a new Container-based GitHub action, called `docker-coq-action` [14], based on the idea to leverage the existing `docker-coq` images within GitHub workflows.

The implementation of `docker-coq-action` was non-trivial (I will summarize its inner workings in the upcoming Section 8), but the outcome for end users has clear upsides w.r.t. the previous Travis CI counterpart:¹⁶ the user syntax is concise and intuitive, and it is expressive enough to enable users to customize the build script either as a whole (overriding `"custom_script"`) or part by part (only overriding values among `before_install`, `install`, `after_install`, `before_script`, `script`, `after_script`, or `uninstall`). Figure 14 gives a minimal example of use of `docker-coq-action`, for a project entitled `"coq-foo"` that would be tested against the latest release, and the development version of Coq. Preparing artifacts for uploading them in a subsequent step of the workflow, or adding variables to GitHub Actions' environment files (namely, using the idiom `>>"$GITHUB_ENV"`) is supported. The list of available options is documented in the GitHub README of `docker-coq-action` [14]. It should be noted that although this action contains `"coq"` in its name, it is language agnostic: it can be used to test projects in any language with prebuilt Docker images. To do so,

¹⁴cf. `${VAR//p1/.}` and `${VAR%.*}` in Bash.

¹⁵cf. <https://coq-community.org/>

¹⁶cf. <https://github.com/erikmd/docker-coq-travis-ci-demo-1/blob/master/.travis.yml>

it suffices to omit the `opam_file` field and include the `custom_script` field.¹⁷

¹⁷cf. <https://github.com/coq-community/docker-coq-action/blob/v1.5.0/.github/workflows/python-demo.yml>, for example.

```
docker_repo: 'coqorg/coq'
propagate:
  mathcomp:
    api_token_env_var: 'DMC_TOKEN'
    gitlab_domain: 'gitlab.inria.fr'
    gitlab_project: '44938'
    strategy:
      - when: 'rebuild-all'
        mode: 'rebuild-all'
      - when: 'forall'
        expr: '{matrix[coq] [//p1/.] [%.*]}'
        subset: '8.4,8.5'
        #  $\iff \forall b \in \text{Builds}, \text{eval}(\text{"{matrix[coq] [//p1/.] [%.*]"}), b) \subset \{"8.4", "8.5"\}$ 
        mode: 'nil'
      - mode: 'rebuild-keyword'
        item: '{keywords[/#/][#.]}'
        # this interpolation means: turn the list into a ,-separated string
  mathcomp-dev:
    api_token_env_var: 'MC_TOKEN'
    gitlab_domain: 'gitlab.inria.fr'
    gitlab_project: '44939'
    strategy:
      - when: 'rebuild-all'
        mode: 'minimal'
      - when: 'forall'
        expr: '{matrix[coq]}'
        subset: 'dev'
        mode: 'nightly'
      - when: 'exists'
        expr: '{matrix[coq] [//p1/.] [%.*]}'
        subset: '8.18,8.19,8.20,dev'
        #  $\iff \exists b \in \text{Builds}, \text{eval}(\text{"{matrix[coq] [//p1/.] [%.*]"}), b) \subset \{"8.18", \dots, "dev"\}$ 
        mode: 'minimal'
```

Figure 13: Excerpt of `docker-coq/images.yml` (cf. [12]). A `propagate strategy` defines a list of rules, with a condition `when`: (optional for the last rule) and a mandatory output `mode`: (to be applied to the triggered pipeline in the child repository). Conditions can be `rebuild-all` or `nightly` (input mode), or expressing a first-order condition of the form $\forall \text{build}. E_1(\text{build}) \subset E_2(\text{build})$, or $\exists \text{build}. E_1(\text{build}) \subset E_2(\text{build})$ where E_1 and E_2 are string expressions with interpolation, representing comma-separated lists. There is no explicit negation, but some implicit one: the order of rules matters, and the first condition that holds triggers the associated rule. Output modes can be `rebuild-all`, `rebuild-keyword`, `nightly`, `minimal`, or `nil` (i.e., don't propagate).

```

name: Docker CI
on:
  push:
    branches:
      - master
  pull_request:
    branches:
      - '**'
jobs:
  build:
    runs-on: ubuntu-latest
    strategy:
      matrix:
        image:
          - 'coqorg/coq:latest' # last stable release
          - 'coqorg/coq:dev'    # last master version
    fail-fast: false
    steps:
      - uses: actions/checkout@v4
      - uses: coq-community/docker-coq-action@v1
        with:
          opam_file: 'coq-foo.opam'
          custom_image: ${ matrix.image }

```

Figure 14: Minimal complete example of GitHub workflow for a Coq project applying the template from <https://github.com/coq-community/templates>: the `custom_image` field gets each Docker image to run for the CI tests, while the `opam_file` field gets the path of the OPAM file of the Coq or OCaml project under test.

8 docker-coq-action: inner workings

As mentioned in the previous Section 7, the `docker-coq-action` is a Container-based action: its main ingredients are thus a Dockerfile (which is very simple, see 15) and an entrypoint shell script. Roughly speaking, this action can be viewed as an instance of the Facade design pattern for Docker-based CI tests, with builtin support for OPAM projects as well as for several convenience features such as “problem matchers” (e.g., Coq errors or warnings that appear in the log are recognized then directly highlighted in the pull request diff view). The

```

FROM docker:latest # base image
WORKDIR /app      # ⇔ mkdir -p /app; cd /app
COPY LICENSE README.md ./
COPY entrypoint.sh timegroup.sh ./
COPY coq.json ./  # defines the regexp of Coq's errors/warnings
ENTRYPOINT ["/app/entrypoint.sh"]

```

Figure 15: Dockerfile of the `docker-coq-action` [14].

overall behavior of a docker-coq-action step is summarized in Figure 16.

It can be noted that there is a common point with docker-keeper’s build jobs: the containerized script itself needs to run Docker commands. Still, the runtime architecture of the two situations are different: GitLab CI relies on the Docker-in-Docker approach (DinD, see Figure 12), while the GitHub action relies on the Docker-out-of-Docker approach (DooD, see Figure 16), reusing the Docker Engine of the host.

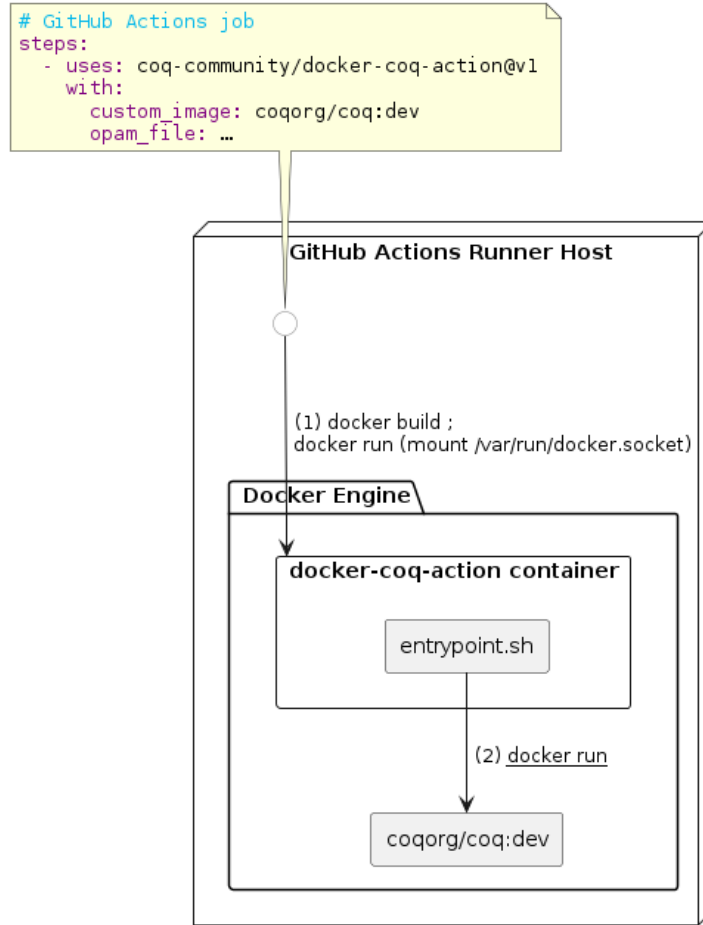


Figure 16: GitHub Actions architecture of a step for a Container-based action: the runner successively builds the image associated with the Dockerfile and spins a container from this image with bind-mounting the host’s Docker socket. Next, the underlying entrypoint of the container processes all the user-specified options, then runs yet another container from the specified `custom_image`, cf. the underlined `docker run` command in this figure. In this Docker-out-of-Docker (DooD) approach, the last container is created in the host’s Docker Engine, not inside a nested one.

Last, we would like to highlight the fact that the docker-coq-action is being developed with a special focus on backward compatibility, so that barring excep-

tional cases, new features should not lead to breaking changes. The developing branch is named `"master"`, and we follow the standard convention that releases come with `"v1.x.y"` tags, following semantic versioning (fixes just increment `y`, the patch-level part of `v1.x.y`), and a synonym reference `"v1"` directly points to the latest stable release. But contrarily to some custom practice of GitHub Actions maintainers, we do not change to which commit a tag points once it is published. As a result, the latest stable version `"v1"` is not implemented as a tag, but as a release branch.

9 docker-coq contribs: related works, evaluation

Roughly speaking, our approach can be summarized with three main characteristics: the use of containers, the use of OPAM as package management system, and the focus on the Coq proof assistant (albeit `docker-coq-action` and `docker-keeper` are much more general).

In the sequel of this section, we highlight related works that may apply for the same use case, and present a detailed comparison to evaluate the strengths and the weaknesses of our approach. Next, we will briefly review the verification effort performed for our contributions, given a CI/CD tooling is itself a piece of software, which can just as well be tested, and so on. Finally, we will suggest perspectives for future work.

First, Théo Zimmermann developed a CI infrastructure for Coq projects, based on the Nix package manager [16, Chap. 7]. Then, some Nix support for the Mathematical Components library was developed by Cyril Cohen.¹⁸ Zimmermann's and Cohen's work led to the development and maintenance of the `coq-nix-toolbox`.¹⁹

Focusing more generally on the OCaml ecosystem (and still targeting the GitHub CI/CD), a widely used way to setup a CI workflow amounts to using `ocaml/setup-ocaml`,²⁰ along with regular shell commands involving the OPAM tool. Given the availability of the OPAM tool in this approach, it is naturally applicable for Coq projects.

In order to compare `docker-coq-action/docker-coq` with `coq-nix-toolbox` and `setup-ocaml`, we first need to identify a relevant set of criteria. Some previous works in software engineering have focused on comparing CI/CD platforms (e.g., Jenkins vs. GitLab, by Singh et al. [15], or Jenkins vs. TeamCity vs. Travis CI, by Ivanov et al. [6]). However, our approach is different as we especially focus on one specific project language (the Coq proof assistant) and on CI solutions compatible with the GitHub platform (widely used for open-source projects).

We applied the following method: we enumerated salient characteristics of each approach under study (in an unstructured manner), then categorized them in general classes containing several different criteria (ideally, two), which we finally use to evaluate the approaches in a systematic way. These **classes** of criteria are as follows:

¹⁸cf. <https://github.com/math-comp/math-comp/wiki/Using-nix>

¹⁹cf. <https://github.com/coq-community/coq-nix-toolbox>

²⁰cf. <https://github.com/ocaml/setup-ocaml>

applicability: regarding the supported operating systems and the number of available Coq/OCaml versions;

generality: regarding the availability of Coq-specific defaults to apply on a Coq project out-of-the-box, and the genericity to support languages beyond Coq;

(Git/CI) coupling: regarding the use of a single Git repository (namely, a GitHub repository being the single source of truth) and the degree of integration of CI results in the GitHub platform;

(local/rev.) dependencies automation: regarding the local reproducibility of CI builds (whether it is feasible, or even fully automated with the dependencies prebuilt), and the facility to test and fix reverse dependencies from the ecosystem (whether one such impact analysis is supported, and with what degree of automation);

developer experience: regarding the learning curve and “skills lock-in”²¹ and the readability of CI scripts;

performance: regarding the maximum number of concurrent CI jobs in a usual setting (platform-specific), and the elapsed time of a typical CI job;

reliability: regarding the absence of “false positives” and “false negatives” for the CI pipeline status: this criterion is naturally important, but always achieved in practice (except in some very rare situations²²), so we will omit it in the sequel.

It can be noted that criteria from the last three classes are close to usual ones for comparing Turing-complete programming languages (see e.g. [3, Chap. 1]: “programming languages can differ in terms of readability, safety or efficiency.”)

Figure 17 provides a visual overview of how the 5 related approaches compare. (This radar chart is directly built upon the data of Table 2, the numerical scale of which being deduced from the comprehensive comparison of the approaches w.r.t. our 12 criteria presented in Table 3.) We can see that `docker-coq-action` and `coq-nix-toolbox` cover a larger area in the metrics space. Both approaches enjoy an optimal Git/CI coupling score (they are naturally well-integrated in GitHub given they are based on GitHub Actions). The `coq-nix-toolbox` approach excels performance-wise as well as for automating the management of local/reverse dependencies building and patching, while `docker-coq-action` better performs w.r.t. the readability and generality aspects (not only does `docker-coq-action` provide Coq-specific defaults, but it is also applicable to any programming language out-of-the-box). Also, `docker-coq` provides a binary cache for slightly more combinations of Coq and OCaml versions.

²¹cf. Hohpe [5].

²²see e.g. <https://github.com/coq-community/coq-nix-toolbox/pull/162>, where the combined use of two different CI approaches was useful to spot the issue.

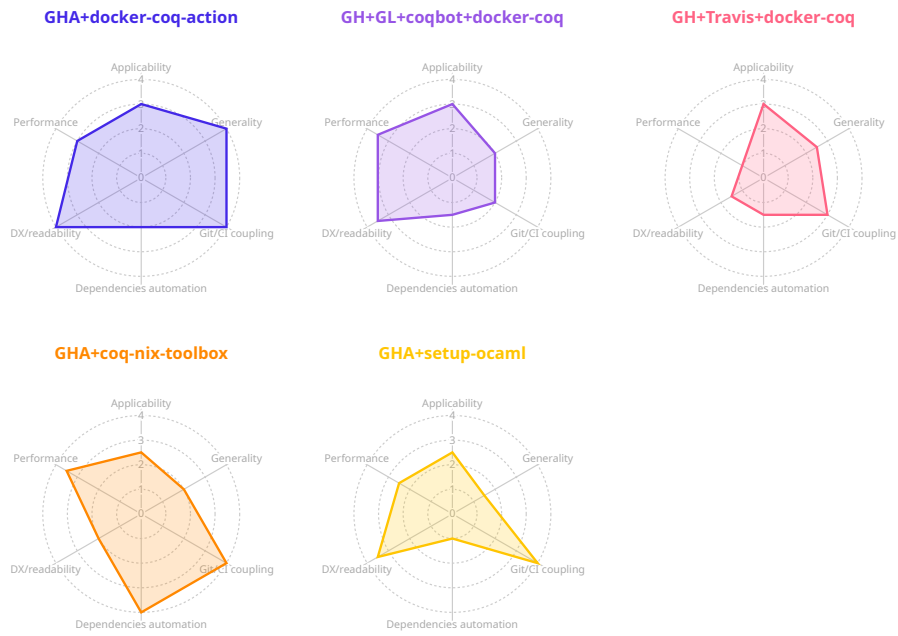


Figure 17: Radar char evaluating the 5 approaches w.r.t. our 6 criteria classes.

Approach:	GitHub Actions+ docker-coq-action	GitHub+GitLab+ coqbot+docker-coq	GitHub+Travis CI+ docker-coq	GitHub Actions+ coq-nix-toolbox	GitHub Actions+ setup-ocaml
1. operating systems	1	1	1	1	1.5
2. # available versions of Coq and OCaml	2	2	2	1.5	1
3. Coq-specific defaults	2	0.5	0.5	1.5	0.5
4. genericity	2	1.5	2	0.5	1
5. use of a single Git repository	2	1	2	2	2
6. integration of CI results in GitHub	2	1	1	2	2
7. local reproducibility automation	1	1	1	2	0.5
8. reverse-dependencies testing automation	1	0.5	0.5	2	0.5
9. CI script readability	2	1.5	0.5	1	1.5
10. learning curve and skills lock-in	2	2	1	1	2
11. maximum number of concurrent CI jobs	1.5	2	0.5	1.5	1.5
12. elapsed time of a typ- ical CI job	1.5	1.5	0.5	2	1

Table 2: Comparaison of the 5 approaches on a numerical scale, deduced from Table 3 and used for Figure 17.

Approach:	GitHub Actions+ docker-coq-action	GitHub+GitLab+ coqbot+docker-coq	GitHub+Travis CI+ docker-coq	GitHub Actions+ coq-nix-toolbox	GitHub Actions+ setup-ocaml
Project example relying on this CI approach	UniMath ²³	MathComp ²⁴	docker-coq-travis-ci- demo-1 ²⁵	coq-mathcomp-analysis ²⁶	old version of UniMath ²⁷
1. operating systems	use a gnu-linux runner (¬macos, ¬windows)	use a gnu-linux runner (¬macos, ¬windows)	use a gnu-linux runner (¬macos, ¬windows)	use a gnu-linux runner (¬macos, ¬windows)	use gnu-linux or macos runners (on windows: “opam install coq” fails)
2. # available versions of Coq and OCaml	$(8.4 \leq \text{Coq} \leq \text{dev}) \times^{28}$ (upto 4 OCaml versions)	$(8.4 \leq \text{Coq} \leq \text{dev}) \times$ (upto 4 OCaml versions)	$(8.4 \leq \text{Coq} \leq \text{dev}) \times$ (upto 4 OCaml versions)	$(8.5 \leq \text{Coq} \leq \text{dev}) \times^{29}$ (1 default OCaml vers.)	any Coq/OCaml version but no central bin. cache
3. Coq-specific defaults	test-build a Coq/OCaml project out-of-the-box if an .opam file is provided	a handcrafted CI script has to be provided	a handcrafted CI script has to be provided	test-build a Coq project out-of-the-box if it has a _CoqProject+Makefile and no extra dependency	a handcrafted CI script has to be provided
4. genericity	any prog. language with Docker images	any prog. language with Docker images, but Git- Lab sync lag drawback to be fixed by coqbot ³⁰	any prog. language with Docker images	the implemented infra- structure is Coq specific albeit the approach could be generalized	any project packaged with OPAM
5. use of a single Git repository	1 self-contained repo.	need 2 repos per project (GitHub+GitLab)	1 self-contained repo.	1 self-contained repo.	1 self-contained repo.
6. integration of CI results in GitHub	well-integrated: pull re- quest problem matchers, status checks	integrated with GitHub’s status checks	integrated with GitHub’s status checks	well-integrated: pull re- quest problem matchers, status checks	well-integrated: pull re- quest problem matchers, status checks
7. local reproducibility automation	minimal (the base Docker image can be pulled)	minimal (the base Docker image can be pulled)	minimal (the base Docker image can be pulled)	optimal (Nix can reuse ar- tifacts cached in CI)	possible in theory, but no support
8. reverse-dependencies testing automation	some support in coq- community templates ³¹	possible in theory, but no support	possible in theory, but no support	support for reverse depen- dencies testing and so- called overlays ³²	possible in theory, but no support
9. CI script readability	very concise and readable	concise and readable	verbose (manual) code	verbose (generated) code	concise and readable
10. learning curve and skills lock-in	Bash knowledge suffices to customize build	Bash knowledge suffices to customize build	need Docker+Bash skills	need familiarity with Nix	Bash knowledge suffices to customize build
11. maximum number of concurrent CI jobs	20 jobs (in the Free plan)	500 jobs on gitlab.com ³³ , can be manually reduced	0 (no free tier anymore)	20 jobs (in the Free plan)	20 jobs (in the Free plan)
12. elapsed time of a typ- ical CI job	6’ (3’ with a bigger image)	should be similar to GHA (untested)	N/A (coudn’t reproduce)	1’ (using Cachix)	18’ (12’ once cache hits)

Table 3: Detailed comparison of the 5 related approaches (as of September 2024).

10 Conclusion and perspectives

Docker-Coq images are available since Nov. 2018 and have been pulled $1.007 \cdot 10^6$ times in (slightly less than) 7 years, according to the Docker Hub API.

The docker-coq-action is distributed in the GitHub Actions marketplace since April 2020. It nicely complements the availability of these images by providing a concise and human-friendly way to build and test a Rocq project. It can either be directly used from a handcrafted GitHub workflow, or as part of the Rocq-community templates.³⁴ The docker-coq-action is not specific to the Coq/Rocq ecosystem though, given vanilla OCaml projects can rely on it just as well. As of September 2025, docker-coq-action is used by 501 public GitHub repositories, according to the GitHub API.

The docker-keeper tooling is even more generic. It has been developed since June 2020 to compensate for the lack of scalability and maintainability offered by Docker Hub’s automated builds³⁵ for a compiler project like Rocq. The docker-keeper project combines a YAML user-friendly DSL, and a Python3 compiler endowed with a Bash-like formatter to easily define rules for synonymous tags, as well as cross-project propagation. It has been developed with a special focus on reliability, by adding several linting passes to check the various input files (e.g., Dockerfiles) as well as the generated YAMLS that subsequently trigger GitLab CI children pipelines. But if the correctness of docker-keeper is deemed as critical, it would be feasible to rewrite it into a strongly typed functional programming language such as OCaml or Rocq, to increase type safety, or even prove correctness properties (while keeping the same DSL to allow for a drop-in replacement).

Regarding related works, docker-keeper is similar to bashbrew³⁶, which is the main building block for (re)building Docker’s Official Images³⁷. The main difference is that docker-keeper is a lightweight compiler that specifically targets GitLab CI, while bashbrew targets Jenkins. Another interesting related work is the ocurrent project³⁸ (developed since May 2019), which is currently used to maintain the OCaml Docker base images and the CI of opam-repository³⁹. It has more flexibility (build steps can be vanilly OCaml scripts), but it is heavier than docker-keeper to setup and host.

Regarding the renaming from Coq to Rocq, a large part of the tweaks re-

²³cf. <https://github.com/UniMath/UniMath>

²⁴cf. <https://gitlab.inria.fr/math-comp/math-comp>

²⁵cf. <https://github.com/erikmd/docker-coq-travis-ci-demo-1/> — discontinued (no more free tier for open source projects in Travis CI since December 2020)

²⁶cf. <https://github.com/math-comp/analysis>

²⁷cf. the ubuntu/macos CI scripts before <https://github.com/UniMath/UniMath/pull/1599>

²⁸cf. <https://github.com/coq-community/docker-coq/wiki#ocaml-versions-policy>

²⁹cf. <https://github.com/NixOS/nixpkgs/blob/24.05/pkgs/applications/science/logic/coq/default.nix#L77-L86>

³⁰cf. <https://github.com/coq-bot/issues/234>

³¹cf. <https://github.com/coq-community/templates/pull/118>

³²cf. <https://github.com/coq-community/coq-nix-toolbox#overlays>

³³cf. https://docs.gitlab.com/administration/instance_limits/

³⁴cf. <https://github.com/rocq-community/templates>, based on a meta.yml “pivot file”.

³⁵cf. <https://docs.docker.com/docker-hub/builds/>

³⁶cf. <https://github.com/docker-library/bashbrew>

³⁷cf. <https://hub.docker.com/u/library>

³⁸cf. <https://github.com/ocurrent/ocurrent>

³⁹cf. <https://github.com/ocaml/opam-repository/>

quired by the renaming have already been applied (e.g., creating the GitHub repository `rocq-community/docker-rocq` and the two Docker Hub repositories `rocq/base` and `rocq/rocq-prover`) so that images for `Coq ≤ 8.20.1` belong to `coqorg/coq` (\Leftrightarrow `docker-coq`) and images for `Rocq ≥ 9.0.0` belong to `rocq/rocq-prover` (\Leftrightarrow `docker-rocq`). Still, some migration steps remain (e.g., renaming the GitHub repository `rocq-community/docker-coq-action` into `rocq-prover/docker-opam-action`, renaming its `COQ_IMAGE` environment variable into `DOCKER_IMAGE` while releasing `v2` to perform this non-backwards-compatible change). Also, feature wishes are listed as `docker-keeper` issues.⁴⁰

We hope this document will help `docker-coq-action` and `docker-keeper` to be further extended and used.

Acknowledgments

The author would like to thank the members of the Rocq dev team as well as of the math-comp dev team for many useful discussions, and in particular many thanks to Théo Zimmermann, Pierre Roux, Karl Palmskog (the current owners of the Rocq-community project) for their advice and help. Special thanks go to Jason Gross for his numerous and relevant suggestions in the `docker-coq-action` issues tracker.⁴¹

List of Figures

1	Practices of Continuous Integration	3
2	Example of a 4-stage CI/CD pipeline	3
3	Docker’s filesystem architecture	4
4	Docker Engine’s architecture	5
5	Hierarchy of the (docker-mathcomp) images	6
6	Overview of the main files of <code>docker-keeper-template</code>	8
7	Contents of <code>docker-keeper-template/.gitlab-ci.yml</code>	9
8	Shell commands to run <code>docker-keeper</code> ’s main step locally	9
9	Excerpt of <code>docker-mathcomp/images.yml</code>	10
10	Example pipeline (created by <code>docker-keeper</code> version 0.10.13)	11
11	Overview (continued) of the main files of <code>docker-keeper-template</code>	12
12	Architecture of GitLab CI jobs in a <code>docker-keeper</code> pipeline	13
13	Excerpt of <code>docker-coq/images.yml</code> and propagate strategy	15
14	Minimal complete example of GitHub workflow for a Coq project	16
15	Dockerfile of the <code>docker-coq-action</code>	16
16	GitHub Actions: architecture of a Container-based action step	17
17	Radar char evaluating the 5 approaches w.r.t. our 6 criteria classes	20

List of Tables

1	URL of the Docker Hub repositories at stake	7
2	Comparison of the 5 approaches on a numerical scale	21
3	Detailed comparison of the 5 related approaches	22

⁴⁰cf. <https://gitlab.com/erikmd/docker-keeper/-/issues>

⁴¹cf. <https://github.com/rocq-community/docker-coq-action/issues>

References

- [1] Kent Beck. Embracing change with extreme programming. *Computer*, 32(10):70–77, October 1999. doi:10.1109/2.796139.
- [2] Grady Booch. *Object-oriented Analysis and Design with Applications*. Benjamin/Cummings Publishing Company, 1994.
- [3] Guillaume Claret. *Program in Coq*. PhD thesis, Université Sorbonne Paris Cité, 2018. URL: <https://theses.hal.science/tel-01890983v2>.
- [4] Martin Fowler. Continuous Integration, May 2006. URL: <https://martinfowler.com/articles/continuousIntegration.html>.
- [5] Gregor Hohpe. Don’t get locked up into avoiding lock-in, September 2019. URL: <https://martinfowler.com/articles/oss-lockin.html>.
- [6] Todor Ivanov and Nikola Valchanov. Extended Model of Code Orchestration and Deployment Platform. *TEM Journal-Technology Education Management Informatics*, 11(2):856–861, May 2022. doi:10.18421/TEM112-45.
- [7] Érik Martin-Dorel. The **docker-hub-helper** tool to maintain multi-branches automated-build Docker Hub repos, 2018–2019. (Lang.: Python3, curl, Perl). License BSD-3-Clause. URL: <https://github.com/erikmd/docker-hub-helper>.
- [8] Érik Martin-Dorel. The **docker-mathcomp** official images, 2018–2025. (Lang.: Docker, Shell, Opam). License BSD-3-Clause. URL: <https://hub.docker.com/r/mathcomp/mathcomp>.
- [9] Érik Martin-Dorel. A Gentle Introduction to Container-based CI for Coq projects. In *The Coq Workshop 2020*, July 2020. Extended abstract: https://coq-workshop.gitlab.io/2020/abstracts/Coq2020_02-02-docker.pdf. URL: https://coq-workshop.gitlab.io/2020/slides/Coq2020_02-02-docker-slides.pdf.
- [10] Érik Martin-Dorel. The **docker-keeper-template** to exemplify the use of **docker-keeper**, 2020–2025. (Lang.: YAML, Docker). License MIT. URL: <https://gitlab.com/erikmd/docker-keeper-template>.
- [11] Érik Martin-Dorel. The **docker-keeper** GitLab-CI compiler, 2020–2025. (Lang.: Python3, YAML, Shell). License MIT. URL: <https://gitlab.com/erikmd/docker-keeper>.
- [12] Érik Martin-Dorel and Jaime Arias. The **docker-coq** official images, 2018–2025. (Lang.: Docker, Shell, Opam). License BSD-3-Clause. URL: <https://hub.docker.com/r/coqorg/coq>.
- [13] Érik Martin-Dorel and Pierre Roux. The **validsdp** tactic for proving multivariate polynomial inequalities over the real numbers, 2016–2025. (Lang.: Coq, SSReflect, Math-Comp, Ltac2, OCaml). License LGPL-2.1-or-later. URL: <https://github.com/validsdp/validsdp>.

- [14] Érik Martin-Dorel and Théo Zimmermann. The **docker-coq-action** GitHub Action, 2020–2025. (Lang.: Docker, YAML, Shell, Opam). License MIT. URL: <https://github.com/coq-community/docker-coq-action>.
- [15] Charanjot Singh, Nikita Seth Gaba, Manjot Kaur, and Bhavleen Kaur. Comparison of Different CI/CD Tools Integrated with Cloud Platform. In A Bansal and A Singhal, editors, *9TH International Conference on Cloud Computing, Data Science & Engineering (Confluence 2019)*, pages 7–12. IEEE, 2019. doi:10.1109/confluence.2019.8776985.
- [16] Théo Zimmermann. *Challenges in the collaborative evolution of a proof language and its ecosystem. (Défis dans l'évolution collaborative d'un langage de preuve et de son écosystème)*. PhD thesis, Paris Diderot University, France, 2019. URL: <https://tel.archives-ouvertes.fr/tel-02451322>.