

A Learning-based Model Reference Adaptive Controller Implemented on a Prosthetic Hand Wrist

Shifa Sulaiman^{*[0000-0002-5330-0053]}, Mohammad Gohari, Francesco Schetter,
and Fanny Ficuciello

Department of Information Technology and Electrical Engineering, Università degli
Studi di Napoli Federico II, Claudio, 21, 80125 Napoli, Italy
^{*}ssajmech@gmail.com

Abstract. The functionality and natural motion of prosthetic hands remain limited by the challenges in controlling compliant wrist mechanisms. Current control strategies often lack adaptability and incur high computational costs, which impedes real-time deployment in assistive robotics. To address this gap, this study presents a computationally efficient Neural Network (NN)-based Model Reference Adaptive Controller (MRAC) for a tendon-driven soft continuum wrist integrated with a prosthetic hand. The dynamic modeling of the wrist is formulated using Timoshenko beam theory, capturing both shear and bending deformations. The proposed NN-MRAC estimates the required tendon forces from deflection errors and minimizes deviation from a reference model through online adaptation. Simulation results demonstrate improved precision with a root mean square error (RMSE) of 6.14×10^{-4} m and a settling time of 3.2 s. Experimental validations confirm real-time applicability, with an average RMSE of 5.66×10^{-3} m, steady-state error of 8.05×10^{-3} m, and settling time of 1.58 s. These results highlight the controller's potential to enhance motion accuracy and responsiveness in soft prosthetic systems, thereby advancing the integration of adaptive intelligent control in wearable assistive devices.

Keywords: Model reference adaptive controller · Neural network · Prosthetic hand · Soft robotics.

1 INTRODUCTION

Soft robotic prostheses [1] signify an innovative advancement that provides individuals with limb disabilities a more comfortable and natural range of motion than traditional rigid prosthetics. The integration of soft continuum sections facilitates complex movements, making them ideal for various applications. Elastic wires embedded within these soft segments act as tendons, offering flexibility, lightweight properties, affordability, and the capacity to withstand significant tensile forces. The use of Neural Network (NN) based Model Reference Adaptive Controller (MRAC) for managing soft continuum sections significantly enhances

system performance through real-time learning and adaptation [2]. This sophisticated control approach merges NN principles with adaptive control methods, enabling effective adjustments to dynamic environments and fluctuating system parameters. By implementing the adaptive NN-based neuro-controller, systems can achieve greater accuracy and stability, as it continuously fine-tunes its control actions based on environmental feedback. This feature is especially advantageous in complex and nonlinear systems where conventional control techniques may face challenges. Additionally, the adaptive neuro-controller aids in optimizing performance metrics, resulting in more efficient operations and lower energy consumption, making it an essential tool across various applications, including robotics, automotive systems, and industrial automation. The key contributions of this work are outlined as follows:

- Mathematical modelling of a soft continuum wrist using Timoshenko beam theory.
- Development of an NN based MRAC for the wrist motions.
- Simulation studies to demonstrate the advantages of the proposed controller.
- Experimental validations proving the effectiveness of the proposed controller during real-time implementations with reduced computational effort.

While the primary focus of this work is on the development of an NN-based MRAC for a tendon-driven soft prosthetic wrist, the broader implications in the context of social robotics and AI are equally significant. The proposed controller enhances the fluidity and naturalness of prosthetic hand motions, which is crucial for intuitive human-robot interaction. Such adaptability and responsiveness mirror the subtleties of human motor behavior, fostering seamless integration of assistive devices into daily life. Furthermore, the use of NNs for online adaptation exemplifies how artificial intelligence can enable socially aware and personalized robotics. This aligns with the objectives of social robotics, which prioritize empathy, adaptability, and autonomy in human-centered applications.

The deployment of an MRAC is significantly relevant in the field of control systems. This sophisticated control approach aims to improve system performance by adjusting to variations in system dynamics and external disturbances. Through the use of a reference model, the MRAC is capable of continuously modifying its parameters to guarantee that the output of the controlled system aligns closely with the desired trajectory specified by the model. The significance of incorporating a neuro-controller is paramount, serving as a vital link between NNs and control systems. These controllers enable real-time decision-making and problem-solving, which are critical in numerous domains, including robotics, automation, and artificial intelligence. By efficiently processing large datasets and identifying patterns, neuro-controllers enhance control strategies, resulting in more agile and effective systems across various sectors such as healthcare, manufacturing, and transportation.

Braganza *et al.* [3] introduced a controller for continuum robots that featured an NN feed-forward component to mitigate dynamic uncertainties. Experimental results with the OCTARM, a soft extensible continuum manipulator, indicated

that the inclusion of the NN feed-forward element significantly improved the controller’s efficacy. Additionally, an adaptive neuro-fuzzy control system aimed at regulating a flexible manipulator with a variable payload was presented in [4]. This controller combined a fuzzy logic controller (FLC) within a feedback loop and utilized two dynamic recurrent NNs in the forward path. Specifically, a dynamic recurrent identification network (RIN) was employed to determine the manipulator system’s output, while a dynamic recurrent learning network (RLN) was used to adjust the weighting factor of the fuzzy logic. Furthermore, another approach involving an FLC and an adaptive neuro-fuzzy inference system (ANFIS) was proposed in [5] for controlling the input displacement of an innovative adaptive compliant gripper.

One significant limitation of continuum manipulators is that even slight modifications in the actuated lengths can result in substantial changes in the end effector’s position. Consequently, it is essential for controllers to operate swiftly and with minimal computational demands. Currently, reinforcement learning (RL) techniques are being utilized to create motion control systems that improve the agility of soft robots. A continuous-time Actor-Critic framework aimed at tracking tasks for continuum 3D soft robots affected by Lipschitz disturbances was introduced in [6]. This method employed a reward-based temporal difference approach, enabling learning through a novel discontinuous adaptive mechanism for the Critic neural weights. The combination of the reward signal and the Bellman error approximation further refined the adaptive mechanism for the Actor neural weights. Additionally, a model-free approach for open-loop position control of a soft spatial continuum arm, leveraging deep RL methods, was demonstrated in [7], where Deep-Q Learning was applied to train the system in a simulated environment.

Melingui *et al.* [8] highlighted the importance of adaptive algorithms in mitigating negative impacts. Nonetheless, it has been noted that simply applying adaptive control laws is insufficient due to the dynamic characteristics of the robot model over time. An advanced adaptive control approach, referred to as the adaptive support vector regressor controller, was introduced in [9] for the position control of a soft continuum robot. This method employed optimization learning techniques that yielded global solutions while ensuring compact regressor sizes, facilitating quicker convergence of the closed-loop system and reducing execution time. Additionally, an adaptive NN control system consisting of two subcontrollers for a bionic hand was described [10]. The first subcontroller focused on the hand’s kinematics through a distal supervised learning method, while the second addressed the kinetics using adaptive neural control. Collectively, these subcontrollers improved the assessment of the control architecture’s stability and ensured the convergence of Cartesian errors. An adaptive controller strategy based on NNs for a soft robotic arm was presented in [11]. The dynamic model of the arm was constructed by combining screw theory with Cosserat theory. The system also considered unmodeled dynamics, leading to the formulation of an adaptive NN controller that employed the back-stepping method in conjunction with a radial basis function NN.

A thorough review of the literature concerning the development of soft continuum robots indicated that the current iteration of these robots encounters several challenges, such as insufficient kinematic and dynamic modeling approaches, ineffective control strategies, and higher computational demands. This study presents modeling techniques and control strategies utilized to create an adaptive neuro-controller for a soft wrist component integrated with a prosthetic hand, aiming for improved response times and decreased computational load. The organization of this paper is as follows: Section 2 provides an overview of the modeling methodologies employed. The MRAC strategy is presented in Section 3. Section 4 highlights the results from simulations and experiments. Lastly, Section 5 offers a conclusion to the study.

2 Mathematical model of a soft wrist section

The proposed design for the soft wrist segment, as outlined in [12], consists of five rigid discs, five springs, and five flexible tendons, as shown in fig. 1(a). The sizes of the rigid discs incorporated in this wrist segment are presented in fig. 1(b). The rigid discs incorporate the springs and tendons, which are anchored to

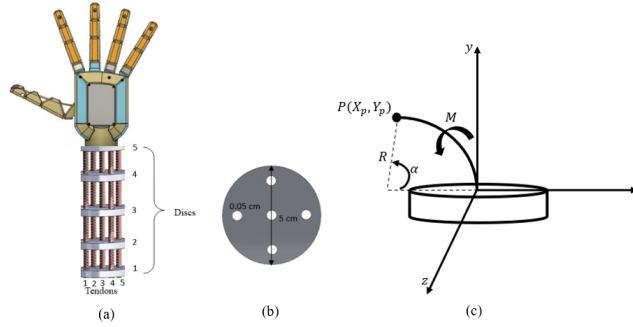


Fig. 1. Soft wrist section (a) Conceptual design of wrist section attached to hand (b) Dimension of disc (c) Bending structure of wrist section

a stable platform. By exerting precise tensions on each tendon via a motor, the intended movements of the wrist segment can be realized. Variations in tendon tensions result in distinct bending moments on the soft wrist segment, enabling its behavior to be represented as a cantilever beam under bending stress. The placement of the end effector relative to the wrist's curvature is established based on bending beam theory, as indicated in [13]. Furthermore, figure 1(c) illustrates the bending configuration of the soft wrist segment, characterized by a length L , influenced by an anti-clockwise moment, M . The hand's position, denoted as $P(X_p, Y_p)$ in the two-dimensional Cartesian plane, is established through the application of equations 1 and 2, taking into account the bending angle, α .

$$X_p = R \sin \alpha \quad (1)$$

$$Y_p = R (1 - \cos\alpha) \quad (2)$$

The variable R denotes the radius of curvature for the soft segment. The equation for a beam, derived from Timoshenko beam theory, incorporates Young's Modulus, E , Moment of Inertia, I , and deflection, y_p with respect to horizontal axis, x_p as expressed in equation 3.

$$EI \frac{d^4 y_p}{dx_p^4} = q(x) - \frac{EI}{KAG} \frac{d^2 q}{dx_p^2} \quad (3)$$

In this context, q , K , A , and G denote general load, Timoshenko shear coefficient, cross-sectional area, and shear modulus, respectively. For the case of a cantilever beam subject to a concentrated load F at its free end $x_p = L$, we define the loading as a Dirac delta function: $q(x_p) = F\delta(x_p - L)$. In the domain $0 \leq x_p < L$, the load term and its derivatives vanish, reducing Equation 3 to:

$$\frac{d^4 y_p}{dx_p^4} = 0 \quad (4)$$

Integrating four times, we obtain:

$$y_p(x_p) = a_1 x_p^3 + a_2 x_p^2 + a_3 x_p + a_4 \quad (5)$$

To incorporate shear deformation, we add a shear correction term derived from Timoshenko theory, which leads to:

$$y_p(x_p) = \frac{F(L - x_p)}{KAG} + a_1 x_p^3 + a_2 x_p^2 + a_3 x_p + a_4 \quad (6)$$

We apply the boundary conditions for a cantilever beam:

- At $x_p = 0$: $y(0) = 0$ and $\frac{dy_p}{dx_p}(0) = 0$ (no displacement or rotation at the clamped end)
- At $x_p = L$: $\frac{d^2 y_p}{dx_p^2}(L) = 0$ (zero bending moment), and $\frac{d^3 y_p}{dx_p^3}(L) = \frac{F}{EI} - \frac{F}{KAG}$ (shear balance including Timoshenko correction)

Solving for the constants using these boundary conditions yields:

$$y_p(x_p) = \frac{F(L - x_p)}{KAG} - \frac{F x_p}{2EI} \left(L^2 - \frac{x_p^2}{3} \right) + \frac{FL^3}{3EI} \quad (7)$$

This is the expression for transverse deflection $y_p(x_p)$ under a concentrated load, incorporating both bending and shear deformation effects. The calculation of vertical deflection at the wrist tip is performed utilizing equation 8.

$$y_p(x_p) = \frac{ML^2}{2EI} = \frac{FRL^2}{2EI} \quad (8)$$

The dynamic model of the wrist segment is developed using the calculated position obtained from the curvature radius and bending moment. Consequently, this allows for the determination of the end effector's position and the required tension in the wires, thereby enabling the design and implementation of the control system for the wrist segment.

3 Model Reference Adaptive Controller developed for the soft wrist section

A neuro-controller, illustrated in figure 2(a), was created to manage the movements of the soft wrist segment by applying Timoshenko beam theory. To forecast the force values (F_{des}) an NN block was utilized, as depicted in figure 2(b). Desired deflections (y_{des}) were given as the input to the NN block. The force values

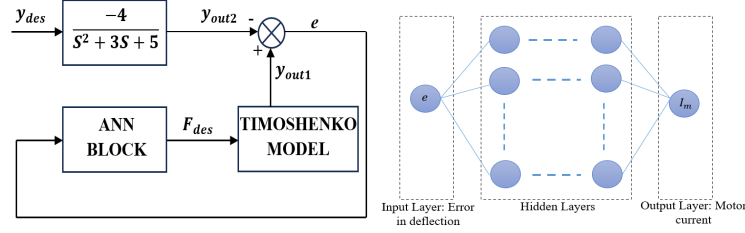


Fig. 2. (a)Control scheme(b)ANN architecture

were supplied to the wrist section model to generate the necessary deflections, denoted as y_{out1} . The transfer function of the wrist section was derived as given in following equation:

$$T(s) = \frac{-4}{s^2 + 3s + 5} \quad (9)$$

This model acted as the reference model for the control scheme. The resulting output deflections, y_{out1} and y_{out2} , from the wrist section Timoshenko model and reference model respectively were then utilized to determine the errors, e , as outlined in equation 10.

$$e = y_{out1} - y_{out2} \quad (10)$$

These errors were received by the ANN block as the input and forces were given as the output. y_{out1} was calculated using equation 8 in Timoshenko block and y_{out2} was determined using the reference model given in equation 9. The motions of the motors attached to the tendons result in required tendon tensions to move the wrist section to desired deflections. A conventional MRAC was initially employed for obtaining the input-output dataset by replacing ANN block shown in fig. 2(b). The error-current data pairs obtained from the MRAC scheme were used as datasets for training the ANN network in the neuro-controller scheme. In the realm of control systems, the fundamental objective of employing an NN controller into the control scheme was to compute the control input, $u(t)$ that directed the system's state, $x(t)$ towards a desired target state, $x_d(t)$. The NN served to approximate the control law by leveraging the current state of the system, and in certain instances, it also incorporated the derivatives of the state variables. The NN generated the control input, $u(t)$ based on the relationship

given in equation 11

$$u(t) = \phi(w_2\phi(w_1x(t) + b_1) + b_2) \quad (11)$$

where ϕ and $x(t)$ are the activation functions of the NN and state vector of the system respectively. w_1 and w_2 are the weight matrices of the input-to-hidden and hidden-to-output layers respectively. b_1 and b_2 are the bias vectors of the hidden and output layers respectively.

4 Results and Discussions

This study presents an MRAC designed for the soft wrist of a prosthetic hand. The kinematic and dynamic modellings of the wrist were conducted utilizing Timoshenko beam theory. To study the performance of the proposed position controller during the motions of the soft wrist section carrying payload, simulation, comparison study and experimentation were carried out.

4.1 Simulation study

An MRAC developed for the same wrist was utilized to acquire the input-output dataset. NN with feed-forward back propagation configuration was trained by using error signals as the input and obtained tendon forces from the NN. Prior to training, the input and output datasets for the ANN model were normalized to enhance learning efficiency. The deflection error values, used as network inputs, and the corresponding tendon force values, used as outputs, were scaled to lie within the range $[0, 1]$ using min-max normalization. This step ensured consistency across input features and helped avoid gradient vanishing during training. The same normalization parameters were applied during testing and inference phases to maintain scale compatibility.

NN was composed of 3 hidden layers with 5, 5, and 7 neurons in 1st, 2nd, and 3rd layers respectively. Sigmoid function and Levenberg Macquardt were used as the activation function and back propagation technique respectively. Regression scheme of the NN training is given in figs. 3. The regression scheme showcases an accuracy of 99.92 % as evident from the fig. 3(a). Gradient and momentum values were obtained as 1.05×10^{-14} and 1.94×10^{-11} , respectively. The convergence of the NN during training, testing and validation is shown in fig. 3(b). In order to reduce the computational time, we limited the epochs to 1000, since we achieved the required accuracy of results. The parameters of the NN network are given in table 1. The simulation of the control scheme was performed in Simulink, a MATLAB based software and carried out using a PC with an Intelcore i7 processor and 16 GB RAM. The wrist section can traverse trajectories in radial deviation, ulnar deviation, flexion, and extension directions as shown in figs. 4 (a) - (h). The wrist segment was considered to be flexing from its original position, as illustrated in fig. 4, to a final bending angle of 30° in ulnar deviation direction relative to disc 5 connected to the hand. Response of the system with

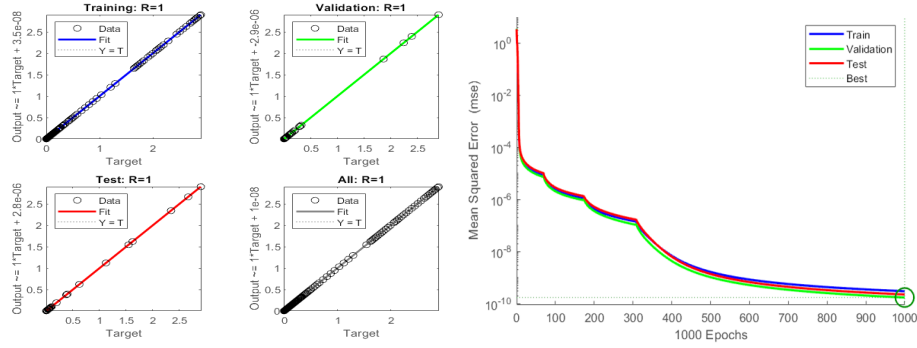


Fig. 3. Training and validation graphs (a)Regression (b)Performance

Table 1. NN based training parameters and results

Parameters	Value
Hidden layers	3
Gradient	1.05×10^{-14}
Momentum	1.94×10^{-11}
Learning rate	0.001
Accuracy	0.99
Training loss	0.001
Validation loss	0.003

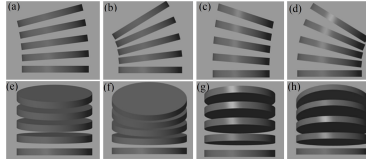


Fig. 4. Motion of wrist (a) Radial-1 (b) Radial-2 (c) Ulnar-1 (d) Ulnar-2 (e) Flexion-1 (f) Flexion-2 (g) Extension-1 (h) Extension-2

respect to the reference step signal (reference deflection) is shown in fig. 5(a). The errors in deflections obtained during the simulation are shown in fig. 5(b). Root Mean Square (RMSE), settling time, and steady state error were obtained as $6.14 \times 10^{-4} m$, $3.2 s$, and $16.12 \times 10^{-4} m$ respectively.

4.2 Experimental validation

The experimental setup for the constructed model of the wrist and hand, along with its electronic components, is illustrated in fig. 6. An ArUco marker affixed to the hand facilitated the tracking of its poses throughout the experimentation process. The setup included four stepper motors, two motor drivers, a 3D depth camera, and an Arduino controller for real-time operation. Additionally,

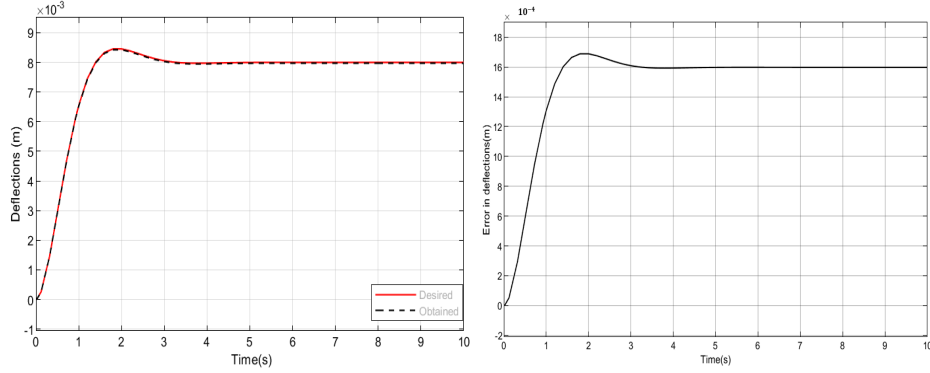


Fig. 5. (a) Comparison of response with reference signal (b) Error in deflection during simulation

ROS and MATLAB software were employed for tracking the ArUco poses and executing the control scheme, respectively. The hand pose tracking system utilized an ArUco marker-based approach in conjunction with a depth camera. In this study, the camera operated at a resolution of 1280×720 pixels, which provided sufficient detail for real-time tracking of the marker during wrist motion experiments.

Four peripheral tendons were employed to facilitate rotational movements in four distinct directions. Tendons 1 and 2 were activated to achieve radial deviation of the wrist, while tendons 4 and 5 were responsible for movements in the ulnar direction. Additionally, tendons 1 and 4 were utilized to manage extension motions, whereas flexion was controlled by tendons 2 and 5. The lowest disc (disc 1) was affixed to a stable platform, and the highest disc (disc 5) was attached to the hand. Motion of hand in all directions are shown in fig. 7 (a) - (l). The errors in motions of the above mentioned motions are shown in fig. 8. In the course of the experimentation, the average RMSE values of deflection, settling time, and steady-state error of all directions were measured as $5.66 \times 10^{-3} m$, $1.58 s$, and $8.05 \times 10^{-3} m$ respectively. The results distinctly demonstrated that the error values encountered during the experimental phase were considerably higher than those noted in the simulation study. A key reason for the elevated error margin observed in the experimental phase was the reduced stiffness of the springs employed in the wrist segment.

To highlight the advancements of the proposed NN-based MRAC, a comparative analysis was conducted against several notable works in the domain of soft continuum robotics and adaptive control. Table 2 summarizes the performance metrics and capabilities of the proposed method relative to existing approaches. As shown in Table 2, the proposed controller achieves superior performance in terms of RMSE and settling time, demonstrating its effectiveness in precise trajectory tracking. Unlike Braganza *et al.* [3], whose NN controller was not optimized for real-time deployment, the proposed method is experimen-

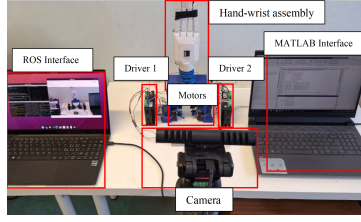

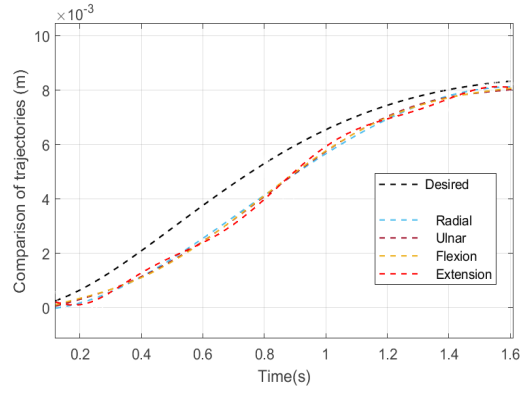
**Fig. 6.** Experimentation set up**Fig. 7.** Motion of the wrist section along with hand (a)-(c)Ulnar (d)-(f)Radial (g)-(i)Extension (j)-(l)Flexion**Fig. 8.** Comparison of motions during experimentations

Table 2. Comparison of Proposed Controller with Related Methods

Method	RMSE (m)	Settling Time (s)	Real-Time Capable
Proposed NN-MRAC	0.00566	1.58	Yes
Braganza <i>et al.</i> [3]	0.012	2.4	No
Melingui <i>et al.</i> [8]	0.0091	2.1	Limited
Yang <i>et al.</i> [11]	0.0068	1.9	Yes

tally validated in real-time using a tendon-driven prosthetic wrist. Compared to Melingui *et al.* [8], which employed support vector regression with limited adaptability, our approach leverages online learning through a NN, enabling continuous adaptation to dynamic changes. Yang *et al.* [11] also presented a robust NN-based controller, but their method involved more complex modeling using screw and Cosserat theories, whereas our approach maintains computational efficiency suitable for embedded prosthetic applications. These comparisons underscore the novelty and practical relevance of the proposed NN-MRAC, particularly in wearable assistive robotics where low latency, adaptability, and simplicity are critical.

5 Conclusion

An NN based MRAC was implemented using a mathematical model determined based on the bending beam theory during the motion of the wrist section carrying a prosthetic hand. The implementation of the neuro-controller approach enabled the system to sustain the desired motion trajectories despite fluctuations in the robot’s physical characteristics and environmental factors. The use of NN enhanced controller performance by decreasing computational time. Furthermore, adaptive control strategy facilitated the faster response. Simulation studies revealed that proposed controller achieved a lower settling time in comparison to other controllers. Additionally, the RMSE and steady-state errors associated with neuro-controller were found to be in the tolerance range (10^{-3}). However, during experiments, RMSE values were higher than those observed in simulations, attributed to variations in spring stiffness. Future works will concentrate on redesigning the wrist to enhance structural robustness, while controller strategies will be refined by incorporating real-time sensor feedback to improve motion accuracy.

Acknowledgement

This work was supported by the Italian Ministry of Research under the complementary actions to the NRRP "Fit4MedRob - Fit for Medical Robotics" Grant (PNC0000007).

References

1. Jyothish K.J., Mishra S.: A Survey on Robotic Prosthetics: Neuroprosthetics, Soft Actuators, and Control Strategies. *ACM Computing Surveys* 56(8), 1–44 (2024). doi: 10.1145/3648355
2. Gohari M., Sulaiman S., Schetter F., Ficuciello F.: A Sliding Mode Controller Design Based on Timoshenko Beam Theory Developed for a Prosthetic Hand Wrist. In: *Proceedings of the 11th International Conference on Automation, Robotics, and Applications (ICARA)*, pp. 338–342. IEEE, Italy (2025)
3. Braganza D., Dawson D.M., Walker I.D., Nath N.N.: A Neural Network Controller for Continuum Robots. *IEEE Transactions on Robotics* 23(6), 1270–1277 (2007). doi: 10.1109/TRO.2007.909786
4. Tian L., Collins C.: Adaptive Neuro-Fuzzy Control of a Flexible Manipulator. *Mechatronics* 15(10), 1305–1320 (2005). doi: 10.1016/j.mechatronics.2005.02.001
5. Petković D., Issa M., Pavlović N.D., Zentner L., Čojbašić Ž.: Adaptive Neuro Fuzzy Controller for Adaptive Compliant Robotic Gripper. *Expert Systems with Applications* 39(18), 13295–13304 (2012). doi: 10.1016/j.eswa.2012.05.072
6. Pantoja-García L., Parra-Vega V., García-Rodríguez R., Vázquez-García C.E.: A Novel Actor–Critic Motor Reinforcement Learning for Continuum Soft Robots. *Robotics* 12(5), 141 (2023). doi: 10.3390/robotics12050141
7. Satheeshbabu S., Uppalapati N.K., Chowdhary G., Krishnan G.: Open Loop Position Control of Soft Continuum Arm Using Deep Reinforcement Learning. In: *Proceedings of the 2019 IEEE International Conference on Robotics and Automation (ICRA)*, pp. 5133–5139. IEEE, Canada (2019). doi: 10.1109/ICRA.2019.8793653
8. Melingui A., Merzouki R., Mbede J.: Compact Bionic Handling Arm Control Using Neural Networks. *Electronics Letters* 50(14), 979–981 (2014). doi: 10.1049/el.2014.1136
9. Melingui A., Mvogo Ahanda J.J.B., Lakhal O., Mbede J.B., Merzouki R.: Adaptive Algorithms for Performance Improvement of a Class of Continuum Manipulators. *IEEE Transactions on Systems, Man, and Cybernetics: Systems* 48(9), 1531–1541 (2017). doi: 10.1109/TSMC.2017.2678605
10. Melingui A., Lakhal O., Daachi B., Mbede J.B., Merzouki R.: Adaptive Neural Network Control of a Compact Bionic Handling Arm. *IEEE/ASME Transactions on Mechatronics* 20(6), 2862–2875 (2015). doi: 10.1109/TMECH.2015.2444091
11. Yang Y., Han J., Liu Z., Zhao Z., Hong K.S.: Modeling and Adaptive Neural Network Control for a Soft Robotic Arm with Prescribed Motion Constraints. *IEEE/CAA Journal of Automatica Sinica* 10(2), 501–511 (2023). doi: 10.1109/JAS.2023.123213
12. Sulaiman S., Menon M., Schetter F., Ficuciello F.: Design, Modelling, and Experimental Validation of a Soft Continuum Wrist Section Developed for a Prosthetic Hand. In: *Proceedings of the 2024 IEEE/RSJ International Conference on Intelligent Robots and Systems (IROS)*, pp. 11347–11354. IEEE, Italy (2024)
13. Biot M.A.: Bending of an Infinite Beam on an Elastic Foundation. *Journal of Applied Mechanics* 4(1), A1–A7 (1937). doi: 10.1115/1.4008739