

# CPSLint: A Domain-Specific Language Providing Data Validation and Sanitisation for Industrial Cyber-Physical Systems

Uraz Odyurt

Faculty of Engineering Technology, University of Twente  
Enschede, The Netherlands  
u.odyurt@utwente.nl

Mariëlle Stoelinga

Formal Methods & Tools, University of Twente  
Enschede, The Netherlands  
m.i.a.stoelinga@utwente.nl

Ömer Sayilir

Formal Methods & Tools, University of Twente  
Enschede, The Netherlands  
o.f.sayilir@utwente.nl

Vadim Zaytsev

Formal Methods & Tools, University of Twente  
Enschede, The Netherlands  
vadim@grammarware.net

## ABSTRACT

Raw datasets are often too large and unstructured to work with directly, and require a data preparation process. The domain of industrial Cyber-Physical Systems (CPS) is no exception, as raw data typically consists of large amounts of time-series data logging the system's status in regular time intervals. Such data has to be sanity checked and preprocessed to be consumable by data-centric workflows. We introduce CPSLint, a Domain-Specific Language designed to provide data preparation for industrial CPS. We build up on the fact that many raw data collections in the CPS domain require similar actions to render them suitable for *Machine-Learning (ML)* solutions, e.g., Fault Detection and Identification (FDI) workflows, yet still vary enough to hope for one universally applicable solution.

CPSLint's main features include type checking and enforcing constraints through validation and remediation for data columns, such as imputing missing data from surrounding rows. More advanced features cover inference of extra CPS-specific data structures, both column-wise and row-wise. For instance, as row-wise structures, descriptive *execution phases* are an effective method of data compartmentalisation are extracted and prepared for ML-assisted FDI workflows. We demonstrate CPSLint's features through a proof of concept implementation.

## KEYWORDS

Domain-Specific Language, Data validation, Data sanitisation, Industrial CPS, Time-series

## 1 INTRODUCTION

Sensor data collected from industrial Cyber-Physical Systems (CPS) is seldom well formatted or error-free. Additionally, such data collections are not consumable by data-centric solutions and workflows without going through preprocessing steps. Data preparation is needed to both ensure robust and reliable operation of solutions, and to enable functionalities dependent on context-specific preprocessing. As such, prior to the consumption of machine data by different analytic workflows, validation, sanitisation, remediation (where applicable), and structuring is necessary. This is particularly apparent and problematic for anomaly detection and identification, which is a cornerstone of Fault Detection and Isolation (FDI) in industrial contexts, as corroborated in multiple surveys [1, 2, 3].

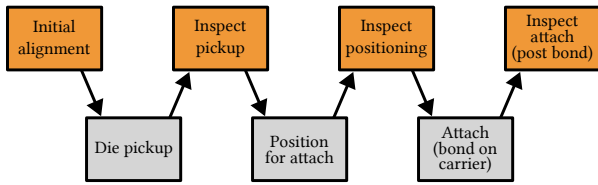
A common way to execute data preparation is to cover it as part of the data-centric workflow, programming validation, structuring and so forth, into the algorithms as preceding steps to the workflow itself. This is common practice, and one example is applying sanity checks, e.g., validation of input file format consistency. While functionally effective, the approach is inefficient. Even considering proper software development practices, much ad hoc and per use-case programming will be required. At the same time, this approach will require the permanent involvement of software engineers alongside domain experts.

We improve the robustness of a family of Machine Learning (ML)-assisted solutions by ensuring correctness of input data and by performing the fundamental data preparation task, i.e., compartmentalising the data into segments called *execution phases*. Examples of incorrect data are various, but we can mention instances of corruption, e.g., textual characters in numeric fields, unexpected line separators, missing data fields, or even rows, and so forth. We propose and showcase CPSLint, a specialised Domain-Specific Language (DSL) for this task, making it a reusable tool, accessible directly to domain experts.

*Targeted solutions.* CPSLint is specifically applicable to a category of solutions involving time-series data processing alongside ML model usage, e.g., fault detection solutions. These solutions involve data compartmentalisation using *execution phases* and are primarily intended for processing of machine traces collected during the operation of industrial CPS. Examples include semiconductor photolithography machines, production printing machines, die bonder machines, and similar equipment. A few of the common characteristics apparent in such systems are: presence of highly complex, multi-node compute and control elements; a narrowly defined domain of operational tasks, i.e., highly purpose-built; highly repetitive and predominantly sequential machine cycles; constrained yet non-deterministic behaviour; and a continuous focus on achieving high-yield production output. A die bonder machine from our industrial partner ITEC<sup>1</sup> is an example of such a repetitive high-yield industrial CPS, with sequential machine cycles per die. A high-level diagram of such machine cycles is drawn in Figure 1.

*Contribution.* Our primary contribution is the DSL, CPSLint, as a reusable tool dedicated to industrial CPS use-cases. CPSLint

<sup>1</sup><https://www.itecequipment.com/>



**Figure 1: An example CPS machine cycle, involving action steps (in grey) and inspection steps (in orange).**

allows domain experts to perform time-series data preparation, e.g., by cleaning up corrupted fields, or compartmentalising the data. CPSLint allows such data preparation to be conducted by non-programmers, while saving time through reusability for use-cases in the same context. CPSLint code is open and publicly available [4]<sup>2</sup>.

After this introduction, background concepts are given in Section 2, followed by the CPSLint implementation in Section 3. We elaborate the actual usage of different features in Section 4, and give a discussion on advantages in Section 5. The related work and our concluding remarks are provided in Sections 6 and 7, respectively.

## 2 BACKGROUND

Below, a few background concepts fundamental to the topic of this paper are elaborated.

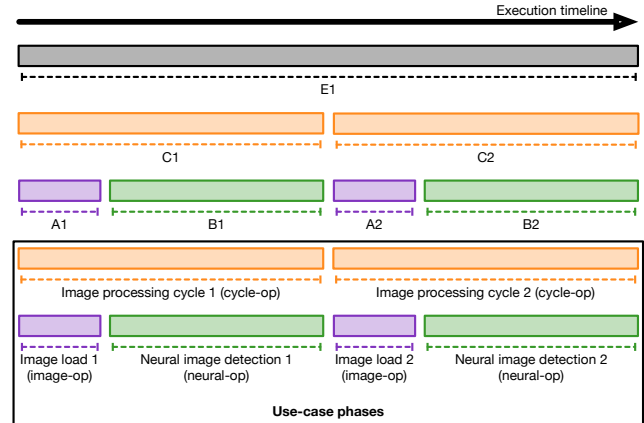
### 2.1 Domain-Specific Languages

DSLs are programming languages with a higher level of abstraction than General-purpose Programming Languages (GPLs) [5]. DSLs are often employed to perform specific tasks, for instance database management languages like SQL, and to enable domain experts to undertake programming tasks using terms and concepts familiar to them, e.g., MATLAB for scientific computing). The output of DSLs does not always need to be executable; for example, the DOT language of GraphViz can be used to draw graphs, YAML can be used to orchestrate Docker containers using Docker Compose, and  $\LaTeX$  can be used to write documents. Regardless of the domain or output, DSLs provide a way to perform a task with significantly less effort and expertise than would be required using a GPL. In this paper, we make a DSL from similarities found across the domain of data validation and sanitisation, combined with the information from the cyber-physical domain.

### 2.2 Execution phases

Execution phases are segments of monitoring data, reflecting the behaviour of the system under scrutiny per individual task during an execution. Phases are applicable to time-series monitoring data collected from industrial CPS. As industrial CPS operate primarily on sequential and repetitive machine cycles, the concept of phases is an effective method of data compartmentalisation. As such, data related to each task or sub-task can be analysed individually and in isolation. Phases covering tasks and respective sub-tasks form a hierarchical relation. A visual representation of different phases assigned to tasks and sub-tasks during a generic execution timeline

is given in Figure 2. The bottom two rows depict such compartmentalisation using phases specific to our demonstrator use-case, described in Section 3.1. Considering the repetitive nature of industrial CPS, compartmentalised phase data are most suitable for collecting ML dataset instances.



**Figure 2: Different data compartmentalisation granularities within an execution timeline, visualising repeated phase types during consecutive rounds of tasks/sub-tasks, plus the phases considered for an experimental platform processing consecutive image data.**

### 2.3 Required preprocessing

In the context of the described category of use-cases involving industrial CPS, the concept of execution phases is particularly effective. Preprocessing for compartmentalised data, based on execution phases, results in rather descriptive datasets for traditional ML training [6]. The considered phases for this experiment, i.e., image processing cycle high-level task, image load subtask, and neural image detection subtask, are visualised in Figure 2. As such, the preprocessing shall cover parsing of machine traces as a preparatory step, followed by trace cutting steps, resulting in data compartments representing individual phases.

The correct operation of ML-assisted solutions intended for industrial CPS, or any type of system for that matter, relies on the correctness of data. An ad hoc approach is to implement as many sanity checks and corrective actions in the face of corrupt or malformed data. We aim to follow a formal methodology and ensure robustness of these preprocessing steps using a DSL, i.e., CPSLint.

### 2.4 Data corruption types

Data corruptions are a common occurrence when collecting monitoring data from industrial machines. We describe well-known categories below and at the same time, we explain how each corruption type is being emulated for our experiments and demonstration.

To systematically evaluate the capabilities of CPSLint, we designed a set of corruption strategies, mimicking common errors observed in monitoring data. These corruptions are applied to the original raw data in localised, non-overlapping blocks of rows (10

<sup>2</sup><https://github.com/omersayilir75/CPSDSL>

rows). The corruptions affect a predefined fraction of the total data, in this case 0.5%. The motivation behind corrupting contiguous segments is to ensure that the effects are realistic, challenging and resembling real transmission errors, sensor failures, or logging issues. During high-frequency logging, trace logs usually portray a delay effect before going back to normal. The following corruption types are supported.

*Data type mismatch.* Numeric fields are injected with invalid characters, e.g., letters or special symbols, rendering them non-parsable. In some cases, the Universal Asynchronous Receiver/-Transmitter (UART) identifier field is also corrupted, simulating noisy channel logs.

*Data type mismatch with targeted UART.* Similar to the previous corruption, but biased towards affecting rows associated with a specified UART identifier. This enables testing of selective corruption of device-specific data.

*Out-of-bounds values.* Numeric fields are replaced with extreme constants, e.g., “99 999.999”, that are far outside expected measurement ranges. Depending on configuration, this may affect all numeric columns or a random subset within each block.

*Out-of-order rows with reliable timestamps.* Rows in a block are randomly permuted, but their original timestamps are preserved. This simulates reordering of messages while maintaining temporal information.

*Out-of-order rows with unreliable timestamps.* Rows are shuffled, and new monotonically increasing timestamps are generated for the block. This simulates cases where both order and timing metadata are compromised during collection.

*Missing fields.* A randomly chosen numeric column is blanked out across all rows in a block, representing systematic loss of a sensor channel.

*Missing rows.* Entire blocks of rows are deleted, optionally biased toward containing a specified UART identifier. This models partial loss of data segments, such as dropped packets or truncated logs.

*Misplaced end-of-line markers.* Rows within a block are concatenated with their successors, simulating the effect of missing or corrupted line delimiters. This results in malformed records and broken row alignment, resembling common parsing errors in raw log files.

### 3 IMPLEMENTATION

Our implementation which currently is tuned as a demonstrator for an example use-case is elaborated below. We start with describing the use-case.

#### 3.1 Use-case

The concept of execution phases and the use of a phase-based solution can be demonstrated with an experimental platform.

*3.1.1 Experimental platform.* The reference monitoring data is collected from a computing device based on the ODDROID-XU4, incorporating the ARM big.LITTLE architecture. The considered workload is an image processing application running on a Linux OS

with minimal footprint. Images can be read either from the attached camera, or the available storage device. The monitoring device is an external power data logger with a separate Power Supply Unit to enforce isolation and ensure correctness of readings [7].

*3.1.2 Reference data.* To collect the chosen reference monitoring data, the experimental platform has been extensively benchmarked [7]. Monitoring data is collected while running different workloads, i.e., the image processing application, running with different inputs, and a variety of operational conditions, resulting in 24 data collection scenarios. These scenarios are defined by combining the following parameters:

- 3 physical execution conditions, Normal, NoFan, UnderVolt
- 2 sets of workload inputs
- 2 selected core types from the available hardware, Little Core and Big Core
- 2 repetition counts, single round of input processing and 10 rounds of input processing

This reference data covers electrical metrics (potential, current, power) in the form of time-series, augmented by core clock readings and multiple platform temperature sensor readings. Collection frequencies vary, in particular, electric potential and current are collected with the sampling rates of 1 kHz and 4 kHz, respectively. Lastly, messages sent over UART are included, acting as signalling data to follow individual tasks and sub-tasks.

*3.1.3 Raw data description.* The data collected directly from the logger has the following header:

- Timestamp (S)
- Arc Main Current (A)
- Arc Main Voltage (V)
- Arc Main Energy (J)
- Arc UART (TXT)

The column titles are self-explanatory. UART cells are not populated in every row. Useful UART messages are limited to start of processing, start and end of execution phases, core clock readings and board temperature readings, collected with the low frequency of per processed input instance.

### 3.2 Implemented features

Currently the CPSLint implementation supports a core set of features, providing the following capabilities:

- Inspect a dataset and provide a baseline CPSLint script
- Filter unwanted substrings globally or per column
- Enforce data types on columns
- Enforce a valid range of values for numeric columns
- Impute missing data with various configurable strategies
- Compartmentalise larger datasets based on flags in the data

With these core features, CPSLint can be used to prepare datasets for ML workflows. The current functionality of the language mostly focuses on the facilitation of remedies for corrupted data. For example, missing sensor data can be imputed using an appropriate technique, e.g., taking the mean of all available values, or performing interpolation. Remediation strategies are fairly configurable, e.g., the type of interpolation to be used.

### 3.3 DSL design and implementation

The syntax for CPSLint was designed in close collaboration between language engineers, bringing up options from the DSL design space [8], and domain experts, contributing knowledge of typical data types, corruption kinds, supported formats, etc. We ended up with a high-level declarative language with an implementation prototype capable of handling representative data. Syntactically, Listing 1, the language has been kept relatively simple:

```
1 syntax Action
2   = "inspect" FormatName "from" FileName ";";
3   | "import" FormatName "from" FileName (
4     ", {Filter ", ")+)? ";";
5   | "export" FormatName "(" {Column ";"}+
6     ")" "to" FileName "cut" "when" Border
7     "is" Value ";";
```

**Listing 1: Concrete syntax for three main actions in CPSLint.**

The inspect action leads to generating a Python script which imports the data file as is and uses pandas' functionality to infer names and types for each of its columns, and suggests a full data sanitisation script in CPSLint. The fewer corruptions are in the data used for this inspection, the closer the inferred specification will be to the ideal. The import action generates Python code for loading the data file and possibly applying some global filters, while the export action allows to apply some more detailed column-specific and value-specific actions filters, as well as cutting the data according to some conditions (usually UART-based).

The current prototype supports table-wide sanitisation of empty rows and (sub)strings, data type enforcement on columns supporting elementary data types (such as int, bool, real) and domain-specific data types (such as UART), valid range enforcement on numeric columns, conditional sanitisation, imputation using different strategies (such as mean, copying the last or next valid values, and various methods of interpolation), and phase detection through explicit flags in the UART column.

Future iterations of CPSLint are planned to bring features such as implicit phase detection through observing peaks, valleys and plateaus in the data, and introduce the concept of domain-specific units, e.g., Volt, Watt, or mAh, as native data types to the language.

CPSLint is implemented using the Rascal meta programming language [9, 10], a "one-stop-shop" language workbench that allows for rapid implementation of DSLs. The implementation is used to transform CPSLint code into executable Python code that can read an input dataset and clean it according to the strategies specified in the CPSLint program, with the help of common libraries such as pandas and scipy. the complete compilation to execution pipeline is depicted in Figure 3: on the left, our developed tool in Rascal receives the inspect command in CPSLint and generates Python code that proposes the first draft of a CPSLint specification. The specification will be based on column names (explicit in the CSV header) and inferred data types. The domain expert, in the middle, further refines this specification. Moving to the right, the full CPSLint specification is compiled to sanitisation code by a tool written in Rascal. Finally, on the top right, the generated Python script takes in the same (or similar) raw CSV file as it was used

at the start of this process, with the machine trace and possibly corrupt data. The Python script produces a sanitised CSV from this input according to the rules expressed in the CPSLint specification.

Both the import and export actions of the language currently only support files in CSV format, with other formats such as HDF5 and SQL being planned for implementation down the line. As seen in Listing 2, a user can apply file-wide filters such as skipping empty lines and removing (sub)strings that appear through the data as a result of faulty readings or other corruptions.

```
1 import csv from 'data_input.csv', skip empty;
```

**Listing 2: Code for importing an input CSV, also specifying to skip empty rows as a preprocessing step.**

The export action allows the user to create a mapping between columns from the imported CSV and columns of the output CSV. Per column the user can apply filters on the data that can for example; ensure the data is of a particular data type, enforce a valid range for numerical data, and define strategies for imputing missing or corrupt data. The language also allows conditional application of the filters, making it more flexible in how the filters are applied. An example of the export action is listed in Listing 3.

```
1 export csv
2 (
3   'Timestamp (S)' is timestamp, in [0..50],
4     critical;
5   'Arc Main Cur (A)' is current, in [0.6..1.4];
6   'Arc Main Vol (V)' is voltage, in [5±0.1],
7     impute mean;
8   'Arc Main Enr (J)' is energy, in [0..250];
9   'Arc UART (TXT)' is 'UART';
10 )
11 to 'data_export.csv';
```

**Listing 3: Code for exporting an output CSV, mapping input to output CSV columns, specifying valid numeric ranges and imputation of empty cells for voltage using the mean.**

CPSLint compiles this specification to a Python script that processes the data according to the provided specification. A truncated example of the Python output can be seen in Listing 4.

## 4 APPLICATION OF CPSLINT

The utilisation of CPSLint can be divided into countering data corruptions and performing data compartmentalisation, i.e., associating traces with execution phase types.

### 4.1 Data inspection and script generation

This feature of CPSLint is used as a starting point for working with new data. The user provides CPSLint alongside the selected data, asking to "inspect" it. This instructs CPSLint to examine the provided dataset and perform type inference on the columns (illustrated in Listing 5). This type inference relies on the dtypes pandas assigns to a column based on the data in it. This generates a CPSLint script that can be used as a baseline for further sanitisation.

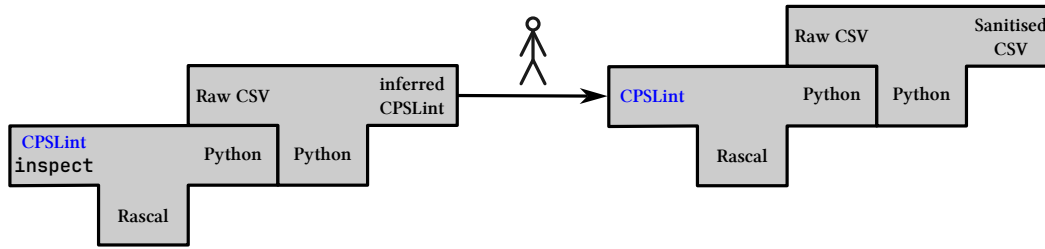


Figure 3: A tombstone diagram of CPSLint: The flow of activities from left to right, with inspection and inferring of the data structure happening on the right side, followed by Python code generation to deliver the executable code operating on the actual machine trace. The role of a domain expert overseeing the inferred CPSLint specification is emphasised.

```

1 # Generated by CPSLint
2 # Input: specification.cps
3
4 import pandas as pd
5 # ...statically generated helper functions...
6 # Read input CSV
7 df_in = pd.read_csv(input_path)
8 # Apply global rules from specification
9 df_in = df_in.replace(r'^\s*$', pd.NA,
10                      regex=True).dropna(how="all")
11 # Create output DataFrame
12 df_out = pd.DataFrame()
13 # Copy/rename columns to the output DataFrame
14 df_out["timestamp"] = df_in["Timestamp (S)"]
15 ...
16 # Apply column specific rules
17 df_out.loc[~df_out["timestamp"].between(0., 5.
18                                         , inclusive="both"), "timestamp"] = np.nan
19 ...
20 # Write Output CSV
21 df_out.to_csv(output_path, index=False)

```

Listing 4: A truncated example of generated Python code.

```

1 inspect csv from 'input.csv';

```

Listing 5: Example of the inspect action, used to generate a starting point for working with new data.

For example, if the script from Listing 5 is run on clean data, it generates the specification shown in Listing 6.

## 4.2 Countering data corruption

An extensive list of potential corruptions has been introduced in Section 2.4. Having the golden data, we systematically generated representative data for each type, as explained. Below we elaborate the use of CPSLint in sanitising these corruption types.

*Data type mismatch (with targeted UART).* One way these corruption can be remedied is by applying global substring filters on the import action as shown in line 1 of Listing 7. Here skip regex '[#@\$]' causes the substrings matching the regular expression '[#@\$]' to be filtered out of the data, and similarly, skip '\*' causes

```

1 import csv from 'input.csv', skip empty;
2 export csv
3 (
4     'Timestamp (S)' is 'Timestamp (S)', real;
5     'Arc Main Current (A)' is 'Arc Main Current
6     (A)', real;
7     'Arc Main Voltage (V)' is 'Arc Main Voltage
8     (V)', real;
9     'Arc Main Energy (J)' is 'Arc Main Energy
10    (J)', real;
11     'Arc UART (TXT)' is 'Arc UART (TXT)';
12 )
13 to 'output.csv';

```

Listing 6: A script generated from analysed input data.

occurrences of the character \* to be filtered. These substring filters are also applicable on specific columns, as illustrated in line 5. Finally to make sure the columns have parsable entries for their columns, the desired data type can be enforced such that entries that are not parsable as an instance of that data type are removed. For columns with numeric values, any rows that were emptied as an effect of the data type enforcement can be imputed, in the example this is done using linear interpolation.

```

1 import csv from 'input.csv', skip regex
2     '[#@$]', skip '*';
3 export csv
4 (
5     ...
6     'Arc Main Current (A)' is current, skip
7     '#', real, impute linear interpolation;
8     ...
9     'Arc UART (TXT)' is 'UART', uart;
10 )
11 to 'output.csv';

```

Listing 7: A snippet to remedy mismatched data types.

*Out-of-bounds values.* The remedy for this corruption is illustrated in Listing 8. Here we first enforce the data types of the columns to make sure everything that all columns where we define a valid range have numeric values only. Then we can set a valid range for these column, which will cause cells with values outside

of this defined range to be emptied. The notation here allows to specify what is included within the range, with rounded brackets meaning exclusion and square brackets meaning inclusion.

```

1 import csv from 'input.csv';
2 export csv
3 (
4   'Timestamp (S)' is timestamp, real, in (0..5
5     0];
6   'Arc Main Current (A)' is current, real, in
7     [0.6..1.4];
8   'Arc Main Voltage (V)' is voltage, real, in
9     [5±0.1];
10  'Arc Main Energy (J)' is energy, real, in (0
11    ..250);
12  'Arc UART (TXT)' is 'UART', uart;
13 )
14 to 'output.csv';

```

**Listing 8:** A snippet demonstrating how to define a valid range for numeric data.

*Out-of-order rows with reliable timestamps.* For this corruption we can leverage the reliable timestamps and simply enforce the timestamps column to be sorted. This is illustrated in Listing 9.

```

1 import csv from 'input.csv';
2 export csv
3 (
4   'Timestamp (S)' is timestamp, sorted;
5   ... )
6 to 'output.csv';

```

**Listing 9:** Sorting the data based on values in a column.

Another way to tackle corruptions of this kind is to skip rows in the dataset that appear out of order. This method of sanitisation, illustrated in Listing 10, is slightly more aggressive since it outright removes data and is meant to be used in scenarios where the previous method is not appropriate.

```

1 import csv from 'input.csv';
2 export csv
3 (
4   'Timestamp (S)' is timestamp, skip out of
5     order;
6   ... )
7 to 'output.csv';

```

**Listing 10:** A snippet skipping rows where the timestamp column is out of order.

*Missing fields.* The way this corruption can be tackled is highly dependent on the columns that have missing fields. For certain columns like voltage, imputing the missing values with the mean of the present values could be a good strategy, since the values have a valid range from 4.9 to 5.1. This is illustrated in Listing 11.

```

1 import csv from 'input.csv';
2 export csv
3 (
4   'Arc Main Voltage (V)' is voltage, real, in
5     [5±0.1], impute mean;
6   ... )
7 to 'output.csv';

```

**Listing 11:** CPSLint Sepsification where rows where missing values get imputed using the mean of present values.

For columns like timestamp, where the values are expected to be increasing, imputing using linear interpolation is a good fit, since this takes the last and next known valid values into account, i.e., the imputed value(s) should not end up being larger than the proceeding correct row's timestamp. The snippet in Listing 12 contains the code needed to express this.

```

1 import csv from 'log_input.csv';
2 export csv
3 (
4   'Timestamp (S)' is timestamp, real, impute
5     linear interpolation;
6   ... )
7 to 'log_output.csv';

```

**Listing 12:** Example of how a missing timestamps can be imputed using linear interpolation.

*Missing rows.* This corruption is particularly challenging to detect since we cannot say for certain how many rows of the data are missing, as the file itself will not contain any indication. One potential indication of such a corruption could be an unusual gap in the temporal progression of traces. Assuming detection, we can perform a similar remediation to missing fields, but performed at scale. For the numeric columns in the dataset, we can impute the missing values with the appropriate method per column. In the current iteration of CPSLint we do not have a strategy for columns with other data types such as UART. An example of the code to remedy this corruption can be seen in Listing 13.

### 4.3 Data compartmentalisation

CPSLint can also be used to cut the time-series data into shorter segments. The primary aim of cutting is to separate data associated with each defined execution phase. In the current implementation, data can be compartmentalised by observing substrings in the flags:

Here the larger CSV file with time-series data is cut into numbered smaller files by cutting the data when an image loading phase happens. It is planned to support cutting based on numerical columns in future implementations of the language, where, for example, the time-series data is cut based on peaks, valleys, and plateaus in resource usage.

## 5 DISCUSSION: ADVANTAGES OF A DSL

A natural question to be raised is the motivation behind the use of a DSL [5, 11] vs natively programming the functionality as part of

```

1 import csv from 'input.csv';
2 export csv
3 (
4   'Timestamp (S)' is timestamp, real, in [0..5
5     0], impute linear interpolation;
6   'Arc Main Current (A)' is current, real, in
7     [0.6..1.4], impute last;
8   'Arc Main Voltage (V)' is voltage, real, in
9     [5±0.1], impute mean;
10  'Arc Main Energy (J)' is energy, real, in (0
11    ..250), impute last;
12  'Arc UART (TXT)' is UART, uart;
13 )
14 to 'output.csv';

```

**Listing 13:** Example showing how multiple columns of missing data can be imputed at once in the case where missing rows are detected.

```

1 import csv from 'input.csv', skip empty;
2 export csv
3 ( ... )
4 to 'output#.csv'
5   cut when 'UART' is 'image loader'~;

```

**Listing 14:** CPSLint specification with which data is cut based on textual markers from a designated column.

the targeted solution we mentioned in the Section 1. In this context, DSL use has a number of advantages.

*Separation of concerns.* We mentioned in Section 2.3 that preprocessing of machine data will involve cutting the data according to use-case phases. Every use-case has a different set of phases, while the targeted solutions consuming phase data stay the same, e.g., FDI workflows. As such, it is advantageous to draw a boundary and delegate handling of dynamic aspects of machine data to a descriptive tool, which is easier to reconfigure. Aside from the phase definitions per use-case, expected corruptions have a dynamic nature as well, e.g., different expectations per machine type or model.

*Declarative expressiveness.* Expressiveness of a DSL, i.e., being closer to domain language, is the enabler for the aforementioned ease of reconfigurability. It will allow involvement of domain experts, who may not be programmers, in applying the DSL.

*Standardisation and consistency.* Following the same line of reasoning, the contained and consistent set of rules enforced by a DSL is a better alternative to various styles of programming using a general purpose language. This is especially the case in larger organisations, where tasks are delegated to different engineers.

*Alternative approaches.* Closely related to standardisation and consistency, usage of general purpose and vastly capable programming languages by different programmers will lead to ad hoc solutions. Whereas, using a specialised DSL with a much smaller domain of vocabulary, ensures that the generated Python (or any other) code uses embedded methodical techniques for functionality supported by the DSL, e.g., filtering unwanted substrings. The

methodical vs ad hoc argument is valid for both sanitisation and remediation techniques.

*On demand code generation.* Another less obvious advantage of our approach, which leads to code generated in a general purpose language, is the *on demand* nature of this code generation. While CPSLint can be extended to a point that it would support large catalogues of sanitisation and remediation techniques, different use-cases will only require a relevant subset. In this fashion, the generated code, in this case Python, will only cover the required functionality. This is much more efficient than having a maximalist package or library that can serve any and every use-case, making the DSL-driven approach much more streamlined.

## 6 RELATED WORK

From the notable tooling at the time of this writing, we recognise the following examples, each providing various sets of features.

*GNU datamash* [12] is a command-line tool that performs basic numeric, textual, and statistical operations on textual data. While it is not a fully-fledged DSL, it is suitable for handling basic manipulation and analysis on the input.

*Lisp Query Notation* [13] is an embedded DSL in Common Lisp that can operate on CSV data as well as structured formats such as JSON. It allows users to query and manipulate textual data both as a DSL and as a command-line tool. Being embedded in Common Lisp enables users to extend its functionality and makes it possible to fall back on Lisp when the DSL is limiting for certain operations.

*DescribeML* [14] is a DSL designed to precisely describe machine learning datasets in terms of their structure, provenance, and social concerns, with the aim of providing a method for dataset documentation based on their characteristics, thereby helping data scientists select the appropriate dataset for a given project. DescribeML is implemented using Langium and has been published as a Visual Studio Code extension.

*RADAR* [15] is a DSL built for data quality monitoring. RADAR's capabilities include simple checks like making sure there are no null values, data integrity checks and statistical checks like conformance of the data to a certain distribution. This DSL is made up of 3 types of definitions; sources (referring to the input data), checks (which act like functions that accept parameters), and actions (which apply the checks on data from a source and define what should be reported for the resulting values).

*Lavoisier* [16] is a DSL that helps with creation of datasets that conform to the format accepted by data mining algorithms. It is meant to reduce script size compared to accomplishing the same result using other ways to prepare data such as SQL and Pandas.

*Papin* [17] is a spin-off DSL of Lavoisier that specialises further and makes it compatible with fishbone diagrams, a notation used by industrial engineers to model cause and effect. For the Papin pipeline the authors introduce a new fishbone diagram called data-oriented fishbone diagrams which combines domain data (defined using Lavoisier expressions) with standard fishbone diagrams. These diagrams then are used as input for the Papin specification.

*Jet* [18] is an embedded DSL in written in Scala which is meant to be used for batch processing of large datasets. This DSL can generate code for both Apache Spark and Apache Hadoop, both of which are systems for processing big data. The compiler, relational,

and domain-specific optimisations of the implementation provide substantial performance gains compared to the naive handwritten processing code.

*DSL4DPiFS* [19] is a graphical DSL to help with deploying data pipelines in industrial metal forming systems, built with interdisciplinary collaboration in mind. These data-pipelines used to enable process optimisation, quality management, and predictive maintenance of these systems.

Table 1 shows the position of CPSLint related to prior work. One observation that could be made from this table is the tools and DSLs for the related work do have some overlap with CPSLint, but only cover one or two of the listed features. It also shows that none of the discussed languages cover a form of data imputation.

## 7 CONCLUSION AND FUTURE WORK

We have introduced CPSLint as a DSL specialised for preparation of machine data prior to data-centric workflows, e.g., anomaly detection and identification. We demonstrated CPSLint's capabilities with examples, especially the ability to compartmentalise machine data in accordance with system execution phases. The output of CPSLint, which is Python code, can be conveniently orchestrated alongside targeted data-centric solutions.

We have also covered many advantages of using a DSL for this type of activity in Section 5, such as expressiveness, consistency throughout different implementations, enabling accessibility to experts without programming knowledge.

*Future work: Industrial case study.* In Figure 1, we showcased the high-level sequence of tasks, i.e., machine cycle, for an ITEC die bonder machine. As the essence of machine data collected from industrial CPS sensors is the same, we shall apply CPSLint to real ITEC machine data as part of our immediate future work. This will require possible further enhancement of CPSLint to consider additional corruptions common to these machines, if any, and to compartmentalise machine data according to ITEC-specific execution phases, which will be achieved by providing CPSLint to domain experts.

## ACKNOWLEDGMENTS

This publication is part of the project ZORRO with project number KICH1.ST02.21.003 of the research programme Key Enabling Technologies (KIC), which is (partly) financed by the Dutch Research Council (NWO).

## REFERENCES

- [1] Joachim Arts, Robert N. Boute, Stijn Loeys, and Heletjé E. van Staden. 2025. Fifty Years of Maintenance Optimization: Reflections and Perspectives. *European Journal of Operational Research*. doi: 10.1016/j.ejor.2024.07.002.
- [2] Seokgo Kim, Joo-Ho Choi, and Nam H. Kim. 2021. Challenges and Opportunities of System-Level Prognostics. *Sensors*. doi: 10.3390/s21227655.
- [3] Ferhat Tamssaouet, Khanh Tp Nguyen, Kamal Medjaher, and Marcos Eduardo Orchard. 2023. System-Level Failure Prognostics: Literature Review and Main Challenges. *Proceedings of the Institution of Mechanical Engineers, Part O: Journal of Risk and Reliability*. doi: 10.1177/1748006X221118448.
- [4] [SW] Uraz Odyurt, Ömer Sayilir, Mariëlle Stoelinga, and Vadim Zaytsev, CP-SLint version v0.5.0, Oct. 2025. doi: 10.5281/zenodo.17406796.
- [5] Marjan Mernik, Jan Heering, and Anthony M. Sloane. 2005. When and How to Develop Domain-Specific Languages. *ACM Computing Surveys*. doi: 10.1145/118890.1118892.
- [6] Uraz Odyurt, Andy D. Pimentel, and Ignacio Gonzalez Alonso. 2022. Improving the robustness of industrial Cyber-Physical Systems through machine learning-based performance anomaly identification. *Journal of Systems Architecture*. doi: 10.1016/j.sysarc.2022.102716.
- [7] Uraz Odyurt, Julius Roeder, Andy D. Pimentel, Ignacio Gonzalez Alonso, and Cees de Laat. 2021. Power Passports for Fault Tolerance: Anomaly Detection in Industrial CPS Using Electrical EFB. In *2021 4th IEEE International Conference on Industrial Cyber-Physical Systems (ICPS)*. doi: 10.1109/ICPS49255.2021.9468262.
- [8] Vadim Zaytsev. 2017. Language Design with Intent. In *2017 ACM/IEEE 20th International Conference on Model Driven Engineering Languages and Systems (MoDELS)*. doi: 10.1109/MODELS.2017.16.
- [9] Paul Klint, Tijds van der Storm, and Jurgen Vinju. 2009. RASCAL: A Domain Specific Language for Source Code Analysis and Manipulation. In *2009 Ninth IEEE International Working Conference on Source Code Analysis and Manipulation*. doi: 10.1109/SCAM.2009.28.
- [10] Paul Klint, Tijds van der Storm, and Jurgen Vinju. 2011. EASY Meta-programming with Rascal. In *Generative and Transformational Techniques in Software Engineering III: International Summer School, GTTSE 2009, Braga, Portugal, July 6-11, 2009. Revised Papers*. Springer. doi: 10.1007/978-3-642-18023-1\_6.
- [11] Federico Tomassetti and Vadim Zaytsev. 2020. Reflections on the Lack of Adoption of Domain Specific Languages. In *STAF Workshop Proceedings (OOPSLE)*. <http://ceur-ws.org/Vol-2707/oopslepape5.pdf>.
- [12] GNU Project. 2025. GNU datamash. Retrieved Aug. 26, 2025 from <https://www.gnu.org/software/datamash/>.
- [13] Anders Hoff. 2024. Lisp Query Notation — A DSL for Data Processing. (2024). doi: 10.5281/zenodo.11001584.
- [14] Joan Giner-Miguel, Abel Gómez, and Jordi Cabot. 2023. A Domain-Specific Language for Describing Machine Learning Datasets. *Journal of Computer Languages*. doi: 10.1016/j.col.2023.101209.
- [15] Felix Heine, Carsten Kleiner, and Thomas Oelsner. 2020. A DSL for Automated Data Quality Monitoring. In *Database and Expert Systems Applications*. doi: 10.1007/978-3-030-59003-1\_6.
- [16] Alfonso de la Vega, Diego García-Saiz, Marta Zorrilla, and Pablo Sánchez. 2020. Lavoisier: A DSL for Increasing the Level of Abstraction of Data Selection and Formatting in Data Mining. *Journal of Computer Languages*. doi: 10.1016/j.col.2020.100987.
- [17] Brian Sal, Diego García-Saiz, Alfonso de la Vega, and Pablo Sánchez. 2024. Domain-Specific Languages for the Automated Generation of Datasets for Industry 4.0 Applications. *Journal of Industrial Information Integration*. doi: 10.1016/j.jii.2024.100657.
- [18] Stefan Ackermann, Vojin Jovanovic, Tiark Rumpf, and Martin Odersky. 2012. Jet: An Embedded DSL for High Performance Big Data Processing. (2012). <https://infoscience.epfl.ch/handle/20.500.14299/85985>.
- [19] Birgit Vogel-Heuser et al. 2025. DSL4DPiFS — A Graphical Notation to Model Data Pipeline Deployment in Forming Systems. *at - Automatisierungstechnik*. doi: 10.1515/auto-2024-0114.

**Table 1: Comparison of supported functionality amongst existing tools/DSLs and with CPSLint in the last row. The considered markings and their meanings are: ●= supported, ◐= unclear/partially supported, and ○= unsupported.**

Tool/DSL	Imputation	Type inference	Filtering	Statistical analysis	Data restructuring
GNU datamash	○	○	○	●	●
Lisp Query Notation	○	○	●	○	●
DescribeML	○	●	○	○	○
RADAR	○	◐	●	●	◐
Lavoisier	○	●	◐	○	●
Jet	○	○	◐	○	●
DSL4DPiFS	○	◐	○	○	◐
CPSLint	●	●	●	○	●