

Don't Look Back in Anger: Wasserstein Distributionally Robust Optimization with Nonstationary Data

Dominic S. T. Keehan

University of Auckland
dkee331@aucklanduni.ac.nz

Edward J. Anderson

Imperial Business School
e.anderson@imperial.ac.uk

Wolfram Wiesemann

Imperial Business School
ww@imperial.ac.uk

Abstract: We study data-driven decision problems where historical observations are generated by a time-evolving distribution whose consecutive shifts are bounded in Wasserstein distance. We address this nonstationarity using a distributionally robust optimization model with an ambiguity set that is a Wasserstein ball centered at a *weighted* empirical distribution, thereby allowing for the time decay of past data in a way which accounts for the drift of the data-generating distribution. Our main technical contribution is a concentration bound for weighted empirical distributions that explicitly captures both the effective sample size (i.e., the equivalent number of equally weighted observations) and the distributional drift. Using our concentration bound, we select observation weights that optimally balance variance, determined by the effective sample size, and drift, induced by the temporal changes in the data-generating process. The family of optimal weightings reveals a polynomial relationship between the order of the Wasserstein ambiguity ball and the time-decay profile of the optimal weights. We further characterize how the ambiguity radius must grow with the distributional drift to guarantee a prescribed confidence level. Classical weighting schemes, such as time windowing and simple exponential smoothing, emerge as special cases of our framework, for which we derive principled choices of parameters. Numerical experiments demonstrate the effectiveness of our proposed approach.

Keywords: Nonstationary data, Wasserstein distances, distributionally robust optimization.

Date: 25-th December 2025.

1 Introduction

Many practical decision problems involve problem data that are uncertain at the point of decision. Examples include inventory control with uncertain demands, maintenance scheduling under uncertain failures, online advertising with uncertain click-through rates, and portfolio allocation under uncertain market conditions.

Classical stochastic programming models the uncertain quantities as random variables and optimizes a risk measure—such as the expectation or (conditional) value-at-risk—under a known data-generating distribution. In practice, however, this distribution is rarely known. Data-driven approaches therefore replace the unknown distribution with an estimate formed from historical observations. The most prominent example is the sample average approximation (SAA), which optimizes against the empirical distribution that assigns equal mass to past samples. While computationally appealing and asymptotically optimal, SAA is prone to overfitting in

small- to moderate-sample regimes—a phenomenon often described as the “optimizer’s curse.” Distributionally robust optimization (DRO) mitigates overfitting by optimizing against the worst distribution in an ambiguity set that contains all distributions deemed plausible given the data. Among different ambiguity models, Wasserstein balls around an empirical reference distribution have emerged as a common choice since they respect the geometry of the sample space, yield finite-sample performance guarantees, and often lead to tractable formulations.

The vast majority of research on data-driven optimization presumes that observations are independent and identically distributed over time. In practice, this assumption is often untenable: consumer preferences shift, supply conditions change, and competitors, whose actions are often modeled as exogenous uncertainty, adapt over time. Under nonstationarity, pooling all past observations with equal weight—as in standard SAA and Wasserstein DRO—can be harmful: looking at a long historical sequence of observations can increase statistical precision but may bias estimates toward outdated regimes, whereas focusing only on recent data can reduce bias but may inflate variance.

This paper proposes a Wasserstein DRO framework tailored to nonstationary data. We model the evolution of the data-generating process as a sequence of unknown distributions whose successive changes are bounded in Wasserstein distance. To derive robust decisions, we center our ambiguity sets at *weighted* empirical distributions that downweight older samples. We then consider the fundamental variance–drift trade-off that governs data-driven decision making under nonstationarity. More specifically, our contributions are as follows.

- (i) **Modeling nonstationarity via Wasserstein shifts.** We propose a DRO model that permits changes to the data-generating distribution over time, with consecutive shifts bounded in Wasserstein distance. Our ambiguity sets are centered at weighted empirical distributions, enabling the principled time decay of historical information within DRO.
- (ii) **Weighted concentration for Wasserstein distances.** We extend the classical concentration bounds of [12] from equally weighted to weighted empirical distributions and obtain finite-sample guarantees for nonstationary data, with rates that explicitly reflect both the effective sample size and the magnitude of distributional drift.
- (iii) **Optimizing the variance–drift trade-off.** We show how to choose weights that optimally balance statistical variance against distributional drift in our concentration bound. Our analysis covers natural weight families (e.g., time windowing and exponential decay) and characterizes optimal weights within our framework.

Taken together, these contributions yield a conceptually simple and computationally practical method for decision-making with nonstationary data: center a Wasserstein ambiguity set at a weighted empirical distribution, set the weights—guided by our weighted concentration bounds—to balance variance and drift, and calibrate the ambiguity radius via cross-validation.

Our work intersects with, and contributes to, two strands of the literature: DRO under nonstationary data-generating processes and DRO with heterogeneous data sources.

The literature on DRO with nonstationary data relaxes the ubiquitous identically distributed assumption by modeling temporal dependence or drift. For example, [7, 18, 26] study Wasserstein DRO models where data are generated by vector autoregressive processes with unknown

parameters. Likewise, [21, 26] analyze Wasserstein DRO models where data arise from unknown finite-state Markov chains. In addition, [23] models nonstationarity via a regime-switching Wasserstein ambiguity set, and [8] investigates ϕ -divergence DRO where data are generated by certain classes of Markov chains. A common feature of this literature is the imposition of parametric or Markovian structure on the temporal dynamics. Instead, we only assume that successive data-generating distributions differ in Wasserstein distance by no more than a fixed amount, without committing to a specific parametric time-series model.

In contrast, the literature on DRO with heterogeneous data sources leverages samples from multiple distributions (sources) that are close to the data-generating (target) distribution in Wasserstein distance to construct an ambiguity set for the target. Focusing on two sources and least squares estimation, [27] proposes either interpolating between the ambiguity sets centered at each source or intersecting them. For logistic regression with two sources that are subjected to adversarial attacks, [25] intersects the two ambiguity sets. In the first work that studies more than two sources, [24] intersects Wasserstein balls centered at all sources and optimizes against the worst distribution in the intersection. The paper shows that the problem is NP-hard in general but can be solved in polynomial time when either the number of sources or the dimension of the uncertain parameters is fixed. Finally, [15] studies a dynamic setting where source reliability varies over time and proposes mechanisms to update trust in each source. The literature on DRO with heterogeneous data sources typically assumes that many samples are available per source. On the other hand, viewing each time step as a separate source, our setting provides exactly one observation per source. We will see that this renders the existing heterogeneous-source guarantees unsuited. Instead, our approach aggregates over time via weighted empirical distributions while explicitly controlling for the per-step Wasserstein drift.

Unlike the bandit and online optimization literature, which studies sequential decision-making and regret minimization (e.g., [6, 17]), our goal is to construct a single data-driven ambiguity set with finite-sample coverage guarantees for the next-period distribution.

The remainder of the paper is organized as follows. Section 2 introduces our framework. Section 3 develops new concentration bounds for weighted empirical distributions. Section 4 characterizes weight choices that optimally balance variance and drift and derives optimal tuning rules for the classical schemes of time windowing and exponential smoothing. Section 5 reports numerical results, and Section 6 discusses possible extensions. All source code and results are available in the repository accompanying this work.¹

Notation. $\|\cdot\|$ denotes the standard Euclidean norm. $\mathfrak{P}(\Xi)$ denotes the set of all Borel probability measures on a set Ξ . Among these measures, the point-mass distribution $\mathbb{1}_\xi$ assigns probability 1 to the outcome $\xi \in \Xi$. For a distribution $\mathbb{P} \in \mathfrak{P}(\Xi)$, we write $\boldsymbol{\xi} \sim \mathbb{P}$ to express that a random vector $\boldsymbol{\xi}$ is distributed according to \mathbb{P} . Boldface symbols denote random vectors, and plain symbols denote their outcomes. \mathcal{W}_N denotes the probability N -simplex; that is, the set of non-negative N -tuples summing to 1. Also, we write $[T] := \{1, \dots, T\}$ and $x_+ := \max\{0, x\}$.

¹Link: <https://github.com/dominickeehan/dont-look-back-in-anger>.

2 Problem Setting

We study data-driven decision problems where a decision maker observes T historical samples $\xi_1 \sim \mathbb{P}_1, \dots, \xi_T \sim \mathbb{P}_T$ of an uncertain parameter $\xi \in \Xi$ governed by unknown time-varying data-generating distributions $\mathbb{P}_1, \dots, \mathbb{P}_T \in \mathfrak{P}(\Xi)$ supported on the (known) closed set $\Xi \subseteq \mathbb{R}^m$. At time $T + 1$, the decision maker selects a measurable, extended real-valued loss function $\ell : \Xi \rightarrow \mathbb{R} \cup \{\infty\}$ from an admissible class \mathcal{L} to solve

$$\underset{\ell \in \mathcal{L}}{\text{minimize}} \quad \sup_{\mathbb{Q} \in \mathcal{P}} \mathbb{E}_{\mathbb{Q}}[\ell(\xi)], \quad (1)$$

where $\mathcal{P} \subseteq \mathfrak{P}(\Xi)$ is the ambiguity set for the (unknown) next-period distribution \mathbb{P}_{T+1} . In the special case where losses are generated by a (known) cost function $f : \mathcal{X} \times \Xi \rightarrow \mathbb{R} \cup \{\infty\}$ depending on both a decision variable $x \in \mathcal{X}$ and an uncertain variable $\xi \in \Xi$, the admissible class is $\mathcal{L} = \{\xi \mapsto f(x, \xi) : x \in \mathcal{X}\}$.

When $\mathbb{P}_1 = \dots = \mathbb{P}_{T+1}$ and ξ_1, \dots, ξ_T are drawn independently (the *stationary* setting), a common choice for the ambiguity set in (1) is $\mathcal{P} = \mathbb{B}_p(\frac{1}{T} \sum_{t=1}^T \mathbb{1}_{\xi_t}; \varepsilon)$; the p -Wasserstein ball of radius ε centered around the empirical distribution $\frac{1}{T} \sum_{t=1}^T \mathbb{1}_{\xi_t}$. Here

$$\mathbb{B}_p(\mathbb{P}; \varepsilon) := \left\{ \mathbb{Q} \in \mathfrak{P}(\Xi) : W_p(\mathbb{P}, \mathbb{Q}) \leq \varepsilon \right\}, \quad W_p(\mathbb{P}, \mathbb{Q}) := \left(\inf_{\gamma \in \Gamma(\mathbb{P}, \mathbb{Q})} \mathbb{E}_{\gamma}[\|\xi - \zeta\|^p] \right)^{1/p},$$

and $\Gamma(\mathbb{P}, \mathbb{Q})$ is the set of couplings of \mathbb{P} and \mathbb{Q} . This choice is popular because it yields tractable reformulations of problem (1) for broad classes of loss functions and, under mild conditions, satisfies a finite-sample guarantee of the form

$$\Pr \left[\mathbb{P}_{T+1} \notin \mathbb{B}_p\left(\frac{1}{T} \sum_{t=1}^T \mathbb{1}_{\xi_t}; \varepsilon\right) \right] \leq c_1 \cdot \exp(-c_2 T \varepsilon^m),$$

for positive constants c_1 and c_2 that depend only on Ξ and p . Thus, the unknown true distribution is contained in $\mathbb{B}_p(\frac{1}{T} \sum_{t=1}^T \mathbb{1}_{\xi_t}; \varepsilon)$ with high, controllable probability.

We depart from the stationary setting by allowing \mathbb{P}_t to vary over time, but we assume that consecutive changes are bounded in Wasserstein distance. In other words, we stipulate that $W_{\infty}(\mathbb{P}_t, \mathbb{P}_{t+1}) \leq \rho$ for all $t \in [T]$ and some non-negative drift bound ρ , where

$$W_{\infty}(\mathbb{P}, \mathbb{Q}) := \lim_{p \rightarrow \infty} W_p(\mathbb{P}, \mathbb{Q}) = \inf_{\gamma \in \Gamma(\mathbb{P}, \mathbb{Q})} \operatorname{ess-sup}_{(\xi, \zeta) \sim \gamma} \|\xi - \zeta\|.$$

To focus on distributional shift rather than temporal dependence, we continue to assume that, given the distributions $\mathbb{P}_1, \dots, \mathbb{P}_T$, the samples ξ_1, \dots, ξ_T are independent. Throughout the paper, we assume that the drift bound ρ is known. This assumption allows our concentration bounds to explicitly capture how ρ influences the resulting probability bounds, the optimal weight choices, and the windowing and exponential smoothing schemes. At the same time, this assumption is not restrictive in practice: our results culminate in a family of optimal weighting schemes parameterized by ρ , and in applications one selects the value of ρ that best fits the data via cross-validation. We bound the distributional drift via W_{∞} because it allows us to control the worst-case pointwise displacement between consecutive distributions, and it implies that

$W_p(\mathbb{P}_t, \mathbb{P}_{t+1}) \leq \rho$ for all $p \in [1, \infty]$. Distributional drift bounds expressed in terms of W_p for $p < \infty$ would be interesting, but may be more challenging to work with.

In the presence of a positive drift ρ , the Wasserstein ambiguity set $\mathbb{B}_p(\frac{1}{T} \sum_{t=1}^T \mathbb{1}_{\xi_t}; \varepsilon)$ centered around the empirical distribution $\frac{1}{T} \sum_{t=1}^T \mathbb{1}_{\xi_t}$ overweights earlier observations that are less representative of the next-period distribution \mathbb{P}_{T+1} . A seemingly natural alternative, inspired by the literature on DRO with heterogeneous sources, is to take the intersection of balls around each single-sample “data source” estimate $\mathbb{1}_{\xi_t}$, that is, $\mathcal{P} = \bigcap_{t=1}^T \mathbb{B}_p(\mathbb{1}_{\xi_t}; \varepsilon_t)$ for some radii $\varepsilon_1, \dots, \varepsilon_T$, where ε_t is chosen to reflect that \mathbb{P}_{T+1} is at a greater distance from earlier distributions. We next show that this construction may exhibit poor large-sample behavior.

Example 1 (Asymptotic inconsistency of the intersection ambiguity set). For $\beta \in [0, 1)$, let $\varepsilon(\beta)$ denote the $(1 - \beta)$ -confidence p -Wasserstein radius (in the stationary setting) around an empirical distribution based on a single sample (as may be obtained from [12, Theorem 2]). If the confidence radius is set from a concentration bound, then $\varepsilon(\cdot)$ is nonincreasing and strictly positive (see also, e.g., [11]). In our time-varying setting with drift bound ρ , choose $\beta_1, \dots, \beta_T \in [0, 1)$ such that $\sum_{t=1}^T \beta_t = \beta \in [0, 1)$ and set $\varepsilon_t := \varepsilon(\beta_t) + (T - t + 1)\rho$ for all $t \in [T]$, which achieves the guarantee [24, Proposition 4]

$$\Pr \left[\mathbb{P}_{T+1} \notin \bigcap_{t=1}^T \mathbb{B}_p(\mathbb{1}_{\xi_t}; \varepsilon_t) \right] \leq \sum_{t=1}^T \beta_t = \beta. \quad (2)$$

We claim that this confidence guarantee is unsatisfactory when the drift bound is small and the sample size is large. In particular, consider the case where the data-generating process is actually stationary with $\mathbb{P}_1 = \dots = \mathbb{P}_{T+1} = \mathbb{1}_\xi$ for some $\xi \in \Xi$. Then each $\xi_t = \xi$, so all of the balls in (2) are centered around $\mathbb{1}_\xi$ and satisfy

$$\bigcap_{t=1}^T \mathbb{B}_p(\mathbb{1}_\xi; \varepsilon_t) = \mathbb{B}_p(\mathbb{1}_\xi; \min_{t \in [T]} \{\varepsilon_t\}).$$

Since $\beta_t \leq \sum_{s=1}^T \beta_s = \beta$, the monotonicity and strict positivity of $\varepsilon(\cdot)$ imply that

$$\min_{t \in [T]} \{\varepsilon_t\} = \min_{t \in [T]} \{\varepsilon(\beta_t) + (T - t + 1)\rho\} \geq \varepsilon(\beta) > 0,$$

and thus

$$\bigcap_{t=1}^T \mathbb{B}_p(\mathbb{1}_\xi; \varepsilon_t) \supseteq \mathbb{B}_p(\mathbb{1}_\xi; \varepsilon(\beta)) \neq \{\mathbb{1}_\xi\}.$$

Hence, with $\rho = 0$, even as $T \rightarrow \infty$ the intersection ambiguity set cannot collapse to $\mathbb{1}_\xi$. This is because each constituent ball is centered at a single-point empirical distribution, so the confidence radii do not decrease with T . \square

The failure of the intersection-based ambiguity set to contract with T —even in the absence of drift—motivates us to center ambiguity sets at *weighted* empirical distributions $\sum_{t=1}^T w_t \mathbb{1}_{\xi_t}$. The next section develops finite-sample concentration bounds for such weighted empirical distributions under bounded drift, and Section 4 leverages these results to optimize the weights.

We now compare the intersection approach to the weighted approach we will develop in the

following sections. Consider a one-dimensional example with $p = 2$ and observations $\xi_1 = 1$, $\xi_2 = -1$, $\xi_3 = 2$, and $\xi_4 = 3$. Figure 1 shows which uniform distributions lie in the ambiguity sets of each approach. (The figure reports the means and standard deviations.) The weighted approach uses weights as per Proposition 2 below, and we increase the radii of the intersection approach so that the ambiguity sets are of similar size. In this example the intersection-based set is visibly more asymmetric. The weight-based set has a symmetric shape, and it can be shown that this is in fact a circle, with a vertical axis at the weighted average of the observations.

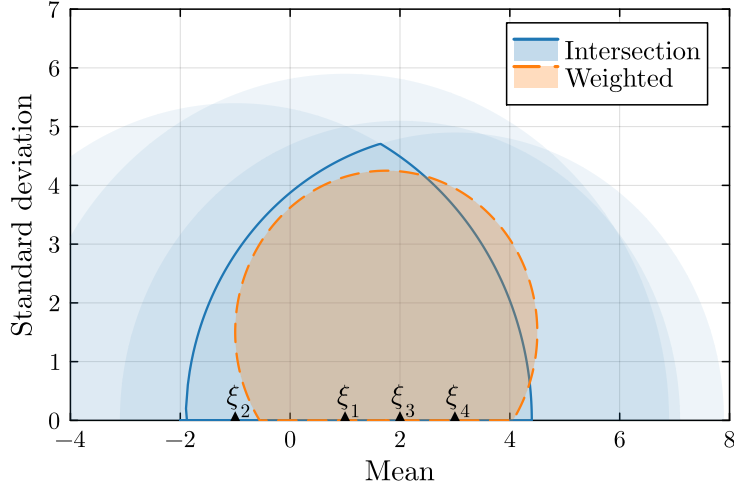


Figure 1: **Ambiguity Sets.** Means and standard deviations of uniform distributions under the weighted and intersection approaches for a one-dimensional example with $p = 2$.

3 Concentration of Measure for Weighted Empiricals

The by now classical results [12, Theorems 1 and 2] show that when $\Xi \subseteq \mathbb{R}^m$ is bounded and $\xi_1, \dots, \xi_N \sim \mathbb{P} \in \mathfrak{P}(\Xi)$ are independent and identically distributed random samples, then there exist constants $c_0, c_1, c_2 > 0$ and $q \in (0, 1/2]$ (depending only on m , $\text{diam}(\Xi)$, and p) such that

$$\mathbb{E} \left[W_p^p \left(\frac{1}{N} \sum_{i=1}^N \mathbb{1}_{\xi_i}, \mathbb{P} \right) \right] \leq c_0 N^{-q} \quad \text{for all } N \in \mathbb{N}, \quad (3)$$

and

$$\Pr \left[W_p \left(\frac{1}{N} \sum_{i=1}^N \mathbb{1}_{\xi_i}, \mathbb{P} \right) \geq \varepsilon \right] \leq c_1 \cdot \exp(-c_2 N \varepsilon^{p/q}) \quad \text{for all } N \in \mathbb{N}, \varepsilon \in \mathbb{R}_+. \quad (4)$$

Here $q := \min\{p/m, 1/2\}$ when $p \neq m/2$. The boundary case $p = m/2$ entails a logarithmic correction; nevertheless, one can account for this while achieving (3) by choosing a q value slightly lower than $1/2$, which corresponds to a weaker bound in (3). Henceforth, for a given m and p , we take $q = \min\{p/m, 1/2\} - \delta$ for some small $\delta \geq 0$ so that $q \in (0, 1/2)$ achieves (3).

The goal of this section is to derive an analogue of (4) when the samples $\xi_1 \sim \mathbb{P}_1, \dots, \xi_T \sim \mathbb{P}_T$ are independent but not identically distributed and when the equally weighted empirical distribution $\frac{1}{T} \sum_{t=1}^T \mathbb{1}_{\xi_t}$ is replaced by a weighted one, $\sum_{t=1}^T w_t \mathbb{1}_{\xi_t}$ for $w := (w_1, \dots, w_T) \in \mathcal{W}_T$. Our bound will explicitly reflect the drift between successive distributions and it will represent

the weighting in the empirical distribution through the *effective sample size*

$$N_{\text{eff}}(w_1, \dots, w_N) := \frac{1}{\sum_{i=1}^N w_i^2}.$$

This approximates the number of equally weighted samples that would yield the same variance as the weighted sample [10, 19]. It ranges from 1 to N , with its extremes attained at $N_{\text{eff}}(w) = 1$ when all weight is placed on a single observation and $N_{\text{eff}}(w) = N$ for uniform weights $w_i = 1/N$. Throughout this section, our indices and weights match the setting: we use $(i, N, w_i, \mathcal{W}_N)$ for stationary results and $(t, T, w_t, \mathcal{W}_T)$ for nonstationary results, respectively.

We derive our result in two stages. In the first stage we analyze the stationary case where the samples are drawn independently from the same distribution. Here the concentration bounds of Fournier & Guillin [12] are proved for samples with equal weights. We begin from their expectation bound and in Lemma 1 extend this to arbitrarily weighted empirical distributions. Then Proposition 1 upgrades it to a high-probability concentration bound via a McDiarmid argument. In the second stage we turn to the nonstationary case where the samples are drawn from differing distributions. Lemma 2 shows how the Wasserstein distance between the weighted empirical distribution formed from these nonstationary samples and the next-period distribution \mathbb{P}_{T+1} relates to the Wasserstein distance between a counterpart weighted empirical distribution formed from stationary samples and \mathbb{P}_{T+1} . Finally, Theorem 1 combines Proposition 1 with Lemma 2 to deliver our main concentration bound for nonstationary data.

Lemma 1. *For a distribution $\mathbb{P} \in \mathfrak{P}(\Xi)$ with bounded moments, let $q \in (0, 1/2)$ achieve (3). Then, there exists a constant $c_0 > 0$ (depending only on m , \mathbb{P} 's moment bounds, p , and q) such that*

$$\mathbb{E}_{\mathbb{P}^N} \left[W_p^p \left(\sum_{i=1}^N w_i \mathbb{1}_{\xi_i}, \mathbb{P} \right) \right] \leq c_0 N_{\text{eff}}(w)^{-q} \quad \text{for all } N \in \mathbb{N}, w \in \mathcal{W}_N.$$

Proof. Our proof proceeds in three steps. Step 1 decomposes the Wasserstein distance from the statement of the lemma into a sum of Wasserstein distances from unweighted empirical distributions. Step 2 applies the bound (3) for expected Wasserstein distances to these unweighted empirical distributions. Finally, in Step 3 we split the resulting sum of bounds into two parts, and show that each part is dominated by the expectation bound from the statement of the lemma.

Step 1. We reindex the weights so that $w_1 \geq \dots \geq w_N$. This entails no loss of generality since reindexing does not change $N_{\text{eff}}(w)$. The weighted empirical distribution satisfies

$$\begin{aligned} \sum_{i=1}^N w_i \mathbb{1}_{\xi_i} &= w_N \sum_{i=1}^N \mathbb{1}_{\xi_i} + (w_{N-1} - w_N) \sum_{i=1}^{N-1} \mathbb{1}_{\xi_i} + \dots + (w_1 - w_2) \mathbb{1}_{\xi_1} \\ &= N w_N \frac{1}{N} \sum_{i=1}^N \mathbb{1}_{\xi_i} + (N-1)(w_{N-1} - w_N) \frac{1}{N-1} \sum_{i=1}^{N-1} \mathbb{1}_{\xi_i} + \dots + (w_1 - w_2) \mathbb{1}_{\xi_1}, \end{aligned}$$

where the last expression constitutes a convex combination of the distributions $\frac{1}{N} \sum_{i=1}^N \mathbb{1}_{\xi_i}$, $\frac{1}{N-1} \sum_{i=1}^{N-1} \mathbb{1}_{\xi_i}$, \dots , $\mathbb{1}_{\xi_1}$ with coefficients $N w_N$, $(N-1)(w_{N-1} - w_N)$, \dots , $(w_1 - w_2)$. Thus, by

the convexity of $\mu \mapsto W_p^p(\mu, \mathbb{P})$ in its first argument (see, e.g., [28, Theorem 4.8]), we obtain

$$\begin{aligned} W_p^p\left(\sum_{i=1}^N w_i \mathbb{1}_{\xi_i}, \mathbb{P}\right) &\leq N w_N W_p^p\left(\frac{1}{N} \sum_{i=1}^N \mathbb{1}_{\xi_i}, \mathbb{P}\right) + (N-1)(w_{N-1} - w_N) W_p^p\left(\frac{1}{N-1} \sum_{i=1}^{N-1} \mathbb{1}_{\xi_i}, \mathbb{P}\right) \\ &\quad + \cdots + (w_1 - w_2) W_p^p\left(\mathbb{1}_{\xi_1}, \mathbb{P}\right). \end{aligned}$$

Step 2. We use the expectation bound (3) of [12, Theorem 1] for each Wasserstein distance in the previous expression. Thus there is a constant $c > 0$ and $q \in (0, 1/2)$ (depending only on m , \mathbb{P} 's moment bounds, and p) such that

$$\begin{aligned} &\mathbb{E}_{\mathbb{P}^N} \left[W_p^p\left(\sum_{i=1}^N w_i \mathbb{1}_{\xi_i}, \mathbb{P}\right) \right] \\ &\leq N w_N c N^{-q} + (N-1)(w_{N-1} - w_N) c (N-1)^{-q} + \cdots + (w_1 - w_2) c \\ &= N^{1-q} w_N c + (N-1)^{1-q} (w_{N-1} - w_N) c + \cdots + (w_1 - w_2) c \\ &= \left(N^{1-q} - (N-1)^{1-q} \right) w_N c + \left((N-1)^{1-q} - (N-2)^{1-q} \right) w_{N-1} c + \cdots + w_1 c. \end{aligned}$$

Thus, we obtain that

$$\mathbb{E}_{\mathbb{P}^N} \left[W_p^p\left(\sum_{i=1}^N w_i \mathbb{1}_{\xi_i}, \mathbb{P}\right) \right] \leq c \sum_{i=1}^N \left(i^{1-q} - (i-1)^{1-q} \right) w_i \leq c \sum_{i=1}^N i^{-q} w_i, \quad (5)$$

where the final inequality follows since $i^{1-q} - (i-1)^{1-q} \leq i^{-q}$ for all $i \in \mathbb{N}$ when $q > 0$.

Step 3. In (5) we decompose the final sum $\sum_{i=1}^N i^{-q} w_i$ into $H + R$ with

$$H = \sum_{i=1}^{\lfloor N_{\text{eff}}(w) \rfloor} i^{-q} w_i \quad \text{and} \quad R = \sum_{i=\lfloor N_{\text{eff}}(w) \rfloor + 1}^N i^{-q} w_i.$$

First consider the “head” term H . By Cauchy–Schwarz and the definition of $N_{\text{eff}}(w)$,

$$H \leq \left(\sum_{i=1}^{\lfloor N_{\text{eff}}(w) \rfloor} i^{-2q} \right)^{1/2} \left(\sum_{i=1}^{\lfloor N_{\text{eff}}(w) \rfloor} w_i^2 \right)^{1/2} \leq \left(\sum_{i=1}^{\lfloor N_{\text{eff}}(w) \rfloor} i^{-2q} \right)^{1/2} N_{\text{eff}}(w)^{-1/2}.$$

Since $x \mapsto x^{-2q}$ is decreasing, we have

$$\sum_{i=1}^{\lfloor N_{\text{eff}}(w) \rfloor} i^{-2q} \leq 1 + \int_1^{\lfloor N_{\text{eff}}(w) \rfloor} x^{-2q} dx \leq \frac{\lfloor N_{\text{eff}}(w) \rfloor^{1-2q}}{1-2q},$$

and thus

$$H \leq \frac{1}{\sqrt{1-2q}} \lfloor N_{\text{eff}}(w) \rfloor^{1/2-q} N_{\text{eff}}(w)^{-1/2} \leq \frac{1}{\sqrt{1-2q}} N_{\text{eff}}(w)^{-q},$$

where the final inequality uses that $\lfloor N_{\text{eff}}(w) \rfloor \leq N_{\text{eff}}(w)$ and $1/2 - q > 0$.

Next we consider the “remainder” term R . Since $i \mapsto i^{-q}$ is decreasing and the weights w_i

sum to 1, we have

$$R \leq \sum_{i=\lfloor N_{\text{eff}}(w) \rfloor + 1}^N \left(\lfloor N_{\text{eff}}(w) \rfloor + 1 \right)^{-q} w_i \leq \left(\lfloor N_{\text{eff}}(w) \rfloor + 1 \right)^{-q} \leq N_{\text{eff}}(w)^{-q},$$

where the final inequality holds since $\lfloor N_{\text{eff}}(w) \rfloor + 1 \geq N_{\text{eff}}(w)$. Combining (5) with the bounds for H and R completes the proof with $c_0 = c(1 + 1/\sqrt{1-2q})$. \square

Lemma 1 generalizes [12, Theorem 1] to the setting of weighted empirical distributions. The convergence rates of both results coincide; the only difference is that their bound uses the actual sample size N , whereas ours uses the effective sample size $N_{\text{eff}}(w)$.

Under the additional assumption that Ξ is bounded, we can use the expectation bound of Lemma 1 to give a concentration bound. Note that the boundedness of Ξ implies that every distribution $\mathbb{P} \in \mathfrak{P}(\Xi)$ has bounded moments.

Proposition 1 (Concentration with effective sample size). *Assume $\text{diam}(\Xi) < \infty$. For a distribution $\mathbb{P} \in \mathfrak{P}(\Xi)$, let $q \in (0, 1/2)$ be the exponent from Lemma 1. Then for independent and identically distributed random samples $\xi_1, \dots, \xi_N \sim \mathbb{P}$, there exist constants $c_1, c_2 > 0$ (depending only on m , $\text{diam}(\Xi)$, p , and q) such that*

$$\Pr \left[W_p \left(\sum_{i=1}^N w_i \mathbb{1}_{\xi_i}, \mathbb{P} \right) \geq \varepsilon \right] \leq \exp \left(-c_1 N_{\text{eff}}(w) \cdot \left(\varepsilon^p - c_2 N_{\text{eff}}(w)^{-q} \right)_+^2 \right) \quad \text{for all } N \in \mathbb{N}, w \in \mathcal{W}_N, \varepsilon \in \mathbb{R}_+. \quad (6)$$

In particular, whenever $\varepsilon \geq 2(c_2 N_{\text{eff}}(w)^{-q})^{1/p}$, we have

$$\Pr \left[W_p \left(\sum_{i=1}^N w_i \mathbb{1}_{\xi_i}, \mathbb{P} \right) \geq \varepsilon \right] \leq \exp \left(-\frac{c_1}{4} N_{\text{eff}}(w) \varepsilon^{2p} \right). \quad (6')$$

Proof. We prove the result by applying McDiarmid's inequality to the random variable $W_p^p(\sum_{i=1}^N w_i \mathbb{1}_{\xi_i}, \mathbb{P})$. To this end, it suffices to show that $(\xi_1, \dots, \xi_N) \mapsto W_p^p(\sum_{i=1}^N w_i \mathbb{1}_{\xi_i}, \mathbb{P})$ satisfies the bounded-differences condition, that is, to bound

$$\left| W_p^p \left(\sum_{i=1}^N w_i \mathbb{1}_{\xi_i}, \mathbb{P} \right) - W_p^p \left(\sum_{i=1}^N w_i \mathbb{1}_{\xi'_i}, \mathbb{P} \right) \right|, \quad (7)$$

for all $(\xi_1, \dots, \xi_N), (\xi'_1, \dots, \xi'_N) \in \Xi^N$ with $\xi_i = \xi'_i$ for all $i \neq j$ and some $j \in [N]$.

Set $\mu' := \sum_{i=1}^N w_i \mathbb{1}_{\xi'_i}$, and let γ' be an optimal coupling of μ' and \mathbb{P} , thus achieving cost $W_p^p(\sum_{i=1}^N w_i \mathbb{1}_{\xi'_i}, \mathbb{P})$. Since μ' is discrete, there exist conditional laws $\beta'_i \in \mathfrak{P}(\Xi)$ such that

$$\gamma'(\{\xi'_i\} \times \mathcal{B}) = w_i \beta'_i(\mathcal{B}) \quad \text{for all measurable } \mathcal{B} \subseteq \Xi.$$

Define a coupling γ of $\mu := \sum_{i=1}^N w_i \mathbb{1}_{\xi_i}$ and \mathbb{P} by

$$\gamma(\{\xi_i\} \times \mathcal{B}) := w_i \beta'_i(\mathcal{B}) \quad \text{for all measurable } \mathcal{B} \subseteq \Xi \text{ and all } i \in [N].$$

Since $\xi_i = \xi'_i$ for all $i \neq j$, these slices coincide with those of γ' ; only the j -th slice is relocated

from $\{\xi'_j\} \times \mathcal{B}$ to $\{\xi_j\} \times \mathcal{B}$ while keeping the same conditional β'_j . With this disintegration, the cost of the optimal coupling γ' is

$$W_p^p\left(\sum_{i=1}^N w_i \mathbb{1}_{\xi'_i}, \mathbb{P}\right) = \sum_{i=1}^N w_i \mathbb{E}_{\beta'_i}[\|\xi'_i - \zeta\|^p].$$

For the feasible coupling γ , we analogously obtain

$$W_p^p\left(\sum_{i=1}^N w_i \mathbb{1}_{\xi_i}, \mathbb{P}\right) \leq \sum_{i \neq j} w_i \mathbb{E}_{\beta'_i}[\|\xi'_i - \zeta\|^p] + w_j \mathbb{E}_{\beta'_j}[\|\xi_j - \zeta\|^p].$$

Subtracting the two expressions yields

$$\begin{aligned} W_p^p\left(\sum_{i=1}^N w_i \mathbb{1}_{\xi_i}, \mathbb{P}\right) - W_p^p\left(\sum_{i=1}^N w_i \mathbb{1}_{\xi'_i}, \mathbb{P}\right) &\leq w_j \left(\mathbb{E}_{\beta'_j}[\|\xi_j - \zeta\|^p] - \mathbb{E}_{\beta'_j}[\|\xi'_j - \zeta\|^p] \right) \\ &\leq w_j \text{diam}(\Xi)^p, \end{aligned}$$

since $0 \leq \|\xi - \zeta\|^p \leq \text{diam}(\Xi)^p$ for all $\xi, \zeta \in \Xi$. A symmetric argument shows this bounds (7).

Applying McDiarmid's inequality with the bounded-differences constants $a_i := w_i \text{diam}(\Xi)^p$, so that $\sum_{i=1}^N a_i^2 = \text{diam}(\Xi)^{2p} \sum_{i=1}^N w_i^2$, we obtain

$$\begin{aligned} \Pr\left[W_p^p\left(\sum_{i=1}^N w_i \mathbb{1}_{\xi_i}, \mathbb{P}\right) - \mathbb{E}_{\mathbb{P}^N}\left[W_p^p\left(\sum_{i=1}^N w_i \mathbb{1}_{\xi_i}, \mathbb{P}\right)\right] \geq \varepsilon\right] &\leq \exp\left(-c_1 N_{\text{eff}}(w) \varepsilon^2\right) \\ &\text{for all } N \in \mathbb{N}, w \in \mathcal{W}_N, \varepsilon \in \mathbb{R}_+, \end{aligned}$$

where $c_1 = 2 \text{diam}(\Xi)^{-2p}$. Using the expectation bound of Lemma 1,

$$\begin{aligned} \Pr\left[W_p\left(\sum_{i=1}^N w_i \mathbb{1}_{\xi_i}, \mathbb{P}\right) \geq \varepsilon\right] &= \Pr\left[W_p^p\left(\sum_{i=1}^N w_i \mathbb{1}_{\xi_i}, \mathbb{P}\right) \geq \varepsilon^p\right] \\ &\leq \Pr\left[W_p^p\left(\sum_{i=1}^N w_i \mathbb{1}_{\xi_i}, \mathbb{P}\right) - \mathbb{E}_{\mathbb{P}^N}\left[W_p^p\left(\sum_{i=1}^N w_i \mathbb{1}_{\xi_i}, \mathbb{P}\right)\right] \geq \varepsilon^p - c_2 N_{\text{eff}}(w)^{-q}\right] \\ &\leq \exp\left(-c_1 N_{\text{eff}}(w) \left(\varepsilon^p - c_2 N_{\text{eff}}(w)^{-q}\right)_+^2\right) \quad \text{for all } N \in \mathbb{N}, w \in \mathcal{W}_N, \varepsilon \in \mathbb{R}_+, \end{aligned}$$

which is (6). Finally, if $\varepsilon^p \geq 2c_2 N_{\text{eff}}(w)^{-q}$, then $(\varepsilon^p - c_2 N_{\text{eff}}(w)^{-q})_+ \geq \varepsilon^p/2$, yielding (6'). \square

Proposition 1 shows that the weighted empirical distribution concentrates around its mean at an exponential rate governed by the effective sample size $N_{\text{eff}}(w)$. The simplified bound (6') highlights that once ε exceeds a constant multiple of $N_{\text{eff}}(w)^{-q/p}$, the tail probability decays at least as fast as $\exp(-\frac{c_1}{4} N_{\text{eff}}(w) \varepsilon^{2p})$.

For $p > m/2$, the bound of Proposition 1 matches that of [12, Theorem 2], up to replacing the actual sample size N by the effective sample size $N_{\text{eff}}(w)$. By contrast, for $p < m/2$ their result yields tighter tails of order $\exp(-c_1 N \varepsilon^m)$, whereas our bound has the form $\exp(-c_1 N_{\text{eff}}(w) \varepsilon^{2p})$ for larger values of ε . This discrepancy appears unavoidable when relying on McDiarmid's inequality to move from equal to arbitrary weights.

We now turn to the nonstationary case, where the samples ξ_1, \dots, ξ_T are drawn from differing distributions $\mathbb{P}_1, \dots, \mathbb{P}_T$. As discussed in Section 2, we assume that changes between consecutive

distributions are bounded in Wasserstein distance. We will make use of the following definition of *normalized weighted cumulative drift*,

$$D_p(w) := \left(\sum_{t=1}^T w_t (T - t + 1)^p \right)^{1/p},$$

which is the weighted L_p norm of the look-back index $T - t + 1$. It has a minimal value of 1 if all of the weight is placed on the most recent observation and a maximal value of T if all of the weight is placed on the oldest observation.

Lemma 2. *Let $\mathbb{P}_1, \dots, \mathbb{P}_T, \mathbb{P}_{T+1} \in \mathfrak{P}(\Xi)$ satisfy $W_\infty(\mathbb{P}_t, \mathbb{P}_{t+1}) \leq \rho$ for all $t \in [T]$. Then for any weights $w \in \mathcal{W}_T$ and independent random samples $\xi_t \sim \mathbb{P}_t$, $\zeta_t \sim \mathbb{P}_{T+1}$, $t \in [T]$, there exists a coupling of the product distributions $\prod_{t=1}^T \mathbb{P}_t$ and $\prod_{t=1}^T \mathbb{P}_{T+1}$ under which*

$$W_p\left(\sum_{t=1}^T w_t \mathbb{1}_{\xi_t}, \mathbb{P}_{T+1}\right) \leq W_p\left(\sum_{t=1}^T w_t \mathbb{1}_{\zeta_t}, \mathbb{P}_{T+1}\right) + D_p(w)\rho \quad \text{a.s.}$$

Proof. By the triangle inequality for Wasserstein distances (see, e.g., [28, page 94]), we have

$$\begin{aligned} W_p\left(\sum_{t=1}^T w_t \mathbb{1}_{\xi_t}, \mathbb{P}_{T+1}\right) &\leq W_p\left(\sum_{t=1}^T w_t \mathbb{1}_{\zeta_t}, \mathbb{P}_{T+1}\right) + W_p\left(\sum_{t=1}^T w_t \mathbb{1}_{\xi_t}, \sum_{t=1}^T w_t \mathbb{1}_{\zeta_t}\right) \\ &\leq W_p\left(\sum_{t=1}^T w_t \mathbb{1}_{\zeta_t}, \mathbb{P}_{T+1}\right) + \left(\sum_{t=1}^T w_t \|\xi_t - \zeta_t\|^p\right)^{1/p}. \end{aligned} \quad (8)$$

The triangle inequality also implies

$$W_\infty(\mathbb{P}_t, \mathbb{P}_{T+1}) \leq W_\infty(\mathbb{P}_t, \mathbb{P}_{t+1}) + \dots + W_\infty(\mathbb{P}_T, \mathbb{P}_{T+1}) \leq (T - t + 1)\rho \quad \text{for all } t \in [T].$$

Since the infimum in the definition of W_∞ is attained (see [14, Proposition 1]), this implies for each $t \in [T]$ that there exists a coupling $\gamma_t \in \Gamma(\mathbb{P}_t, \mathbb{P}_{T+1})$ with $\|\xi_t - \zeta_t\| \leq (T - t + 1)\rho$, γ_t -a.s. The product of these couplings yields a joint coupling $\Upsilon \in \Gamma(\prod_{t=1}^T \mathbb{P}_t, \prod_{t=1}^T \mathbb{P}_{T+1})$ under which

$$\sum_{t=1}^T w_t \|\xi_t - \zeta_t\|^p \leq \sum_{t=1}^T w_t (T - t + 1)^p \rho^p = D_p^p(w) \rho^p \quad \Upsilon\text{-a.s.}$$

Combining this with (8) proves the result. \square

Lemma 2 couples the heterogeneous samples ξ_1, \dots, ξ_T to an independent and identically distributed proxy ζ_1, \dots, ζ_T and shows that distances to the weighted empirical distribution differ from those to the proxy by at most the addition of the weighted cumulative drift $D_p(w)\rho$. The additive term $D_p(w)\rho$ is essentially sharp: one can readily construct simple sequences of distributions for which the inequality in Lemma 2 is tight.

We now combine the stationary concentration bound from Proposition 1 with the drift bound of Lemma 2 to study the behavior of weighted empirical distributions that are generated by nonstationary distributions.

Theorem 1 (Concentration for distributions with drift). *Assume $\text{diam}(\Xi) < \infty$. Let the distributions $\mathbb{P}_1, \dots, \mathbb{P}_T, \mathbb{P}_{T+1} \in \mathfrak{P}(\Xi)$ satisfy $W_\infty(\mathbb{P}_t, \mathbb{P}_{t+1}) \leq \rho$ for all $t \in [T]$, and let q be the exponent from Lemma 1 for \mathbb{P}_{T+1} . Then for independent random samples $\xi_t \sim \mathbb{P}_t$, $t \in [T]$, there*

exist constants $c_1, c_2 > 0$ (depending only on m , $\text{diam}(\Xi)$, p , and q) such that

$$\Pr\left[W_p\left(\sum_{t=1}^T w_t \mathbb{1}_{\xi_t}, \mathbb{P}_{T+1}\right) \geq \varepsilon\right] \leq \exp\left(-c_1 N_{\text{eff}}(w) \cdot \left((\varepsilon - D_p(w)\rho)_+^p - c_2 N_{\text{eff}}(w)^{-q}\right)_+^2\right) \\ \text{for all } T \in \mathbb{N}, w \in \mathcal{W}_T, \varepsilon \in \mathbb{R}_+. \quad (9)$$

In particular, whenever $\varepsilon \geq D_p(w)\rho + 2(c_2 N_{\text{eff}}(w)^{-q})^{1/p}$, we have

$$\Pr\left[W_p\left(\sum_{t=1}^T w_t \mathbb{1}_{\xi_t}, \mathbb{P}_{T+1}\right) \geq \varepsilon\right] \leq \exp\left(-\frac{c_1}{4} N_{\text{eff}}(w) \cdot (\varepsilon - D_p(w)\rho)_+^{2p}\right). \quad (9')$$

Proof. For independent random samples $\xi_t \sim \mathbb{P}_t$, $\zeta_t \sim \mathbb{P}_{T+1}$, $t \in [T]$, Lemma 2 provides a coupling Υ of the two T -product distributions under which

$$W_p\left(\sum_{t=1}^T w_t \mathbb{1}_{\xi_t}, \mathbb{P}_{T+1}\right) \leq W_p\left(\sum_{t=1}^T w_t \mathbb{1}_{\zeta_t}, \mathbb{P}_{T+1}\right) + D_p(w)\rho \quad \text{a.s.}$$

Hence,

$$\begin{aligned} \Pr\left[W_p\left(\sum_{t=1}^T w_t \mathbb{1}_{\xi_t}, \mathbb{P}_{T+1}\right) \geq \varepsilon\right] &= \Upsilon\left[W_p\left(\sum_{t=1}^T w_t \mathbb{1}_{\xi_t}, \mathbb{P}_{T+1}\right) \geq \varepsilon\right] \\ &\leq \Upsilon\left[W_p\left(\sum_{t=1}^T w_t \mathbb{1}_{\zeta_t}, \mathbb{P}_{T+1}\right) \geq (\varepsilon - D_p(w)\rho)_+\right] \\ &= \Pr\left[W_p\left(\sum_{t=1}^T w_t \mathbb{1}_{\zeta_t}, \mathbb{P}_{T+1}\right) \geq (\varepsilon - D_p(w)\rho)_+\right] \quad \text{for all } T \in \mathbb{N}, w \in \mathcal{W}_T, \varepsilon \in \mathbb{R}_+. \end{aligned}$$

Applying Proposition 1 to the right-hand side yields (9). For the tail (9'), note that if $\varepsilon \geq D_p(w)\rho + 2(c_2 N_{\text{eff}}(w)^{-q})^{1/p}$, then $((\varepsilon - D_p(w)\rho)^p - c_2 N_{\text{eff}}(w)^{-q})_+ \geq \frac{1}{2}(\varepsilon - D_p(w)\rho)_+^p$. \square

Theorem 1 shows that, after accounting for $D_p(w)\rho$ and $N_{\text{eff}}(w)^{-q/p}$, the weighted empirical distribution concentrates about \mathbb{P}_{T+1} . When $\rho = 0$ and thus $D_p(w)\rho = 0$, the bound reduces to that of Proposition 1. The comparison with [12, Theorem 2] carries over mutatis mutandis from Proposition 1: when $p > m/2$ our tails match theirs (up to replacing N by $N_{\text{eff}}(w)$), whereas for $p < m/2$ their sharper exponent m persists, while our bound has the exponent $2p$ and is effective only above $N_{\text{eff}}(w)^{-q/p}$.

4 Optimal Observation Weightings

Theorem 1 shows that, for a given ambiguity radius ε , different choices of observation weights w lead to different probabilistic guarantees that the next-period distribution \mathbb{P}_{T+1} lies within Wasserstein distance ε of the weighted empirical distribution $\sum_{t=1}^T w_t \mathbb{1}_{\xi_t}$. It is therefore natural to seek a weighting that achieves the strongest probabilistic guarantee at this ambiguity radius, thereby providing the least conservative ambiguity set.

For simplicity we focus on the tail regime of Theorem 1 where (9') applies. This corresponds to values of ε that are not too small, and the bound simplifies to

$$\Pr\left[W_p\left(\sum_{t=1}^T w_t \mathbb{1}_{\xi_t}, \mathbb{P}_{T+1}\right) \geq \varepsilon\right] \leq \exp\left(-\frac{c_1}{4} N_{\text{eff}}(w) \cdot (\varepsilon - D_p(w)\rho)_+^{2p}\right).$$

In this regime, minimizing the conservatism of the ambiguity set is equivalent to maximizing the magnitude of the exponent on the right-hand side. Accordingly, we formulate the problem of selecting the optimal weighting w as

$$\underset{w \in \mathcal{W}_T}{\text{maximize}} \quad N_{\text{eff}}(w) \cdot \left(\varepsilon - D_p(w)\rho \right)_+^{2p}. \quad (10)$$

This objective presents a fundamental *variance–drift* trade-off between two opposing forces when choosing the weights w : on the one hand, *reducing sampling variance* by increasing the effective sample size $N_{\text{eff}}(w)$; and on the other, *reducing distributional drift* by decreasing the weighted cumulative drift $D_p(w)\rho$. Putting more weight on recent samples reduces our exposure to drift but limits the number of effectively independent random samples, and vice versa. Note that dividing the objective in (10) by ρ^{2p} implies that the optimal solutions depend solely on the ratio ε/ρ rather than on the individual values of ε and ρ .

Problem (10) is high-dimensional and nonconvex, and thus appears to be computationally challenging. Fortunately, it admits a significant simplification: it always possesses an optimal solution that lies within a simple two-parameter family of weights which are monotone truncated polynomials in the look-back index.

Theorem 2 (Structure of optimal weights). *Problem (10) admits an optimal solution*

$$w_t = \left(a_1 - a_2(T - t + 1)^p \right)_+, \quad t \in [T],$$

for some constants $a_1, a_2 \geq 0$.

Proof. The positive-part operation in (10) must be inactive at optimality; otherwise any feasible w would be optimal. We may thus assume $\varepsilon > D_p(w)\rho$ and equivalently maximize

$$N_{\text{eff}}(w) \left(\varepsilon - D_p(w)\rho \right)^{2p}$$

over $w \in \mathcal{W}_T = \{w \in \mathbb{R}^T : \sum_{t=1}^T w_t = 1, w_t \geq 0, t \in [T]\}$. Since the objective is continuous and the feasible region is compact, optimal solutions exist. Moreover, the Linear Independence Constraint Qualification holds at every feasible point: if $\mathcal{A} = \{t \in [T] : w_t = 0\}$ is the active set, then $\mathcal{A} \subsetneq [T]$ since at least one weight must be strictly positive, and thus the gradients of the active inequalities together with the equality-constraint gradient are linearly independent. Consequently, the Karush–Kuhn–Tucker (KKT) conditions are necessary for local (and hence global) optimality. We claim that any KKT point must exhibit the structure stated in the theorem.

Introducing a multiplier λ for the equality constraint and multipliers $\mu_t \geq 0$ for the inequalities in \mathcal{W}_T , the Lagrangian reads

$$L(w, \lambda, \mu) = N_{\text{eff}}(w) \left(\varepsilon - D_p(w)\rho \right)^{2p} + \lambda \left(\sum_{t=1}^T w_t - 1 \right) + \sum_{t=1}^T \mu_t w_t.$$

By the definitions of $N_{\text{eff}}(w)$ and $D_p(w)$, we have

$$\frac{\partial N_{\text{eff}}(w)}{\partial w_s} = -2w_s N_{\text{eff}}(w)^2 \quad \text{and} \quad \frac{\partial D_p(w)}{\partial w_s} = \frac{(T - s + 1)^p}{p} D_p(w)^{1-p}.$$

For strictly positive weights $w_s > 0$, complementary slackness implies $\mu_s = 0$, and hence the stationarity condition $\frac{\partial}{\partial w_s} L(w, \lambda, \mu) = 0$ reduces to

$$-2w_s N_{\text{eff}}(w)^2 (\varepsilon - D_p(w)\rho)^{2p} - 2\rho N_{\text{eff}}(w) (\varepsilon - D_p(w)\rho)^{2p-1} (T - s + 1)^p D_p(w)^{1-p} + \lambda = 0.$$

Dividing through by $2N_{\text{eff}}(w)^2 (\varepsilon - D_p(w)\rho)^{2p-1}$ yields $w_s = a_1 - a_2(T - s + 1)^p$, where

$$a_1 = \frac{\lambda}{2N_{\text{eff}}(w)^2 (\varepsilon - D_p(w)\rho)^{2p}} \quad \text{and} \quad a_2 = \frac{\rho D_p(w)^{1-p}}{N_{\text{eff}}(w) (\varepsilon - D_p(w)\rho)}.$$
 (11)

For indices where w_s would be negative, the complementary slackness condition enforces $w_s = 0$. The constants $a_1, a_2 \geq 0$ are determined by the constraint $\sum_{t=1}^T w_t = 1$ and the threshold beyond which the weights vanish. Hence, every locally optimal weighting takes the claimed form. \square

Theorem 2 shows that the optimal weights decay polynomially when looking backwards in time, and that they are truncated to zero beyond a finite horizon. For small p the term $-a_2(T - t + 1)^p$ appearing in the expression for w_t increases slowly with t , producing a gradual decay of the weights. For large p , this term grows rapidly, causing a sharp drop in w_t , and to satisfy the constraint $\sum_{t=1}^T w_t = 1$, the value of a_1 is adjusted so that the weights are roughly constant over a contiguous block of recent observations before collapsing to zero beyond a finite horizon. Figure 2 shows how these optimal weightings behave in a specific example. The fact that weight concentrates on the most recent observations as p increases can be explained by the geometry of the Wasserstein distances: the exponent p affects how severely large transportation distances are penalized. In determining the best variance–drift trade-off, larger values of p increase the sensitivity of the W_p distance to the oldest (most drifted) samples. Optimal solutions therefore concentrate weight on a recent subset of samples to avoid heavy penalties.

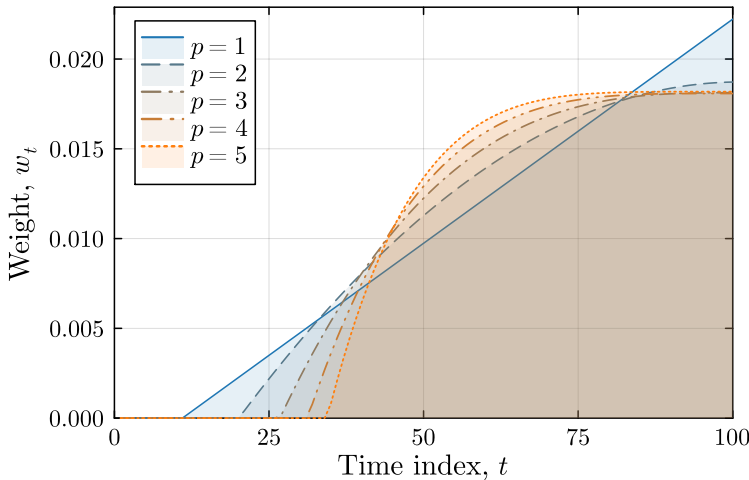


Figure 2: **Optimal Weightings for Different Orders p .** Here $\varepsilon/\rho = 90p$ and $T = 100$.

Theorem 2 also yields an efficient numerical solution method for (10). Without loss of generality, we may restrict ourselves to weightings of the form in Theorem 2 that are supported

on the $s \in [T]$ most recent observations. For each fixed s , the constraint $\sum_{t=1}^T w_t = 1$ fixes $a_1 = (1 + a_2 \sum_{t=1}^s t^p)/s$, so the feasible set on that support collapses to a one-dimensional curve parameterized by a_2 . Enforcing truncation exactly at s (i.e., $w_{T-s+1} > 0$ and $w_{T-s} = 0$) yields a single admissible interval $a_2 \in [1/(s(s+1)^p - \sum_{t=1}^s t^p), 1/(s^{p+1} - \sum_{t=1}^s t^p)]$. Thus, the global search for optimal weights reduces to a finite union of one-dimensional line searches.

The special case of $p = 1$ allows for a closed-form solution.

Proposition 2. *Assume $\varepsilon/\rho > 1$ and let $p = 1$. Then problem (10) has an optimal solution supported on the $s = \lfloor \varepsilon/\rho \rfloor$ most recent observations given by*

$$w_t = \begin{cases} \frac{2((\varepsilon/\rho) + t - T - 1)}{s(2\varepsilon/\rho - s - 1)} & \text{if } t \geq T - s + 1, \\ 0 & \text{if } t \leq T - s. \end{cases} \quad (12)$$

Proof. Theorem 2 implies any optimal solution to (10) with $p = 1$ has a truncated affine form, so that the weights are supported on a contiguous block of the most recent observations. Thus there exists an integer $s \in [T]$ such that

$$w_t = a_1 - a_2(T - t + 1) \quad \text{for } t \in \{T - s + 1, \dots, T\}, \quad w_t = 0 \text{ otherwise.}$$

Here the value of w_t at $t = T - s$ would be negative if it were not truncated. Hence $a_1 - a_2s \geq 0$ and $a_1 - a_2(s+1) < 0$, i.e., $s = \lfloor a_1/a_2 \rfloor$. Under this choice of s ,

$$D_1(w) = \sum_{t=1}^T w_t(T - t + 1) = \sum_{t=T-s+1}^T w_t \frac{a_1 - w_t}{a_2} = \frac{a_1}{a_2} - \frac{1}{a_2} \sum_{t=1}^T w_t^2, \quad (13)$$

where the second equality replaces $(T - t + 1)$ with $(a_1 - w_t)/a_2$ and the third uses $\sum_{t=1}^T w_t = 1$.

From (11) in the proof of Theorem 2 we know that

$$a_2 = \frac{\rho}{N_{\text{eff}}(w)(\varepsilon - D_1(w)\rho)}.$$

Plugging in $N_{\text{eff}}(w) = (\sum_{t=1}^T w_t^2)^{-1}$ and the expression (13) for $D_1(w)$, cross-multiplying yields

$$a_2 \left(\varepsilon - \frac{a_1 \rho}{a_2} \right) + \rho \sum_{t=1}^T w_t^2 = \rho \sum_{t=1}^T w_t^2.$$

We thus deduce that $a_1/a_2 = \varepsilon/\rho$, giving $s = \lfloor a_1/a_2 \rfloor = \lfloor \varepsilon/\rho \rfloor$.

Since the weights on the last s periods all satisfy $w_t = a_1 - a_2(T - t + 1)$ and $\sum_{t=1}^T w_t = 1$, we have $sa_1 - \frac{1}{2}a_2s(s+1) = 1$. Then, substituting $a_1 = (\varepsilon/\rho)a_2$ into this equation, we deduce that $a_2s((\varepsilon/\rho) - (s+1)/2) = 1$, and hence

$$a_2 = \frac{2\rho}{s(2\varepsilon - \rho(s+1))}.$$

Substituting this expression and $a_1 = (\varepsilon/\rho)a_2$ into $w_t = a_1 - a_2(T - t + 1)$ proves the claim. \square

For $p = 1$ Proposition 2 shows the optimal weights increase linearly with recency. When ε/ρ is

an integer, then this observation has zero weight. So the last $\lceil \varepsilon/\rho \rceil - 1$ periods have positive weight.

We now consider two classical schemes for assigning observation weights. The first is *windowing*, in which equal weights are assigned to the most recent s observations and older data are discarded. A window of size $s \in [T]$ therefore sets

$$w_T = \cdots = w_{T-s+1} = \frac{1}{s}, \quad w_{T-s} = \cdots = w_1 = 0.$$

The second is (*simple exponential*) *smoothing*, in which weights decay geometrically backward in time at a fixed rate. Parametrized by a decay rate $\alpha \in [0, 1]$, this sets

$$w_T = \alpha, \quad w_{T-1} = \alpha(1 - \alpha), \quad w_{T-2} = \alpha(1 - \alpha)^2, \quad \dots,$$

where we truncate to the available history length and scale the sum to 1.²

Windowing and smoothing are simple and widely used in dealing with stochasticity, but they can also be treated in our distributionally ambiguous theoretical framework. The following result summarizes the optimal parameter choices for $p = 1$ and shows their relationship with ε/ρ . Here, for any $x \in \mathbb{R}$ and interval $[a, b] \subseteq \mathbb{R}$, we write $x_{[a,b]}$ to denote the projection of x onto $[a, b]$.

Proposition 3. *Let $p = 1$. Then:*

(i) *The optimal window size for problem (10) is either*

$$s = \left\lfloor \frac{1}{3} \left(2\varepsilon/\rho - 1 \right) \right\rfloor_{[1,T]} \quad \text{or} \quad s = \left\lceil \frac{1}{3} \left(2\varepsilon/\rho - 1 \right) \right\rceil_{[1,T]}.$$

(ii) *As $T \rightarrow \infty$, the optimal smoothing decay rate for problem (10) is*

$$\alpha = \left(\frac{3}{\varepsilon/\rho + 1} \right)_{[(\rho/\varepsilon)_{[0,1]}, 1]}.$$

Proof. (i): For windowing with $s \in [T]$, problem (10) becomes

$$\underset{s \in [T]}{\text{maximize}} \quad f(s) := s \left(\varepsilon - \frac{1}{s} \sum_{t=1}^s t\rho \right)_+^2 = s \left(\varepsilon - \frac{1}{2}(s+1)\rho \right)_+^2.$$

Here the function $f(s) = 0$ for $s \geq 2\varepsilon/\rho - 1$, and thus we equivalently

$$\underset{s \in [T]}{\text{maximize}} \quad g(s) := s \left(\varepsilon - \frac{1}{2}(s+1)\rho \right)^2 \quad \text{subject to} \quad s \leq 2\varepsilon/\rho - 1. \quad (14)$$

The function g is initially increasing and has at most one turning point on $(-\infty, 2\varepsilon/\rho - 1]$. Differentiating, it has the unconstrained first-order optimality condition

$$\frac{dg(s)}{ds} = \left(\varepsilon - \frac{1}{2}(s+1)\rho \right)^2 - s\rho \left(\varepsilon - \frac{1}{2}(s+1)\rho \right) = 0,$$

which has solutions $\frac{1}{3}(2\varepsilon/\rho - 1)$ and $2\varepsilon/\rho - 1$. The former maximizes g on $(-\infty, 2\varepsilon/\rho - 1]$. Since the function g is univariate, we conclude that one of the adjacent integers within $[T]$ solves (14).

²For $\alpha = 0$, we take the limiting form as $\alpha \rightarrow 0$, corresponding to the equal weighting $w_T = \cdots = w_1 = 1/T$.

(ii): For smoothing with $\alpha \in (0, 1]$, as $T \rightarrow \infty$ the objective function in (10) becomes

$$\left(\sum_{t=1}^{\infty} (\alpha(1-\alpha)^{t-1})^2\right)^{-1} \left(\varepsilon - \sum_{t=1}^{\infty} \alpha(1-\alpha)^{t-1} t \rho\right)_+^2 = \left(\frac{2}{\alpha} - 1\right) \left(\varepsilon - \frac{1}{\alpha} \rho\right)_+^2.$$

(Here we have used a reversal of indexing.) Maximizing in α , the proof is similar to that of (i). \square

Proposition 3(i) offers a natural interpretation. Ignoring the integer projection, the optimal window size grows approximately linearly with ε/ρ : doubling the radius ε of the Wasserstein ball roughly doubles the optimal look-back horizon. Intuitively, larger ambiguity radii tolerate greater distributional drift, making it beneficial to use older (less relevant) observations.

The optimal weightings of Theorem 2 yield the smallest (least conservative) radius ε that ensures coverage of the next-period distribution \mathbb{P}_{T+1} at a prescribed confidence level $1-\beta \in (0, 1]$. In the stationary case ($\rho = 0$), this radius tends to zero as T increases. In contrast, when $\rho > 0$, the ambiguity radius ε cannot vanish—its size must reflect the drift. Our next result quantifies how the minimal confidence radius scales with ρ (and β); for clarity we focus on the case $p = 1$.

Proposition 4 (Scaling of the confidence radius). *Under the assumptions of Theorem 1, let $p = 1$. For any $\beta \in (0, 1)$, there exist constants $c_1, c_2, c_3, c_4 > 0$ (independent of T , ρ , and β), such that, if the history length $T \geq (\frac{12}{c_2} \rho^{-2} \log(1/\beta))^{1/3}$ and the weights $w \in \mathcal{W}_T$ are optimally chosen, then the minimal ambiguity radius $\varepsilon(\beta, \rho)$ for which*

$$\Pr \left[W_1 \left(\sum_{t=1}^T w_t \mathbb{1}_{\xi_t}, \mathbb{P}_{T+1} \right) \geq \varepsilon(\beta, \rho) \right] \leq \beta,$$

is given by

$$\varepsilon(\beta, \rho) = \begin{cases} c_1 \left(\rho \cdot \log(1/\beta) \right)^{1/3} + c_2 \left(\rho^{2q} \cdot \log(1/\beta)^{-q} \right)^{1/3} & \text{if } \rho < \rho^*(\beta), \\ \rho + c_3 \cdot \log(1/\beta)^{1/2} + c_4 & \text{if } \rho \geq \rho^*(\beta), \end{cases}$$

for a threshold $\rho^*(\beta) = (\frac{12}{c_2} \log(1/\beta))^{1/2}$.

Proof. With $p = 1$, Theorem 1 yields

$$\Pr \left[W_1 \left(\sum_{t=1}^T w_t \mathbb{1}_{\xi_t}, \mathbb{P}_{T+1} \right) \geq \varepsilon \right] \leq \exp \left(-c_2 N_{\text{eff}}(w) \left((\varepsilon - D_1(w)\rho)_+ - c_1 N_{\text{eff}}(w)^{-q} \right)_+^2 \right). \quad (15)$$

Our goal is to find the smallest value of ε for which the right-hand side of (15) is at most β . We assume $T \geq (\frac{12}{c_2} \rho^{-2} \log(1/\beta))^{1/3}$ and use triangular weights $w(s) \in \mathcal{W}_T$ supported on the most recent $s \in [T]$ observations, as given in Proposition 2. A direct calculation shows

$$D_1(w(s)) = \frac{s+2}{3} \quad \text{and} \quad N_{\text{eff}}(w(s)) = \frac{3s(s+1)}{2(2s+1)} \geq \frac{3s}{4}.$$

The bound (15) is at most β once

$$(\varepsilon - D_1(w(s))\rho)_+ - c_1 N_{\text{eff}}(w(s))^{-q} \geq \left(\frac{\log(1/\beta)}{c_2 N_{\text{eff}}(w(s))} \right)^{1/2}, \quad (16)$$

since in that case the exponent on the right-hand side of (15) does not exceed $-\log(1/\beta)$. Note that $D_1(w(s))$ and $N_{\text{eff}}(w(s))$ both increase with s . To find the smallest ε for which (16) holds, we choose s to balance these terms, analyzing the cases $\rho < \rho^*(\beta)$ and $\rho \geq \rho^*(\beta)$ separately.

Case 1: $\rho < \rho^(\beta)$.* Set

$$s^* = \left(\frac{12}{c_2} \rho^{-2} \log(1/\beta) \right)^{1/3} \quad \text{and} \quad s = \lceil s^* \rceil.$$

Our earlier assumption on T ensures $s \in [T]$. Since $D_1(w(s)) \leq (s^* + 3)/3$, we have

$$D_1(w(s))\rho \leq \frac{s^*}{3}\rho + \rho \leq \frac{4}{3} \left(\frac{12}{c_2} \rho \log(1/\beta) \right)^{1/3},$$

where the second inequality uses that $\rho < \rho^*(\beta)$. Moreover,

$$\left(\frac{\log(1/\beta)}{c_2 N_{\text{eff}}(w(s))} \right)^{1/2} \leq \left(\frac{4 \log(1/\beta)}{3 c_2 s^*} \right)^{1/2} = \frac{2}{\sqrt{3}} \left(\frac{\log(1/\beta) \rho}{\sqrt{12} c_2} \right)^{1/3}.$$

Define

$$c_3 := \frac{4}{3} \left(\frac{12}{c_2} \right)^{1/3} + \frac{2}{\sqrt{3}} \left(\frac{1}{\sqrt{12} c_2} \right)^{1/3} \quad \text{and} \quad c_4 := c_1 \left(\frac{4}{3} \right)^q \left(\frac{12}{c_2} \right)^{-q/3},$$

and set

$$\varepsilon(\beta, \rho) = c_3 \left(\rho \log(1/\beta) \right)^{1/3} + c_4 \left(\rho^{2q} \log(1/\beta)^{-q} \right)^{1/3}.$$

Then

$$\varepsilon(\beta, \rho) - D_1(w(s))\rho \geq \left(\frac{\log(1/\beta)}{c_2 N_{\text{eff}}(w(s))} \right)^{1/2} \quad \text{and} \quad c_4 \left(\rho^{2q} \log(1/\beta)^{-q} \right)^{1/3} \geq c_1 N_{\text{eff}}(w(s))^{-q},$$

using $N_{\text{eff}}(w(s)) \geq 3s^*/4$. We conclude that this choice of s and $\varepsilon(\beta, \rho)$ satisfies (16), and therefore that the right-hand side of (15) is bounded above by β .

Case 2: $\rho \geq \rho^(\beta)$.* We set $s = 1$ so that $D_1(w) = 1$ and $N_{\text{eff}}(w(s)) = 1$, and with

$$\varepsilon(\beta, \rho) = \rho + \left(\frac{\log(1/\beta)}{c_2} \right)^{1/2} + c_1,$$

the inequality (16) holds as an equality, and hence the right-hand side of (15) equals β .

In each case we have established the result after an appropriate relabeling of the constants. \square

Since $q \in (0, 1/2)$, Proposition 4 implies that, for small drift, the minimal confidence radius scales as at most $\rho^{1/3}$. For large drift, the optimal weighting strategy is to place all weight on the most recent observation, the drift dominates, and the minimal confidence radius scales as ρ . For comparison, using the intersection-of-balls approach, a union-bound argument shows that the radius of the t -th ball must satisfy a lower bound of the form $(T - t + 1)\rho + c$ to achieve $1 - \beta$ confidence (see also [24, Proposition 4]). This lower bound scales linearly in both T and ρ , whereas our weighted scheme achieves a radius that is effectively independent of T and that scales as $\rho^{1/3}$ in the small-drift regime, becoming linear in ρ only when the drift is large.

5 Numerical Experiments

In this section we study a decision problem faced by a newsvendor supplying a random demand that evolves over time. We approach the problem using DRO and compare our weight-based approach to the intersection-based approach of [24]. We also compare to SAA and smoothing.

Consider a newsvendor with underage cost $c_u > 0$ and overage cost $c_o > 0$ supplying a random demand ξ supported on $\Xi \subseteq \mathbb{R}$. For an ambiguity set of demand distributions $\mathcal{P} \subseteq \mathfrak{P}(\Xi)$, the DRO order quantity solves

$$\underset{x \in \Xi}{\text{minimize}} \quad \sup_{\mathbb{Q} \in \mathcal{P}} \mathbb{E}_{\mathbb{Q}} \left[c_u (\xi - x)_+ + c_o (x - \xi)_+ \right]. \quad (17)$$

Here \mathcal{P} may be a Wasserstein ball centered around a weighted empirical distribution, or an intersection of multiple Wasserstein balls each centered around their own empirical distributions. Since the newsvendor cost function can be expressed as the pointwise maximum of a finite number of affine functions, in the aforementioned cases the DRO problem can be reformulated as a convex-cone program following [24, Corollary 2]. In what follows we use $p = 2$ for the Wasserstein ball-based ambiguity sets.

In our experiments we set $c_u = 4$ and $c_o = 1$. For the demand process we use a mixture of binomial distributions and at each time t set

$$\xi_t \sim 0.9 \cdot \text{Binomial}(1000, p_t) + 0.1 \cdot \text{Binomial}(1000, q_t),$$

where p_t and $q_t \in [0, 1]$ are time varying. This amounts to an economy with 1000 consumers and two possible configurations, capturing switches from surplus to shortage. Each consumer independently demands 1 unit with probability p_t or q_t , so ξ_t is supported on $\Xi = [0, 1000]$. Here p_t and q_t evolve independently over time from initial values $p_1 = 0.1$ and $q_1 = 0.5$, following random walks with $\text{Triangular}(-\delta, \delta, 0)$ innovations. (We project these values onto $[0, 1]$ to ensure they remain valid probabilities.) The value of $\delta \geq 0$ parametrizes the extent of nonstationarity.

To assess performance, we use a training-and-testing approach, averaging over 1000 simulations. Each simulation uses $T = 100$ total historical demand observations. Newsvendor orders are placed from times $t = 71$ to 100 using prior observations, and costs are based on the demand in the next period. The parameter values that minimize this total training cost are then used in a final ordering decision, which incurs a testing cost. This is computed by using an analytic formula for the expected newsvendor loss under binomial demand, combined with an additional average over 1000 simulated jumps from time $t = 100$ to 101.

Our weight-based approach for the ambiguity set in (17) uses two parameters, ε and ρ , with the observation weights in the central empirical distribution chosen according to the characterization of Theorem 2. For the intersection-based approach, which uses constituent ambiguity balls centered around each observation, we again use the two parameters ε and ρ and set the radius of the t -th ball to $\varepsilon + (T - t + 1)\rho$. (When the realizations of the observations are such that the intersection is empty, we increase the radii until it is nonempty.) SAA and smoothing consider only the equally weighted empirical and the decay rate-parametrized weighted empirical on the observations, respectively.

Table 1 shows the parameter ranges searched over when training each approach. Here for scalars $a \leq b$ and a positive integer n , we use $\text{LinRange}(a, b; n)$ for the set of n equally spaced values between a and b , inclusive. Similarly, for $a \leq b \in (0, \infty)$ and a positive integer n , we use $\text{LogRange}(a, b; n)$ for the set of n values forming a geometric sequence between a and b , inclusive. This logarithmic spacing is the natural choice for tuning the decay rate α and the ratio ρ/ε .

Table 1: **Parameter Ranges.**

Decay rate	$\alpha \in \{0\} \cup \text{LogRange}(10^{-4}, 1; 30)$
Ambiguity radius	$\varepsilon \in \{0\} \cup \bigcup_{i=0}^2 \text{LinRange}(10^i, 10^{i+1}; 10)$
Shift bound	$\rho : \rho/\varepsilon \in \{0\} \cup \text{LogRange}(10^{-4}, 1; 30)^3$

We formulate problem (17) as a convex-cone program in Julia [2] using JuMP.jl [22] and MathOptInterface.jl [20], and solve it with Gurobi [16]. Figure 3 graphs the average test performance of each approach for different extents of nonstationarity.

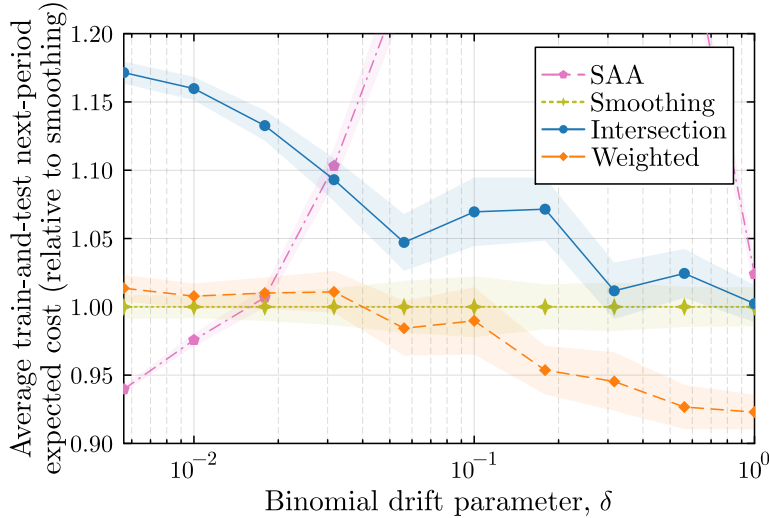


Figure 3: **Expected Out-of-Sample Performance.** Bands present standard-error ranges.

For a small extent of nonstationary, unsurprisingly, SAA performs the best, while the intersection approach performs the worst as it cannot recover the unweighted empirical (see Example 1). Even though smoothing can recover SAA for $\alpha = 0$, it performs worse than SAA due to the effects of training. In the same way, smoothing performs slightly better than our weighted approach, as it uses only one parameter (compared to two), making it easier to train. As the extent of nonstationarity increases, SAA performs the worst, and our weighted approach performs the best. The intersection approach continues to perform worse than our weighted approach as the radii required to achieve a prescribed confidence level depend on the history length, whereas Proposition 4 shows this is not the case for our weighted approach. (Although we note that Proposition 4 is proved in the different context of $p = 1$.)

³For $\varepsilon = 0$ we treat the ratio ρ/ε separately.

6 Extensions

Our paper introduces a nonparametric framework for DRO with nonstationary data. By centering Wasserstein balls at weighted empirical distributions and deriving new concentration bounds, we provide a principled approach to trading off statistical variance against nonstationarity.

We view our contribution as a first step that opens up several promising directions for future research. First, our concentration results bound the probability that the unknown data-generating distribution lies within the ambiguity set, and therefore inherit the curse of dimensionality. It would be valuable to investigate whether our analysis can be extended to dimension-free concentration arguments based on the equivalences between DRO and regularization [4, 13].

Second, our study focuses on Wasserstein distances. There is a rich literature on alternative discrepancy measures between probability distributions, such as ϕ -divergences, which are particularly well suited for distributions with discrete support [1, 5]. The notion of nonstationarity with bounded inter-period drift applies equally to these alternative discrepancy measures, and it is natural to ask what the corresponding analogues of our results would be in these settings.

Finally, our analysis assumes that the historical samples are independent. An important open question is whether our results can be generalized to settings with controlled dependence, in analogy to classical generalizations of the central limit theorem [3, 9]. We expect that such extensions are possible, but technically involved.

Acknowledgements

The authors would like to thank Andrew Philpott who has contributed through helpful comments and discussions on this work. The first author acknowledges support from the Claude McCarthy Fellowship and UOCX2117 MBIE Catalyst Fund New Zealand–German Platform for Green Hydrogen Integration (HINT). The last author acknowledges support from the Engineering and Physical Sciences Research Council (EPSRC) grant EP/W003317/1. The authors also acknowledge high-performance computing resources provided by the Imperial College Research Computing Service (link: <http://doi.org/10.14469/hpc/2232>).

References

- [1] Güzin Bayraksan & David K. Love. “Data-driven stochastic programming using ϕ -divergences.” *The Operations Research Revolution*. TutORials in Operations Research. INFORMS, 2015, pp. 1–19.
- [2] Jeff Bezanson, Alan Edelman, Stefan Karpinski, & Viral B. Shah. “Julia: A fresh approach to numerical computing.” *SIAM Review* 59.1 (2017), pp. 65–98.
- [3] Patrick Billingsley. *Probability and Measure*. 3rd ed. Wiley, 1995.
- [4] Jose Blanchet, Yang Kang, & Karthyek Murthy. “Robust Wasserstein profile inference and applications to machine learning.” *Journal of Applied Probability* 56.3 (2019), pp. 830–857.
- [5] Stéphane Boucheron, Gábor Lugosi, & Pascal Massart. “Concentration inequalities using the entropy method.” *The Annals of Probability* 31.3 (2003), pp. 1583–1614.

- [6] Sébastien Bubeck & Nicolò Cesa-Bianchi. “Regret analysis of stochastic and nonstochastic multi-armed bandit problems.” *Foundations and Trends in Machine Learning* 5.1 (2012), pp. 1–122.
- [7] Xialiang Dou & Mihai Anitescu. “Distributionally robust optimization with correlated data from vector autoregressive processes.” *Operations Research Letters* 47.4 (2019), pp. 294–299.
- [8] John C. Duchi, Peter W. Glynn, & Hongseok Namkoong. “Statistics of robust optimization: A generalized empirical likelihood approach.” *Mathematics of Operations Research* 46.3 (2021), pp. 946–969.
- [9] Richard Durrett. *Probability: Theory and Examples*. 5th ed. Vol. 49. Cambridge University Press, 2019.
- [10] Víctor Elvira, Luca Martino, & Christian P. Robert. “Rethinking the effective sample size.” *International Statistical Review* 90.3 (2022), pp. 525–550.
- [11] Nicolas Fournier. “Convergence of the empirical measure in expected Wasserstein distance: Non-asymptotic explicit bounds in \mathbb{R}^d .” *ESAIM: PS* 27 (2023), pp. 749–775.
- [12] Nicolas Fournier & Arnaud Guillin. “On the rate of convergence in Wasserstein distance of the empirical measure.” *Probability Theory and Related Fields* 162 (2015), pp. 707–738.
- [13] Rui Gao. “Finite-sample guarantees for Wasserstein distributionally robust optimization: Breaking the curse of dimensionality.” *Operations Research* 71.6 (2023), pp. 2291–2306.
- [14] Clark R. Givens & Rae M. Shortt. “A class of Wasserstein metrics for probability distributions.” *Michigan Mathematical Journal* 31.2 (1984), pp. 231–240.
- [15] Yanru Guo, Ruiwei Jiang, & Siqian Shen. “Optimization with multi-sourced reference information and unknown trust: A distributionally robust approach.” Preprint. 2025.
- [16] Gurobi Optimization, LLC. *Gurobi Optimizer Reference Manual*. 2025.
- [17] Elad Hazan. “Introduction to online convex optimization.” *Foundations and Trends in Optimization* 2.3-4 (2016), pp. 157–325.
- [18] Jie Hu, Zhi Chen, & Shuming Wang. “Budget-driven multiperiod hub location: A robust time-series approach.” *Operations Research* 73.2 (2025), pp. 613–631.
- [19] Augustine Kong. *A Note on Importance Sampling using Standardized Weights*. Technical report 348. Department of Statistics, University of Chicago, 1992.
- [20] Benoît Legat, Oscar Dowson, Joaquim Dias Garcia, & Miles Lubin. “MathOptInterface: A data structure for mathematical optimization problems.” *INFORMS Journal on Computing* 34.2 (2021), pp. 672–689.
- [21] Mengmeng Li, Tobias Sutter, & Daniel Kuhn. “Distributionally robust optimization with Markovian data.” *Proceedings of the 38th International Conference on Machine Learning*. Ed. by Marina Meilà & Tong Zhang. Vol. 139. PMLR, 2021, pp. 6493–6503.
- [22] Miles Lubin, Oscar Dowson, Joaquim Dias Garcia, Joey Huchette, Benoît Legat, & Juan Pablo Vielma. “JuMP 1.0: Recent improvements to a modeling language for mathematical optimization.” *Mathematical Programming Computation* 15 (2023), pp. 581–589.

- [23] Chi Seng Pun, Tianyu Wang, & Zhenzhen Yan. “Data-driven distributionally robust CVaR portfolio optimization under a regime-switching ambiguity set.” *Manufacturing & Service Operations Management* 25.5 (2023), pp. 1779–1795.
- [24] Yves Rychener, Adrián Esteban-Pérez, Juan M. Morales, & Daniel Kuhn. “Wasserstein distributionally robust optimization with heterogeneous data sources.” Preprint. 2024.
- [25] Aras Selvi, Eleonora Kreacic, Mohsen Ghassemi, Vamsi K. Potluru, Tucker Balch, & Manuela Veloso. “Distributionally and adversarially robust logistic regression via intersecting Wasserstein balls.” *Proceedings of the Forty-first Conference on Uncertainty in Artificial Intelligence*. Ed. by Silvia Chiappa & Sara Magliacane. Vol. 286. PMLR, 2025, pp. 3641–3674.
- [26] Tobias Sutter, Bart P. G. Van Parys, & Daniel Kuhn. “A Pareto dominance principle for data-driven optimization.” *Operations Research* 72.5 (2024), pp. 1976–1999.
- [27] Bahar Taşkesen, Man-Chung Yue, Jose Blanchet, Daniel Kuhn, & Viet Anh Nguyen. “Sequential domain adaptation by synthesizing distributionally robust experts.” *Proceedings of the 38th International Conference on Machine Learning*. Ed. by Marina Meila & Tong Zhang. Vol. 139. PMLR, 2021, pp. 10162–10172.
- [28] Cédric Villani. *Optimal Transport: Old and New*. 1st ed. Springer, 2008.