arXiv:2510.18479v2 [cs.PL] 6 Mar 2026

Formally Verified Linear-Time Invertible Lexing

Samuel Chassot[1][0009−0000−9751−9252] and Viktor Kunčak[1][0000−0001−7044−9522]

EPFL, Switzerland
{samuel.chassot,viktor.kuncak}@epfl.ch

Abstract. We present ZipLex, a verified framework for invertible linear-time lexical analysis following the longest match semantics. Unlike past verified lexers that focus only on satisfying the semantics of regular expressions and the longest match property, ZipLex also guarantees that lexing and printing are mutual inverses. Thanks to verified memoization, it also ensures that the lexical analysis of a string is linear in the size of the string. Our design and implementation rely on two sets of ideas: (1) a new abstraction of token sequences that captures the separability of tokens in a sequence while supporting their efficient manipulation, and (2) a combination of verified data structures and optimizations, including Huet's zippers and memoization with a verified imperative hash table.
We implemented and verified ZipLex using the Stainless deductive verifier for Scala. Our evaluation demonstrates that ZipLex supports realistic applications such as JSON processing and lexers of programming languages, and behaves linearly even in cases that make flex-style approaches quadratic. ZipLex is two orders of magnitude faster than Verbatim++, showing that verified invertibility and linear-time algorithms can be developed without prohibitive cost. Compared to Coqlex, ZipLex also offers linear (instead of quadratic) time lexing, and is the first lexer that comes with invertibility proofs for printing token sequences.

Keywords: formal verification, lexer, Scala

1 Introduction

Lexical analysis, or *lexing*, is the first step in most parsing pipelines, including compilers and data analysis tools. A lexical analyzer (*lexer*) transforms a raw sequence of characters into a sequence of structured tokens that feeds into subsequent phases. Given their critical role, one would like strong correctness guarantees for lexers. Yet lexers often remain trusted components: even in the CompCert verified C compiler [18], the lexer is part of the trusted computing base and is not itself verified [17]. Verified lexer generators such as Coqlex [23] and Verbatim++ [12] demonstrate that formal verification of core lexing properties is feasible, but challenges remain in terms of performance and in supporting use cases that involve printing tokens back to text.

In many applications, lexers are used together with printing, for instance when manipulating syntax trees in IDE refactoring engines, program synthesis

tools, or compiler pipelines. In such settings, it is essential that printing a sequence of tokens produces a string whose subsequent lexical analysis yields back the same tokens. Without this guarantee, information may be silently lost.

We refer to this property as *invertibility*. Invertible lexing ensures that alternating lexing and printing preserves information exactly, and can be seen as a prerequisite for fully invertible parsing and pretty-printing frameworks. While invertible parsing has been studied extensively [28], invertibility has not been investigated at the level of lexical analysis itself. Existing frameworks that support invertible parsing, such as Grammatical Frameworks [27], do not enforce invertibility of user-defined lexers.

This paper presents ZipLex, a framework for verified, invertible lexical analysis. ZipLex provides a fully verified lexer and regular expression engine based on Brzozowski's derivatives. To reason about safe printing of token sequences, we develop a simple and general abstraction for reasoning about paths (sequences constrained by a given binary relation). We use this abstraction to characterize sequences of tokens that can be printed and re-lexed without merging adjacent tokens. Our predicates are preserved under slicing and concatenation, enabling efficient manipulation of token sequences while maintaining invertibility.

To achieve acceptable performance, ZipLex incorporates verified optimizations, including memoization following Reps [29], yielding linear-time lexing in the length of the input string, and the use of Huet's zippers [15] and regular expression derivatives for regular expression matching. We implemented all components in Scala and verified them using Stainless [14]. The verified code remains compatible with the standard Scala compilation and build toolchain.

We evaluate ZipLex on several scenarios, including a JSON lexer and a JSON object-sorting application built on top of it. Our goal is to support high-fidelity applications that require strong guarantees about correctness and reversibility, such as fully verified compilers and verified communication protocols.

Illustration of the challenge. Mentioned as early as [5], the maximal munch principle, or *longest match semantics*, is the classical correctness criterion for lexers. It states that each produced token should be the longest possible at a given position, given the input string and the token definitions. While sufficient for correct tokenization in isolation, longest match alone is insufficient to guarantee correct interaction between lexing and printing.

Consider the Scala-like statement **val** `x = 1`, whose token sequence is [val] [ ] [x] [ ] [=] [ ] [1]. Suppose now that a refactoring tool removes whitespace tokens around [=], yielding [val] [ ] [x] [=] [1]. Printing this sequence produces **val** `x=1`, which is lexed back into the same sequence of tokens, up to whitespace, so no essential information is lost. In contrast, consider instead the statement **val** `x_ = 1`. Removing whitespace around the equality produces [val] [ ] [x_] [=] [1], which prints as **val** `x_=1`. Lexing this string yields [val] [ ] [x_=] [1], because [x_=] is a valid identifier and is recognized by longest match. The printed output therefore does not lex back to the original token sequence, breaking our expectations.

Maintaining all whitespace tokens would avoid this issue, but this is incompatible with pretty printers and refactoring tools whose purpose is precisely to

modify whitespace according to formatting conventions. The same problem can arise when reordering sub-sequences, for example, moving function definitions around in a source file.

The central problem we address is therefore:

> *How can we support printing and lexing while formally guaranteeing that no information is lost?*

To formalize this problem, we define *separable tokens* and *invertibility*.

Invertibility as a design goal. We say that a lexer is *invertible* if both:

$$\forall\, ts.\ \mathit{lex}(\mathit{print}(ts)) = ts \quad \text{and} \quad \forall s.\ \mathit{print}(\mathit{lex}(s)) = s$$

We define a *separability condition sep* as any predicate on token sequences $ts = t_1, t_2, \ldots, t_n$ such that, for all ts,

$$\mathit{sep}(ts) \implies \mathit{lex}(\mathit{print}(ts)) = ts.$$

Our goal is to design separability conditions fulfilling two competing requirements (1) they are flexible enough for practical use and (2) they can be checked and preserved efficiently when token sequences are transformed in user code.

Contributions. Accordingly, our contributions include:

1. a definition of separability $\mathit{sep}(ts)$ together with efficient mechanisms to check and enforce it;
2. the design of a lexing framework that implements: (i) invertible printing (ii) regular-expression-based token definitions (iii) longest match semantics, and (iv) linear-time lexing thanks to memoization;
3. concrete realization and deductive verification of such a design in a lexing framework, ZipLex, and its performance evaluation showing its efficiency.

1.1 Related Work

We are aware of no existing work on lexers with verified invertibility; we survey works that verify weaker or related properties.

Verified lexing. Several verified lexer generators have been proposed. Coqlex [23] provides a verified lexer generator in Rocq with a user experience close to OCamllex. It relies on Brzozowski's derivatives and supports additional constructs such as negation and difference, but is restricted to ASCII strings and depends on an unverified code-generation step. Verbatim [11], later extended as Verbatim++ [12], also uses derivatives, with Verbatim++ introducing a translation to DFAs and memoization to improve performance, yielding a worst-case complexity of $O(n \log n)$. Our experiments in Section 8 show performance advantages of our lexer ZipLex.

Nipkow [21] presents an early verified lexer in Isabelle/HOL supporting arbitrary alphabets, based on an NFA-style algorithm that is not directly executable.

In contrast, our technique avoids automata construction altogether, supports arbitrary alphabets, and achieves linear-time lexing through a verified variant of memoization [29], without an upfront preprocessing overhead.

Regular expressions and grammars. Brzozowski's derivatives have been extensively studied as a basis for regular expression matching. Owens et al. [24] re-established derivatives as a practical technique, and later work demonstrated that derivative-based engines can achieve state-of-the-art performance [31], albeit without formal verification.

Edelmann's thesis [9] explores derivatives for LL(1) parsing [10] and lexing, introducing an optimization based on Huet's zippers [15]. While that work provides high-level proofs in Rocq, our effort with ZipLex bridges the gap to implementation, offering a verified executable zipper-based matching engine. Derivatives and zippers have also been used to parse context-free grammars [1, 8], but without end-to-end formal verification. Chattopadhyay et al. [7] verify regular expression matching with lookarounds in Rocq, and De Santo et al. [30] formalize JavaScript regular expression semantics. These works target richer regex features than ZipLex but do not aim for executable longest-match lexing.

Invertibility in parsing and serialization. Invertible parsing and pretty printing have been studied extensively, notably by Rendel et al. [28], who enforce invertibility by restricting transformations to isomorphisms but without instantiating it to lexical analysis. A related problem is serialization and deserialization; Bucev et al. [3] present a proof-producing ASN.1/SCC compiler in Scala, where, given a data format description, serialization and deserialization functions are generated together with proofs of invertibility accepted by Stainless. Lossless image compression also has a natural specification using mutually inverse functions [4].

2 Usage Example and ZipLex API

To demonstrate the verified abstraction, we present ZipLex using a JSON lexer and a simple application that sorts the objects within a JSON array (Figure 1). The implementation is provided as supplementary material, along with two additional lexers (for a Python subset and for Amy, a teaching language).

JSON application. The application proceeds as follows. The input JSON file is first lexed, and the resulting token sequence is wrapped in a PrintableTokens instance, establishing the separability invariant. The sequence is then shallowly parsed to identify JSON objects and extract their `"id"` fields, yielding object slices as PrintableTokens instances. Objects are sorted by these identifiers, and the resulting slices (as PrintableTokens instances) are concatenated and form a single PrintableTokens instance. Finally, the sequence is printed back to a character stream.

All token-sequence manipulations are performed through PrintableTokens, which preserves separability under slicing and concatenation, requiring only a

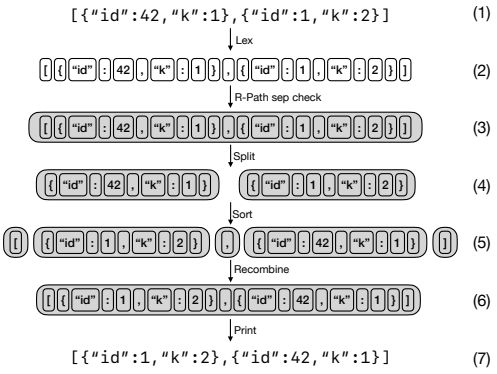

Fig. 1. JSON sorting application. Outer grey boxes are PrintableTokens instances.

constant-time runtime check at concatenation boundaries. By verifying this program in Stainless, we statically guarantee that printing the final token sequence and lexing it again yields the same tokens.

Lexer interface and usage. ZipLex performs lexical analysis directly on data structures generated on-the-fly, without a code-generation phase. Users define rules by associating regular expressions with token constructors, and invoke the main *lex* function with a rule list and an input sequence. The result is a sequence of tokens and a possibly untokenized suffix, corresponding to the uniform tokenization problem [19]. At each step, *lex* selects the longest prefix matched by any rule, breaking ties by rule order.

The input alphabet is left abstract: ZipLex operates over sequences of an arbitrary type, allowing users to target ASCII, UTF-8, or binary formats. To support invertibility, rules associate regular expressions with injective transformations from substrings to semantic values (to build semantic tokens [12]), together with their inverses. This guarantees that printing a token reproduces exactly the substring it was created from. To be able to reason about invertibility, ZipLex provides functions to print sequences of tokens to strings, the main one being *print*. We defer the formal treatment of invertibility to Section 3.

Longest match specification. The correctness criterion for ZipLex is the maximal munch principle [5], or *longest match semantics*. For each produced token, no rule matches a strictly longer prefix of the remaining input, and no higher-priority rule matches an equally long one. ZipLex verifies this property in Stainless, which, by induction on the input, establishes longest match semantics for the entire token sequence.

3 Invertibility

This section formalizes invertibility of lexing. We differentiate the two directions:

- $\mathit{print}(\mathit{lex}(s)) = s$, implying the injectivity of *lex*;
- $\mathit{lex}(\mathit{print}(ts)) = ts$, implying the injectivity of *print*.

We explore these two directions separately in Section 3.1 and Section 3.2, respectively. Our notation uses 0-based indexing $s(i)$ for sequences, and (following Scala) $s \mathbin{++} t$ for concatenation. For readability, we use [*a*-*z*] and [0-9] for unions of characters, and r^+ for $r \cdot r^*$.

3.1 Ensuring $\mathit{print}(\mathit{lex}(s)) = s$

Semantic values and injection. To achieve invertibility, we first ensure that each token is printed as the same string that was consumed to produce it. This is trivial when tokens store substrings directly, but in practice tokens often store semantic values [12]. A transformation from strings to semantic values is sufficient to construct tokens, but insufficient to print them back to the same strings. For this reason, ZipLex requires each rule to contain an injective transformation *transform* together with a corresponding *charsOf* function and a proof that $\forall s,\ \mathit{charsOf}(\mathit{transform}(s)) = s$. Surjectivity is not needed because tokens only contain values created by *transform*. Users are free to pick types and transformations that fit subsequent token manipulation. If the desired transformation is not injective (or if proving injectivity is inconvenient), one can always fall back on $\mathit{transform}(s) = (v, s)$ with $\mathit{charsOf}((v, s)) = s$. To streamline these proofs, ZipLex provides an Injection construct that captures the semi-inverse relation between *transform* and *charsOf* (definition in Appendix B.1). The definition of injection relies on support of Stainless for explicitly instantiated quantifiers in specifications.

It is users' responsability to ensure token transformations are injective as above. From this property ZipLex proves $\mathit{print}(\mathit{lex}(s)) = s$ by induction on s: at each step, injectivity ensures that printing the first token reconstructs the consumed prefix, and the induction hypothesis concludes the proof on the suffix.

3.2 Towards $\mathit{lex}(\mathit{print}(ts)) = ts$

Unlike the previous case, $\mathit{lex}(\mathit{print}(ts)) = ts$ is not true in general. For example, with a rule based on $[a\text{-}z]^+$, printing a list containing two tokens, `foo` and `bar` yields `"foobar"`, which is tokenized as `foobar`. More generally, collapse may depend on more than two adjacent tokens: with token rules based on a^*, b^*, and *abc*, the sequence `a` `b` can be printed safely, while `a` `b` `c` cannot. We call a token sequence *separable* if it satisfies $\mathit{lex}(\mathit{print}(ts)) = ts$.

We consider two approaches to ensure separability: (1) a special class of *separator* tokens using a disjoint set of characters from other classes, and (2) an approach based on *R-Path* conditions. Although usable when designing serialization formats, the separator-token approach is restrictive for lexing of programming languages: for example, whitespaces appear naturally as separators but also appear in strings and comments. We therefore relegate it to Appendix A.4 and focus on the more expressive approach, (2).

3.3 *R-Path* Predicates

As a simple basic abstraction, we introduce a family of predicates on sequences where a binary relation must hold for each pair of consecutive elements. We call such predicates *R-Path conditions*. An example of an R-Path condition is the *sorted* predicate where R is a total order. More generally R-paths are contiguous fragments of traces of a transition system given by the relation R. For a relation R, we thus define $p_R(s)$ as $\forall i,\ 0 \leq i < |s| - 1 \implies R(s_i, s_{i+1})$.

Checking an R-Path requires a number of evaluations of R linear in the length of the sequence. In the deductive verifier, R-Paths are convenient to maintain as invariants: slices of R-Paths are R-Paths, and concatenation requires only a check at the boundary (where n_1 is the length of s_1):

$$p_R(s) \implies p_R(s.\texttt{slice}(i,j)), \quad \textit{for } 0 \leq i \leq j < |s|,$$
$$p_R(s_1 \mathbin{++} s_2) \iff p_R(s_1) \ \wedge\ R(s_1(n_1 - 1), s_2(0)) \ \wedge\ p_R(s_2),$$

3.4 R-Paths That Ensure Invertibility

We define printable sequences as R-Paths for a particular relation R. The intuition is that tokens t_1 and t_2 are separable iff the first character of t_2 is already sufficient to ensure that t_1 is the longest token that can match in the printed string (regardless of any subsequent tokens following t_2). We thus take R to be the relation $\mathit{sep}(t_1, t_2)$:

$$\mathit{sep}(t_1, t_2) := \neg\Big(\bigcup_{i \in m} r_i\Big).\mathit{prefixMatch}(t_1 \mathbin{++} t_2(0)),$$

where r_i is the regular expression of rule i. For notational simplicity, we view tokens as strings. The predicate $\Big(\bigcup_{i \in m} r_i\Big).\mathit{prefixMatch}(s)$ means that some rule matches a string with prefix s. Equivalently, $s \in \bigcup_{k=1}^{m} \mathit{prefixSet}(r_k)$ where $\mathit{prefixSet}(r) = \{\, s \mid \exists s'.\ (s \mathbin{++} s') \in L(r) \,\}$.

We then define separability for a length-n token sequence by the R-Path condition induced by *sep*:

$$\mathit{sep}(t_1, t_2, \ldots, t_n) \iff \forall i,\ 1 \leq i < n \implies \mathit{sep}(t_i, t_{i+1}).$$

The relation $\mathit{sep}(t_1, t_2)$ is local with respect to tokens but not rules: it must consider all regular expressions defining given tokens. A relation local to both tokens and their producing rules cannot be sufficient: given a sequence ts satisfying such a hypothetical local predicate, one can add a new rule matching exactly $\mathit{print}(ts)$, in which case lexing $\mathit{print}(ts)$ yields a single token, while the local predicate remains satisfied.

We illustrate *sep* on an example. Consider $r_1 = [a\text{-}z]^+$ and $r_2 = [0\text{-}9]^+$. For $t_1 = \boxed{\texttt{foo}}$ and $t_2 = \boxed{\texttt{bar}}$, the prefix `"foob"` lies in the prefix set of $[a\text{-}z]^+$, so $\mathit{sep}(t_1, t_2)$ does not hold. For $t_1 = \boxed{\texttt{foo}}$ and $t_2 = \boxed{\texttt{123}}$, `"foo1"` is in no rule prefix set, so the tokens are separable. Because no rule matches any string starting with `"foo1"`, extending the sequence on the right cannot create a match either.

The function *prefixMatch* follows the same algorithm as the regular expression matching function *matchR* (described in Section 4.1), but when reaching the end of the prefix it checks that the resulting language is non-empty rather than nullable. This enables *prefixMatch* to take advantage of the memoization of derivatives, using the same cache (Section 6). We evaluate the cost of checking the R-Path *sep* in Section 8.

We provide an abstract type *PrintableTokens* that maintains the R-Path invariant for $R = sep$ on a given sequence. The invariant is computed once at instantiation; slicing preserves it, and concatenation requires only a boundary check $sep(t_{last}, t_{first})$. The interface and invariants are shown in Appendix B.1.

Our definition is sound: it implies separability. At the same time, it is efficient to check. Whereas the condition could be made more permissive by taking more characters into account, our condition already provides most of the practical benefits at a low computational cost. A maximally permissive predicate corresponds to printing, re-lexing and checking the equality; it is correct but, from a practical point of view, unecessarily inefficient when manipulating long token sequences.

3.5 R-Path vs Separator Tokens

We also prove that the token sequence implicitly produced by printing while inserting separator tokens (Appendix A.4) always satisfies the R-Path condition $sep(t_1, \ldots, t_n)$. This shows that the R-Path predicate is more general than interleaving separator tokens, and that interleaving provides a simple way to obtain a separable sequence without any runtime checks when at leat one separating token is available.

4 Regular Expressions Engine

This section presents the fully verified regular expression matching engine underlying ZipLex. We first describe a reference implementation based on Brzozowski's derivatives, then an optimized variant using Huet's zippers.

4.1 Definition and Implementation

Regular expressions are parameterized by an arbitrary alphabet type and include the usual constructs: empty string, empty language, single-character matching, union, concat, and Kleene star. Strings are sequences of alphabet elements.

The matching function $matchR(r, s)$ decides membership of s in the language of r using Brzozowski's derivatives [2, 31]. The engine also provides *findLongestMatch*, which computes the longest prefix of an input string matched by a regular expression. Rather than testing all prefixes, this function traverses the input once, computing at most one derivative per character and stopping early when the derived expression denotes the empty language. If no prefix

matches, the empty string is returned. Lexing rules are restricted to non-nullable expressions, so the empty-string case does not arise.

Specification. We encode the standard semantic specification of regular expression matching as a ghost function *matchRSpec* (Appendix B.2) and prove: $\forall r, s.\ matchR(r, s) = matchRSpec(r, s)$.

4.2 Zipper Optimization

While conceptually simple, naive derivative-based matching suffers from expression blow-up and redundant computations. To address this, we implement and verify an optimization based on an instance of Huet's zippers [15], following the approach of Edelmann [9, Chapter 2]. Zippers provide an alternative representation of regular expressions as sets of *context*s, where each *context* is a sequence of regular expressions (Figure 2). Intuitively, contexts represent concatenations of their regular expressions, while zippers represent unions of such contexts. This representation yields a more efficient derivative algorithm and is particularly well suited to memoization: in contrast to naive derivatives for regular expressions, the set of reachable zippers during derivation is provably finite [9, Chapter 2], substantially reducing cache misses and recovering key properties of on-the-fly transformation to a finite automaton.

```
case class Context[C](exprs: List[Regex[C]]):
  require(exprs.forall(validRegex))
type Zipper[C] = Set[Context[C]]
def focus[C](r: Regex[C]): Zipper[C]
@ghost def unfocus[C](zl: List[Context[C]]): Regex[C]
```

Fig. 2. ADT definitions for zipper-based representation of regular expressions and signatures of focus and unfocus to transform regular expressions into zippers and back.

Figure 2 shows the zipper definition and the interfaces for converting between regular expressions and zippers. The zipper matching function *matchZ* follows the same structure as *matchR*, computing derivatives character by character and checking nullability.

Specification. Zipper-based matching is a drop-in replacement for regular expression matching and satisfies the following correctness property: $\forall s, r, z.\ unfocus(z) = r \implies matchR(r, s) = matchZ(z, s)$. This theorem is fully verified using Stainless.

5 Towards Acceptable Performance

In this section, we describe the optimizations required to obtain acceptable performance while maintaining verifiability.

First, we implement tail-recursive versions of all functions recursing on input strings that are executed at runtime. Although recursive functions make inductive proofs and executable code similar and therefore easier to write, they lead to high stack usage and potential stack-overflow crashes on the Java Virtual Machine. While this does not necessarily impact performance in a perceptible way, it negatively impacts usability, as the program crashes for large inputs. In our experiments, this issue arises mainly with the size operation on List, with the main functions of the lexer, *lex* and *print*, and with the *findLongestMatch* function (see Section 6 for in-depth explanations). To address this problem, we write tail-recursive implementations and prove their equivalence to the original versions. This allows us to preserve the existing proofs while replacing the runtime implementations, using equivalence theorems to bridge the gap between proofs and execution.

Second, we replace List by a more efficient and fully verified data structure named BalanceConc in all code executed at runtime. This structure represents sequences as balanced binary trees with immutable arrays of up to parameter N elements in the leaves, where N is a compile-time constant. Proofs are agnostic of N so changing its value does not affect the correctness proofs. In this work, we use $N = 512$. It is inspired by the Balance Conc implementation of [20]. For specification and proofs, however, we continue to rely on List. Although List does not provide satisfactory runtime performance, it is well suited for verification: the Stainless library provides many lemmas and properties for lists, and the SMT theory of algebraic data types enables effective reasoning about them within Stainless. Using BalanceConc for execution and List for specification thus yields a practical combination of efficiency and verifiability.

Third, we implement memoization to improve performance, as described in Section 6, both for zipper derivatives and for inner functions of the lexer.

6 Verified Memoization

In this section, we present a fully verified and efficient memoization framework. The framework is backed by a verified hash table we developed based on the work of Chassot et al. [6]. The framework is reusable, thanks to a small set of lemmas that simplify the implementation and verification of memoization caches. We then show how we apply this framework to ZipLex to improve performance without sacrificing correctness.

As shown by Reps [29], longest match lexical analysis can be performed in linear time in the size of the input string using memoization. However, memoization is challenging in a formally verified setting: it requires a map-like data structure that is both efficient and fully verified. In proof assistants such as Rocq, previous works including Verbatim++ [12] and a verified implementation of orthologic proof search [13] rely on standard-library maps, such as finite maps based on lists of pairs[1] or more efficient (but at best logarithmic) AVL-tree-based

[1] https://github.com/rocq-prover/stdlib/blob/master/theories/FSets/FMapList.v

maps[2]. Even with such data structures, adding memoization typically requires threading caches through functions in a monadic style, including in proofs, which significantly increases verification effort and limits reusability.

To address these issues, we build on the verified mutable hash table of Chassot et al. [6], which verifies Scala's `LongMap`[3], an optimized hash table indexed by 64-bit integers. This allows us to obtain efficient memoization without re-verifying low-level hash-table machinery.

6.1 Memoization Framework

We first define a verified hash table with arbitrary-type keys, HashMap[K,V], implemented as a decorator over the verified LongMap. Values stored in the LongMap are linked lists of key-value pairs, yielding an instance of type LongMap[List[(K,V)]]. We use the hash of the keys as keys into the LongMap. Building on top of the already verified LongMap allows us to support generic keys at moderate additional cost without sacrificing too much in efficiency, provided that hash collisions remain reasonable, as the LongMap is itself one of the most efficient implementations of a hash table in the Scala standard library. This design yields an implementation and verification effort of approximately 1600 additional lines of code, compared to nearly 8000 lines reported in [6]. We also implement and verify a functional map as an executable specification for generic keys.

To support memoization, we provide a small set of lemmas that capture the invariant of a memoization cache: when memoizing a function $f : A \to B$ using a hash table h, then $\forall (k, v) \in h.\ v = f(k)$. The lemmas show that the invariant is preserved by cache operations such as insertion. For example, inserting a pair $(k', f(k'))$ into a cache that already satisfies the invariant yields a cache that still satisfies it.

Using these lemmas, implementing a memoization cache requires only a few tens of lines of code, largely consisting of forwarding operations to the underlying hash table and applying the invariant-preservation lemmas. The mutable nature of the cache avoids monadic threading: the cache can be passed through the program directly, and call sites simply check for cached values, computing and inserting results on cache misses. We view this as evidence of a usability advantage of a verifier that supports mutation.

6.2 Applying Memoization to ZipLex

The memoization framework is general and applies to any pure function. In ZipLex, we use it to memoize the two zipper-derivative functions, derivStepUpZ, derivStepDownZ, and the function computing the longest matching prefix.

Zipper derivatives. Memoizing zipper-derivative functions follows the standard pattern described above: derivative results are cached and reused across calls, substantially reducing repeated computations.

[2] https://github.com/rocq-prover/stdlib/blob/master/theories/FSets/FMapAVL.v
[3] https://github.com/scala/scala/blob/2.13.x/src/library/scala/collection/mutable/LongMap.scala

Longest match prefix. Memoizing the longest-match computation requires additional care. The naive *findLongestMatch* function has two drawbacks: it relies on plain recursion, which can cause stack overflows on the JVM, and it operates on progressively shorter input strings (due to the prefixes being consumed to create tokens), which reduces memoization opportunities. To address these issues, we implement a tail-recursive algorithm that operates on the full input string together with indices.

```
def findLongestMatch[C](z: Zipper[C], input: Seq[C], testP: Seq[C], suffix: Seq[C]):
  (Seq[C], Seq[C]) =
    require(input == testP ++ suffix)
    if z.lostCause then (Nil, input) // shortcut
    else if testP == input then
      if z.nullable then (testP, Nil) else (Nil, testP)
    else
      val newP = testP ++ List(suffix.head)
      val rec = findLongestMatch(z.deriv(suffix.head), input, newP, suffix.tail)
      if z.nullable and rec._1.isEmpty then (testP, suffix) else rec
def findLongestMatchTR(z: Zipper[C], fullInput: Seq[C],
    input: Seq[C]): (Seq[C], Seq[C]) =
  require(fullInput.size == input)
  val from = fullInput.size − input.size
  val lastNullablePos =
    furthestNullablePos(z, fullInput, from, if z.nullable then from−1 else −1)
  val prefixL = lastNullablePos − from + 1
  if prefixL < 0 then input.split(0) else input.split(prefixL)
def furthestNullablePos[C](z: Zipper[C], fullInput: Seq[C],
    from: BigInt, lastNullablePos: BigInt): BigInt =
  if from == fullInput.size || z.lostCause then lastNullablePos
  else
    val derivZ = z.deriv(fullInput(from))
    val newLastNullable = if derivZ.nullable then from else lastNullablePos
    furthestNullablePos(derivZ, fullInput, from + 1, newLastNullable) // tailrec
case class StackFrame[C](z: Zipper[C], from: BigInt, lastNullablePos: BigInt,
                         @ghost res: BigInt, @ghost totalInput: Seq[C])
type Stack[C] = List[StackFrame[C]]
def furthestNullablePosStackMem[C](z: Zipper[C], fullInput: Sequence[C], from: BigInt,
    lastNullablePos: BigInt, stack: Stack[C])(using ...): (BigInt, Stack[C])
```

Fig. 3. Algorithms that find the longest prefix matching a given zipper and signatures of the memoized function used for *findLongestMatch*.

Instead of returning the longest matching prefix directly, the new algorithm computes the position of the furthest nullable state reachable from a given index. This representation enables memoization, since all recursive calls operate on the same input string and differ only in their indices. Figure 3 shows both the

naive and the tail-recursive versions, *findLongestMatch* and *findLongestMatchTR* respectively.

Tail-recursive functions' memoization cannot be implemented directly using the same technique, since updating the cache would break tail recursion. We therefore maintain an explicit stack of encountered parameters. Once the tail-recursive computation completes, the calling function iterates over this stack and updates the cache for all recorded calls. Because all recursive calls return the same result, this strategy preserves correctness while enabling memoization. This can be seen as an explicit simulation of the JVM call stack in the heap, inspired by techniques used in continuation-passing style and related defunctionalization transformations.

The memoization of furthestNullablePosition is equivalent to the technique proposed by Reps [29]. As a result, lexing runs in $O(n)$ time, where n is the input string length. To the best of our knowledge, this is the first verified implementation of longest match lexing with linear-time complexity. By contrast, Verbatim++ [12] also verifies memoization, but due to its choice of data structures achieves $O(n \log n)$ complexity. We evaluate the performance impact in Section 8.

As proposed by Reps [29], memory usage can be traded off against constant-factor performance by memoizing only a fraction of calls. We implement and verify this heuristic by storing only one out of every k calls when the input string is longer than M characters, where both k and M are computed by pure and opaque functions that can depend on the rules and the input string. The correctness proof is agnostic to these functions, so changing them does not affect verification. By default, we set them to the constant values $k = 10$ and $M = 10^6$.

Module	Program LOC	Spec + Proof LOC	Total
Longest Match Lexing	489	1825	2314
Lexer Printing + Invertibility	130	1424	1554
Regex Derivative Based Matching	436	2381	2817
Zipper Based Matching	367	2581	2948
BalanceConc	255	321	576
Common Utilities	-	1610	1610
Mutable HashMap (excluding LongMap)	89	2702	2791
Total	1'766	12'844	14'610

Table 1. Line of code count per component

7 Verification Experience

We discuss our experience formally verifying ZipLex. In Stainless, proofs are written as Scala functions and expressions alongside executable code. Table 1 shows the sizes of implementation and proof components in terms of lines of code.

Overall, the proof-related code amounts to roughly ten times more lines than the executable implementation. We spent most of the time exploring strategies for inductive proofs. Aside from simple completions in VS Code, we did not rely on LLMs. In this section, we outline how each component (lexer, regular-expression engine, zipper optimization, and memoization framework) is specified, which induction schemes and ghost arguments are used to discharge proof obligations, and where the main proof challenges arise.

General proof methodology. Over the course of development, we first implemented an intentionally inefficient but conceptually simple and easily verifiable version of the target algorithm. We then incrementally verified more efficient implementations or optimizations, each time proving their equivalence with the previous version. For regular expression matching, we started from a straightforward matching procedure (our executable specification), then introduced Brzozowski derivatives, followed by a zipper-based algorithm, and finally added memoization. The lexer was first implemented as a naive recursive function, then transformed into a tail-recursive version, and finally extended with memoization. We applied an analogous refinement to the underlying data structure: we moved from a simple singly linked list to the more efficient *BalanceConc* concatenable tree representation based on [26] but simplified and verified to conform to a specification in terms of List. (We denote this data structure simply as Sequence.) This methodology yields a fully verified, executable implementation early on, which we then optimize for efficiency while preserving formal correctness.

Longest match. We begin with the proof of the longest match semantics. We first establish this property for the list-based function lexList, which uses plain recursion and relies on the intermediate functions maxPrefixOneRule and maxPrefix to compute, respectively, the longest prefix for each rule and the global longest prefix. The proof proceeds by induction on the input list and relies on two key ingredients: (1) the correctness of regular expression matching, in particular that findLongestMatch is sound and returns the longest matching prefix, and (2) auxiliary lemmas establishing the soundness of maxPrefixOneRule and maxPrefix.

From this basis, we first show observational equivalence between the recursive Sequence-based implementation lexRec and lexList, using the bridging specification of Sequence as a List. We then prove that the tail-recursive implementation lexTailRec produces exactly the same output as lexRec on all inputs. This final step requires helper lemmas about associativity of list concatenation and properties of lex, such as the fact that removing a suffix of the input does not affect the lexing of the prefix, provided that the cut occurs at token boundaries.

Invertibility. We first establish invertibility for the list-based implementations of printing functions, and then prove equivalence with their sequence-based and tail-recursive counterparts. The proof of $print(lex(s)) = s$ proceeds by induction on s. For the converse direction, $lex(print(ts)) = ts$, we likewise perform induction on ts, supported by several auxiliary lemmas. These include, for example, that the separability predicate $sep(ts)$ ensures that the first token produced by $lex(print(ts))$ is $ts.head$, and that the same property holds for sequences interleaving separator and non-separator tokens. Several lemmas rely on properties

of regular expressions, such as character sets used by the rules and their impact on prefix matching.

Naive derivative-based regular expression matcher. For the derivative-based regular expression engine, we prove correctness by handling each constructor case separately and then combining the resulting lemmas to establish the main theorem $\forall r, s : \ \mathit{matchR}(r, s) = \mathit{matchRSpec}(r, s)$. For example, one lemma shows that if $r_1 + r_2$ matches a string s, then either r_1 or r_2 matches s. Conversely, another lemma proves that if r matches s, then both $r + r'$ and $r' + r$ match s. Taken together, these lemmas establish the correctness of Brzozowski's derivative-based matching algorithm.

Zipper regular expression matching. As explained in Section 4.2, the main correctness theorem for zipper-based matching is $\forall s, z.\ \mathit{matchR}(\mathit{unfocus}(z), s) = \mathit{matchZ}(z, s)$. We state and prove this theorem using a list-based representation of zippers (rather than sets) in order to enable induction on the list of contexts.

Although the derivative operations on regular expressions and on zippers are structurally similar and intuitively equivalent, the proof of this theorem is complex and requires approximately 600 LOC on its own. The main difficulty stems from the non-injectivity of the unfocus function. An intuitive formulation of the equivalence would be $\forall r, s.\ \mathit{matchR}(r, s) = \mathit{matchZ}(\mathit{focus}(r), s)$, which suggests induction on the regular expression and the input string. However, this approach fails in our setting. After rewriting *matchR* using its specification, one would need properties such as $\mathit{focus}(\mathit{Union}(r_1, r_2)) = \mathit{focus}(r_1) \cup \mathit{focus}(r_2)$ to apply the induction hypothesis. This equality does not hold for our implementation of focus, even though unfocusing both sides yields equivalent regular expressions. As a result, the induction breaks down.

We therefore use the formulation $\forall z, s.\ \mathit{matchR}(\mathit{unfocus}(z), s) = \mathit{matchZ}(z, s)$, which allows induction on the zipper and the input string instead. This makes the proof possible, but significantly more involved, as unfocus itself introduces an additional induction over the list of contexts.

In summary, despite the similar high-level structure of the two derivative algorithms, the fundamental difference between regular expressions and zippers complicates the proof. Regular expressions form tree-like structures with a clear recursive schema, while zippers are flat collections of contexts, which do not admit the same induction patterns.

Memoization framework. As discussed in Section 6, the memoization framework relies on a verified mutable HashMap[K, V]. To prove its correctness, we follow the approach of Chassot et al. [6] by establishing equivalence between each mutable operation of HashMap[K, V] and the corresponding operation on an immutable executable specification ListMap[K, V]. The ListMap[K, V] structure is a simple reference immutable map implemented as an association list of pairs.

We therefore first implement and verify a generic ListMap[K, V], similar to their ListLongMap[V]. On top of this, we prove the correctness of the additional layer that stores buckets as immutable linked lists of key-value pairs inside an underlying LongMap[V], relying on the correctness of the LongMap [6]. The proofs

of the memoization helper lemmas proceed by induction on the key-value pairs stored in the map.

Verification condition statistics. Stainless generates 24'217 verification conditions (VCs) for the entire project (9'168 of which are cache hits), and takes ≈120 minutes to verify on the server described in Section 8, creating multiple GB of SMT-LIB files. We use the Stainless version from the commit at the time of paper preparation[4]. VC verification times resemble a negative exponential distribution, with only 25 VCs taking more than 10 seconds to verify (Appendix Fig. 17). The slowest VC takes 53 seconds to verify during the run with multiple approximating SMT-LIB queries. Stainless uses function unfolding, so it queries SMT solvers multiple times for a single VC. The final SMT-LIB file for this slowest query has 328'320 lines; cvc5 takes 30 seconds to re-verify it.

8 Performance Evaluation

To evaluate the practicality of ZipLex, we present a performance evaluation investigating the following questions:

Q1: What complexity does ZipLex exhibit on an adversarial grammar, and how does it compare to other state-of-the-art lexers?
Q2: What is the cost of computing *sep* and what is the impact of the mix of static and runtime checks using the *PrintableTokens* constructs?
Q3: What is the performance of ZipLex on a realistic JSON grammar and how does it compare to other verified and unverified lexers?

All experiments are run on a server running Linux with two sockets of an *AMD EPYC 9254 24-Core* processor (base frequency 2.9 GHz, up to 4.15 GHz), offering 96 virtual processors and 128 GB of RAM. Our algorithms are sequential and do not exploit parallelism. Error bars show 99.9% confidence interval. We use the JMH benchmarking library [16] from OpenJDK to benchmark Scala code.

Evaluating linear-time behavior via lexing a and a^*b. To evaluate the impact of memoization on lexing performance, we first consider a simple grammar with two rules, $r_1 = a$ and $r_2 = a^*b$, as in [19]. This grammar is adversarial for naive maximal-munch lexers: when the input string contains only 'a's, computing the longest match for r_2 requires consuming the entire remaining input to ensure that no 'b' occurs at the end. As a result, naive lexing exhibits quadratic time complexity. Although such grammars rarely appear in compiler lexers, they are relevant in the context of uniform tokenization, where rules are part of the input. In such settings, adversarial grammars can be used to mount denial-of-service attacks on lexers yet they are not difficult to encounter: the issues would also arise in a lexer having one rule for digits, $r_1 = digit$, and one for real number constants, $r_2 = digit^* \,.\, digit$.

Figure 4 compares lexing times for strings of 'a's up to 50 000 characters using flex [25], Coqlex [23], Verbatim++ [11], and ZipLex. Both flex and Coqlex exhibit quadratic behavior on this grammar. Verbatim++ stack overflows

[4] https://github.com/epfl-lara/stainless/tree/d89c8eccaf0261f8be348bee7ffa6f5a3c1c5ca6

beyond 85 000 characters. Figure 6 (right) shows ZipLex's performance in the same setting (with larger files), experimentally confirming the linear complexity.

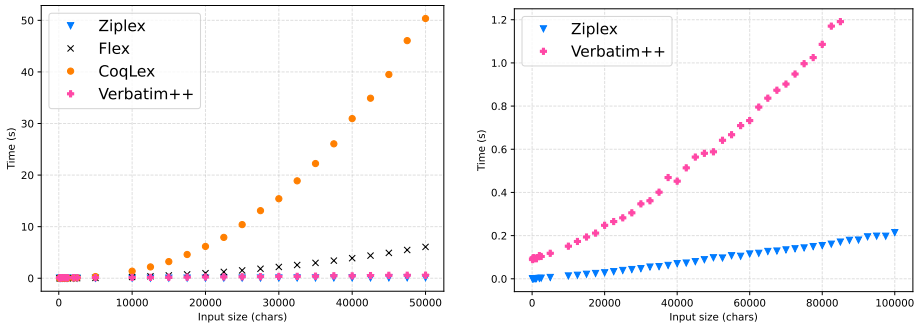

Fig. 4. Lexing time with grammar rules $r_1 = a$ and $r_2 = a^*b$, on strings of as of sizes ranging from 100 to 50K (or 100K), for lexers Ziplex, flex, Coqlex, and Verbatim++.

Evaluating printable sequences on JSON lexing and sorting. We next evaluate ZipLex on the JSON object-sorting application presented in Section 2. We focus on the cost of enforcing separability through the R-Path predicate.

Figure 5 (left) compares lexing alone with lexing followed by instantiating a PrintableTokens wrapper, which computes the R-Path predicate *sep*. In both cases, memoization is enabled. The results show that the overhead of computing *sep* is small. This is partly explained by the fact that the derivative cache is already populated during lexing. In practice, we expect PrintableTokens to be instantiated immediately after lexing, making effective reuse of the cache and keeping the overhead low.

Using PrintableTokens provides a significant performance benefit when slicing and recombining token sequences. Figure 5 (right) compares recombining slices represented as PrintableTokens with recombining plain token sequences followed by recomputing the *sep*. Concatenating two PrintableTokens instances requires only a constant-time check of $sep(t_1, t_2)$ at the boundary (Section 3.4), since *sep* is maintained as a statically verified invariant. Consequently, recombining slices is linear in the number of *slices*, whereas recomputing *sep* is linear in the number of *tokens*. These results illustrate that combining static guarantees with lightweight runtime checks, as done by PrintableTokens, provides an effective way to obtain verified and efficient programs. The right plot of Figure 5 also shows that concatenation of large Sequences is efficient, confirming the suitability of this data structure for runtime use.

Performance comparison of JSON lexers. We compare ZipLex against other verified and unverified JSON lexers using the benchmark inputs from the Coqlex evaluation [23]. We reuse the benchmarking infrastructure released with that work [22], combined with our own infrastructure, to compare ZipLex

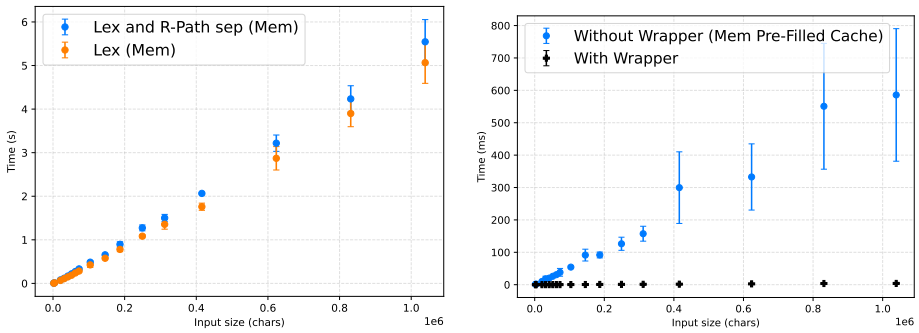

Fig. 5. *Left:* Comparison between lexing and computing R-Path `sep` on the sequence of tokens (instantiating PrintableTokens with the obtained tokens) against lexing only, both using memoization. *Right*: Comparison between recombining slices as instances of PrintableTokens and creating a sequence and computing the R-Path `sep`.

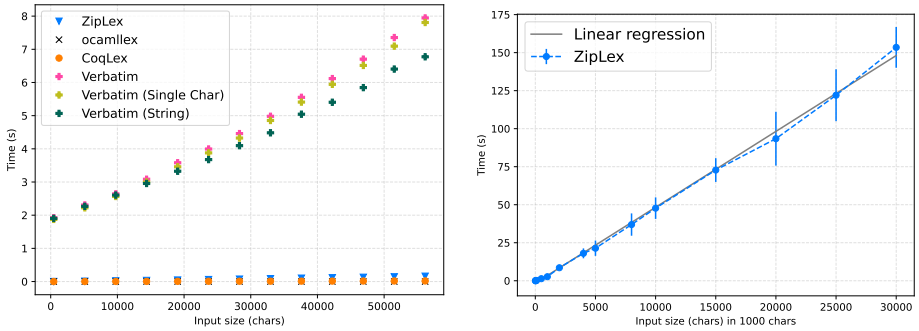

Fig. 6. Left: JSON lexers performance comparison; x-axis shows the length of input files in number of characters; y-axis shows the time in seconds to lex the input file; comparison between ZipLex, Coqlex, OCamllex, and variants of Verbatim++. Right: ZipLex lexing time with grammar $r_1 = a$ and $r_2 = a^*b$, on strings of as of sizes ranging from 10K to 30M of characters, with a linear regression of degree 1.

with Coqlex [23], Verbatim++ [12], OCamllex (the official lexer generator for OCaml)[5], and two additional Verbatim++ variants from [23]. All lexers are formally verified except for OCamllex (but none verifies invertibility). The benchmark consists in lexing each file and measuring total execution time. Results are shown in Figure 6 (left). Unlike Verbatim++, which relies on a transformation from regular expressions to DFAs and incurs a fixed preprocessing overhead of approximately two seconds, ZipLex's zipper-based matching and memoization introduce no such upfront cost. ZipLex is approximately 8× slower than Coqlex, while remaining two orders of magnitude faster than Verbatim++.

[5] https://ocaml.org/manual/5.3/lexyacc.html

We argue that ZipLex's performance is acceptable given its design goals. In addition to correctness guarantees with respect to regular expressions and longest match semantics, ZipLex provides invertible lexing and supports arbitrary alphabets, offering greater flexibility than existing verified lexers, as well as guaranteed linear behavior in the input length thanks to verified memoization.

9 Data Availability Statement

This paper is accompanied by a Scala SBT build project. The project includes the full implementation of the lexer, the regular expression matching engine, and the memoization framework—including the mutable hash map implementation (and a copy of the LongMap implementation [6]) together with all k-inductive specifications and lemmas. The entire project verifies using Stainless. The project also contains the benchmark code to reproduce our performance evaluation, as well as scripts to run the evaluation and analyze the resulting data. The paper is also accompanied by SMT-LIB files generated by Stainless during verification, which can be used as a source of benchmarks for expressive categories of SMT competitions.

References

1. Jonathan Immanuel Brachthäuser, Tillmann Rendel, and Klaus Ostermann. Parsing with first-class derivatives. In *Proceedings of the 2016 ACM SIGPLAN International Conference on Object-Oriented Programming, Systems, Languages, and Applications*, OOPSLA 2016, page 588–606, New York, NY, USA, 2016. Association for Computing Machinery.
2. Janusz A Brzozowski. Derivatives of regular expressions. *Journal of the ACM (JACM)*, 11(4):481–494, 1964.
3. Mario Bucev, Samuel Chassot, Simon Felix, Filip Schramka, and Viktor Kunčak. Formally Verifiable Generated ASN.1/ACN Encoders and Decoders: A Case Study. In Krishna Shankaranarayanan, Sriram Sankaranarayanan, and Ashutosh Trivedi, editors, *Verification, Model Checking, and Abstract Interpretation*, pages 185–207, Cham, 2025. Springer Nature Switzerland.
4. Mario Bucev and Viktor Kuncak. Formally verified quite OK image format. In Alberto Griggio and Neha Rungta, editors, *22nd Formal Methods in Computer-Aided Design, FMCAD 2022, Trento, Italy, October 17-21, 2022*, pages 343–348. IEEE, 2022.
5. Roderic Geoffrey Galton Cattell. Formalization and automatic derivation of code generators. Technical report, Carnegie-Mellon University, Dept. of Computer Science, 1978.
6. Samuel Chassot and Viktor Kunčak. Verifying a realistic mutable hash table. In Christoph Benzmüller, Marijn J.H. Heule, and Renate A. Schmidt, editors, *Automated Reasoning*, page 304–314, Cham, 2024. Springer Nature Switzerland.
7. Agnishom Chattopadhyay, Angela W. Li, and Konstantinos Mamouras. Verified and Efficient Matching of Regular Expressions with Lookaround. In *Proceedings of the 14th ACM SIGPLAN International Conference on Certified Programs and Proofs*, CPP '25, pages 198–213, New York, NY, USA, January 2025. Association for Computing Machinery.

8. Pierce Darragh and Michael D. Adams. Parsing with zippers (functional pearl). *Proc. ACM Program. Lang.*, 4(ICFP):108:1–108:28, 2020.
9. Romain Edelmann. *Efficient Parsing with Derivatives and Zippers*. PhD thesis, EPFL, 2021.
10. Romain Edelmann, Jad Hamza, and Viktor Kunčak. Zippy LL(1) parsing with derivatives. In *Proceedings of the 41st ACM SIGPLAN Conference on Programming Language Design and Implementation*, PLDI 2020, page 1036–1051, New York, NY, USA, 2020. Association for Computing Machinery.
11. Derek Egolf, Sam Lasser, and Kathleen Fisher. Verbatim: A Verified Lexer Generator. In *2021 IEEE Security and Privacy Workshops (SPW)*, pages 92–100, San Francisco, CA, USA, May 2021. IEEE.
12. Derek Egolf, Sam Lasser, and Kathleen Fisher. Verbatim++: verified, optimized, and semantically rich lexing with derivatives. In *Proceedings of the 11th ACM SIGPLAN International Conference on Certified Programs and Proofs*, page 27–39, Philadelphia PA USA, January 2022. ACM.
13. Simon Guilloud and Clément Pit-Claudel. Verified and optimized implementation of orthologic proof search. In Ruzica Piskac and Zvonimir Rakamaric, editors, *Computer Aided Verification - 37th International Conference, CAV 2025, July 23-25, 2025, Proceedings, Part III*, volume 15933 of *Lecture Notes in Computer Science*, pages 130–152, Zagreb, Croatia, 2025. Springer.
14. Jad Hamza, Nicolas Voirol, and Viktor Kuncak. System FR: formalized foundations for the Stainless verifier. *Proc. ACM Program. Lang.*, 3(OOPSLA):166:1–166:30, 2019.
15. Gérard Huet. The zipper. *Journal of functional programming*, 7(5):549–554, 1997.
16. Java microbenchmark harness (JMH). https://github.com/openjdk/jmh. Retrieved 25 January 2026.
17. Xavier Leroy. *The CompCert C verified compiler: Documentation and user's manual*. report, Inria, December 2024. Pages: 1.
18. Xavier Leroy, Sandrine Blazy, Daniel Kästner, Bernhard Schommer, Markus Pister, and Christian Ferdinand. CompCert - A Formally Verified Optimizing Compiler. In *ERTS 2016: Embedded Real Time Software and Systems, 8th European Congress*, pages 0, 0, Toulouse, France, January 2016. SEE, HAL.
19. Angela W. Li and Konstantinos Mamouras. Efficient algorithms for the uniform tokenization problem. *Proceedings of the ACM on Programming Languages*, 9(OOPSLA1):1492–1518, April 2025.
20. Ravichandhran Madhavan, Sumith Kulal, and Viktor Kuncak. Contract-based resource verification for higher-order functions with memoization. *SIGPLAN Not.*, 52(1):330–343, January 2017.
21. Tobias Nipkow. Verified lexical analysis. In Jim Grundy and Malcolm Newey, editors, *Theorem Proving in Higher Order Logics*, page 1–15, Berlin, Heidelberg, 1998. Springer.
22. Wendlasida Ouedraogo, Gabriel Scherer, and Lutz Strassburger. Coqlex artifact gitlab repository. https://gitlab.inria.fr/wouedrao/coqlex/-/tree/master/Comparison/JSON?ref_type=heads, December 2023.
23. Wendlasida Ouedraogo, Gabriel Scherer, and Lutz Strassburger. Coqlex: Generating formally verified lexers. *The Art, Science, and Engineering of Programming*, 8(1):3–1, 2023.
24. Scott Owens, John Reppy, and Aaron Turon. Regular-expression derivatives reexamined. *Journal of Functional Programming*, 19(2):173–190, 2009.
25. Vern Paxson and Michael Despain. Flex: A fast lexical analyzer generator. *USENIX association*, 13(4):141–140, 1991.

26. Aleksandar Prokopec and Martin Odersky. Conc-trees for functional and parallel programming. In Xipeng Shen, Frank Mueller, and James Tuck, editors, *Languages and Compilers for Parallel Computing - 28th International Workshop, LCPC 2015, Raleigh, NC, USA, September 9-11, 2015, Revised Selected Papers*, volume 9519 of *Lecture Notes in Computer Science*, pages 254–268. Springer, 2015.
27. Aarne Ranta. *Grammatical Framework: Programming with Multilingual Grammars*. CSLI Publications, Stanford, 2011. ISBN-10: 1-57586-626-9 (Paper), 1-57586-627-7 (Cloth).
28. Tillmann Rendel and Klaus Ostermann. Invertible syntax descriptions: unifying parsing and pretty printing. *SIGPLAN Not.*, 45(11):1–12, September 2010.
29. Thomas W. Reps. "maximal-munch" tokenization in linear time. *ACM Trans. Program. Lang. Syst.*, 20(2):259–273, 1998.
30. Noé De Santo, Aurèle Barrière, and Clément Pit-Claudel. A Coq mechanization of JavaScript regular expression semantics. *Proc. ACM Program. Lang.*, 8(ICFP):1003–1031, 2024.
31. Ian Erik Varatalu, Margus Veanes, and Juhan Ernits. Re#: High performance derivative-based regex matching with intersection, complement, and restricted lookarounds. *Proceedings of the ACM on Programming Languages*, 9(POPL):1–32, 2025.

A Regular Expression Engine: Additional Details

This appendix complements Section 4 with additional definitions and proof-oriented details.

A.1 Definition and Implementation

As mentioned in Section 2, the alphabet is arbitrary and defined by a type parameter. We call elements of the alphabet *characters* and call *strings* ordered sequences of characters.

Regular expressions are defined by the usual constructs: *EmptyExpr* for ϵ, *EmptyLang* for $\emptyset$, *ElementMatch(a)*, *Union*, *Concat*, and *Star*. We use λ to denote the empty string.

The function $matchR(r, s)$ decides membership in the language of r using Brzozowski derivatives [2]. As shown by Brzozowski [2], matching a string and a regular expression is equivalent to checking for nullability (i.e., $\lambda \in L$) of its derivative: $z \in L \Leftrightarrow \lambda \in \partial_z L$, where L is the language represented by the regular expression. The derivative of a language L with respect to a character a, is a new language composed of all suffixes of words of L that start with a. Figure 7 shows the formal definition of derivatives for languages, which can be extended to regular expressions. The *matchR* function therefore computes the derivative with respect to each character and checks for nullability.

The engine also provides *findLongestMatch*, which computes the longest prefix of a string matched by r. While it could be implemented by testing all prefixes with *matchR*, our implementation traverses the input once and stops early when the current derived expression becomes equivalent to $\emptyset$, thus computing at most

$$\begin{aligned}\partial_a L &= \{z \mid a :: z \in L\}\\ \partial_\lambda L &= L\\ \partial_{a::z} L &= \partial_z(\partial_a L)\end{aligned}$$

Fig. 7. Definition of Brzozowski's derivatives where a is a character, z and λ are strings, and L is a language.

one derivative per input character. If no prefix matches, the empty string is returned. We do not need to handle nullable rules, as lexer rules are required to be non-nullable.

Specification. We encode an executable specification *matchRSpec* for *matchR* (Appendix Section B.2) and prove the equivalence:

$$\forall r, s: \ \mathit{matchR}(r, s) = \mathit{matchRSpec}(r, s).$$

See Section B.3 for additional detail on the zipper representation and its derivative operations.

Figure 2 shows our zipper representation. Intuitively, a Context represents a concatenation (e.g., $\mathit{Context}(r_1, r_2, r_3, r_4)$ corresponds to $r_1 \cdot (r_2 \cdot (r_3 \cdot r_4)))$, and a zipper represents a union of such contexts. The matching function *matchZ* follows the same structure as *matchR*: it derives with respect to each character and checks nullability.

Specification. Zipper-based matching is designed as a drop-in replacement for regular expression matching and is specified by:

$$\forall s, r, z: \ \mathit{unfocus}(z) = r \implies \mathit{matchR}(r, s) = \mathit{matchZ}(z, s).$$

We proved this equivalence in Stainless.

A.2 Ziplex Design

Figure 9 shows the Algebraic Data Type (ADT) definition for tokens. In addition to its semantic value, a token also contains the *rule* that produced it, a *size* which corresponds to the length of the string originally consumed, and a ghost value of the original string (used in the proof but erased at run time). The token class maintains an invariant stating that applying the back transformation to the semantic value gives back the original string, and that the size is consistent. Finally, the token class provides a method computing this original string at runtime.

Rule definitions: One lexer rule is composed of a regular expression, a user-defined name (a *tag*), a flag indicating whether the rule is for a "separator" token or not (Section A.4), and a semantic value transformation defined at the previous step. Figure 9 shows ADT definitions as Scala case classes for rules. Section 4 details the regular expression implementation and verification. At this step, users

```
case class IntegerValue(value: BigInt, text: List[Char]) extends TokenValue:
object IntegerValueUtils:
  @pure def charToBigInt(c: Char): BigInt = c match
    case _ if c == '1' ⇒ 1 // up to 9
    case _ ⇒ 0
  @pure def charsToBigInt(l: List[Char], acc: BigInt = 0): BigInt =
    if l.isEmpty then acc else charsToBigInt(tl, acc * 10 + charToBigInt(hd))
      }
case object IntegerValueInjection:
  def toValue(v: Sequence[Char]): TokenValue =
    val list = v.efficientList
    IntegerValue(IntegerValueUtils.charsToBigInt(list), list)
  def toCharacters(t: TokenValue): Sequence[Char] = t match
    case IntegerValue(_, text) ⇒ seqFromList(text)
    case _ ⇒ emptySeq()
val injection: TokenValueInjection[Char] = TokenValueInjection(toValue, toCharacters)
```

Fig. 8. Token semantic value for JSON integer literal along with the injective transformation function.

```
case class Rule[C](regex: Regex[C], tag: String, isSep: Boolean, trsfm: TokenValueInjection[C])
case class Token[C](value: TokenValue, rule: Rule[C], size: BigInt, @ghost orgnlChars: List[C]):
  require(!orgnlChars.isEmpty)
  require(orgnlChars == rule.trsfm.toChars(value).list)
  require(size == orgnlChars.size)
def lex[C: ClassTag](rules: List[Rule[C]], input: Sequence[C]): (Sequence[Token[C]], Sequence[C])
def print[C: ClassTag](v: Sequence[Token[C]]): Sequence[C]
```

Fig. 9. ADT definitions for tokens and rules of the lexer framework. Signature of the *lex* function.

then define the regular expressions for the rules. The available constructs include the usual single element of the alphabet, concatenation, union, and Kleene star. Figure 10 shows the regular expression and rule definition for integer-literal value tokens. Note that the regular expression definition uses user-defined syntactic sugar functions for readability.

```
def intRe: Regex[Char] = opt('−'.r) ~ ('0'.r.+ | anyOf("123456789") ~ anyOf("0123456789").∗)
val integerLiteralRule = Rule(r=intRe, tag="integerLiteral", isSep=false,
trnsfm=IntegerValueInjection.injection)
```

Fig. 10. Rule definition for integer literal in the JSON lexer. The regular expression is expressed using user-defined syntactic sugars.

Rule priorities: Users group rules in a list whose ordering defines the rule priorities (closer to the head of the list means higher priority).
Rule validation and lexing: at this point the lexer is ready to lex. For Stainless to accept the code, users need to ensure that no regular expression is nullable and that the tags are unique.

Other printing functions are presented in Section A.4.

A.3 Formal Specification of Lexer with Maximal Munch Policy

The correctness specification for ZipLex is the maximal munch principle, or longest match semantic, first mentioned in [5]. In lexical analysis, this principle states that each produced token should be the longest possible given the input string and the rules. We give the Stainless formalism of the longest match semantic in Figure 11. This theorem states that, for a given tokenization, either no tokens are produced, or the first token $t = \boxed{\texttt{z}}$ is produced by a given rule r; in the latter case, no rules with a smaller index match another prefix z' with $z.size \leq z'.size$, and no other rule matches a prefix z'' with $z.size < z''.size$. In other words, no rules match a longer prefix than the one produced, and no other rule with a smaller index matches the produced prefix. This theorem proves that the *lex* function follows the maximal munch specification for the first token and, given the recursive nature of the lexer, proves that it follows this specification for all tokens.

A.4 Simple Approach: Separator Tokens

For completeness, we also present a simple yet restrictive approach for ensuring separability. The approach introduces two different classes of tokens, *separator tokens* and *non-separator tokens*. We design those classes such that interleaving them in a sequence of tokens then avoids tokens collapsing. This is achieved by restricting the characters each class can use in regular expressions. The set of

```
def theoremLexSoundFirstChar[C](
    rules: List[Rule[C]],
    input: List[C], suffix: List[C],
    tokens: List[Token[C]],
    r: Rule[C], otherR: Rule[C], otherP: List[C]): Unit = {
  require(rules.contains(r) && rules.contains(otherR))
  require(lex(rules, input) == (tokens, suffix))
  require(tokens.isEmpty || tokens.head.characters.size ≤ otherP.size)
  require(tokens.isEmpty || tokens.head.tag == r.tag)
  require(tokens.isEmpty || tokens.head.isSeparator == r.isSeparator)
  require(ListUtils.isPrefix(otherP, input))
  require(r != otherR)
  // ...
} ensuring:
    if (ListUtils.getIndex(rules, otherR) < ListUtils.getIndex(rules, r))
    then !matchR(otherR.regex, otherP)
    else tokens.size > 0 && otherP.size ≤ tokens.head.characters.size ||
        !matchR(otherR.regex, otherP)
```

Fig. 11. Correctness theorem (in Stainless) for the *lex* function, expressing the longest match semantic for lexical analysis

characters used by a regular expression is defined as the set of characters that appear in an ElementMatch node within the regular expression. The restriction is that the *sets of used characters for the rules of each class must be disjoint*. In other words, characters used by separator tokens must not be used by non-separator tokens. In the case of a compiler's lexer, an example of separator tokens might be whitespace. In this case, no non-separator tokens can contain a whitespace character. We can then prove that a regular expression cannot match a string that contains one character which is not in its set.

If the rules follow this invariant, we can prove that two tokens of different classes printed next to each other will never produce a string that can be matched by any rule. More generally, we can prove that, given a sequence of tokens $ts = t_1, t_2, \ldots, t_n$ and $s = s_1 ::: s_2 ::: \cdots ::: s_n$ the string obtained when printing it, if t_1 and t_2 each belong to a different class, the longest prefix of the string s matched by any rule cannot be longer than s_1. Indeed, we can extract the string $s_1 ::: s_2(0)$ from s, and as t_1 and t_2 belong to different classes, their rules' regular expressions use disjoint sets of characters. The string $s_1 ::: s_2(0)$ contains characters belonging to separator and non-separator rules. Therefore, no rules can match a string starting with $s_1 ::: s_2(0)$, and thus the longest prefix matched by any rule can only be s_1. Using these lemmas, we can prove that $lex(print(ts)) = ts$ if ts is an interleaving of separator and non-separator tokens.

In practice, maintaining this invariant might result in storing unnecessary separators, so we also propose another approach where separator tokens are ignored, that is, we compare token sequences modulo separator tokens. To simplify

working such such token sequences, we implement a printing function that inserts a given separator token in between all tokens from the sequence to print, called *printWithSep*. We prove $lex(printWithSep(ts)) = ts'$ where ts and ts' are equal up to separator tokens. We also evaluated a version *printWithSepWhenNeeded* that inserts the separator token only if it is strictly needed. However, to determine if a separator token is needed, it tries to lex the string without inserting the separator token and compares it to the input, which is possibly less efficient than desired.

Separator tokens are usable when the lexical syntax reserves a special character to be used for a separator, such a null character that cannot be present as part of tokens. In a lexer for a typical programming language, however, it is common to include token classes such as string literals, which contain most characters of the input alphabet. This makes the above definition, which does not examine the order of characters within a token, inappropriate, justifying a more flexible approach that we describe in the main body of the paper (Section 3.4).

B Regular Expression Matching Engine Performance Evaluation

We evaluate the regular expression engine, both the naive and the zipper-based implementations, using List and Sequence, as well as with and without memoization. To evaluate the matching engine, we use a regular expression from one of the example lexers we build for Amy, namely, the single-line comment regular expression. This regular expression matches all strings that start with `"//"` and do not contain newline characters, or formally $r = \texttt{/} \cdot \texttt{/} \cdot \Sigma_1^*$. We call the match function with this regular expression and randomly generated valid comment strings of varying length, from 5 to 120, in steps of 5. We compare the naive derivative-based matching, using List and Sequence, with and without memoization to zipper-based matching, also using List and Sequence, with and without memoization. Figure 12 shows the results. First, we note that matching regular expressions with naive Brzozowski derivatives exhibits experimentally a quadratic complexity in the length of the input string (left plot), whereas the zipper-based implementation is empirically linear. We can see that using Sequence or List does not make a significant difference (right plot). Indeed, the matching algorithm traverses the string from left to right, which is also efficient using linked lists. The real benefit of Sequence is seen when slicing and concatenating, which happens during the lexing process. On the other hand, memoization significantly increases performance (right plot), improving it by a factor of around 70.

B.1 R-Path Based Predicate

Injection Figure 13 shows the definition of the Injection construct added to Stainless library.

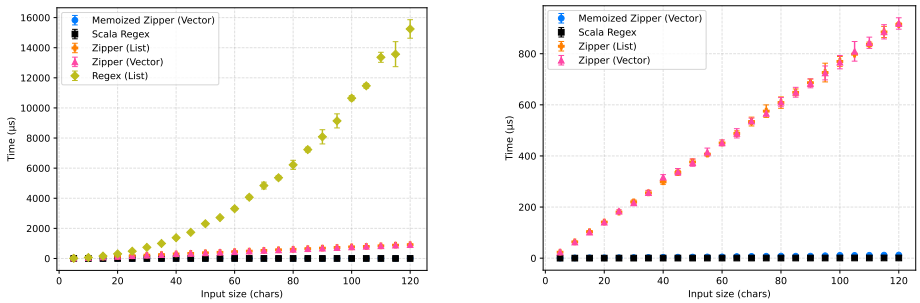

Fig. 12. Matching of single-line comments of size N. Both plots show the same operations, but some omit the slowest matching functions for better visibility.

```
def semiInverse[X, Y](f: X ⇒ Y, g: Y ⇒ X): Boolean =
  Forall((y: Y) ⇒ f(g(y)) == y)
case class Injection[A, B](f: A ⇒ B, witness: B ⇒ A):
  require(semiInverse(witness, f)) // witness(f(a)) == a
  def apply(a: A): B = f(a)
  @ghost def lemmaInv(): Unit = {}.ensuring(_ ⇒ semiInverse(witness, f))
```

Fig. 13. Definition of the new Injection construct. In the token transformation case, f is *transform* and witness is *charsOf*.

PrintableTokens abstract type Figure 14 shows the Scala definition of *PrintableTokens*.

B.2 *matchR* Specification

The specification of *matchR* is the following:

$$
\begin{aligned}
match(\epsilon, s) &\iff s = \lambda \\
match(\emptyset, s) &\iff false \\
match([\![a]\!], s) &\iff s = "a" \\
match(r_i^*, s) &\iff (s = \lambda) \vee \\
&\qquad (\exists (s_1, s_2) \mid s = s_1 \mathbin{++} s_2 \ \wedge \ match(r_i, s_1) \ \wedge \ match(r_i^*, s_2)) \\
match(r_1 + r_2, s) &\iff match(r_1, s) \ \vee \ match(r_2, s) \\
match(r_1 \cdot r_2, s) &\iff \exists (s_1, s_2) \mid s = s_1 \mathbin{++} s_2 \ \wedge \ match(r_1, s_1) \ \wedge \ match(r_2, s_2)
\end{aligned}
$$

B.3 Zipper Optimization - Depth

In this section, we explore the Zipper optimization described in Section 4.2.

In general, the zipper proposed by Huet [15] is a technique to traverse a tree-like data structure more efficiently. In particular, the main idea is to be able to

```
case class PrintableTokens[C](rules: List[Rule[C]], tokens: Vector[Token[C]]):
  require(!rules.isEmpty)
  require(Lexer.rulesInvariant(rules))
  require(Lexer.rulesProduceEachTokenIndividually(rules, tokens))
  require(Lexer.separableTokens(tokens, rules))
  def size: BigInt = tokens.size
  def print(): Vector[C] = { // ...
  }.ensuring(res ⇒ Lexer.lex(rules, res) == (tokens, Vector.empty[C]))
  def append(other: PrintableTokens[C]): Option[PrintableTokens[C]] = {
    require(rules == other.rules)
    if (Lexer.separableTokensPredicate(tokens.last, other.tokens.head, rules)) then
      Some(PrintableTokens(rules, tokens ++ other.tokens))
    else None()
  }.ensuring(res ⇒ res.isEmpty ||
    (res.get.rules == rules && res.get.tokens == tokens ++ other.tokens &&
    res.get.print() == this.print() ++ other.print()))
  def slice(from: BigInt, to: BigInt): PrintableTokens[C] = {
    require(0 ≤ from && from ≤ to && to ≤ tokens.size) // ...
  }.ensuring(res ⇒ res.rules == rules && res.tokens == tokens.slice(from, to))
```

Fig. 14. *PrintableTokens* token sequence abstraction that maintains *sep* property on successive elements of the sequence. Also shown are operations `append` and `slice` that maintain the invariant.

move the "focus" to any node, as opposed to only the root node in a traditional tree-like data structure. For a binary tree, for example, a corresponding zipper is composed of a focus in the form of a binary tree (the subtree starting at the focused node) and a context that contains the information to reconstruct the original tree. More specifically, the context contains the nodes encountered when traversing from the root to the focused node and the neighbor subtrees that are not visited. Zippers offer an operation that reconstructs the original tree from a focused subtree and its context.

This pattern is interesting for the derivative operation that traverses potentially large tree-like structures of regular expressions. With zippers, instead of having to call constructors after recursive calls, these are pushed to contexts.

Figure 2 shows the zipper representation we use in our regular expression engine.

In our zipper implementation, focus nodes are always implicit EmptyExprs. Also, the context is always the right neighbor and the parents of the current focus. We can restrict our zippers to this format because the focus moves only along the recursive structure of Brzozowski's derivatives. We do not further develop the justification for this structure in this work, as [9] explains it in depth. As explained in Section 4.2, intuitively, contexts represent concatenations of their regular expressions: $\mathit{Context}(r_1, r_2, r_3, r_4)$ is equivalent to $r_1 \cdot (r_2 \cdot (r_3 \cdot r_4))$. Zippers represent unions of contexts: $\mathit{Set}(c_1, c_2, c_3)$ is equivalent to $r_{c_1} + (r_{c_2} + r_{c_3})$ where r_{c_1}, r_{c_2}, and r_{c_3} are the regular expressions corresponding to each context.

The *focus* function creates a zipper from any regular expression, and its *ghost* inverse *unfocus* reconstructs a regular expression from a zipper. Their signatures are shown in Figure 2. *unfocus* is *ghost* because it has to work on a list of contexts, and not a set, to allow inductive reasoning about it. Note that *focus* ensures that the produced zipper can be unfocused to the same regular expression. This is not true in the other direction: the zipper $Set(Context(r_1, r_2), Context(r_3, r_4))$ would be *unfocused* to $(r_1 \cdot r_2) + (r_3 \cdot r_4)$ and $focus((r_1 \cdot r_2) + (r_3 \cdot r_4)) = Set(Context((r_1 \cdot r_2) + (r_3 \cdot r_4)))$. One should then note that *unfocus* is not injective, meaning that there exist multiple zippers that are *unfocused* to the same regular expression. On the other hand, *focus* is injective.

```
def derivStepZUp[C](context: Context[C], a: C): Zipper[C] = // ...
def derivStepZDown[C](expr: Regex[C], context: Context[C], a: C): Zipper[C] = // ...
def derivStepZ[C](z: Zipper[C], a: C): Zipper[C] = z.flatMap(c ⇒
derivStepZUp(c, a))
def matchZ[C](z: Zipper[C], input: List[C]): Boolean =
  if (input.isEmpty) nullableZipper(z) else matchZ(derivStepZ(z, input.head), input.tail)
```

Fig. 15. Brzozowski derivatives on zippers, and matching function for zippers.

The derivation operation on zippers is implemented in two separate phases. derivationUp takes a context and moves the focus up as long as the focused expression is nullable, i.e., visits all regular expressions that can be reached without consuming a character from the input. The derivationDown phase moves the focus down the regular expressions, following a structure similar to the Brzozowski derivative. When reaching a leaf, it returns either a new zipper with the context in case the leaf is the right character, or an empty set. The empty set is used to represent the zipper matching the empty language. The derivative function signatures are shown in Figure 15. The matching function for zippers *matchZ* follows the same algorithm defined for regular expression in Section 4.1 and is also shown in Figure 15.

B.4 Performance: Additional Results

Figure 16 shows additional performance analysis results.

B.5 Verification Effort: Verification Performance

Figure 16 shows the distribution of VCs by solving time.

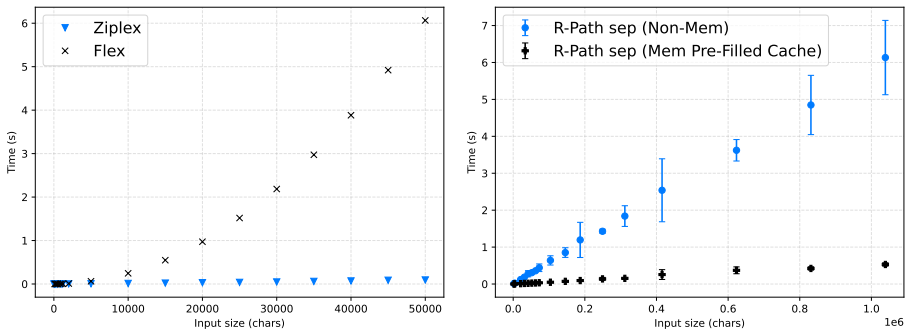

Fig. 16. Lexing time with grammar rules $r_1 = a$ and $r_2 = a^*b$, on string of as of sizes ranging from 100 to 50K (or 100K), for lexers Ziplex, and flex (left). Comparison of R-Path `sep` computations with and without memoization, where memoization uses a pre-filled cache as if it was used to lex the same tokens (right).

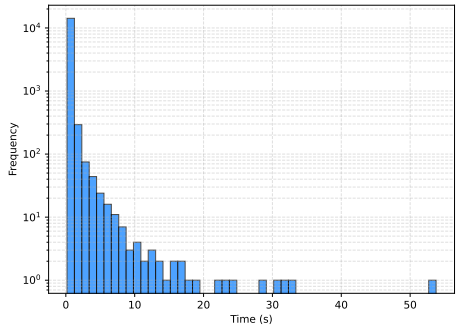

Fig. 17. Distribution of verification time for verification conditions with 100 buckets; the y-axis uses a logarithmic scale;