

Real-World Usability of Vulnerability Proof-of-Concepts: A Comprehensive Study

Wenjing Dang, Kaixuan Li, *Member, IEEE*, Sen Chen, *Member, IEEE*, Zhenwei Zhuo, Lyuye Zhang, *Member, IEEE*, and Zheli Liu, *Member, IEEE*

Abstract—The Proof-of-Concept (PoC) for a vulnerability is crucial in validating its existence, mitigating false positives, and illustrating the severity of the security threat it poses. However, research on PoCs significantly lags behind studies focusing on vulnerability data. This discrepancy can be directly attributed to several challenges, including the dispersion of real-world PoCs across multiple platforms, the diversity in writing styles, and the difficulty associated with PoC reproduction. To fill this gap, we conduct the first large-scale study on PoCs in the wild, assessing their report availability, completeness, reproducibility. Specifically, 1) to investigate PoC reports availability for CVE vulnerability, we collected an extensive dataset of 470,921 PoCs and their reports from 13 platforms, representing the broadest collection of publicly available PoCs to date. 2) To assess the completeness of PoC report at a fine-grained level, we proposed a component extraction method, which combines pattern-matching techniques with a fine-tuned BERT-NER model to extract 9 key components from PoC reports. 3) To evaluate the effectiveness of PoCs, we recruited 8 participants to manually reproduce 150 sampled vulnerabilities with 32 vulnerability types based on PoC reports, enabling an in-depth analysis of PoC reproducibility and the factors influencing it. Our findings reveal that 78.9% of CVE vulnerabilities lack available PoCs, and existing PoC reports typically miss about 30% of the essential components required for effective vulnerability understanding and reproduction, with various reasons identified for the failure to reproduce vulnerabilities using available PoC reports. Finally, we proposed actionable strategies for stakeholders to enhance the overall usability of vulnerability PoCs in strengthening software security.

I. INTRODUCTION

Software security remains a critical concern in our increasingly digital world. Every year, a substantial number of vulnerabilities are disclosed to the Common Vulnerabilities and Exposures (CVE). The rise in the number of CVE entries highlights the growing challenge of cybersecurity as organizations continue to face an increasing number of threats.

Proof-of-Concept (PoC) is a demonstration that showcases the practical feasibility of a particular vulnerability. It plays a critical role not only in traditional security scenarios, such as detecting, validating, and preparing responses to security threats but also in software supply chain security. Specifically, regarding vulnerability detection, PoCs can be used to verify the actual existence of vulnerabilities to reduce false positives

of detection tools [27], [38]. Meanwhile, PoCs can be used as seeds to assist in dynamic monitoring [28], [56]. For vulnerability remediation, PoCs help developers identify the location and path of the vulnerability, facilitating the remediation process [46] and verifying whether the vulnerability fix is effective. Additionally, PoC takes an important role to play in exploitability prediction [6], [49], [41], migration attacks [18], [28], [25], etc. Recently, PoCs have become invaluable in the software supply chain security domain. Specifically, PoCs can be adapted and applied to test vulnerabilities in software components and dependencies, enabling more comprehensive security analysis and hardening of the software supply chain [13]. A deep understanding of PoC capabilities is critical for advancing software supply chain attack prevention and mitigation techniques. Overall, PoC can be used not only to confirm the existence of vulnerabilities to mitigate false positives, but also plays an important role in a variety of subsequent research scenarios.

However, significant research gaps persist in studies related to PoCs. Currently, most existing studies focus on downstream security analysis, such as exploitability prediction [6], [49], [41] and migration attacks [18], [28], [25], which rely on PoCs as input for these tasks. Additionally, although some studies focus on vulnerability or bug reports and highlight the importance of PoCs [34], [10], [5], they have not directly studied PoCs themselves. For example, Mu et al. [34] aimed to understand the vulnerability reproducibility based on CVE reports including description information and external references, which could be constituted by technical reports, blog/forum posts, or PoCs. They considered these references as the crowd-sourced vulnerability reports which contain detailed information for vulnerability reproduction. However, they did not focus on PoC and their reports written specifically for vulnerability reproduction. Therefore, a large-scale study on PoCs and their reports in the wild is still missing.

To bridge these gaps, we conducted the first large-scale study toward understanding the usability of vulnerability PoCs in the wild, assessing their report availability, completeness, and reproducibility. We are facing three challenges as follows: **C1: The Lack of Large-Scale PoC Dataset.** On the one hand, regarding academia, as previously discussed, no studies have been conducted on a large-scale dataset of PoCs and their reports in the wild. On the other hand, regarding the industry, although many PoC databases are proposed such as Exploit DB, CXSecurity, Metasploit, they are dispersed across numerous platforms (details in Section III-A), resulting in the absence of a centralized and unified PoC data source. These

Wenjing Dang and Kaixuan Li contributed equally to this work.

Wenjing Dang and Zhenwei Zhuo are with the College of Intelligence and Computing, Tianjin University, China. Kaixuan Li and Lyuye Zhang are with the Nanyang Technological University, Singapore. Sen Chen (Corresponding author) and Zheli Liu are with the Nankai University, China. (email: dangwenjing@tju.edu.cn; kaixuan.li@ntu.edu.sg; senchen@nankai.edu.cn; 3021244351@tju.edu.cn; zh0004ye@e.ntu.edu.sg; liuzheli@nankai.edu.cn)

factors combined create significant barriers to collecting and using representative PoC datasets. **C2: Diverse PoC Report Formats.** Beyond the dispersed databases, the formats of PoC reports vary widely, with many being unstructured text (details in Section IV-B). This diversity complicates the task of conducting in-depth analyses of the completeness of PoC reports, especially when attempting automated analysis of a large-scale dataset collected from diverse sources. **C3: Non-trivial Manual Efforts for Reproduction.** The primary usage of PoC and its report is for the reproduction of vulnerabilities, a critical step in demonstrating their exploitability and assessing the overall effectiveness of the PoCs. However, this reproduction process is labor-intensive and time-consuming, especially when dealing with a variety of vulnerability types.

To tackle the challenges, we systematically collected datasets of PoC and vulnerability based on a systematic literature review. We spent over 600 man-hours collecting 470,921 PoC reports from 13 available databases and 234,982 CVE entries from CVE and National Vulnerability Database (NVD) as of July 2024. 1) For all collected CVEs, we explored the availability of PoCs from our collected large-scale dataset. We further discussed the impact factors of PoC with low availability, including vulnerability types, program types, publish time, and severity of vulnerabilities, etc. 2) For all collected PoC reports, we conducted a fine-grained completeness assessment by defining key components of PoC reports and developing a component extraction method by combining pattern-matching techniques and fine-tuned BERT-NER model. 3) For vulnerabilities with PoC reports, we explored the reproducibility of PoCs and potential influencing factors by involving 8 security experts in manually reproducing 150 sampled vulnerabilities with 32 vulnerability types.

Our study unveils that 78.9% of the CVE vulnerabilities lack available PoCs, with potential causes including incorrect omission of CVE IDs in PoC reports, unavailable databases, and avoiding abuse of published attacks. Meanwhile, existing PoC reports generally lack 30% key components that are critical for vulnerability understanding and reproduction, especially for environment-setup data and trigger-related data. For vulnerability reproduction, only 28.0% (42/150) of vulnerabilities can be reproduced directly. The primary causes are environmental deployment issues and incomplete PoC reports. Strategies such as PoC information fusion across sources, Large Language Model (LLM) assisted component reasoning & error diagnosis can effectively improve the reproduction ratio to 78.7%.

In summary, we made the following main contributions:

- **PoC Empirical Study.** By using the collected PoC dataset, we conducted the first large-scale study on PoC reports in the wild. This study investigates PoC reports across three dimensions, including availability, completeness, and reproducibility to provide a comprehensive overview of the current usability status of PoCs.
- **New Tool Development.** We proposed a hybrid method for identifying key components of PoC reports, aiming to investigate the completeness of PoC reports and enhance PoC completeness by standardizing report formats.
- **Insights and Implications.** Based on the useful study results, we provided several insights that benefit multi-




Fig. 1: Example of a PoC report and its key components.

ple stakeholders, including PoC developers, maintainers, users, and researchers. We also discussed future research directions for the vulnerability PoC field to foster advancements in PoC-related research.

II. BACKGROUND AND STUDY DESIGN

A. PoC Report and Its Key Components

PoCs focus on verifying vulnerabilities for research and analysis purposes. PoC reports typically involve a small piece of code along with triggering steps to verify how the vulnerabilities can be triggered. Based on our in-depth investigation of a large number of PoC reports collected from various platforms, we define 9 “key components” in three categories for the PoC report. **Environment Deployment Information:** *Test Platform* and *Software Version* serve as crucial foundations for setting up a vulnerability deployment environment. **Vulnerability Trigger Information:** *Trigger Step* describes specific steps for a vulnerability to be triggered. If the PoC is triggered through interactive operations, we could follow the steps in *Trigger Step* to reproduce the vulnerability, and if it is triggered through code script, we would also need to follow the steps to run the *PoC Code*. *Verification Oracle* indicates that the vulnerability was successfully triggered. **Basic Information:** *Title*, *Publish Time*, *Author*, and *Reference* are important for understanding the life cycle PoC reports. Figure 1 shows an example of a PoC report, with different key components marked with distinct colors.

B. Study Design

The goal of this paper is to conduct a large-scale empirical study on vulnerability PoCs in the wild, aiming to uncover valuable insights for this critical research area. As shown in Figure 2, we first performed a systematic collection for PoC and vulnerability data in Section III. Regarding PoC data, we crawled all available PoC reports from diverse sources encompassing exploit databases (e.g., Exploit DB), vulnerability databases (e.g., Openwall), and code hosting platforms (e.g., GitHub). Regarding vulnerability data, we collected all

disclosed vulnerabilities from vulnerability databases including CVE and NVD, complemented by Common Weakness Enumeration (CWE)’s categorization.

We designed our study by exploring 3 dimensions based on the large-scale datasets of PoC reports and vulnerability data. **1) Availability** (details in Section IV-A). For all collected CVEs, our goal is to explore whether we can obtain the corresponding PoC reports from our large-scale dataset. If not, what is the status of PoC availability and the corresponding impact factors? **2) Completeness** (details in Section IV-B). For all collected PoC reports, we aim to investigate how to conduct a fine-grained completeness assessment of them. **3) Reproducibility** (details in Section IV-C). For vulnerabilities that have PoC reports, we plan to further observe the reproduction success rate of PoCs and the factors influencing it.

III. DATA COLLECTION

A. PoC Data Collection

Based on our empirical investigations, two main methods can be used to collect PoC data. The first is through PoC databases, and the second is through external references associated with CVEs. For the first method, we performed a systematic literature review (SLR) to identify available PoC databases used in top-tier Security and Software Engineering venues. Concretely, we used keywords like “PoC” and “exploit” to search papers published over the past two decades and finally obtained 32 research papers on vulnerability PoCs as an initial list. We then retained the papers in which the PoC databases they used were explicitly mentioned. After the search process and further manual screening, we retrieved 15 relevant papers that use PoC databases. Through the SLR, we initially obtained 11 PoC databases.

For the second method, our systematic observations revealed that collecting PoCs from the external references associated with CVE vulnerabilities is not feasible for the following reasons. First, the references could be constituted by technical reports, or blog/forum posts rather than a PoC. Even if the references contain PoCs, it remains challenging to identify which specific part of that reference constitutes the PoC. For example, the existing repository maintained on GitHub [45] traverses CVE’s reference and simply matches specific strings like “PoC” and “Proof-of-Concept” to identify PoCs. It would miss numerous PoC reports that do not explicitly contain such strings, like [43], [15]. Meanwhile, it would incorrectly identify the presence of PoC because many websites only mention strings like “PoC” without publishing real PoCs, like [4], [1]. Specific cases are shown in. Instead, the NVD categorizes references using various tags. To focus specifically on PoCs, we identified and used references tagged as “Exploit”. This strategy helps avoid inadvertently collecting vulnerability references that do not contain PoCs. However, the references to the “Exploit” tag span a wide range of primary domains (3,329 unique primary domains are associated with all CVE “Exploit” links), making it impractical to collect and analyze all of them. To mitigate this limitation, we crawled all of these links and traced them back to their primary sources of databases. Applying the *Pareto Principle* [19], we found that

TABLE I: PoC databases used in existing works.

Papers	Bugzilla	PHP::Bugs	P. Storm	Exploit DB	Seebug	CXSecurity	Chromium	Metasploit	Talos	Vul. Lab	Openwall	GitHub	Hunter
Bratus et al. [7]			✓					✓					
MetaSymloit [48]								✓					
Credal [53]				✓									
ZenIDS [22]					✓								
A2c [29]				✓				✓					
Xu et al. [54]				✓									
Mu et al. [34]	✓			✓							✓		
Gupta et al. [21]										✓			
Zhao et al. [59]					✓								
OCTOPOCS [28]	✓								✓				
Gramatron [40]		✓											
Paul et al. [37]							✓						
RAProducer [57]				✓									
EE [41]				✓									
Chen et al. [13]									✓				
Our study	✓	✓	✓	✓	✓	✓	✓	✓	✓	✓	✓	✓	✓
# PoCs	176,105	80,477	52,109	45,784	44,232	40,385	10,217	2,101	1,769	1,516	6,972	5,444	3,812

the top 19 sources, each was referred more than 500 times by “Exploit” links, cover 75% of the total links and expanding beyond these sources contribute minimally to our insights but consume unnecessary effort and resources. Hence, we obtained the top 19 sources as supplementary databases.

The above process based on these two methods yielded a total of 30 databases, and after removing duplicates, we obtained 21 candidate sources. Based on this, we further found that 9 ones are unavailable due to various reasons. Specifically, 3 databases have ceased maintenance, i.e., SecurityFocus, SecurityTracker, and archives.neohapsi; 5 databases, including WPScan prohibited personal collection methods like web scraping due to their commercial purposes. Ultimately, as shown in Table I, we identified 13 available PoC databases, including Red Hat Bugzilla (abbr. Bugzilla), PHP Bug Tracking System (abbr. PHP::Bugs), Packet Storm (abbr. P. Storm), Exploit Database (Exploit DB), Seebug, CXSecurity, Chromium Monorail (abbr. Chromium), Openwall, GitHub, Hunter, Metasploit, Talos, and Vulnerability Lab (abbr. Vul. Lab). We strictly adhere to the data redistribution requirement by checking the data use agreement of each database.

To automate the acquisition of PoC reports from these 13 databases, we organized a team of 5 collaborators to crawl the data synchronously. After an extensive process, we developed over 2,000 lines of Python crawler code. Through this effort, we obtained a large-scale dataset of 470,921 PoC reports. It took a total of over 600 man-hours to complete the process.

B. Vulnerability Data Collection

To observe the PoC availability of existing vulnerabilities, we collected disclosed vulnerability data from CVE, NVD, and CWE databases. We extracted all available vulnerability data, including 234,982 CVE entries from CVE and NVD as of July 2024. Each CVE entity includes CVE IDs, vulnerability types, references, products, affected versions, etc.

To further understand and analyze the characteristics of each vulnerability type and their correlation with PoCs, we gathered all available information on CWE, including descriptions, relations, applicable platforms, etc. Finally, we obtained 938

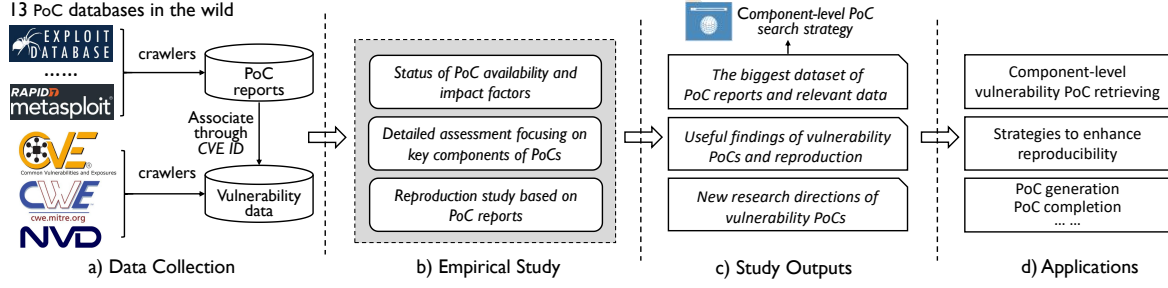


Fig. 2: Overview of our study.

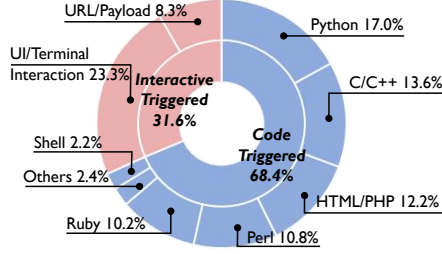
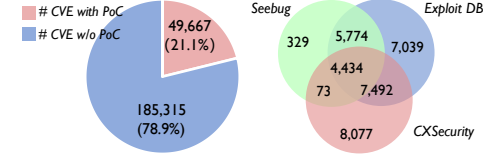


Fig. 3: Distribution of triggering forms of PoCs along with programming languages.

unique CWE IDs along with their information and all available “CVE \rightarrow CWE Mapping” listed on the NVD. After removing entries that lacked CWE IDs, we identified 226,753 CWE IDs from 166,352 CVE entries.

C. Statistical Summary of the Collected Data

We show an overview of the current state of PoC reports on some basic characteristics. 1) *Triggering forms*. *Code Triggered* and *Interactive Triggered* are the two types of triggering forms in PoC reports. We define the features of 11 code languages and 2 forms of interaction triggers based on expert experience and in-depth research, and identify the departure forms of PoCs based on the feature matching approach. As shown in Figure 3, 68.4% of the PoC reports are in the form of Code Triggered, and the top 5 programming languages are Python, C/C++, HTML/PHP, Perl, and Ruby. The remaining 31.6% are Interactive Triggered, typically providing a URL/Payload or detailing trigger steps involving UI/terminal interaction. 2) *CVE ID presence*. Figure 4a illustrates that only 18.5% (87,251/470,921) of the PoC reports in our dataset carry a CVE ID, covering 49,667 unique CVE IDs. Many PoC reports correspond to the same CVE ID. Figure 4b shows that, while the three primary sources with the most PoC reports containing CVE IDs collectively account for 64,238 PoC reports with CVE IDs, they cover only 33,218 unique ones. Our detailed analysis revealed that 4,434 PoC reports share the same CVE IDs across all three databases. 3) *PoC duplication*. We observed a notable occurrence of PoC duplication across CVE vulnerabilities. Specifically, among the 49,667 CVE vulnerabilities with associated PoCs, 51.7% (25,689/49,667) correspond one-to-one with a single PoC. In contrast, a significant number demonstrate a one-to-many relationship: 44.9% (22,314/49,667) are associated with between 2 and 5 PoCs,



(a) Distribution of CVE (b) Overlap of CVE IDs with and without PoC re-ports for all CVEs.

Fig. 4: Distribution of PoC reports by CVE IDs.

2.7% (1,357/49,667) with between 6 and 10 PoCs, and 0.6% (307/49,667) CVEs have more than 10 corresponding PoCs. This duplication is partly due to repeated submissions of PoCs and partly because a single vulnerability may have multiple potential exploitation vectors [47]. To assess the extent of PoC duplication, we computed the percentage of duplicate PoC commits at the textual level using the longest common subsequence (LCS) algorithm [44]. Among the 19,283 CVE vulnerabilities with multiple textual-form PoCs, our analysis revealed that 15.8% (3,047/19,283) involved duplicate submissions.

IV. EMPIRICAL STUDY

A. PoC Availability and Impact Factors

Previous research has highlighted a substantial lack of PoCs [49], [34]. To quantify the availability, we first measure the percentage of CVE vulnerabilities that have corresponding PoC reports and explore the potential underlying reasons in Section IV-A1. Secondly, we investigate the differences in PoC coverage among various vulnerability types, as previous research related to PoC generation [8], [56], [11], [9], [55] has often focused on specific vulnerability types, detailed in Section IV-A2. Furthermore, we also measured the impact of release time, the severity of vulnerabilities, and program types on PoC availability, discussed in Section IV-A3.

1) *Assessment of PoC Availability for CVE*: CVE ID is the identifier used to uniquely record and retrieve vulnerabilities and is widely adopted by databases, which is required when submitting PoCs in 11 of the 13 databases excluding GitHub and Openwall. Hence, to quantify how many existing vulnerabilities lack PoCs, we measured the percentage of all CVE vulnerabilities that have corresponding PoC reports in our dataset. We define and calculate the PoC coverage as

$\text{Coverage}_{\text{PoC}} = \frac{\# \text{ CVEs with PoC}}{\# \text{ CVEs}}$ by extracting the CVE IDs from the collected PoC reports. Based on our measurements, out of the 234,982 CVE entries, only 49,667 of them could find corresponding PoC reports in our dataset. $\text{Coverage}_{\text{PoC}}$ is only 21.1%, indicating about 80% CVE entries missing the corresponding PoC reports. To this end, we attempt to explore several potential factors from different perspectives.

Negligence in submission: The submission form of PoC databases is typically not mandatory, such as PoCs in GitHub and Openwall, and the lack of a checksum mechanism often results in frequent omissions or errors during the submission process. For example, a PoC report collected from CXSecurity [20] originally carried a CWE ID within the field requiring the submission of a CVE ID. It was confirmed as a PoC report pointing to CVE-2009-4143.

Synchronization delays: PoC reports may be published before their corresponding CVE IDs are assigned, but they were not updated after the CVE ID was obtained. An illustrative example involves the PoC report [17] released on CXSecurity on February 22, 2022. Its associated CVE-2022-26634 was not published until three months later, resulting in PoC reports not being updated in a timely manner.

Non-coverage of disclosed vulnerabilities: Certain vulnerabilities detailed in PoC reports may never receive CVE IDs. Reasons can include a lack of recognition of the vulnerability’s significance, absence of vendor confirmation, or oversights in the CVE assignment procedure, and some vendors maintain their own vulnerability databases and do not tend to apply for CVE IDs. This finding underscores the challenges faced by security researchers in accurately identifying PoC data due to missing or incorrect CVE IDs, which can significantly impact vulnerability management and response efforts.

Lack of maintenance of PoC data: As mentioned in Section III-A, many references tagged “Exploit” on the NVD point to websites that have ceased maintenance, indicating the potential inaccessibility of numerous PoC reports. For example, our analysis revealed that 11,222 references were directed to SecurityFocus, suggesting that over 10k PoC reports are now inaccessible due to the website maintenance discontinuation. Despite this, NVD continues to include these outdated references which significantly compromises the quality and accessibility of PoC data.

Avoiding abuse of published attacks: There are many official channels for reporting vulnerabilities, such as CVE and NVD. In contrast, PoC reports submitted to security vendors may be chosen to be withheld from disclosure. This would be due to security considerations, as some vulnerabilities cannot be fixed promptly and may still pose significant risks.

Remark: The lack of PoCs is severe, with only 21.1% PoC coverage for CVE. Potential causes include negligence in submission, synchronization delay, non-coverage of disclosed vulnerabilities, lack of maintenance of PoC data, and avoiding abuse of published attacks.

2) *Relations between PoC Coverage and Vulnerability Types:* Previous research focusing on PoC generation [8], [56], [11], [9], [55] has often concentrated on specific vulnerability

types, suggesting a potential correlation between PoC availability and these types. Therefore, we measured $\text{Coverage}_{\text{PoC}}$ across various vulnerability types. Using the aforementioned “CVE → CWE Mapping”, we categorize PoC reports and their corresponding CVE IDs based on the associated CWE IDs. Given the impracticality of discussing each vulnerability type in detail, we focus on the latest CWE Top 25 list [16].

The measurements indicate significant differences in $\text{Coverage}_{\text{PoC}}$ across vulnerability types. Table II illustrates the Top-5 and Last-5 CWE IDs regarding $\text{Coverage}_{\text{PoC}}$, which ranged from as low as 10.3% to as high as 43.8%, and highlights the discrepancy between the $\text{Coverage}_{\text{PoC}}$ for each type and the average $\text{Coverage}_{\text{PoC}}$. To explore the reasons behind the difference in $\text{Coverage}_{\text{PoC}}$ across vulnerability types, we further examined their characteristics and discussed the types of vulnerabilities with high $\text{Coverage}_{\text{PoC}}$ and those with low $\text{Coverage}_{\text{PoC}}$, respectively.

First, we start by discussing the top-5 vulnerability types with the highest $\text{Coverage}_{\text{PoC}}$, and we have identified several common characteristics: 1) *Ease of exploitation.* These vulnerabilities typically do not require sophisticated techniques to exploit, particularly in applications that lack robust input validation and sanitization mechanisms. Especially, CWE-94 (code injection) is relatively easier than CWE-77 (OS command injection) in that an attacker is only limited by the functionality of the injected language itself although both belong to injection vulnerabilities [35]. 2) *High impact.* Successful exploitation can lead to significant consequences, such as CWE-94 (Code Injection) typically leads to serious remote code execution problems, making it of high attention to researchers and attackers [32]. 3) *A wealth of extant research.* There exists a rich ecosystem of knowledge, tools, and PoCs for these vulnerabilities. This abundance facilitates the development and dissemination of PoCs by both researchers and attackers. For instance, numerous studies focus on the generation of PoC for CWE-89 (SQL Injection) [33], [26], [2], [3]. 4) *Versatility of exploit patterns.* PoCs targeting specific vulnerability types often exhibit obvious exploit patterns, especially in the trigger steps. For example, CWE-89-related PoCs typically involve similar steps and commonly used payloads (‘ OR ‘1’=‘1’, ‘ OR ‘1’=‘1’ --, ‘; DROP TABLE users; --, etc.) like bypassing authentication, commenting out code, or executing stacked queries. This recurring pattern suggests the feasibility of extracting and developing generalized PoC templates for such vulnerabilities. Integration with existing SQL injection payload databases could simplify this process [42]. These templates could significantly automate and enhance the efficiency of PoC implementation for vulnerabilities characterized by recognizable exploit patterns.

Furthermore, we discuss the last-5 vulnerability types with the lowest $\text{Coverage}_{\text{PoC}}$. We have also identified several possible reasons for this phenomenon. 1) *Configuration-specific exploitation.* PoCs of CWE-269 (Improper Privilege Management) are heavily reliant on precise system settings and permissions. These configuration dependencies necessitate the creation of highly customized PoCs, which are not easily generalized across different environments. For instance, CVE-2023-1762 and CVE-2023-2240 are both classified as CWE-

TABLE II: Coverage_{PoC} in the CWE Top 25 list, highlighting the highest/lowest five CWEs regarding Coverage_{PoC}. The arrows indicate the deviation in Coverage_{PoC} for a vulnerability type compared to the average coverage rate. ↓/↑ indicate lower/higher than the overall average.

Last-5 CWE IDs		Top-5 CWE IDs	
CWE ID	Coverage _{PoC}	CWE ID	Coverage _{PoC}
CWE-125 (Out-of-bounds Read)	10.3% (↓ 9.8%)	CWE-94 (Code Injection)	43.8% (↑ 23.7%)
CWE-77 (Command Injection)	10.7% (↓ 9.4%)	CWE-89 (SQL Injection)	38.7% (↑ 18.6%)
CWE-476 (NULL Pointer Dereference)	13.1% (↓ 7.0%)	CWE-22 (Path Traversal)	32.8% (↑ 12.7%)
CWE-269 (Improper Privilege Management)	13.3% (↓ 6.9%)	CWE-416 (Use After Free)	28.1% (↑ 8.0%)
CWE-863 (Incorrect Authorization)	14.2% (↓ 5.9%)	CWE-119 (Buffer Overflow)	27.8% (↑ 7.7%)

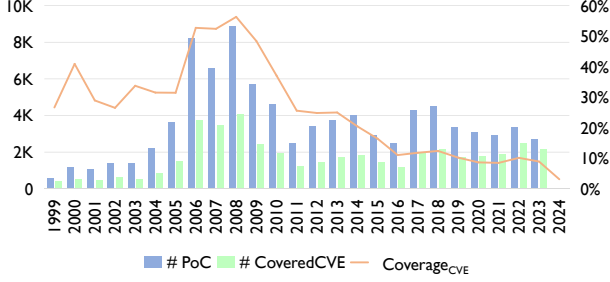


Fig. 5: Relation between PoC coverage and release time.

269 with similar vulnerability profiles. However, their PoCs differ significantly due to their reliance on specific system calls. 2) *The uncertainty of vulnerability characteristics*. Vulnerabilities like CWE-125 (Out-of-bounds Read) and CWE-476 (Null Pointer Dereference) often do not directly lead to system crashes or data corruption. Specifically, they may result in information leaks and serve as parts of more complex attack chains while isolated vulnerabilities may not pose an immediate threat. Because of the uncertainty of the trigger step and resulting consequences, writing PoCs for these vulnerabilities is non-trivial. These factors combine to influence these types, giving them a lower Coverage_{PoC}.

Remark: Coverage_{PoC} varies across vulnerability types, with the highest at 43.8% and the lowest at 10.3%. Types with high Coverage_{PoC} have the common characteristics of ease of exploitation, high impact, a wealth of extant research, and versatility of exploit patterns, such as CWE-94 and CWE-89. While those with low Coverage_{PoC} can be characterized by configuration-specific exploitation, such as CWE-269, and the uncertainty of vulnerability characteristics, such as CWE-125 and CWE-476.

3) Relations between PoC Coverage and other Aspects:

In this section, we further measured the potential relations of release time, the severity of vulnerabilities, and program types on PoC availability. 1) Release time. As shown in Figure 5, the trend in PoC coverage over the years concerning CVE publish time can be summarized into three periods: *Period of a plateau* (1999-2005), *Period of growth* (2005-2008), and *Period of contrarianism* (2008-2024). 2) Vulnerability severity. The Common Vulnerability Scoring System (CVSS) [51] serves as an open industry standard to assess vulnerability severity and guide the prioritization of response measures. To provide a comprehensive analysis, we examined both the CVSS v3.1 scoring system (including four levels: LOW, MEDIUM, HIGH, and CRITICAL) and the CVSS v2 scoring system

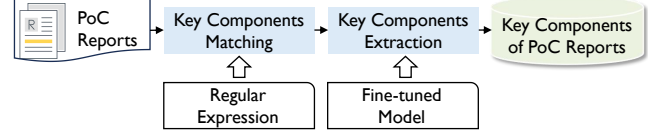


Fig. 6: Workflow of the method of component extraction.

TABLE III: Effectiveness evaluation of the method of key component extraction. # Labels refers to the number of labeled key components in the test set.

Key Component	Precision	Recall	F1-Score	# Labels
Title	0.99	0.97	0.98	480
Publish Time	0.92	1.00	0.96	1,258
Author	0.92	1.00	0.96	886
Reference	0.95	0.99	0.96	761
Test Platform	0.91	0.97	0.94	471
Software Version	0.87	1.00	0.93	2,859
Trigger Step	0.98	0.99	0.98	280
Verification Oracle	0.97	0.97	0.97	88
Overall	0.91	0.99	0.95	7,083

(including three levels: LOW, MEDIUM, and HIGH). Our in-depth analysis indicates that higher CVSS levels correlate with higher PoC coverage. Specifically, for CVSS v3.1, PoC coverage was 4.07% for LOW severity, 9.39% for MEDIUM severity, 11.27% for HIGH severity, and 13.94% for CRITICAL severity. For CVSS v2, PoC coverage was 11.47% for LOW severity, 19.36% for MEDIUM severity, and 29.69% for HIGH severity. 3) Program types. Our measurement of the top-10 open-source and closed-source vulnerability products in CVE shows no clear correlation between PoC coverage and the program types. For instance, the top 10 open-source products in CVEs have an average coverage rate of 19.72%, higher than the 10.99% coverage for closed-source products. However, many open-source products have low PoC coverage (e.g., TensorFlow at 0.50% and MySQL Server at 1.14%). Conversely, several closed-source products show high PoC coverage (e.g., iOS at 19.16% and watchOS at 16.74%).

Remark: Both the release time and the severity of a vulnerability impact PoC coverage, while whether the vulnerable product is open-source or not has no significant effect. PoC coverage over time follows a distinct trend, consisting of three main phases: the Plateau Period, the Growth Period, and the Contrarian Period.

B. PoC Report Completeness

Most existing PoC reports are formatted in unstructured plain text, which complicates the task of automatically assessing their completeness, especially within a large-scale dataset.

To enable automated completeness measurement of PoC reports, we first developed a hybrid method to identify and extract the key components within each PoC report, detailed in Section IV-B1. After converting PoC reports into structured data, we conducted a fine-grained study to measure their completeness by analyzing the availability of key components.

1) *Key Component Extraction for PoC Report*: Figure 6 shows the workflow of key component extraction, which takes PoC reports as input and outputs key components defined in Section II-A. The tool has 2 main phases, which are *Key Component Matching* and *Key Component Extraction*.

To extract key components with strict formatting patterns (i.e., *Reference*, *Trigger Step*, and *Verification Oracle*), we design regular expressions based on common formatting patterns. For example, *Reference* can be matched using URL composition rules. Pattern-matching techniques often struggle with identifying components that contain hidden semantics, especially for *Test Platform*, *Software Version*, and *Author*. Therefore, we take advantage of BERT-NET model to extract these types. Specifically, we first randomly sampled 2,400 PoC reports from our dataset, and then 3 co-authors annotated these reports using the BIO (Begin, Inside, Outside) [39] cross-labeling method. We divided these PoC reports and their labeled key components into training and test sets in an 8:2 ratio. The training set comprises 26,732 key components from 1,920 PoC reports, while the test set contains 7,083 key components from 480 PoC reports. Based on the training set, we fine-tuned the BERT-NER model to identify the remaining components. During fine-tuning, the learning rate is set to $2e-5$, the number of epochs to 10, weight decay to 0.01, and the label smoothing factor to 0.1, all of which are intended to enhance the model’s generalization capabilities.

As for the effectiveness of our tool, our goal is to determine the presence of each key component in the PoC report rather than extracting the exact component. We considered the identification successful if it identified any token within the key component. The experimental result is shown in Table III, our tool achieved a precision of 0.91, a recall of 0.99, and an F1-score of 0.95. Concretely, components with a common format, such as *Reference* (usually in URL format), or those appearing in a uniform location, such as *Title* (typically at the beginning of the PoC report), performed very well. The extraction accuracy of *Title*, *Reference*, *Trigger Step*, and *Verification Oracle* all exceeded 0.95. Key components including *Publish Time*, *Author*, *Test Platform*, and *Software Version* are more varied in format and thus relatively challenging to identify and extract. However, our tool still achieved precision above 0.87, recalls above 0.97, and F1-scores above 0.93. We believe that the current performance in extracting key components is sufficient to assess their presence and help evaluate the completeness of PoC reports.

2) *Assessment of PoC Report Completeness*: Based on the extracted key components, we further measured the completeness of PoC reports by calculating their presence. Firstly, we analyzed the presence of each key component across a large-scale dataset to determine the overall completeness of the collected PoC reports. Secondly, we compared the presence rates across different databases and examined potential

influencing factors. Thirdly, to identify ways to improve the completeness of PoC data, we investigated the possibility of cross-complementation of information in PoC reports for the same vulnerability across multiple datasets.

Presence of key components on the large-scale dataset.

The last row of Table IV shows that the average presence rate is 70.3%. Note that a subset of 14,787 PoC reports, characterized by containing multiple files within complex catalog structures and scattered text, was excluded from our analysis. This subset represents a small fraction (3.14%) of the total dataset and thereby does not substantially impact the overall results. After this exclusion, the analysis proceeded with the remaining 456,134 PoC reports. The components of the *Basic Information* category are relatively intact, with *Title*, *Author*, and *Publish Time* all having a presence rate of over 90%, and *Reference* present at almost 70%. However, the components of the *Environment Deployment Information* and *Vulnerability Trigger Information* categories have an overall low probability of existence. The *Test Platform* and *Software Version* are only present in 72.3% and 81.6%. *Trigger Step* contains the specific steps needed during reproduction and should also be detailed in the PoC report. However, it is present in only 58.0% of the cases. The component with the lowest presence is *Verification Oracle*, a crucial indicator of whether a vulnerability has been successfully triggered, appearing in only 0.8% of the overall dataset. Our analysis suggests a twofold reason. Firstly, no existing databases explicitly require the inclusion of a *Verification Oracle* as part of the submission, potentially leading to its infrequent use. Secondly, while a *Verification Oracle* can be presented in various formats such as images or videos, many databases typically limit uploads to text-only. This restriction hampers the ability of PoC authors to provide a comprehensive demonstration of vulnerability, further reducing the presence of *Verification Oracle*.

Presence of key components across different databases.

Table IV reflects that the presence of key components varies significantly among databases. The databases with the highest key component presence rates are Bugzilla (80.5%), Talos (79.7%), and Hunter (72.3%). These databases commonly feature pre-defined templates for submitting PoC reports. For instance, Bugzilla requires submitters to fill in 29 predefined fields. Specifically, the template defined by Bugzilla contains two fields “OS” and “Version”, which can be mapped into our defined key components *Test Platform* and *Software Version*. Consequently, the presence rates of these two components in Bugzilla is 100%, significantly higher than those in other databases. In contrast, the database with the lowest average presence of key components is Openwall (22.7%), which allows submissions in any format. Generally, well-defined submission templates may enhance the presence of key components in PoC reports.

We also measured how the presence of key components varies across PoC languages, program types, and CWEs. The results indicate that these factors did not have a significant impact.

Possibility of information fusion from multiple databases.

Section IV-A has elaborated that there are many instances of multiple PoC reports pointing to the same CVE, primarily

TABLE IV: Overall percentage of key components extracted from PoC reports.

Database	# PoC	Presence rate	Basic Information				Environment Deployment Information		Vulnerability Trigger Information	
			Title	Author	Publish Time	Reference	Test Platform	Software Version	Trigger Step	Verification Oracle
Red Hat Bugzilla	176,165	80.5%	100.0%	100.0%	100.0%	68.0%	100.0%	100.0%	76.2%	0.1%
Talos	1,766	79.7%	99.5%	99.5%	99.5%	99.8%	7.8%	99.8%	76.0%	55.7%
Hunter	3,812	72.3%	100.0%	99.2%	100.0%	96.4%	0.9%	100.0%	53.3%	28.4%
Exploit Database	45,471	70.2%	100.0%	100.0%	100.0%	70.7%	100.0%	58.3%	31.8%	0.5%
PHP::Bugs	80,477	69.7%	99.9%	100.0%	100.0%	26.1%	89.4%	100.0%	42.3%	0.0%
Vulnerability Lab	1,516	69.5%	100.0%	100.0%	100.0%	91.9%	1.3%	63.2%	98.2%	1.8%
Chromium	10,217	69.2%	100.0%	100.0%	100.0%	50.2%	19.3%	100.0%	84.1%	0.0%
CXSecurity	40,377	66.8%	100.0%	100.0%	100.0%	92.3%	34.2%	53.9%	53.0%	0.6%
Metasploit	2,101	62.1%	99.9%	99.8%	99.3%	98.0%	99.7%	0.1%	0.0%	0.0%
Packet Storm	45,757	57.2%	100.0%	100.0%	26.8%	91.4%	29.0%	55.9%	53.8%	1.0%
Seebug	41,565	53.7%	100.0%	22.0%	100.0%	96.2%	11.0%	55.5%	44.0%	0.9%
Openwall	6,970	22.7%	3.3%	3.9%	3.1%	83.5%	5.1%	26.2%	55.9%	0.4%
Overall	456,194	70.3%	98.5%	91.4%	91.2%	68.4%	72.3%	81.6%	58.0%	0.8%

TABLE V: Results of multi-source PoC information fusion using three databases (Exploit DB, CXSecurity, and Seebug).

	Reference	Test Platform	Software Version	Trigger Step	Verification Oracle	Average
Origin	95.3%	45.0%	74.9%	42.9%	1.0%	51.8%
Fusion	100.0%	99.8%	100.0%	66.5%	2.0%	73.6%

occurring across different databases. To further enhance the data completeness of the current PoC report, we investigate the potential of fusing information from multiple databases.

To this end, we explored whether the key components in the PoC reports of Exploit DB, CXSecurity, and Seebug can complement one another if multiple PoC reports point to the same CVE ID, for the fact that the three databases have the highest number of PoC reports pointing to the same CVEs among them. As shown in Table V, the presence of key components has improved considerably from 51.8% to 73.6% after performing data complements between the three databases. This suggests that the complemented PoC reports based on multiple sources can significantly improve the completeness of existing PoC reports on large datasets.

Remark: The overall presence of key components of PoC reports is 70.3%. Components related to Basic Information are relatively complete, while others are less present. Meanwhile, PoCs pointing to the same CVE across databases can complement one another with the necessary information, improving the completeness of existing PoC reports.

C. PoC Reproducibility

As discussed in Section IV-B, there is still considerable room for improvement in the completeness of the PoC reports, we thereby explore how far the existing PoC reports are from being able to reproduce a vulnerability.

1) *Assessment of PoC Reproducibility:* As shown in Figure 7a, to assess the effectiveness of the PoC reports, we conducted a human study by reproducing the vulnerability based on the corresponding PoC reports.

Dataset used in human study. We randomly sampled 150 CVE vulnerabilities, each accompanied by the available corresponding PoC reports. Among these, 87 CVEs are associated with a single PoC report, while the remaining 63 CVEs have multiple PoC reports, resulting in a dataset of 150 CVEs and 327 PoC reports. The CVEs span from 2003 to 2024, with PoCs sourced from 10 different databases. The CVEs we sampled include 32 vulnerability types in total, covering

TABLE VI: Reproduction result related to trigger forms.

Trigger Form	Direct Success	Eventual Success	Failure	Avg. Efforts (man-hours)
Code-triggered	34 (51.0%)	45 (54.2%)	4 (4.8%)	3
Interactive-triggered	8 (11.9%)	31 (46.3%)	28 (41.8%)	5.5

all common types such as race condition, buffer overflow, and privilege escalation. The sufficient variety of types ensures the generalizability of our experimental conclusions.

Participant recruitment. We recruited ten participants, including 2 postdoctoral researchers, 4 PhD students, and 4 Master's students. They all have over 3 years of experience in the field of security and have been actively involved in research related to vulnerabilities and PoCs.

Experiment procedures. To minimize manual bias, we divided the ten participants into two groups, each tasked with reproducing all 150 vulnerabilities. Each participant reproduces 30 vulnerabilities, and the reproduction results of the two groups are compared for consistency. In cases of inconsistency, a discussion is held, followed by another attempt at reproduction, until consistent results are achieved: we employ a two-step process: 1) Participants are initially required to use only the information in the PoC reports, thereby directly measuring their reproducibility. 2) Next, for vulnerabilities unable to reproduce directly, participants use their domain knowledge and available tools to aid the reproduction.

Experiment results. Only 42 CVE vulnerabilities were directly reproduced successfully based on the initial PoC reports. The reasons for initial failure include 47 vulnerabilities with incomplete PoC reports, 16 with environment deployment issues, 4 with PoC execution errors, 2 with unexpected outputs, and 2 with unidentified causes. Among the remaining 108 CVE vulnerabilities, 76 were successfully reproduced following enhancements made by the participants, including data augmentation and code debugging, as detailed in Section IV-C2. Figure 7b shows that 78.7% (118/150) of CVEs were successfully reproduced through the PoC reports we collected, leaving the other 32 vulnerabilities failing to be reproduced eventually.

We aim to observe the impact of different trigger types on reproducibility. As shown in Table VI, the success rate for *code triggered* reproductions is higher than that for *interactive triggered*. Specifically, the direct success rate for *code-triggered* approaches is 51.0%, significantly higher than the 11.9% for *interactive-triggered* approaches. Furthermore, our findings suggest that reproductions initiated by *code triggered* not only achieve a higher success rate but also require less

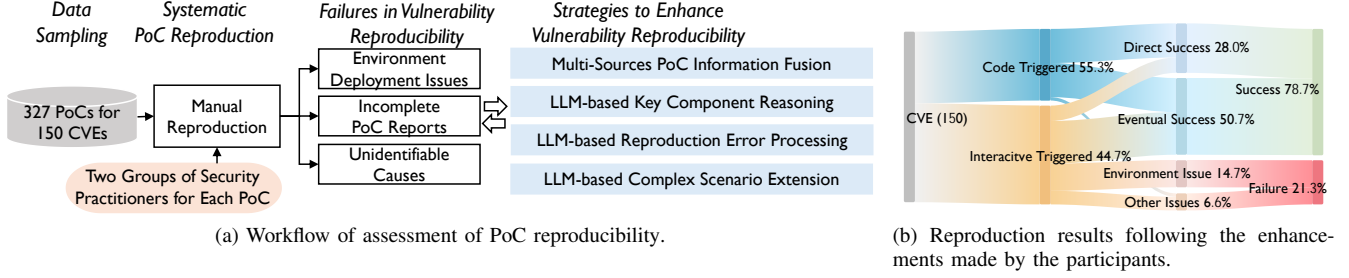


Fig. 7: Workflow of assessment of PoC reproducibility and its result.

time. Excluding the time spent on setting up the environment, *interactive triggered* requires an average of 5.5 man-hours per vulnerability, more than the 3 man-hours required on average for *code triggered* reproductions. This efficiency may be attributed to the fact that PoC reports relying on *interactive triggering* often assume that potential readers have a certain level of expertise and familiarity with the targeted vulnerable system, thereby omitting critical details needed to reproduce the CVEs. For example, the PoC for CVE-2012-5346 only provides the payload without the necessary attack path, demanding extensive extra analysis.

Remarks: Only 28.0% of the vulnerabilities were directly reproducible using initial PoC reports. A larger part, 50.7%, required additional enhancements from the participants to achieve successful reproduction. In the end, 21.3% of the vulnerabilities remained unreproducible.

2) **Strategies to Enhance Reproducibility:** As illustrated in Figure 7b, many vulnerability PoCs cannot be reproduced successfully on the first attempt but are eventually reproduced after further processing. We identified three key strategies that significantly enhance the reproducibility as follows:

Multi-sources PoC information fusion. Given the noted relatively low completeness of existing PoC reports (Section IV-B) and the presence of multiple PoC reports for the same CVE, we identified a significant opportunity to improve the completeness of vulnerability PoCs. For example, the two PoC reports for CVE-2014-0160 are incomplete, lacking critical information necessary for reproduction such as *Test Platform*, *Trigger Step*, and *Verification Oracle*. As shown in Figure 8, after key components fusion based on another PoC report retrieved from our large-scale dataset, we obtained a PoC report that is complete in key components and more reproducible. More importantly, our extensive PoC dataset includes an additional 38 PoC reports for this CVE, each providing valuable details that the CVE description does not cover. By applying this strategy, we enhanced the information for the PoCs of 27 CVEs and successfully reproduced them.

LLM-assisted key component reasoning. LLMs have demonstrated exceptional capabilities when aiding in security tasks like vulnerability identification, verification, and remediation. We also observed that LLMs are particularly beneficial for vulnerability reproduction in completing the missing components of PoC reports. We tested the reasoning capabilities of state-of-the-art LLMs using Chain-of-Thought

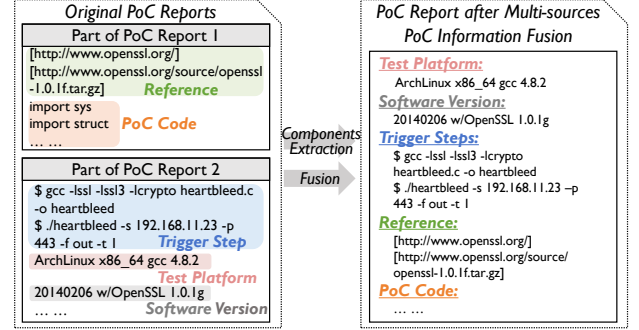


Fig. 8: Example of multi-source PoC information fusion.

reasoning [50] and selected the best-performing LLMs for key components reasoning. For instance, in the case of CVE-2019-0221 affecting Apache Tomcat, the existing PoC report lacked details about the *Test Platform*. ChatGPT-4o-latest recommends using Ubuntu 20.04 to reproduce this vulnerability, based on the *Software Version* (Apache Tomcat 9.0.0, which supports installation on Ubuntu 20.04) and the specific write-up in the *Trigger Step* (the use of a Shell script). By using this strategy, we successfully reproduced 37 CVE entries that initially failed.

LLM-based reproduction error diagnosis. Various errors may be encountered during the reproduction process, such as code errors and unexpected output. It usually relies heavily on manual inspecting to analyze the root cause and resolve the error, which is a labor-intensive and time-consuming process. Another observation is that LLMs can efficiently assist in deducing the root cause of the error and suggesting adjustments based on the reported error information. For instance, in our attempts to reproduce the CVE-2016-5195 “Dirty Cow” vulnerability [14], we initially faced error messages while processing a system file using a C script. After feeding the error message to ChatGPT-4o-latest, it quickly pinpointed a compiler version incompatibility issue among the many possible potential problems that were not mentioned in the PoC report, which was not initially considered by the participants. Additionally, Linux kernel-related vulnerabilities generally require debugging trials and take a long time to reproduce, but reproducing CVE-2016-5195 took only 1.5 man-hours with the assistance of LLMs. By applying this strategy, we successfully reproduced 9 vulnerabilities that did not work at the beginning.

LLM-assisted PoC scenario adaptation. Some vulnerability

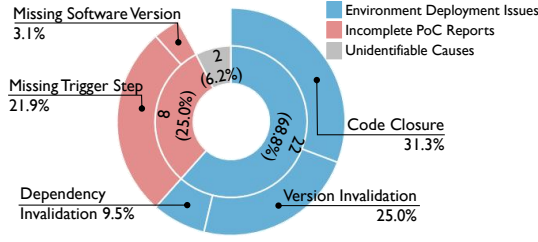


Fig. 9: Reasons for failure to reproduce a vulnerability.

reproduction failures stem from PoCs designed for specific, often obsolete, deployment scenarios. While the core vulnerability may persist, the original exploit’s dependencies or environmental assumptions (e.g., framework versions, libraries, or OS configurations) can render it non-executable in modern or alternative contexts. By analyzing the original PoC’s intent (e.g., payload delivery), LLMs can rewrite the exploit logic into a functionally equivalent but environment-deployable form (eliminating outdated dependencies, migrating frameworks, or adjusting API calls). The Metasploit-based PoC for CVE-2017-7494 fails on modern systems due to dependency conflicts. Using ChatGPT-4o, we translated it into a standalone Python script that replicates the attack logic (e.g., SMB payload injection) without Metasploit, resolving version incompatibilities. This adaptation enabled successful reproduction, whereas the original PoC failed. Applied to three PoCs previously unreproducible, this strategy demonstrated consistent success in bypassing environment-specific barriers.

Remarks: Various technical approaches and existing tools, including data fusion, LLM assistance for completing key components, LLM-based reproduction error diagnosis, and LLM-based reproduction error diagnosis could improve reproduction success rates.

3) *Failures in Vulnerability Reproduction:* As shown in Figure 9, 21.3% (32/150) of sampled vulnerabilities failed to be reproduced after adopting enhanced strategies. These eventual failures can be attributed to 3 primary causes:

- **Environment deployment issues (22 cases):** The majority of reproduction failures were due to the inability to deploy the environment on which vulnerability reproduction depends. 6 PoCs involved closed-source software and therefore could not deploy the environment. While 8 PoCs were for open-source software, the vulnerable version was no longer available. The final 2 PoCs involve the environment setup requiring 2 deprecated dependency packages that are now unavailable.
- **Incomplete reports (8 cases):** These reproduction failures arise because the reports lack the necessary information. Concretely, 7 PoCs lack a specific *Trigger Step*, which was particularly problematic for closed-source software. PoC for CVE-2003-1506 lacks a specific *Software Version* and is dated, making the vulnerability unable to be reproduced.
- **Unidentifiable causes (2 cases):** 2 reproductions (CVE-2003-1506 and CVE-2016-4484) failed for reasons that could not be determined. Our two groups of participants tried all possible methods but still failed to reproduce.

Remarks: The eventual reproduction failures are mainly due to environment deployment issues, such as code closure, version invalidation, dependency invalidation.

V. APPLICATION AND IMPLICATION

A. Application

1) *PoC Retrieval:* It is essential to retrieve PoC reports based on existing information since vulnerability and PoC information are scattered across multiple databases. We begin by introducing the limitations of current PoC data platforms as follows: 1) As discussed in Section III-A, existing PoC reports are scattered across multiple databases, which poses challenges for PoC retrieval. 2) Most existing PoC databases support retrieval only by *CVE ID* or *Title*, which may not align well with practical user needs. Vulnerabilities are not archived uniformly, and *CVE ID* is just one of the more commonly used indices. Furthermore, some PoC reports lack the correct link to the corresponding vulnerabilities, as discussed in Section IV-A1. Regarding *Title*-based retrieval, *Title* contains only a small portion of information, omitting other critical details, which makes it difficult to accurately match the target PoC.

To bridge these gaps and facilitate the research and application of PoC data, we have implemented a component-level PoC search strategy, facilitating efficient and convenient retrieval of PoC reports. Users can retrieve using various keywords including *Author*, *Software Version*, *Test Platform* which we have defined as key components in Section II-A. This versatility in search parameters significantly aids users in finding the specific PoCs they require.

2) *Key Component Extraction:* As discussed in Section IV-B, most of the current PoC reports are semi-structured and unstructured texts. However, as reflected in [34], there is a critical need for automated mechanisms to extract and collect useful information from PoC reports. The key component extraction tool aids in alleviating this problem and can automatically parse PoC reports with structured key components. Furthermore, a number of future research studies can be carried out based on the key components extracted by our tool. For example, users can automate the fusion of complementary PoC reports from multiple sources, and users could develop automated PoC verification environment deployments and semi-automated PoC verification methods with the help of the extracted key components.

B. Implications

1) *For PoC Developers:* We recommend: 1) *Explicitly state the target vulnerability in the PoC report.* As discussed in Section IV-B2, many PoC reports lack links to their corresponding vulnerabilities, hindering their practical application. PoC developers should explicitly state the target vulnerability when submitting a PoC report, especially including vulnerability identifiers such as CVE IDs. 2) *Improve the completeness of PoC reports by providing key components.* As depicted in Section IV-B2, existing PoC reports generally lack 30% key components that are critical for reproduction, especially for environment setup and trigger-related information. Developers are urged to provide comprehensive details since it will

significantly improve the practical usability of PoC reports. **3) Facilitate reproduction with ready-to-use environments.** Our study in Section IV-C3 shows that many failures in reproducing vulnerabilities arise from issues in environment setup. Notably, among 29 cases of direct success in Section IV-C, we observed that several PoC reports provided pre-configured specifically tailored environments (e.g., docker containers). Hence, PoC developers are encouraged to consider this practice where feasible to enhance the reliability of reproducing vulnerabilities. **3) Be more responsible for PoC reports that are publicly available.** Many PoC reports are missing CVE IDs or other important information due to timing of submission, etc. Developers should add information in a timely manner.

2) For Platform Maintainers: We recommend: **1) Ensure timely updates of PoC references for disclosed vulnerabilities.** As discussed in Section IV-A1, many security platforms are no longer maintained, leading to the unavailability of PoC reporting data. Maintainers should periodically verify the validity of these references to ensure that the data remains accessible and up-to-date. This practice is crucial for maintaining the reliability and usefulness of PoC resources. **2) Set a (well-designed) PoC template for submissions.** As discussed in Section IV-B2 and Section IV-C3, employing a well-defined template for PoC submissions can significantly enhance the completeness and usability of PoC reports. Maintainers are encouraged to develop a PoC template that requires the submitter to include at least the key components we have identified. This practice will help ensure the consistency and completeness of the information provided, thereby facilitating PoC completeness. **3) Implement a multi-faceted search strategy for PoCs.** Current platforms predominantly offer search capabilities limited to components like CVE IDs or PoC titles, which may not align well with the actual needs of users. To bridge this gap, platform maintainers should develop a multifaceted and user-friendly search strategy that includes ways for searching by key components of PoCs, and other relevant criteria. This approach will enhance both the efficiency and accuracy of searches, making it easier for users to quickly locate the specific PoCs they require.

3) For PoC Users: We offer several practical guidance to enhance existing PoCs' usability: **1) Augment PoC completeness by combining multi-source information.** As discussed in Section IV-B2 and Section IV-C2, PoCs from various sources generally complement each other, filling gaps and providing a more comprehensive perspective for reproduction. To enhance reproducibility, users are advised to fuse information from multiple PoC reports about the same vulnerability. **2) LLM-assisted vulnerability reproduction.** Our reproduction study in Section IV-C2 demonstrated the effectiveness of LLMs for augmenting PoC reports and error diagnosis. Users can consider LLM-assisted reasoning for completing missing key components and handling reproduction errors, thereby improving reproducibility.

4) For PoC Researchers: We discuss some future directions and encourage research to: **1) Establish missing links between PoCs and disclosed vulnerabilities.** A significant disconnect exists between many disclosed vulnerabilities (e.g., CVE entries) and corresponding PoCs, as highlighted in Sec-

tion IV-A1, resulting in many PoCs being unusable. This limitation severely hampers the practical application and effectiveness of both the PoCs and the vulnerability documentation. We encourage future research to focus on establishing clear, bidirectional links between vulnerabilities and their respective PoCs, thereby enhancing the utility and effectiveness of both. **2) Augmentation of PoC data completeness.** Multi-source PoC information fusion and LLM-based key component reasoning have been proven to improve the success rate of reproduction in Section IV-C2. It would substantially improve the completeness and usability of existing PoC reports if this process could be automated in future research. **3) Enhance PoC generation efforts.** Despite numerous efforts in PoC generation in recent works, the current scarcity of PoCs across various vulnerability types is still severe (21.1%), particularly for vulnerability types under CWE-125 and CWE-77 (details in Section IV-A1). We advocate future research for targeted PoC generation designed to comprehensively cover these vulnerability types. **4) Prioritize PoC development for neglected vulnerability types.** Our measurement in Section IV-A2 revealed a significant difference in Coverage_{PoC} across different vulnerability types. Vulnerability types such as CWE-125 and CWE-77 have many disclosed vulnerability instances, underscoring their prevalence and importance. However, they have been overlooked in PoC generation and publication, with their Coverage_{PoC} being only about 10%. Great attention is needed to develop PoCs for them to enhance understanding and improve defenses.

VI. THREATS TO VALIDITY AND LIMITATIONS

1) The first threat concerns the comprehensiveness of data collection. Given that PoCs are distributed across numerous sources, it is challenging to collect them completely. We mitigate this by gathering as many PoC databases as possible through SLR and expanding our dataset using NVD references as discussed in Section III-A. Through our systematic collection process, we compiled the largest PoC dataset to date, which is sufficient for our study purpose. **2)** The second threat is the impact of our method's inability to achieve complete accuracy in measuring the presence of key components. To mitigate this, we fine-tuned the BERT-NER model using 2,400 manually labeled PoC reports. As a result, our tool achieved an overall F1-score of 0.95. Although minor deviations remain, the general presence of key components can still be reliably summarized. **3)** Another potential threat arises from bias in the manual reproduction of vulnerabilities. We mitigated this by enlisting ten participants and dividing them into two groups. The results from both groups were compared for consistency.

VII. RELATED WORK

There is yet no large-scale empirical study directly focusing on PoC reports in the wild. Existing PoC researches generally focus on PoC generation [33], [26], [2], [3], [24], [36], [8], [23], [52], [12], [30], [58], [31] and application [6], [49], [41], [18], [28], [25], [13], [57].

Current works for PoC generation mainly focus on web applications [33], [26], [2], [3], [24], [36] and binary programs [8], [23], [52], [12], [30], [58], [31]. Regarding those on

web applications, some works focused on SQL Injection and XSS vulnerabilities [33], [26], [2], [3]. Similarly, several works are also conducted for other vulnerability types including XML [24] or PHP object injection [36]. Regarding works on binary programs, Brumley et al. [8] proved the possibility of generating exploits based on vulnerability patches. Meanwhile, several works were conducted targeting specific vulnerability types, such as *Use After Free* [52], *Out-Of-Bounds Write* [12], *Kernel Races* [30], and *Memory Leak* [31].

Several research works have explored the application of PoC in downstream tasks [6], [49], [41], [18], [28], [25], [13], [57]. Many works predict the exploitability of vulnerabilities by leveraging PoCs as inputs [6], [49], [41], in which they reflect the likelihood that functional exploits will be developed. Meanwhile, several works focus on vulnerability validation, in which they use PoCs to aid in identifying the capabilities and scope of impact of a vulnerability [18], [28], [25], [13].

Investigations into bug reports have provided valuable insights into vulnerability reproduction [34], [10], [5]. Bettenburg et al. [5] reveal that PoCs are critical for both vulnerability verification and fixes. Furthermore, Mu et al. [34] focused on understanding the reproducibility of Linux memory-error vulnerabilities based on CVE reports including description information and external references and found that reproducing vulnerabilities without direct PoCs is particularly challenging, thereby underscoring the indispensable role of PoCs. They did not study PoC, and their reports were written specifically for vulnerability reproduction. In contrast, we focused on large-scale PoC reports from different dimensions, including the PoC availability, completeness, and reproducibility, to explore the overall ecological status of PoCs.

VIII. CONCLUSION

This paper presented a large-scale study on PoC reports in the wild, focusing on their usability status including availability, completeness, and reproducibility. Our findings revealed significant insights for this research field. Based on the outputs of our study, we further outlined actionable strategies for stakeholders to enhance the usability of PoCs and discussed new research directions to address the identified challenges.

REFERENCES

- [1] Support content notification - support portal - broadcom support portal. <https://support.broadcom.com/web/ecx/support-content-notification/-/external/content/SecurityAdvisories/0/23392>. (Accessed on 2025-01-15).
- [2] Abeer Alhuzali, Birhanu Eshete, Rigel Gjomemo, and VN Venkatakrishnan. Chainsaw: Chained automated workflow-based exploit generation. In *Proceedings of the 2016 ACM SIGSAC Conference on Computer and Communications Security*, pages 641–652, 2016.
- [3] Abeer Alhuzali, Rigel Gjomemo, Birhanu Eshete, and VN Venkatakrishnan. {NAVEX}: Precise and scalable exploit generation for dynamic web applications. In *27th USENIX Security Symposium (USENIX Security 18)*, pages 377–392, 2018.
- [4] BetaFred. Microsoft security bulletin ms09-006 - critical — microsoft learn. <https://learn.microsoft.com/en-us/security-updates/securitybulletins/2009/ms09-006>, 6 2023. (Accessed on 2025-01-15).
- [5] Nicolas Bettenburg, Sascha Just, Adrian Schröter, Cathrin Weiss, Rahul Premraj, and Thomas Zimmermann. What makes a good bug report? In *Proceedings of the 16th ACM SIGSOFT International Symposium on Foundations of software engineering*, pages 308–318, 2008.
- [6] Mehran Bozorgi, Lawrence K Saul, Stefan Savage, and Geoffrey M Voelker. Beyond heuristics: learning to classify vulnerabilities and predict exploits. In *Proceedings of the 16th ACM SIGKDD international conference on Knowledge discovery and data mining*, pages 105–114, 2010.
- [7] Sergey Bratus. What hackers learn that the rest of us don't: Notes on hacker curriculum. *IEEE Security & Privacy*, 5(4):72–75, 2007.
- [8] David Brumley, Pongsin Poosankam, Dawn Song, and Jiang Zheng. Automatic patch-based exploit generation is possible: Techniques and implications. In *2008 IEEE Symposium on Security and Privacy (sp 2008)*, pages 143–157. IEEE, 2008.
- [9] Sicong Cao, Biao He, Xiaobing Sun, Yu Ouyang, Chao Zhang, Xiaoxue Wu, Ting Su, Lili Bo, Bin Li, Chuanlei Ma, et al. ODDFUZZ: Discovering Java Deserialization Vulnerabilities via Structure-Aware Directed Greybox Fuzzing. *arXiv preprint arXiv:2304.04233*, 2023.
- [10] Oscar Chaparro, Jing Lu, Fiorella Zampetti, Laura Moreno, Massimiliano Di Penta, Andrian Marcus, Gabriele Bavota, and Vincent Ng. Detecting missing information in bug descriptions. In *Proceedings of the 2017 11th Joint Meeting on Foundations of Software Engineering*, pages 396–407, 2017.
- [11] Bofei Chen, Lei Zhang, Xinyou Huang, Yinzhi Cao, Keke Lian, Yuan Zhang, and Min Yang. Efficient detection of java deserialization gadget chains via bottom-up gadget search and dataflow-aided payload construction. In *2024 IEEE Symposium on Security and Privacy (SP)*, pages 150–150. IEEE Computer Society, 2024.
- [12] Weiteng Chen, Xiaochen Zou, Guoren Li, and Zhiyun Qian. {KOOBE}: Towards facilitating exploit generation of kernel {Out-Of-Bounds} write vulnerabilities. In *29th USENIX Security Symposium (USENIX Security 20)*, pages 1093–1110, 2020.
- [13] Zirui Chen, Xing Hu, Xin Xia, Yi Gao, Tongtong Xu, David Lo, and Xiaohu Yang. Exploiting Library Vulnerability via Migration Based Automating Test Generation. *arXiv preprint arXiv:2312.09564*, 2023.
- [14] Chrome. CVE-2016-5195. <https://www.cve.org/CVERecord?id=CVE-2016-5195>, 2025. (Accessed on 2025-1-15).
- [15] Dante Corona. Icinga web 2.10 - authenticated remote code execution - php webapps exploit. <https://www.exploit-db.com/exploits/51586>, 7 2023. (Accessed on 2025-01-15).
- [16] CWE. CWE Top 25 Most Dangerous Software Weaknesses. <https://cwe.mitre.org/top25/>, 2025. (Accessed on 2025-1-15).
- [17] CXSecurity. HMA VPN 5.3 Unquoted Service Path. <https://cxsecurity.com/issue/WLB-2022020111>, 2025. (Accessed on 2025-1-15).
- [18] Jiarun Dai, Yuan Zhang, Hailong Xu, Haiming Lyu, Zicheng Wu, Xinyu Xing, and Min Yang. Facilitating vulnerability assessment through poc migration. In *Proceedings of the 2021 ACM SIGSAC Conference on Computer and Communications Security*, pages 3300–3317, 2021.
- [19] Rosie Dunford, Quanrong Su, Ekraj Tamang, and Abigail Wintour. The pareto principle. *The Plymouth Student Scientist*, 7(2):140–148, 2014.
- [20] Grzegorz Stachowiak. Php 5.2.12/5.3.1 session.save_path safe_mode and open_basedir bypass. <https://cxsecurity.com/issue/WLB-2010020063>, 2025. (Accessed on 2025-1-15).
- [21] Shashank Gupta, Brij Bhooshan Gupta, and Pooja Chaudhary. Hunting for DOM-Based XSS vulnerabilities in mobile cloud-based online social network. *Future Generation Computer Systems*, 79:319–336, 2018.
- [22] Byron Hawkins and Brian Demsky. ZenIDS: introspective intrusion detection for PHP applications. In *2017 IEEE/ACM 39th International Conference on Software Engineering*, pages 232–243. IEEE, 2017.
- [23] Hong Hu, Zheng Leong Chua, Sendriu Adrian, Prateek Saxena, and Zhenkai Liang. Automatic Generation of {Data-Oriented} Exploits. In *24th USENIX Security Symposium (USENIX Security 15)*, pages 177–192, 2015.
- [24] Sadeeq Jan, Annibale Panichella, Andrea Arcuri, and Lionel Briand. Automatic generation of tests to exploit XML injection vulnerabilities in web applications. *IEEE Transactions on Software Engineering*, 45(4):335–362, 2017.
- [25] Zhiyuan Jiang, Shuitao Gan, Adrian Herrera, Flavio Toffalini, Lucio Romerio, Chaojing Tang, Manuel Egele, Chao Zhang, and Mathias Payer. Evocat: Conjuring bug capabilities from a single poc. In *Proceedings of the 2022 ACM SIGSAC Conference on Computer and Communications Security*, pages 1599–1613, 2022.
- [26] Adam Kieyzun, Philip J Guo, Karthick Jayaraman, and Michael D Ernst. Automatic creation of SQL injection and cross-site scripting attacks. In *2009 IEEE 31st international conference on software engineering*, pages 199–209. IEEE, 2009.
- [27] Johannes Krupp and Christian Rossow. {teEther}: Gnawing at ethereum to automatically exploit smart contracts. In *27th USENIX security symposium (USENIX Security 18)*, pages 1317–1333, 2018.

- [28] Seongkyeong Kwon, Seunghoon Woo, Gangmo Seong, and Heejo Lee. Octopocs: automatic verification of propagated vulnerable code using reformed proofs of concept. In *2021 51st Annual IEEE/IFIP International Conference on Dependable Systems and Networks (DSN)*, pages 174–185. IEEE, 2021.
- [29] Yonghui Kwon, Brendan Saltaformaggio, I Luk Kim, Kyu Hyung Lee, Xiangyu Zhang, and Dongyan Xu. A2c: Self destructing exploit executions via input perturbation. In *Proceedings of The Network and Distributed System Security Symposium*, 2017.
- [30] Yoochan Lee, Changwoo Min, and Byoungyoung Lee. {ExpRace}: Exploiting kernel races through raising interrupts. In *30th USENIX Security Symposium (USENIX Security 21)*, pages 2363–2380, 2021.
- [31] Zhengchuan Liang, Xiaochen Zou, Chengyu Song, and Zhiyun Qian. K-LEAK: Towards Automating the Generation of Multi-Step Infoleak Exploits against the Linux Kernel. In *31st Annual Network and Distributed System Security Symposium, NDSS*, 2024.
- [32] Martello Security. Code Injection. <https://martellosecurity.com/kb/mitr/cwe/94/>, 2025. (Accessed on 2025-1-15).
- [33] Michael C Martin and Monica S Lam. Automatic Generation of XSS and SQL Injection Attacks with Goal-Directed Model Checking. In *USENIX Security symposium*, pages 31–44, 2008.
- [34] Dongliang Mu, Alejandro Cuevas, Limin Yang, Hang Hu, Xinyu Xing, Bing Mao, and Gang Wang. Understanding the reproducibility of crowd-reported security vulnerabilities. In *27th USENIX Security Symposium (USENIX Security 18)*, pages 919–936, 2018.
- [35] OWASP. Code injection — owasp foundation. https://owasp.org/www-community/attacks/Code_Injection, 2025. (Accessed on 2025-1-15).
- [36] Sunnyeo Park, Daejun Kim, Suman Jana, and Soeul Son. {FUGIO}: Automatic Exploit Generation for {PHP} Object Injection Vulnerabilities. In *31st USENIX Security Symposium (USENIX Security 22)*, pages 197–214, 2022.
- [37] Rajshakhar Paul, Asif Kamal Turzo, and Amiangshu Bosu. Why security defects go unnoticed during code reviews? a case-control study of the chromium os project. In *2021 IEEE/ACM 43rd International Conference on Software Engineering (ICSE)*, pages 1373–1385. IEEE, 2021.
- [38] Daniel Perez and Benjamin Livshits. Smart contract vulnerabilities: Vulnerable does not imply exploited. In *30th USENIX Security Symposium (USENIX Security 21)*, pages 1325–1341, 2021.
- [39] Lance A Ramshaw and Mitchell P Marcus. Text chunking using transformation-based learning. In *Natural language processing using very large corpora*, pages 157–176. Springer, 1999.
- [40] Prashast Srivastava and Mathias Payer. Gramatron: Effective grammar-aware fuzzing. In *Proceedings of the 30th acm sigsoft international symposium on software testing and analysis*, pages 244–256, 2021.
- [41] Octavian Suciu, Connor Nelson, Zhuoer Lyu, Tiffany Bao, and Tudor Dumitras. Expected exploitability: Predicting the development of functional vulnerability exploits. In *31st USENIX Security Symposium (USENIX Security 22)*, pages 377–394, 2022.
- [42] swisskyrepo. Useful payloads and bypass for Web Application Security and Pentest/CTF. <https://github.com/swisskyrepo/PayloadsAllTheThings>, 2025. (Accessed on 2025-1-15).
- [43] thoughtfault. phpfm v1.7.9 - authentication type juggling - php webapps exploit. <https://www.exploit-db.com/exploits/51594>, 7 2023. (Accessed 2025-01-15).
- [44] Contributors to Wikimedia projects. Longest common subsequence - wikipedia. https://en.wikipedia.org/wiki/Longest_common_subsequence, 5 2003. (Accessed on 2025-01-04).
- [45] trickest. Gather and update all available and newest cves with their poc. <https://github.com/trickest/cve>. (Accessed on 2025-01-15).
- [46] Daniel Votipka, Rock Stevens, Elissa M. Redmiles, Jeremy Hu, and Michelle L. Mazurek. Hackers vs. Testers: A Comparison of Software Vulnerability Discovery Processes. In *2018 IEEE Symposium on Security and Privacy, SP 2018, Proceedings*, pages 374–391. IEEE Computer Society, 2018.
- [47] Minghua Wang, Purui Su, Qi Li, Lingyun Ying, Yi Yang, and Dengguo Feng. Automatic polymorphic exploit generation for software vulnerabilities. In *Security and Privacy in Communication Networks: 9th International ICST Conference, SecureComm 2013*, pages 216–233. Springer, 2013.
- [48] Ruowen Wang, Peng Ning, Tao Xie, and Quan Chen. {MetaSymloit}:{Day-One} Defense against Script-based Attacks with {Security-Enhanced} Symbolic Analysis. In *22nd USENIX Security Symposium (USENIX Security 13)*, pages 65–80, 2013.
- [49] Yan Wang, Chao Zhang, Xiaobo Xiang, Zixuan Zhao, Wenjie Li, Xiaorui Gong, Bingchang Liu, Kaixiang Chen, and Wei Zou. Revery: From proof-of-concept to exploitable. In *Proceedings of the 2018 ACM SIGSAC Conference on Computer and Communications Security*, pages 1914–1927, 2018.
- [50] Jason Wei, Xuezhi Wang, Dale Schuurmans, Maarten Bosma, Fei Xia, Ed Chi, Quoc V Le, Denny Zhou, et al. Chain-of-thought prompting elicits reasoning in large language models. *Advances in neural information processing systems*, 35:24824–24837, 2022.
- [51] Wikipedia. Common vulnerability scoring system - wikipedia. https://en.wikipedia.org/wiki/Common_Vulnerability_Scoring_System, 2025. (Accessed on 2025-1-15).
- [52] Wei Wu, Yueqi Chen, Jun Xu, Xinyu Xing, Xiaorui Gong, and Wei Zou. {FUZE}: Towards facilitating exploit generation for kernel {Use-After-Free} vulnerabilities. In *27th USENIX Security Symposium (USENIX Security 18)*, pages 781–797, 2018.
- [53] Jun Xu, Dongliang Mu, Ping Chen, Xinyu Xing, Pei Wang, and Peng Liu. Credal: Towards locating a memory corruption vulnerability with your core dump. In *Proceedings of the 2016 ACM SIGSAC Conference on Computer and Communications Security*, pages 529–540, 2016.
- [54] Jun Xu, Dongliang Mu, Xinyu Xing, Peng Liu, Ping Chen, and Bing Mao. Postmortem Program Analysis with {Hardware-Enhanced}{Post-Crash} Artifacts. In *26th USENIX Security Symposium (USENIX Security 17)*, pages 17–32, 2017.
- [55] Songtao Yang, Yubo He, Kaixiang Chen, Zheyu Ma, Xiapu Luo, Yong Xie, Jianjun Chen, and Chao Zhang. 1dFuzz: Reproduce 1-Day Vulnerabilities with Directed Differential Fuzzing. In *Proceedings of the 32nd ACM SIGSOFT International Symposium on Software Testing and Analysis*, pages 867–879, 2023.
- [56] Wei You, Peiyuan Zong, Kai Chen, XiaoFeng Wang, Xiaojing Liao, Pan Bian, and Bin Liang. Semfuzz: Semantics-based automatic generation of proof-of-concept exploits. In *Proceedings of the 2017 ACM SIGSAC Conference on Computer and Communications Security*, pages 2139–2154, 2017.
- [57] Ming Yuan, Yeseop Lee, Chao Zhang, Yun Li, Yan Cai, and Bodong Zhao. RAProducer: efficiently diagnose and reproduce data race bugs for binaries via trace analysis. In *Proceedings of the 30th ACM SIGSOFT International Symposium on Software Testing and Analysis*, pages 593–606, 2021.
- [58] Bin Zhang, Jiongyi Chen, Runhao Li, Chao Feng, Ruilin Li, and Chaojing Tang. Automated Exploitable Heap Layout Generation for Heap Overflows Through Manipulation {Distance-Guided} Fuzzing. In *32nd USENIX Security Symposium (USENIX Security 23)*, pages 4499–4515, 2023.
- [59] Binbin Zhao, Shouling Ji, Wei-Han Lee, Changting Lin, Haiqin Weng, Jingzheng Wu, Pan Zhou, Liming Fang, and Raheem Beyah. A large-scale empirical study on the vulnerability of deployed iot devices. *IEEE Transactions on Dependable and Secure Computing*, 19(3):1826–1840, 2020.