

# Presenting Large Language Models as Companions Affects What Mental Capacities People Attribute to Them

Allison Chen  
Princeton University  
Princeton, New Jersey, USA  
allisonchen@princeton.edu

Sunnie S. Y. Kim\*  
Princeton University  
Princeton, New Jersey, USA  
sunniesuhyoung@gmail.com

Angel Franyutti†  
Rutgers University  
New Brunswick, New Jersey, USA  
angelnfranyutticintr@rutgers.edu

Amaya Dharmasiri  
Princeton University  
Princeton, New Jersey, USA  
amayadharmasiri@princeton.edu

Kushin Mukherjee  
Stanford University  
Stanford, California, USA  
kushinm11@gmail.com

Olga Russakovsky  
Princeton University  
Princeton, New Jersey, USA  
olgarus@princeton.edu

Judith E. Fan  
Stanford University  
Stanford, California, USA  
jefan@stanford.edu

## Abstract

How does messaging about large language models (LLMs) in public discourse influence the way people think about and interact with these models? To answer this question, we randomly assigned participants ( $N = 470$ ) to watch a short informational video presenting LLMs as either machines, tools, or companions—or to watch no video. We then assessed how strongly they believed LLMs to possess various mental capacities, such as the ability to have intentions or remember things. We found that participants who watched the *companion* video reported believing that LLMs more fully possessed these capacities than did participants in other groups. In a follow-up study ( $N = 604$ ), we replicated these findings and found nuanced effects on how these videos impact people’s reliance on LLM-generated responses when seeking out factual information. Together, these studies highlight the impact of messaging about AI—beyond technical advances in AI—to generate broad societal impact.

## CCS Concepts

• **Human-centered computing** → **Empirical studies in HCI**; • **Computing methodologies** → **Artificial intelligence**.

## Keywords

Artificial Intelligence, Human-AI Interaction, Dennett’s Hierarchy, Folk Psychology, AI Literacy, Intuitive Theories, Reliance,

## 1 Introduction

As artificial intelligence (AI) technology advances, many competing narratives about AI have emerged. Some narratives focus on their applications as *tools* to enhance productivity [29, 50, 108, 144], others on their role as *machines* to push scientific and computational frontiers [53, 63, 128, 132, 140], and still others on their potential as

*companions* that support social well-being [1, 31, 76, 117, 130]. However, it remains unclear how different messaging about AI shapes the beliefs people hold about what these systems *are*—what underlying capacities they possess [24, 25, 46, 104, 135, 145]. It might be the case that people are more inclined to believe that AI systems possess fundamentally human capacities when they encounter messaging that encourages them to construe AI in a particular way—for example, as social partners rather than as productivity-enhancing tools [33, 125]. Because these beliefs can have downstream effects on how people use and rely on AI systems [24, 55, 135], it is important to study how different messaging about AI in public communication can influence people’s beliefs.

A common approach taken in prior work is to conduct large surveys to characterize the public’s beliefs about AI and attitudes towards these technologies [10, 25, 65, 70, 88, 91, 143]. However, such observational studies do not address the question of what *factors* give rise to those beliefs and attitudes. To fill this need, other studies use experimental approaches to investigate how specific decisions during the design process of an AI system impact the way users subsequently interact with it and the attitudes they have towards it [6, 7, 11, 69, 87, 148, 153]. Understanding the causal impact of these design decisions on user experience is valuable for technology developers, but these are not the only factors that impact how people think and feel about AI. Many people learn about AI systems from *how other people talk about AI* [35, 62]. Thus there is an important gap in our current understanding: what is the causal impact of *messaging* about AI on people’s beliefs about and attitudes towards these technologies? Understanding the impact of different types of messaging about AI is important because effective public communication about science and technology has potential to enact real-world change [4, 75, 115].

Here we study the causal impact of different types of messaging about large language models (LLMs), a particularly prominent type of AI system, on people’s beliefs about LLMs—specifically on their beliefs about the mental capacities that LLMs might possess, such as the ability to have intentions, remember things, or feel tired.

\*Currently at Apple

†Work done while an REU student at Princeton

We first conducted a pre-registered between-subjects experiment ( $N = 470$ ) where participants were randomly assigned to either watch one of three brief informational videos about LLMs or to watch no video. One video provided an accessible introduction to how LLMs work by explaining the text-generation task they are usually trained to perform (*machine* condition). Another video focused on what LLMs could be used for, providing guidance on how to use them for everyday tasks (*tool* condition). The last video suggested that LLMs could be understood as social partners, capable of genuinely connecting with human users (*companion* condition). After watching their assigned video, which the *no-video* participants skipped, all participants reported the degree to which they believed LLMs possessed 40 different mental capacities and reported their attitudes towards LLMs, such as trust in LLM outputs and confidence in using LLMs. We found that participants who were assigned to watch the video presenting LLMs as *companions* judged LLMs to possess more fully developed cognitive and emotional capacities than participants in the other conditions. On the other hand, videos presenting LLMs as machines or tools influenced people's attitudes towards LLMs but not their beliefs about how much LLMs possessed mental capacities.

After observing that brief exposure to certain messaging could influence people's *beliefs* about and *attitudes* towards LLMs, we conducted a follow-up experiment ( $N = 604$ ) nine months later to explore how this intervention might affect people's *behavior* when using LLMs to perform a specific task, such as obtaining information. People are increasingly using LLMs instead of traditional search engines to search for factual information [48, 123, 126, 150, 152], but LLMs are not always reliable for such retrieval tasks since they often produce incorrect or internally inconsistent responses [27, 48, 56, 90, 97, 150]. While Kim et al. [68] has examined the impact of inaccurate and/or inconsistent outputs on how readily people rely on LLM-generated responses to answer factual questions, it is not yet known how *messaging* about LLMs interacts with those factors to further shape how people use them.

In this follow-up with a new group of participants, we explored whether messaging about LLMs could shape how people use LLM responses to answer factual questions. These participants were again randomly assigned to one of the four video conditions then they answered a series of binary factual questions with access to pre-generated responses from a fictitious LLM system named "Theta," similar to Kim et al. [68]. Theta's responses were systematically controlled such that some were incorrect or contained inconsistencies. All participants also completed a subset of the mental capacity attribution survey from the initial study.

In addition to replicating the effects of messaging about LLMs on people's beliefs about LLM mental capacities, this experiment also uncovered nuanced effects on how people relied on LLM outputs to answer factual questions. We did not find that participants' overall reliance on Theta's responses to be influenced by the videos; however, when Theta's responses were *inconsistent*, participants who watched videos presenting LLMs as *machines* relied *less* on Theta than did other participants. These results suggest that while messaging presenting LLMs as machines might help people be somewhat more vigilant when using LLM responses, the degree to which people rely on LLM outputs largely seems to be robust to different messaging about LLMs.

Together, our studies offer three main contributions. First, we fill an important gap in human-AI interaction research to understand the role that messaging about LLMs can have on people's beliefs about LLMs and their reliance on LLM-generated responses to seek out factual information. Second, our findings establish that messaging about LLMs (implemented here as short videos) has reliable and repeatable impacts on people's beliefs about the mental capacities LLMs may possess while also shaping the attitudes people report to hold towards LLMs. Lastly, we demonstrate nuanced findings that people's reliance on LLM-generated responses when answering factual questions to be largely unaffected by messaging about LLMs, except when the LLM responses contain inconsistencies. As LLMs, and other types of AI technology, become increasingly prevalent in the media, workplace, and daily life, our findings demonstrate that different messaging about AI can shape what people believe and can have nuanced effects on how they will use AI technology. This bears implications on the media, organizations developing AI products, and individual experts to carefully consider how to effectively and ethically communicate about AI to the general public.

## 2 Related Work

### 2.1 Public communication about AI

It is important that members of the general public understand the implications of advances in AI systems. However, it can be challenging for people to achieve this understanding when faced with competing narratives about AI, ranging from more pessimistic to more optimistic perspectives on the overall impact of AI on society [3, 16, 18, 121]. Thus simply disseminating more information about AI might be insufficient for helping people to reconcile these different perspectives. Prior work investigating strategies for public communication about science and technology has explored tailoring information to individuals' needs [36, 43, 44]; other work has focused on using anthropomorphic language to describe non-human entities in more human-like and thus more relatable ways [59, 98, 114, 146].

However, adopting these strategies into the context of public communication about AI might introduce novel risks. People already tend to ascribe human-like traits, such as intelligence, to AI systems [67, 84, 141], so further presenting AI as having agency and/or being capable of forming intentions can lead people to develop miscalibrated expectations about an AI system's behavior or even overly strong emotional attachments to a particular system [17, 21, 96, 120, 135, 142]. While some existing work has sought to understand how members of the general public think about AI [18, 32, 121], including how various metaphors for or descriptions about specific AI systems might influence people's expectations about them [6, 74, 107, 110], there is a gap in understanding the causal impact of messaging about AI systems *in general* on people's beliefs about the underlying nature of AI technology. Our work aims to fill this gap by examining how different messaging about AI influences the fundamental beliefs people hold about AI, like what mental capacities AI systems might possess.

## 2.2 Attributing Mental Capacities to AI

Understanding people’s fundamental beliefs about AI systems—like whether they can possess various mental capacities—can help researchers know *why* people interact with AI systems in particular ways [135]. It can be generally challenging to obtain reports that reflect people’s true beliefs [61, 106, 119], but Human-AI interaction (HAI) researchers circumvent this problem by asking people to share metaphors about about AI [22, 30] or report their beliefs about the mental capacities AI can possess, such as having intentions, remembering things, or feeling tired [24–26, 118, 135]. This latter approach is inspired from psychology where researchers aim to understand interpersonal social dynamics [42, 60, 134, 138] or evaluate how people believe non-human entities might possess human-like natures [37, 51, 71, 101–103, 137, 145].

Most current research studying people’s beliefs about AI mental capacities tends to focus on how features of a specific AI system’s design, such as its appearance or speech behaviors, influence how people attribute mental capacities to it [47, 71, 95, 118, 135]. Many works study attributions of mental capacities to robots [26, 34, 47, 51, 95, 118, 135, 145] and found that people tend to ascribe mental capacities to more human-looking and behaving robots [26, 95, 118]. More recent work has started to focus on LLMs and chatbots as they are becoming increasingly common [24, 25, 28, 83, 84, 141] and some establish connections to trust and responsibility attribution [24, 55]. While most of these works are observational [25, 135, 141] or focus on modulating features of *specific* systems [71, 84, 135], fewer works have explored how factors beyond a particular system, such as descriptions, can shape people’s beliefs [35, 66, 110]. However, these works still explore system-specific messaging and focus on attitudes like willingness to interact with the system [66] or perceived trust [110], rather than beliefs about the technology’s fundamental nature. Our work provides a complementary perspective to explore how *general* messaging may shape people’s beliefs about the nature of LLMs—specifically how LLMs may possess a wide range of mental capacities.

## 2.3 Reliance on AI Systems

In the first part of this study, we observed that brief exposure to certain messaging could influence people’s beliefs about LLM mental capacities and their attitudes towards LLMs, such as perceived trust in LLM outputs. This led us to conduct an additional experiment to explore whether messaging could *further* influence how people relied on LLMs when seeking out factual information, building largely upon work from Kim et al. [68]. It is becoming increasingly important to study reliance on LLMs [73, 151] because despite their popularity for information retrieval [131, 150, 152], these systems can still be incorrect or inconsistent in both obvious and subtle ways [20, 68, 90, 150]. Prior work has identified reliance to be affected by providing information about an AI system’s accuracy [23, 54, 64, 148, 149] or uncertainty [7, 11, 12, 52], providing explanations [11, 12, 49, 64, 68, 79, 122, 124, 139], or context related factors like task demands and individual traits [6, 9, 20, 77, 133]. However, these works largely overlook the role of messaging on how people rely on AI systems. The few works that do explore messaging focus on system-specific descriptions but not reliance [66, 110], or study reliance but are constrained to specific domains

(e.g., medical diagnosis) and present mixed results [116]. Building on our findings that messaging can influence people’s beliefs about AI, our work addresses this gap in the reliance literature by exploring how diverse messaging about LLMs might further affect how people rely on LLMs to answer factual questions.

## 3 Study 1: Characterizing the Impact of Messaging on Beliefs about LLM Mental Capacities

The main research question motivating our work is: **How do different ways of presenting LLMs—as machines, tools, or companions—affect people’s beliefs about the mental capacities that LLMs might possess?**

### 3.1 Methods

To explore this question, we conducted a behavioral experiment (N=470) where participants were randomly assigned to one of four conditions: to watch a video presenting LLMs as machines, tools, or companions, or to watch no video (Fig. 1). Then all participants took a survey measuring primarily their attributions of mental capacities to LLMs and secondarily their attitudes towards LLMs, such as trust in LLM outputs or overall feelings towards LLMs. This experiment was approved by our institution’s Institutional Review Board (IRB) and pre-registered with AsPredicted (<https://aspredicted.org/vgdm-gjrm.pdf>). In this section, we describe our experimental design and procedure, approach to participant recruitment, and statistical analysis methods.

**3.1.1 Developing Videos with Different Messaging About LLMs.** We designed three informational videos that exemplified different and common forms of messaging about LLMs. The *machine* video described how LLMs generate text by predicting the next most probable word, using an illustrated example; the *tool* video highlighted applications that LLMs could be used for, such as summarizing text and assisting in brainstorming tasks; the *companion* video suggested that LLMs could be used like social partners, potentially able to connect with human users. All videos were less than 5 minutes long, and their content was informed by both current messaging about AI in the media as well as an influential framework for describing a complex system’s behavior at three varying levels of abstraction [33, 136]. While the *machines* video presented LLMs in mechanistic terms, focusing on how these systems work, the *tools* video instead portrayed LLMs in primarily functional terms, focusing on what these systems were designed to do [92, 93]. The *companions* video presented LLMs as being more human-like, by focusing on their ability to emulate conversational interactions between people.

Each video contained one distinctive content section, but otherwise all videos shared the same introduction, conclusion, and primer introducing how LLMs learn from data. To ensure consistency in the style, we used similar animations, graphics, and the same narrator for all videos. In the survey, we presented each video in three parts for maximal engagement; participants had to stay on each screen for the duration of each part and manually click to move onto the next section. For further details, links to the videos, and the full scripts, see Appendix Sec. A.

**3.1.2 Measuring Beliefs About & Attitudes Towards LLMs.** Regardless of whether a participant watched a video or not, all participants completed a survey which where they reported how much they attributed various mental capacities to LLMs, such as the ability to have intentions, remember things, or feel tired (see Fig. 2 for the full list). Following prior work, we measured mental capacity attribution using Likert scale ratings [24, 25, 37, 101, 135, 145] on a scale from one to seven, and our final set of capacities were compiled from two relevant prior works [25, 145]. Using a small-scale qualitative pilot study, we identified 40 capacities that spanned a wide variety of relevant characteristics, while minimizing redundancy (see Appendix Sec. B.1 for details). To additionally explore the extent to which these video interventions impacted other aspects of how people think and feel about LLMs, we also asked participants to answer five additional questions probing a range of attitudes towards LLMs using single 7-point Likert scales for the human-likeness of, trust in, confidence in using, confidence in programming, and overall feelings towards LLMs.

**3.1.3 Data Collection.** We recruited participants in November 2024 using Prolific, an online research platform. We targeted U.S.-based adults without specialized knowledge or experience with AI or computer science with a standard sample. We used both Prolific’s pre-screening filters for education, employment, and programming experience and custom filters regarding computer science experience and self-reported knowledge of AI technology (see Appendix Sec. B.2 for filtering questions and Appendix Sec. B.4 for participant demographics). Participants provided informed consent in accordance with the IRB, and were compensated \$15 per hour for their participation.

Our target minimum sample size was 90 per condition (360 total), based on a power analysis conducted using G\*Power [40], with  $\alpha = 0.05$ ,  $\text{power} = 0.9$ ,  $\text{Cohen’s } d = 0.5$  for a two-tailed Mann-Whitney U-test. In total, we recruited 489 participants, then, following our pre-registered exclusion criteria, we excluded 19 participants who failed our attention check (see Appendix Sec. B.3.3), spent less than 80 seconds on the mental capacity attribution survey, or spent a median time of less than 1 second on each item of the survey. After applying these exclusions, we retained data from a total of 470 participants for further analysis (3.9% exclusion rate): 118 watched no video, 116 watched the video presenting LLMs as machines, 116 as tools, and 117 as companions.

**3.1.4 Analysis Procedure.** The primary goal of our statistical analyses was to determine how the videos presenting LLMs differently influenced the degree to which participants attributed various mental capacities to LLMs. We first categorized the mental capacities using exploratory factor analysis as a data-driven method to structure to our data (see Appendix Sec. B.5.2 for factor analysis details). Then, according to our pre-registered analysis plan, we fit the following linear mixed-effects regression model<sup>1</sup> on the data:  $\text{rating} \sim \text{video\_condition} * \text{category} + (1 | \text{p\_id})$ . In this model, *rating* was a participant’s predicted rating for a specific mental capacity; *video\_condition* was a categorical variable with four levels, corresponding to our four video conditions with the *no\_video* condition as the reference level; *category* represented

which factor analysis category this mental capacity belonged to; and *p\_id* was each participant’s unique ID. We also employed a similar analysis strategy to assess the impact of these videos on the survey questions probing attitudes towards LLMs.

To test for the reliability of the effect of any predictor variable, we report the results of quantitative model comparison between linear mixed-effects regression models with and without that variable, summarized using standard test statistics  $\chi^2$  or  $F$ ,  $p$ . We use these regression models also to report quantitative estimates of key outcome variables, namely estimated marginal means, accompanied by 95% confidence intervals (i.e.,  $M = \text{Mean} [CI \text{ low}, CI \text{ high}]$ ).

## 3.2 Results

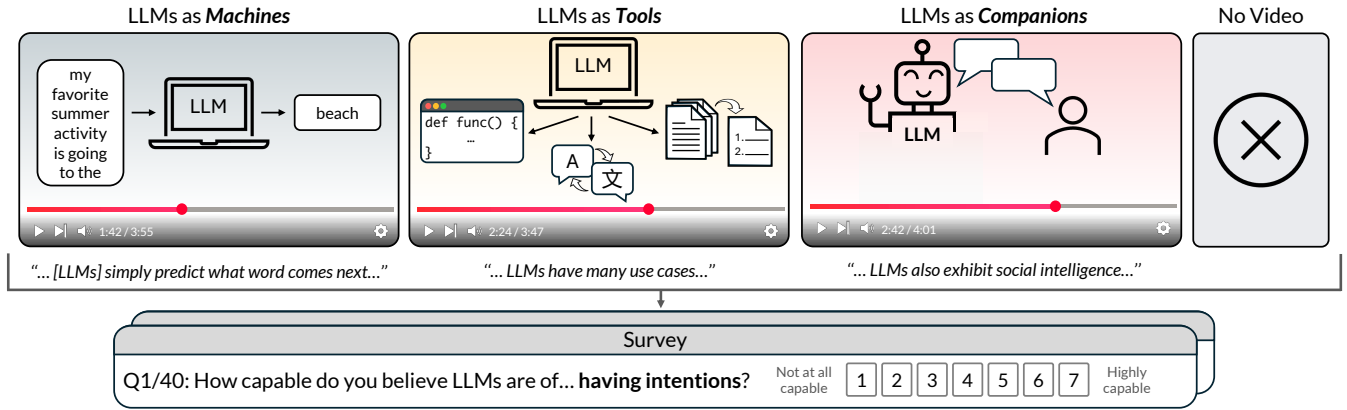
In this section, we report the effect of experimentally manipulating which video participants watched on their beliefs about how LLMs possessed various mental capacities.

**3.2.1 Overall Impact of Messaging on Attributions of Mental Capacities.** To start, we analyzed the overall differences between the no video baseline and three video conditions in aggregate. We did not find evidence that participants who watched a video were more likely to attribute mental capacities to LLMs than those who did not watch any video ( $\chi^2 = 2.171$ ,  $p = 0.141$ ;  $M_{\text{no-video}} = 2.44 [2.28, 2.59]$  vs.  $M_{\text{video}} = 2.51 [2.42, 2.60]$ ), suggesting that both groups thought LLMs possessed similarly developed mental capacities. However, we did find that participants who watched a video reported higher *confidence* in their attributions ( $F_{1,468} = 11.829$ ,  $p < 0.001$ ;  $M_{\text{no-video}} = 4.47 [4.24, 4.71]$  vs.  $M_{\text{video}} = 4.95 [4.81, 5.08]$ ), suggesting that being provided information, regardless of the content, can lead people to be more confident in their beliefs about the mental capacities LLMs can possess.

Critically, we found that *which* video participants watched had an effect on their judgments ( $\chi^2 = 37.920$ ,  $p < 0.001$ ). Specifically, participants who watched the *companion* video attributed more mental capacities to LLMs than the other three groups (Fig. 2A;  $M_{\text{companion}} = 2.76 [2.61, 2.91]$  vs.  $M_{\text{other}} = 2.40 [2.32, 2.49]$ ), suggesting they believed that LLMs possessed more fully developed mental capacities relative to participants in the other conditions. Further, we conducted a robustness analysis to omit the five (of 40 total) mental capacities identified by the research team to have been referenced in the video presenting LLMs as companions. Even without these capacities, we observed that this effect persisted ( $\chi^2 = 29.987$ ,  $p < 0.001$ ), suggesting that the participants who watched the *companion* video drew inferences about LLM mental capacities that went beyond those mentioned in the video.

**3.2.2 Differential Impact of Messaging on Attributions of Cognitive, Emotional, and Physiological Capacities.** Thusfar, our results demonstrate that the video presenting LLMs as companions can lead people to believe LLMs possess more fully developed mental capacities. Next, we performed a finer-grained analysis to understand how the videos may differentially influence various categories of capacities. We used the three emergent categories from our factor analysis, which we informally refer to as “emotional,” “cognitive,” and “physiological” to group our 40 mental capacities (see Fig. 2A for categorizations). We observed a significant main effect of the mental capacity category on participants’ attributions ( $\chi^2 = 11474.766$ ,

<sup>1</sup>For rationale on using linear regression, see Appendix Sec. B.5.1



**Figure 1: Overview of Study 1.** Top: Participants were randomly assigned to watch one of three short informational videos or to watch no video. Bottom: The survey recorded participants’ attributions of 40 mental capacities to LLMs and five of their attitudes towards LLMs: human-likeness, trust in the outputs of, confidence in using, confidence in programming, and overall feelings towards LLMs.

$p < 0.001$ ). Regardless of video condition, participants reliably reported LLMs to be more likely of possessing “cognitive” capacities than “emotional” or “physiological” ones (“cognitive”:  $M = 4.60$  [4.53, 4.68]; “emotional”:  $M = 1.75$  [1.68, 1.83]; “physiological”:  $M = 1.12$  [1.01, 1.24]), consistent with prior work [25, 145].

We additionally analyzed the degree to which the video intervention differentially influenced attributions of different categories of capacities. We observed an interaction, where the participants who watched the *companion* video ( $\chi^2 = 20.774$ ,  $p = 0.002$ ) attributed LLMs with more “emotional” and “cognitive” capacities compared to participants in other groups. However, all participants attributed similar levels of “physiological” capacities (Fig. 2A; “cognitive”:  $M_{companion} = 5.00$  [4.85, 5.14] vs.  $M_{other} = 4.47$  [4.39, 4.56]; “emotional”:  $M_{companion} = 2.15$  [2.00, 2.29] vs.  $M_{other} = 1.62$  [1.54, 1.71]; “physiological” (n.s.):  $M_{companion} = 1.14$  [0.91, 1.38] vs.  $M_{other} = 1.12$  [0.98, 1.216]). Taken together, these results suggest that messaging presenting LLMs as companions can increase people’s attributions of emotional and cognitive (but not physiological) capacities to LLMs.

**3.2.3 Impact of Messaging on Other Psychological Measures.** Finally, we report results regarding participants’ judgments on the five attitudes towards LLMs: human-likeness of, trust in, confidence in using, confidence in programming, and overall feelings towards LLMs. We observed that participants who watched the *companion* video judged LLMs to be more “human-like” than the other groups (Fig. 2B;  $F_{1,468} = 12.798$ ,  $p < 0.001$ ;  $M_{companion} = 2.62$  [2.39, 2.84] vs.  $M_{other} = 2.15$  [2.02, 2.28]). The similarity of these patterns to attributions of mental capacities to LLMs suggests that attributing humanness is closely linked to attributing cognitive and emotional capacities to LLMs, as suggested in prior work [101].

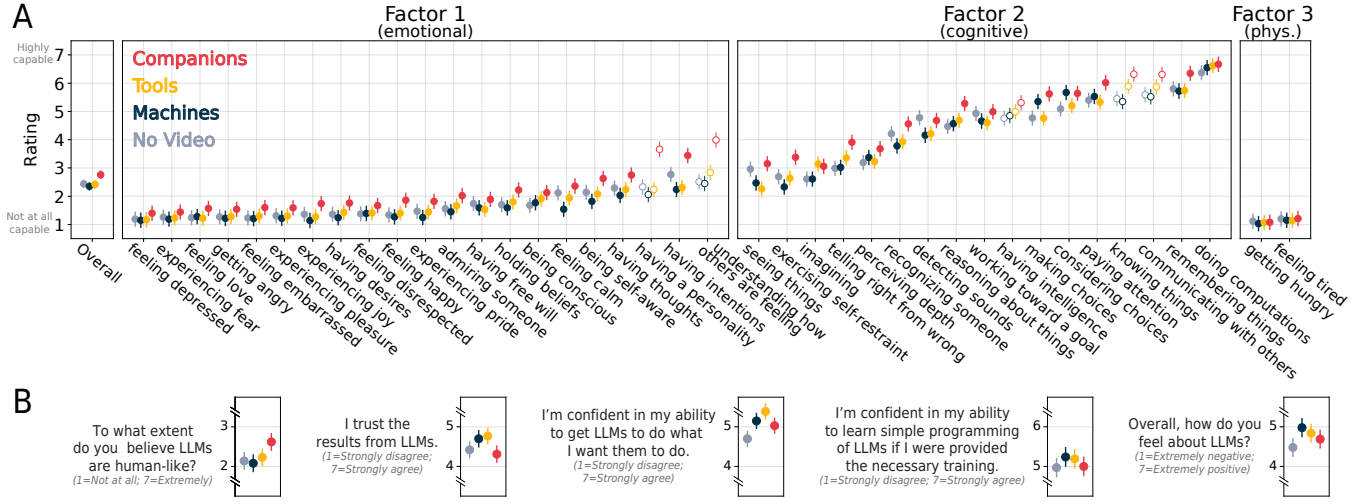
When asked to report how much they trusted the results produced by LLMs, participants reliably differed across conditions ( $F_{3,466} = 3.940$ ,  $p = 0.009$ ). In particular, participants who watched the *tool* video reported higher levels of trust than those who watched the *companion* video ( $M_{tool} = 4.77$  [4.56, 4.99] vs.  $M_{companion} = 4.31$  [4.09, 4.53]), whereas participants in the other two conditions fell somewhere in between. Moreover, which video participants

watched also influenced their confidence in getting LLMs to do what they want ( $F_{3,466} = 7.796$ ,  $p < 0.001$ ) with participants in the *tool* and *machine* conditions reliably reporting higher confidence than those in the baseline *no-video* condition ( $M_{tool} = 5.39$  [5.19, 5.60],  $M_{machine} = 5.15$  [4.94, 5.35] vs.  $M_{no-video} = 4.70$  [4.50, 4.91]). However, participants’ confidence in their own abilities to write code to modify LLMs, even if given the necessary training, did not reliably differ between groups ( $F_{3,466} = 1.151$ ,  $p = 0.328$ ). Finally, we found that which video participants watched also affected their overall feelings about LLMs ( $F_{3,466} = 3.018$ ,  $p = 0.030$ ), with participants in the *machine* condition feeling more positively than those in the *no-video* baseline ( $M_{machine} = 4.98$  [4.74, 5.23] vs.  $M_{no-video} = 4.48$  [4.24, 4.72]). In summary, these additional measures (Fig. 2B) reveal that the *machine* and *tool* videos influenced how people thought and felt about LLMs, but not their beliefs about the models’ latent mental capacities.

**3.2.4 Summary.** This first study suggests that different messaging of LLMs can both influence people’s beliefs about the mental capacities LLMs possess and their attitudes towards LLMs. Specifically, we observed that the *companion* video increased participants’ attributions of cognitive and emotional mental capacities to LLMs. Further, the *tool* video increased participants’ reported trust in LLM outputs compared to the *companion* video; compared to the *no-video* baseline, the *machine* video led participants to report feeling more positively towards LLMs and both the *tool* and *machine* videos increased participants’ confidence in using LLMs. These findings raise the question: **How do shifts in people’s beliefs about LLMs relate to their behaviors when using LLMs to perform specific tasks?**

## 4 Study 2: Investigating How Messaging Impacts Reliance on LLMs for Obtaining Information

We explored this question in a follow-up experiment nine months later. Our goal was to understand how our findings from Study 1 connected to how people relied on LLMs, specifically when trying to obtain factual information. Further, conducting this experiment allowed us to explore how our findings hold over time—as AI development progresses quickly.



**Figure 2: Study 1 results showing estimated marginal means and 95% confidence intervals from statistical analyses. All items were measured using 7-point Likert scales. A: Participants’ attributions of mental capacities to LLMs. Leftmost facet shows attributions averaged across all 40 capacities. Right three facets show attributions partitioned by the three exploratory factor analysis categories, which we called *emotional*, *cognitive*, and *physiological*. Open circles indicate capacities that were referenced in the *companion* video. B: Participants’ responses of human-likeness of, trust in, confidence in using, confidence in programming, and feelings towards LLMs.**

#### 4.1 Methods

This experiment followed a similar design to Study 1, but participants completed a series of *factual question-answering (QA)* tasks using an LLM system in addition reporting attributions of mental capacities to LLMs. In short, after being randomly assigned to watch one of the videos presenting LLMs as machines, tools, or companions or to watch no video, participants completed eight factual QA tasks with pre-generated responses from a fictitious LLM system named Theta. Participants also reported their attributions of a fixed subset of 10 mental capacities out of the full set of 40 (see Appendix Sec. C.1). To account for order effects, we randomized and counterbalanced the order of the factual QA tasks and the mental capacity survey. In this section, we focus on describing the factual QA task and measurement of participants’ reliance on LLMs. We refer the reader back to Sec. 3.1 for details on the experimental manipulation and the survey about mental capacities. This follow-up experiment was also IRB-approved, and we pre-registered the design and primary analyses with AsPredicted (<https://aspredicted.org/wq9j-sdvq.pdf>).

**4.1.1 Factual Question-Answering Task.** Our factual question-answering task is based on the study design of Kim et al. [68]. Each task involved determining the correct answer to a difficult, binary factual question with access to a response from a fictitious LLM system named Theta. After seeing the question and Theta’s response, participants were asked to select the correct answer to the question, report their confidence in their answer, rate Theta’s response justification quality and actionability, and optionally submit a follow-up question to Theta (see Fig. 3 for an example). While presenting participants with controlled LLM responses may limit our understanding of how participants would use real-world LLM systems with free-form interaction, we adopt this method from prior work [68, 69, 86, 129] as a valid approach to study people’s behaviors

with LLM responses while avoiding unwanted noise from an LLM’s stochasticity and sensitivity to wordings.

While Kim et al. [68] manipulated the presence of explanations, the presence of source links, and the answer correctness of the LLM’s responses, in this work, we manipulated the answer correctness and the logical consistency of Theta’s responses to understand the impact of messaging on how people use *unreliable* LLM responses to answer difficult factual questions. Hence, there are four response types (correct-consistent, correct-inconsistent, incorrect-consistent, and incorrect-inconsistent), and participants saw two of each type. All LLM responses were generated using GPT-4o [57] either by Kim et al. [68] or our research team directly, approximated 100 words, and followed similar writing styles. For the full list of questions, all explanations, and further prompting details, see Appendix Sec. C.2. We also discuss the limitations and implications of our study design in Sec. 5.1.

**4.1.2 Measuring Reliance & Related Variables.** Following prior work [11, 14, 68, 79, 94], we measured reliance as whether the participant’s submitted answer agreed with Theta’s answer (TRUE if the answers matched and FALSE otherwise). Additionally, we used two behavioral measures—whether participants asked a follow-up question and the time they spent on the task—and three self-reported measures on a scale of one to seven: participants’ confidence in their answer, rating of Theta’s response justification quality, and actionability. See Fig. 3 for exact question wordings of the self-report measures. Lastly, we also recorded participants’ answer accuracy on each question.

**4.1.3 Data Collection.** We recruited participants ( $N = 604$ ) in August 2025 using Prolific. Similar to Study 1, we aimed to recruit participants who were representative of the general public in the U.S. without extensive technical knowledge or experience using



**Q: Is it possible to scuba dive at the sunken city of Port Royal?**

	Correct	Incorrect
Consistent	<b>Yes, it is possible</b> to scuba dive at the sunken city [...] divers can explore these historical remnants [...].	<b>No, it's not possible</b> to scuba dive at the sunken city [...] inaccessible for typical divers. Additionally, the site is protected [...].
Inconsistent	<b>Yes, it is possible</b> to scuba dive at the sunken city [...] <u>scuba diving in the area has been completely banned</u> [...]	<b>No, it is not possible</b> to scuba dive at the sunken city [...] a <u>popular scuba destination open to tourists</u> year-round [...]

**Task 1 / 8**

**Question:** How long does it take for food to travel from our mouth to our stomach in general, 7 seconds or 30 seconds?

**Theta's Response:**

*Food typically takes about 7 seconds to travel from the mouth to the stomach. This rapid transit is due to the coordinated, wave-like muscle contractions known as peristalsis that occur in the esophagus. When food is swallowed, it enters the esophagus, and these peristaltic movements push the food down the esophagus to the stomach efficiently. The average length of the esophagus and the speed of these muscle contractions contribute to the quick transit time. Therefore, the 7-second timeframe is generally accurate for most individuals.*

What do you think the correct answer to the question is?

7 seconds  
☐

30 seconds  
☐

How confident are you in your answer? (1: Not confident at all, 7: Extremely confident)

1  
☐

2  
☐

3  
☐

4  
☐

5  
☐

6  
☐

7  
☐

Please rate Theta's response. (1: Strongly disagree, 7: Strongly agree)

	1	2	3	4	5	6	7
Theta's response offers good justification for its answer.	<input type="radio"/>	<input type="radio"/>	<input type="radio"/>	<input type="radio"/>	<input type="radio"/>	<input type="radio"/>	<input type="radio"/>
Theta's response includes information that helps me determine what my final answer should be.	<input type="radio"/>	<input type="radio"/>	<input type="radio"/>	<input type="radio"/>	<input type="radio"/>	<input type="radio"/>	<input type="radio"/>

If you could ask a follow-up question to Theta, what would it be?

☐ I would ask the following question:

☐ I'm satisfied with the current response and would not ask a follow-up question

**Figure 3: Overview of Study 2. Top: Simplified examples of Theta's 4 response types: correct-consistent, correct-inconsistent, incorrect-consistent, and incorrect-inconsistent. Inconsistencies are underlined. Bottom: Screenshots of the factual question-answering task adopted from Kim et al. [68]. Participants completed eight of these tasks in addition to completing a survey reporting attributions of 10 mental capacities to LLMs.**

LLMs. We used similar Prolific screening questions, but additionally screened participants based on self-reported LLM usage rather than self-reported general knowledge about AI (see Appendix Sec. C.3 for screening details). Participants provided informed consent and were compensated at a rate of \$15 per hour.

We aimed to recruit 150 participants per video condition post-exclusions, totaling 600 participants. This number was calculated to obtain a similar number of observations for each response type in each video condition as Kim et al. [68]. Our pre-registered exclusion criteria were intended to identify participants who did not engage with the task, which we assessed using a post-task attention check (see Appendix Sec. C.3 for sample size and exclusion details). We initially recruited a total of 611 participants, and after applying our exclusion criteria, we retained data from 604 participants (1.15% exclusion rate). 152 participants were in the no-video baseline, 152 in the *machine* video condition, 150 in the *tool* video condition, and 150 in the *companion* video condition.

**4.1.4 Analysis Procedure.** Our analyses focused on three key questions. First, we asked how strongly our video intervention from Study 1 generalizes to a new sample of participants. Second, we explored whether the magnitude of this effect changes when people are presented with LLM-generated responses as part of a behavioral

task. Third, we assessed the impact of our video messaging intervention on how readily people relied on LLM-generated outputs to answer factual questions, as measured by how often people's answers agreed with the LLM's answer.

First, to analyze whether the effects of the videos differ between the two experiments conducted nine months apart, we jointly considered mental capacity attributions for the 10 mental capacities that were surveyed from all participants in both experiments ( $N = 1,074$ ). Then, we fit the following linear mixed-effects regression model:  $\text{rating} \sim \text{time} * \text{video\_condition} * \text{category} + \text{qa\_task} * \text{video\_condition} * \text{category} + (1 | \text{p\_id})^2$ . Here time was a binary variable where the reference level PAST indicated the data was from November 2024 and PRESENT indicated the data was from August 2025, category denoted whether the mental capacity was from the cognitive (reference) or emotional category, and qa\_task was a binary variable with a reference level of FALSE indicating the participant had not yet completed the factual QA task and TRUE otherwise. Similarly to earlier analyses, video\_condition was a four-level categorical variable with no\_video as the reference and p\_id represents the participant ID.

<sup>2</sup>We intentionally did not include the interaction between time \* qa\_task because these variables are linearly dependent and the interactions led to rank deficiencies

Next, we sought to investigate how completing factual QA tasks with LLM responses affects people’s attributions of mental capacities to LLMs, in addition to the different types of messaging. Focusing on the most recently collected data, we compared the attributions of mental capacities between participants who reported their attributions after the videos but before completing tasks with Theta and participants who reported them after both the videos and the tasks. To avoid excessive model complexity, we fit the following linear mixed-effects regression model for cognitive and emotional mental capacities separately:  $\text{rating} \sim \text{video\_condition} * \text{qa\_task} + (1 \mid \text{p\_id}) + (1 \mid \text{capacity})$ . Here rating is the predicted rating for a specific mental capacity; qa\_task is a binary variable with a reference level of FALSE indicating participants who had *not* yet completed the factual QA tasks with Theta’s responses before reporting mental capacities and TRUE otherwise; and capacity is a categorical variable for each mental capacity. This was pre-registered as an exploratory analysis, but the exact methodology was not specified then.

Lastly, our main pre-registered analysis aimed to understand how different messaging about LLMs affects people’s reliance on LLM-generated responses to answer factual questions. We fit the following logistic mixed-effects regression model:  $\text{agreement} \sim \text{correct} + \text{consistent} * \text{video\_condition} + (\text{correct} + \text{consistent} \mid \text{p\_id}) + (\text{correct} + \text{consistent} \mid \text{q\_topic})$ . We did not include the interaction between correct and other variables because the questions were hypothesized to be outside of participants’ knowledge and thus participants were not expected to know the correct answers. Here agreement is TRUE if the participant’s answer agrees with Theta’s answer; correct is TRUE if Theta’s answer was the correct answer consistent is TRUE if there were no inconsistencies in Theta’s response; and q\_topic is the topic of this specific question. We employed a similar analysis strategy for accuracy and the secondary measures of reliance (e.g., confidence). Additionally, we conducted an exploratory analysis probing whether participants’ reliance was correlated with their attributions of mental capacities which we describe and report in Appendix Sec. C.6.3. Our statistical modeling follows a similar approach outlined in Sec. 3.1.4, and we similarly report quantitative model comparisons ( $\chi^2$ ,  $p$ ), model parameter estimates ( $\beta$ ,  $SE$ ,  $p$ ), and estimated marginal means with 95% confidence intervals ( $M$ ,  $CI = [CI \text{ low}, CI \text{ high}]$ ).

## 4.2 Results

In this section, we report our findings with respect to the three questions presented in Sec. 4.1.4. First, we observed that the effect of messaging on people’s beliefs generalized to a new sample of participants: messaging about LLMs as companions robustly led participants to report increased attributions of mental capacities to LLMs. Second, we found that using responses from our fictitious LLM Theta to complete tasks further influenced how participants attributed *cognitive* capacities to LLMs, moderating the effect of the videos. Lastly, our main analysis demonstrated that how participants relied on Theta was largely unaffected by which video they watched. However, when Theta’s responses were *inconsistent*, participants who watched the video that presented LLMs as *machines*

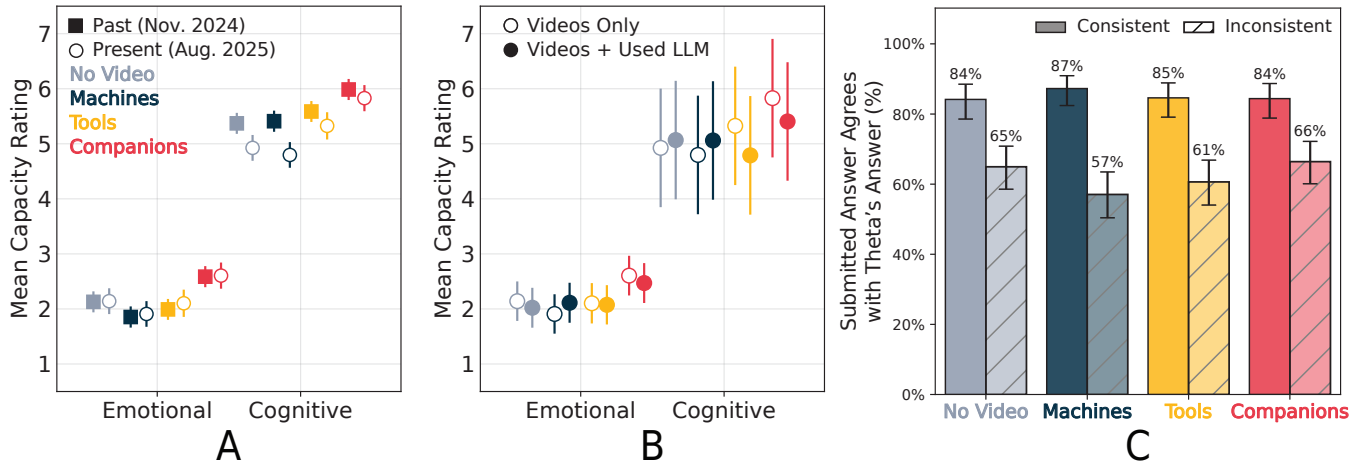
tended to rely on Theta less, measured by whether participants’ submitted answer agreed with Theta’s answer. These results suggest a complex relationship between messaging and people’s reliance on LLM responses to obtain factual information.

**4.2.1 Replicated Effect of Messaging on Attributing Mental Capacities to LLMs.** Given the rapidly changing landscape around AI, it is conceivable that a new sample of participants recruited nine months later might not respond to our messaging intervention in the same way. However, we instead found that our initial findings successfully generalized to this new sample of participants. Specifically, we found no evidence that the effect of the video conditions depended on which timepoint we considered (first vs. second timepoint;  $\chi^2 = 8.964$ ,  $p = 0.176$ ;  $\beta_{\text{time:machine}} = -0.073$ ,  $SE = 0.094$ ,  $p = 0.443$ ;  $\beta_{\text{time:tool}} = 0.080$ ,  $SE = 0.096$ ,  $p = 0.404$ ;  $\beta_{\text{time:companion}} = 0.125$ ,  $SE = 0.095$ ,  $p = 0.188$ ). Even in this new sample, watching the *companion* video still led people to believe that LLMs may possess more fully developed mental capacities than watching the other videos, or no video at all.

While the effect of the videos remained robust, we did find that participants tested at the second timepoint made somewhat weaker attributions than those tested initially ( $\chi^2 = 11.816$ ,  $p < 0.001$ ;  $M_{\text{past}} = 3.86$  [3.78, 3.95] vs.  $M_{\text{present}} = 3.70$  [3.60, 3.81]). A finer-grained analysis suggests that this reduction was driven by the *cognitive* capacities (Fig. 4A;  $\chi^2 = 40.844$ ,  $p < 0.001$ ;  $M_{\text{past}} = 5.58$  [5.49, 5.68] vs.  $M_{\text{present}} = 5.22$  [5.10, 5.34]), rather than the *emotional* capacities ( $M_{\text{past}} = 2.14$  [2.04, 2.24] vs.  $M_{\text{present}} = 2.19$  [2.07, 2.31]). Taken together, these findings suggest that messaging about LLMs still robustly influences people’s beliefs about the mental capacities LLMs possess, but that people’s baseline beliefs may evolve over time, for instance as a consequence of becoming more familiar with the technology.

**4.2.2 Completing Tasks with LLM Responses Reduces Impact of Companion Messaging.** To explore whether becoming more familiar with LLMs might moderate the impact of messaging, we next analyzed the extent to which participants who had opportunities to complete factual QA tasks with our fictitious LLM system Theta responded differently when asked about the mental capacities that LLMs might have. Overall, we did not find evidence that participants who completed tasks with Theta’s responses after watching a video made different mental capacity attributions from participants who only watched a video (but did not yet complete the tasks using Theta’s responses); this was true both for cognitive ((n.s.):  $\chi^2 = 1.901$ ,  $p = 0.168$ ) and emotional ((n.s.):  $\chi^2 = 0.047$ ,  $p = 0.829$ ) capacities. However, when we analyzed video conditions separately, we found that participants who watched the *companion* video and completed the task with Theta’s responses reported *weaker* attributions of cognitive capacities to LLMs than did participants who only watched the *companion* video (Fig. 4B;  $\beta = -0.305$ ,  $SE = 0.150$ ,  $p = 0.042$ ;  $M_{\text{no-Theta}} = 5.83$  [4.75, 6.91] vs.  $M_{\text{used-Theta}} = 5.41$  [4.33, 6.48]). Weaker attributions of *cognitive* capacities to LLMs after completing tasks with LLM responses were also found among participants in the *tool* condition ( $\beta = -0.366$ ,  $SE = 0.150$ ,  $p = 0.015$ ;  $M_{\text{no-Theta}} = 5.33$  [4.25, 6.40] vs.  $M_{\text{used-Theta}} = 4.79$  [3.71, 5.87]). Taken together, these results suggest that the overall impact of messaging about LLMs on beliefs about LLM mental capacities can be moderated by using LLM responses to perform tasks.





**Figure 4: Study 2 results showing estimated marginal means and 95% confidence intervals from statistical analyses. A: Study 2 participants in August 2025 (present) attributed less cognitive capacities to LLMs than Study 1 participants in November 2024 (past), but the increased mean attribution rating when presenting LLMs as companions persisted across these two timepoints. B: Using responses from an LLM to complete a task could reduce participants’ attributions of cognitive mental capacities to LLMs for those who watched videos presenting LLMs as tools or companions. C: Proportion of participants’ submitted answers that agreed with Theta’s answer for each video condition and when Theta’s response was consistent or inconsistent. Participants who watched LLMs presented as machines (dark blue) agreed with Theta’s inconsistent responses even *less* than other participants.**

**4.2.3 Impact of Messaging on Reliance on LLM to Obtain Factual Information.** While our results so far demonstrate that the effect of messaging on people’s beliefs about the nature of LLMs is robust to a changing AI landscape and that using LLM responses to complete tasks can further moderate these beliefs, we turn to our primary analysis of this study: *whether messaging can influence how people rely on responses from LLMs to answer factual questions.* Specifically, we examined the impact of different messaging on participants’ reliance on LLMs measured as agreement, i.e., whether or not a participant’s final answer agreed with the LLM’s answer.

We found that participants submitted the same answer as Theta 75.49% of the time ( $M = 75.49\%$  [70.92%, 79.56%]). Further, we did *not* observe significant differences in reliance based on which video they watched (n.s.):  $\chi^2 = 2.435$ ,  $p = 0.487$ ;  $M_{no\ video} = 75.83\%$  [71.47%, 80.49%],  $M_{machines} = 75.10\%$  [69.60%, 79.90%],  $M_{tools} = 74.42\%$  [68.87%, 79.28%],  $M_{companions} = 76.58\%$  [71.30%, 81.14%]), suggesting that participants’ reliance on Theta was not sensitive to the kind of messaging about LLMs they encountered earlier.

Next, we explored how the correctness and consistency of LLM responses may shape reliance. First, we did not find strong evidence that the correctness of Theta’s responses reliably impacted participants’ reliance (n.s.):  $\beta = 0.488$ ,  $SE = 0.256$ ,  $p = 0.056$ ). Interestingly, participants’ answers agreed more with Theta’s answer when Theta was incorrect ( $M_{correct} = 70.70\%$  [64.22%, 76.44%] vs.  $M_{incorrect} = 79.72\%$  [72.83%, 85.22%]); this is consistent with findings in Kim et al. [68] and may be due to participants’ prior beliefs about these topics being inaccurate. Additionally, we observed that Theta’s correctness did influence the participants’ accuracy, confidence, whether they asked follow-up questions, and time spent on each question. For details, see Appendix Sec. C.6.

On the other hand, we observed that the consistency of LLM responses did impact people’s reliance ( $\chi^2 = 307.387$ ,  $p < 0.001$ ), such that participants’ answers agreed less with Theta’s answer when Theta’s response was inconsistent ( $\beta = -1.054$ ,  $SE = 0.179$ ,  $p < 0.001$ ;  $M_{consistent} = 85.15\%$  [80.78%, 88.67%] vs.  $M_{inconsistent} = 62.33\%$  [57.26%, 67.14%]). Similarly, the consistency of LLM responses influenced accuracy and all secondary measures of reliance (see Appendix Sec. C.6 for details). These findings are largely consistent with those by Kim et al. [68] and suggest the effects of (in)consistencies in LLM responses are robust under systematic intervention.

We further explored whether there is an interaction between the video condition and the consistency of LLM responses on reliance, motivated by the hypothesis that certain messaging about LLMs could lead people to be more careful in noticing inconsistencies in LLM responses. Interestingly, we observed an interaction effect between the video watched and the consistency of LLM responses ( $\chi^2 = 10.998$ ,  $p = 0.012$ ), such that while all participants relied less on Theta’s inconsistent responses than its consistent responses, participants who watched the video that presented LLMs as machines tended to rely on inconsistent LLM responses *even less* (Fig. 4C;  $\beta_{inconsistent:machine} = -0.587$ ,  $SE = 0.206$ ,  $p = 0.004$ ;  $M_{consistent:machine} = 87.26\%$  [82.41%, 90.92%] vs.  $M_{inconsistent:machine} = 57.05\%$  [50.39%, 63.47%]). While participants’ overall reliance was largely robust to messaging about LLMs, presenting LLMs as machines can *further reduce* their reliance on inconsistent responses, suggesting that *machine* messaging may help foster increased levels of skepticism.

**4.2.4 Summary.** In Study 2, we first replicated the findings from Study 1 nine months after the original data collection, suggesting the effects of different messaging on beliefs are robust to the

fast-paced AI landscape. Our second analysis demonstrated that completing tasks with Theta’s responses after watching the videos could moderate the effects of the video messages on people’s beliefs about the mental capacities LLMs may possess. Lastly, we found that participants’ reliance on Theta was largely unaffected by the video they watched, but we observed that messaging presenting LLMs as machines reduced participants’ reliance when they saw *inconsistent* LLM responses. This suggests a complex relationship between how messaging framing AI as *machines* can foster increased skepticism in unreliable situations. Taken together, these results contextualize our main findings by providing insight on how messaging, mental capacities, and using LLM responses to answer factual questions may all relate to one another.

## 5 Discussion

This work aims to understand how different messaging about AI can influence people’s beliefs and behaviors around AI. Concretely, we explored how messaging about LLMs, a popular form of AI systems, affected people’s beliefs about the mental capacities LLMs may possess, such as the ability to have intentions or know things. We found that presenting LLMs as companions led participants to be more likely to believe LLMs can possess a broad array of mental capacities, and we demonstrated that these results are robust amid a quickly changing AI landscape. We further explored how the effects of messaging may influence how people rely on a (potentially unreliable) LLM when seeking factual information. Here we found that presenting LLMs as machines decreased participants’ reliance on inconsistent LLM responses, suggesting that messaging about LLMs as machines can help foster higher skepticism in unreliable situations. All in all, our study demonstrates that messaging about AI matters: how we present AI to people has the potential to impact both what people believe about the fundamental nature of AI and how they use the technology.

### 5.1 Limitations and Future Work

However, we acknowledge a few limitations of our studies. In this work, we did not further consider complexities of the real world such as the effect of conflicting information, variably reliable AI systems, and significant time delays. First, in the real world, people can encounter many potentially contradictory messages simultaneously, and in these situations, it is currently unclear which types of messaging would prevail. Second, while we designed Theta to present equal proportions of correct-consistent, correct-inconsistent, incorrect-consistent, and incorrect-inconsistent responses to conduct systematic analyses, it is possible that the videos would have a different impact on reliance if Theta had fewer (or more) inconsistencies in its responses. Lastly, we did not investigate how long the effects of different messaging would persist before they wear off and to what extent would consistent exposure to certain messaging have cumulative effects in shaping people’s beliefs, attitudes, and reliance on AI. Our work begins to understand how public communication about AI influences what people believe about AI, but we do not yet fully understand its complexity in the real world.

To encourage future work to study the ways messaging about AI can affect both people’s beliefs and behaviors, we discuss two potential directions to explore: higher stakes situations and reliance on LLM systems for social matters. While our study questions were simple and the stakes were low, people are using AI in more complex settings with higher stakes, such as writing official reports [81, 100, 112, 113] or obtaining medical advice [80, 99, 127]. In these more complex situations when correctness is crucial, different messaging about AI might have a more pronounced effect due to the uncertainty of the situation. Further, the joint impact of messaging and using LLM responses in higher stakes situations may demonstrate different effect sizes and directions on people’s beliefs than what we observed here, given its dependency on task and context. Second, while in Study 2 we focused on people’s reliance on LLMs when seeking factual information, it is also becoming increasingly common for people to use LLMs for social and emotional support to the extent of replacing human relationships [41, 72, 76, 78, 89, 96, 111, 147, 154]—despite the potential consequences [19, 21, 120, 154]. It is important to understand how different messaging about LLMs may influence how people use LLMs for personal matters, where beliefs and emotions may play a larger role, in order to circumvent undesired outcomes.

### 5.2 Implications

Finally, we discuss implications of our findings regarding anthropomorphism and public communication about AI.

**5.2.1 Implications of Increasingly Believing AI can Possess Mental Capacities on Anthropomorphism.** Believing AI can possess mental capacities can be considered a form of anthropomorphism: attributing human-like qualities to a non-human entity [39, 67, 101]. While anthropomorphic language is often used to make complex concepts more understandable [59, 114], in the context of AI technology, this can have unintended consequences; anthropomorphizing AI technology can lead people to miscalibrate their expectations, and in more extreme circumstances, can lead to potential dangers such as increased emotional dependence on the systems, manipulation of users, and the general dehumanization of people [19, 21, 45, 85, 142, 154]. Thus, although it may seem like messaging that presents LLMs as companions leads people to believe LLMs possess only *slightly* more fully developed mental capacities relative to other forms of messaging, it is still significant because of its connection to anthropomorphizing AI technology and should not be taken lightly.

**5.2.2 Implications on Public Communication and Education about AI.** Clear public communication about AI is important to foster appropriate expectations of these systems and reduce anthropomorphizing AI [17], and our study demonstrates different messages about AI can have nuanced effects on people’s beliefs about and reliance on LLM responses. While anthropomorphic language may be more natural to use, we encourage communicating about AI using less metaphorical terms, which can further inflate beliefs about AI [142]. We acknowledge that it is often challenging to convey sufficient technical information about AI in limited amounts of time and at appropriate levels of abstraction. However, informational videos, like our *machine* and *tool* videos, might offer a solution,

giving people bite-sized and engaging content that can influence their beliefs via *education*, rather than exaggerated claims. Short yet impactful means of “edu-tainment” [2] can be informational and engaging for adults who may not have the time, resources, and access to the typical interventions designed to foster AI literacy [15, 82, 105]. Thus, our study not only demonstrates how messaging about AI as machines, tools, or companions can influence people’s beliefs and reliance, but it also connects to a growing number of works encouraging short informational videos as a means of public education about AI [13, 116].

### 5.3 Conclusion

In summary, our work begins to address the role messaging about AI can have on both people’s beliefs about AI systems and on how people choose to rely on them in obtaining factual information. On one hand, we found that messaging about LLMs as companions can have robust impacts on people’s beliefs about the nature of these systems—specifically increasing the degree to which LLMs can possess various mental capacities. On the other hand, people’s decisions to rely on AI is more nuanced: messaging about LLMs as machines can reduce reliance of inconsistent LLM responses, but in general people’s reliance is robust to different messaging. Taken together, our findings highlight the potential for *discourse about AI*—beyond technical advances in AI—to generate broad societal impact.

### Acknowledgements

We thank the study participants for their time and effort. We also thank all those who provided thoughtful feedback and discussion, especially members of the Princeton Visual AI Lab, Stanford Cognitive Tools Lab, and the anonymous reviewers. We acknowledge support from the Princeton Cognitive Science Program, NSF Graduate Research Fellowship Program (A.C., S.K.), NSF AccessComputing Workforce #2417014 (A.F.), Princeton SEAS Howard B. Wentz, Jr. Junior Faculty Award (O.R.), NSF CAREER #2047191 (J.E.F.), NSF DRL #2400471 (J.E.F.), and a Hoffman-Yee Grant from the Stanford Center for Human-Centered Artificial Intelligence (J.E.F.).

### References

- [1] [n.d.]. Replika — replika.com. <https://replika.com/>.
- [2] Nalan Aksakal. 2015. Theoretical View to The Approach of The Edutainment. *Procedia-Social and Behavioral Sciences* 186 (2015), 1232–1239.
- [3] Francesco Paolo Appio, Celina Toscano Hernandez, Federico Platania, and Francesco Schiavone. 2025. AI Narratives in Fiction and Media: Exploring Thematic Parallels in Public Discourse. *Technovation* 142 (2025), 103201.
- [4] Matthew T Ballew, Laura Thomas-Walters, Matthew H Goldberg, Marija Verner, Jessica Lu, John Marshall, Seth A Rosenthal, and Anthony Leiserowitz. 2025. Climate Change Messages can Promote Support for Climate Action Globally. *Global Environmental Change* 90 (2025), 102951.
- [5] Albert Bandura. 1982. Self-efficacy mechanism in human agency. *American psychologist* 37, 2 (1982), 122.
- [6] Gagan Bansal, Besmira Nushi, Ece Kamar, Walter S Lasecki, Daniel S Weld, and Eric Horvitz. 2019. Beyond Accuracy: The Role of Mental Models in Human-AI Team Performance. In *Proceedings of the AAAI Conference on Human Computation and Crowdsourcing*, Vol. 7. 2–11.
- [7] Gagan Bansal, Tongshuang Wu, Joyce Zhou, Raymond Fok, Besmira Nushi, Ece Kamar, Marco Tulio Ribeiro, and Daniel Weld. 2021. Does the Whole Exceed Its Parts? The Effect of Ai Explanations on Complementary Team Performance. In *Proceedings of the 2021 CHI conference on human factors in computing systems*. 1–16.
- [8] Maalvika Bhat and Duri Long. 2024. Designing Interactive Explainable AI Tools for Algorithmic Literacy and Transparency. In *Proceedings of the 2024 ACM Designing Interactive Systems Conference*. 939–957.
- [9] Mriganka Biswas and John Murray. 2024. The Impact of Education Level on AI Reliance, Habit Formation, and Usage. In *2024 29th International Conference on Automation and Computing (ICAC)*. IEEE, 1–6.
- [10] Philipp Brauner, Alexander Hick, Ralf Philippsen, and Martina Zieffle. 2023. What Does The Public Think about Artificial Intelligence?—A Criticality Map to Understand Bias in The Public Perception of AI. *Frontiers in Computer Science* 5 (2023), 1113903.
- [11] Zana Bućinca, Maja Barbara Malaya, and Krzysztof Z Gajos. 2021. To Trust or to Think: Cognitive Forcing Functions can Reduce Overreliance on AI in AI-assisted Decision-making. *Proceedings of the ACM on Human-Computer Interaction* 5, CSCW1 (2021), 1–21.
- [12] Adrian Bussone, Simone Stumpf, and Dymna O’Sullivan. 2015. The Role of Explanations on Trust and Reliance in Clinical Decision Support Systems. In *2015 international conference on healthcare informatics*. IEEE, 160–169.
- [13] Huajie Jay Cao, Hee Rin Lee, and Wei Peng. 2025. Empowering Adults with AI Literacy: Using Short Videos to Transform Understanding and Harness Fear for Critical Thinking. In *Proceedings of the 2025 CHI Conference on Human Factors in Computing Systems*. 1–8.
- [14] Shiye Cao and Chien-Ming Huang. 2022. Understanding User Reliance on AI in Assisted Decision-Making. *Proceedings of the ACM on Human-Computer Interaction* 6, CSCW2 (2022), 1–23.
- [15] Lorena Casal-Otero, Alejandro Catala, Carmen Fernández-Morante, Maria Taboada, Beatriz Cebreiro, and Senén Barro. 2023. AI Literacy in K-12: A Systematic Literature Review. *International Journal of STEM Education* 10, 1 (2023), 29.
- [16] Stephen Cave, Kate Coughlan, and Kanta Dihal. 2019. “Scary Robots” Examining Public Responses to AI. In *Proceedings of the 2019 AAAI/ACM Conference on AI, Ethics, and Society*. 331–337.
- [17] Stephen Cave, Claire Craig, Kanta Dihal, Sarah Dillon, Jessica Montgomery, Beth Singler, and Lindsay Taylor. 2018. Portrayals and Perceptions of AI and Why They Matter. (2018).
- [18] Stephen Cave and Kanta Dihal. 2019. Hopes and Fears for Intelligent Machines in Fiction and Reality. *Nature machine intelligence* 1, 2 (2019), 74–78.
- [19] Stephen Cave and Kanta Dihal. 2021. AI Will Always Love You: Three Contradictions in Imaginings of Intimate Relations with Machines. In *Minding the Future: Artificial Intelligence, Philosophical Visions and Science Fiction*. Springer, 107–125.
- [20] Valerie Chen, Q Vera Liao, Jennifer Wortman Vaughan, and Gagan Bansal. 2023. Understanding the Role of Human Intuition on Reliance in Human-AI Decision-Making with Explanations. *Proceedings of the ACM on Human-computer Interaction* 7, CSCW2 (2023), 1–32.
- [21] Myra Cheng, Alicia DeVrio, Lisa Egede, Su Lin Blodgett, and Alexandra Olteanu. 2024. “I Am the One and Only, Your Cyber BFF”: Understanding the Impact of GenAI Requires Understanding the Impact of Anthropomorphic AI. *arXiv preprint arXiv:2410.08526* (2024).
- [22] Myra Cheng, Angela Y Lee, Kristina Rapuano, Kate Niederhoffer, Alex Liebscher, and Jeffrey Hancock. 2025. From Tools to Thieves: Measuring and Understanding Public Perceptions of AI through Crowdsourced Metaphors. *arXiv preprint arXiv:2501.18045* (2025).
- [23] Chun-Wei Chiang and Ming Yin. 2022. Exploring the Effects of Machine learning literacy interventions on laypeople’s reliance on machine learning models. In *Proceedings of the 27th International Conference on Intelligent User Interfaces*. 148–161.
- [24] Clara Colombatto, Jonathan Birch, and Stephen M Fleming. 2025. The Influence of Mental State Attributions on Trust in Large Language Models. *Communications Psychology* 3, 1 (2025), 1–7.
- [25] Clara Colombatto and Stephen M Fleming. 2024. Folk Psychological Attributions of Consciousness to Large Language Models. *Neuroscience of Consciousness* 2024, 1 (2024), niae013.
- [26] Ilenia Cucciniello, Sara Sangiovanni, Gianpaolo Maggi, and Silvia Rossi. 2023. Mind Perception in HRI: Exploring users’ Attribution of Mental and Emotional States to Robots with Different Behavioural Styles. *International Journal of Social Robotics* 15, 5 (2023), 867–877.
- [27] Sunhao Dai, Chen Xu, Shicheng Xu, Liang Pang, Zhenhua Dong, and Jun Xu. 2024. Bias and Unfairness in Information Retrieval Systems: New Challenges in the LLM Era. In *Proceedings of the 30th ACM SIGKDD Conference on Knowledge Discovery and Data Mining*. 6437–6447.
- [28] Silvia De Marchi, Cristina Gena, and Antonio Lieto. 2024. You Got the Feeling: Attributing Affective States to Dialogical Social Robots. In *International Conference on Human-Computer Interaction*. Springer, 216–230.
- [29] Fabrizio Dell’Acqua, Edward McFowland III, Ethan R Mollick, Hila Lifshitz-Assaf, Katherine Kellogg, Saran Rajendran, Lisa Kraye, François Candelon, and Karim R Lakhani. 2023. Navigating the Jagged Technological Frontier: Field Experimental Evidence of the Effects of AI on Knowledge Worker Productivity and Quality. *Harvard Business School Technology & Operations Mgt. Unit Working Paper* 24-013 (2023).
- [30] Kadir Demir and Gür Emre Güraksın. 2022. Determining Middle School Students’ Perceptions of the Concept of Artificial Intelligence: A Metaphor Analysis.

- Participatory Educational Research* 9, 2 (2022), 297–312.
- [31] Dorottya Demszyk, Diyi Yang, David S Yeager, Christopher J Bryan, Margaret Clapper, Susannah Chandhok, Johannes C Eichstaedt, Cameron Hecht, Jeremy Jamieson, Meghann Johnson, et al. 2023. Using Large Language Models in Psychology. *Nature Reviews Psychology* 2, 11 (2023), 688–701.
  - [32] Elena Denia. 2025. AI Narratives Model: Social Perception of artificial intelligence. *Technovation* 146 (2025), 103266.
  - [33] Daniel C Dennett. 1989. *The Intentional Stance*. MIT press.
  - [34] Lorenzo Desideri, Paola Bonifacci, Giulia Croati, Angelica Dalena, Maria Gesualdo, Gianfelice Molinaro, Arianna Gherardini, Lisa Cesario, and Cristina Ottaviani. 2021. The Mind in the Machine: Mind Perception Modulates Gaze Aversion During Child–Robot Interaction. *International Journal of Social Robotics* 13, 4 (2021), 599–614.
  - [35] Hyo Jin Do, Michelle Brachman, Casey Dugan, Qian Pan, Priyanshu Rai, James M Johnson, and Roshni Thawani. 2024. Evaluating What Others Say: The Effect of Accuracy Assessment in Shaping Mental Models of AI Systems. *Proceedings of the ACM on Human-Computer Interaction* 8, CSCW2 (2024), 1–26.
  - [36] Yano N Druckman, Kirsten M Ellenbogen, Dietram A Scheufele, and Itzhak Yanovitzky. 2025. An Agenda for Science Communication Research and Practice. e2400932122 pages.
  - [37] Timothy J Eddy, Gordon G Gallup Jr, and Daniel J Povinelli. 1993. Attribution of Cognitive States to Animals: Anthropomorphism in Comparative Perspective. *Journal of Social Issues* 49, 1 (1993), 87–101.
  - [38] Eleni A. 2024. The Intentional Stance, LLMs Edition — EA Forum — forum.effectivealtruism.org. <https://forum.effectivealtruism.org/posts/mTpdEmHhDbPqY2dGD/the-intentional-stance-llms-edition>.
  - [39] Nicholas Epley, Adam Waytz, and John T Cacioppo. 2007. On seeing human: A three-factor theory of anthropomorphism. *Psychological review* 114, 4 (2007), 864.
  - [40] Edgar Erdfelder, Franz Faul, and Axel Buchner. 1996. GPOWER: A General Power Analysis Program. *Behavior Research Methods, Instruments, & Computers* 28 (1996), 1–11.
  - [41] Cathy Mengying Fang, Auren R Liu, Valdemar Danry, Eunhae Lee, Samantha WT Chan, Pat Pataranutaporn, Pattie Maes, Jason Phang, Michael Lampe, Lama Ahmad, et al. 2025. How Ai and Human Behaviors Shape Psychosocial Effects of Chatbot Use: A Longitudinal Randomized Controlled Study. *arXiv preprint arXiv:2503.17473* (2025).
  - [42] Oriol FeldmanHall and Matthew R Nassar. 2021. The Computational Challenge of Social Learning. *Trends in Cognitive Sciences* 25, 12 (2021), 1045–1057.
  - [43] Baruch Fischhoff. 2013. The Sciences of Science Communication. *Proceedings of the National Academy of Sciences* 110, supplement\_3 (2013), 14033–14039.
  - [44] Baruch Fischhoff. 2019. Evaluating Science Communication. *Proceedings of the National Academy of Sciences* 116, 16 (2019), 7670–7675.
  - [45] Batya Friedman and Peter H Kahn Jr. 1992. Human Agency and Responsible Computing: Implications for Computer System Design. *Journal of Systems and Software* 17, 1 (1992), 7–14.
  - [46] Susan A Gelman. 2003. *The Essential Child: Origins of Essentialism in Everyday Thought*. Oxford University Press.
  - [47] Cristina Gena, Francesca Manini, Antonio Lieto, Alberto Lillo, and Fabiana Vernerio. 2023. Can Empathy Affect the Attribution of Mental States to Robots?. In *Proceedings of the 25th International Conference on Multimodal Interaction*. 94–103.
  - [48] Samira Ghodrathnama and Mehrdad Zakershahra. 2023. Adapting LLMs for Efficient, Personalized Information Retrieval: Methods and Implications. In *International Conference on Service-Oriented Computing*. Springer, 17–26.
  - [49] Ana Valeria González, Gagan Bansal, Angela Fan, Yashar Mehdad, Robin Jia, and Srinivasan Iyer. 2021. Do Explanations Help Users Detect Errors in Open-Domain QA? An Evaluation of Spoken vs. Visual Explanations. In *Findings of the Association for Computational Linguistics: ACL-IJCNLP 2021*. 1103–1116.
  - [50] Grammarly. [n. d.]. Transforming Communication Through AI Innovation — grammarly.com. <https://www.grammarly.com/ai>.
  - [51] Heather M Gray, Kurt Gray, and Daniel M Wegner. 2007. Dimensions of Mind Perception. *science* 315, 5812 (2007), 619–619.
  - [52] Ben Green and Yiling Chen. 2019. The Principles and Limits of Algorithm-In-The-Loop Decision Making. *Proceedings of the ACM on human-computer interaction* 3, CSCW (2019), 1–24.
  - [53] Anastasiya Haritonova. 2024. 10 Real-World Applications of Large Language Models (LLMs) in 2025 — pixelpex.io. <https://pixelpex.io/blog/llm-applications/>.
  - [54] Gaole He, Stefan Buijsman, and Ujwal Gadiraju. 2023. How Stated Accuracy of an AI System and Analogies to Explain Accuracy Affect Human Reliance on the System. *Proceedings of the ACM on Human-Computer Interaction* 7, CSCW2 (2023), 1–29.
  - [55] Susanne Hindennach, Lei Shi, Filip Miletic, and Andreas Bulling. 2024. Mindful Explanations: Prevalence and Impact of Mind Attribution in XAI Research. *Proceedings of the ACM on Human-Computer Interaction* 8, CSCW1 (2024), 1–43.
  - [56] Lei Huang, Weijiang Yu, Weitao Ma, Weihong Zhong, Zhangyin Feng, Haotian Wang, Qianglong Chen, Weihua Peng, Xiaocheng Feng, Bing Qin, et al. 2025. A survey on Hallucination in Large Language Models: Principles, Taxonomy, Challenges, and Open Questions. *ACM Transactions on Information Systems* 43, 2 (2025), 1–55.
  - [57] Aaron Hurst, Adam Lerer, Adam P Goucher, Adam Perelman, Aditya Ramesh, Aidan Clark, AJ Ostrow, Akila Welihinda, Alan Hayes, Alec Radford, et al. 2024. Gpt-4o System Card. *arXiv preprint arXiv:2410.21276* (2024).
  - [58] Ironhack. 2024. 10 Ways AI is Used Today — ironhack.com. <https://www.ironhack.com/us/blog/10-ways-ai-is-used-today>.
  - [59] Alma Jahic Pettersson, Kristina Danielsson, and Carl-Johan Rundgren. 2020. ‘Traveling nutrients’: How students use metaphorical language to describe digestion and nutritional uptake. *International Journal of Science Education* 42, 8 (2020), 1281–1301.
  - [60] Julian Jara-Ettinger. 2019. Theory of Mind as Inverse Reinforcement Learning. *Current Opinion in Behavioral Sciences* 29 (2019), 105–110.
  - [61] Philip N Johnson-Laird. 1980. Mental Models in Cognitive Science. *Cognitive science* 4, 1 (1980), 71–115.
  - [62] Boryung Ju and J Brenton Stewart. 2024. Empowering Users with ChatGPT and Similar Large Language Models (LLMs): Everyday Information Needs, Uses, and Gratification. *Proceedings of the Association for Information Science and Technology* 61, 1 (2024), 172–182.
  - [63] John Jumper, Richard Evans, Alexander Pritzel, Tim Green, Michael Figurnov, Olaf Ronneberger, Kathryn Tunyasuvunakool, Russ Bates, Augustin Židek, Anna Potapenko, et al. 2021. Highly Accurate Protein Structure Prediction with AlphaFold. *nature* 596, 7873 (2021), 583–589.
  - [64] Patricia K Kahr, Gerrit Rooks, Martijn C Willemsen, and Chris CP Snijders. 2024. Understanding Trust and Reliance Development in AI Advice: Assessing Model Accuracy, Model Explanations, and Experiences from Previous Interactions. *ACM Transactions on Interactive Intelligent Systems* 14, 4 (2024), 1–30.
  - [65] Patrick Gage Kelley, Yongwei Yang, Courtney Heldreth, Christopher Moessner, Aaron Sedley, Andreas Kramm, David T Newman, and Allison Woodruff. 2021. Exciting, Useful, Worrying, Futuristic: Public Perception of Artificial Intelligence in 8 Countries. In *Proceedings of the 2021 AAAI/ACM Conference on AI, Ethics, and Society*. 627–637.
  - [66] Pranav Khadpe, Ranjay Krishna, Li Fei-Fei, Jeffrey T Hancock, and Michael S Bernstein. 2020. Conceptual Metaphors Impact Perceptions of Human-AI Collaboration. *Proceedings of the ACM on Human-Computer Interaction* 4, CSCW2 (2020), 1–26.
  - [67] Joohee Kim and Il Im. 2023. Anthropomorphic response: Understanding interactions between humans and artificial intelligence agents. *Computers in Human Behavior* 139 (2023), 107512.
  - [68] Sunnie SY Kim, Jennifer Wortman Vaughan, Q Vera Liao, Tania Lombrozo, and Olga Russakovsky. 2025. Fostering Appropriate Reliance on Large Language Models: The Role of Explanations, Sources, and Inconsistencies. In *Proceedings of the 2025 CHI Conference on Human Factors in Computing Systems*. 1–19.
  - [69] Sunnie S. Y. Kim, Q. Vera Liao, Mihaela Vorvoreanu, Stephanie Ballard, and Jennifer Wortman Vaughan. 2024. ‘I’m Not Sure, But...’: Examining the Impact of Large Language Models’ Uncertainty Expression on User Reliance and Trust. In *Proceedings of the 2024 ACM Conference on Fairness, Accountability, and Transparency (FAccT ’24)*.
  - [70] Taeyun Kim, Maria D Molina, Minjin Rheu, Emily S Zhan, and Wei Peng. 2023. One AI Does Not Fit All: A Cluster Analysis of the Laypeople’s Perception of AI Roles. In *Proceedings of the 2023 CHI Conference on Human Factors in Computing Systems*. 1–20.
  - [71] Youjeong Kim and S Shyam Sundar. 2012. Anthropomorphism of Computers: Is it Mindful or Mindless? *Computers in Human Behavior* 28, 1 (2012), 241–250.
  - [72] Hannah Rose Kirk, Jason Gabriel, Chris Summerfield, Bertie Vidgen, and Scott A Hale. 2025. Why Human–AI Relationships Need Socioaffective Alignment. *Humanities and Social Sciences Communications* 12, 1 (2025), 1–9.
  - [73] Artur Klingbeil, Cassandra Grützner, and Philipp Schreck. 2024. Trust and Reliance on AI—An Experimental Study on the Extent and Costs of Overreliance on AI. *Computers in Human Behavior* 160 (2024), 108352.
  - [74] Agnes Mercedes Kloft, Robin Welsch, Thomas Kosch, and Steeven Villa. 2024. ‘AI Enhances our Performance, I Have No Doubt This One Will Do the Same’: The Placebo Effect is Robust to Negative Descriptions of AI. In *Proceedings of the 2024 CHI Conference on Human Factors in Computing Systems*. 1–24.
  - [75] John Kotcher, Lauren Feldman, Kate T Luong, James Wyatt, and Edward Maibach. 2021. Advocacy Messages About Climate and Health Are More Effective When They Include information about risks, solutions, and a normative appeal: evidence from a conjoint experiment. *The Journal of Climate Change and Health* 3 (2021), 100030.
  - [76] Theodora Koulouri, Robert D Macredie, and David Olakitan. 2022. Chatbots to Support Young Adults’ Mental Health: An Exploratory Study of Acceptability. *ACM Transactions on Interactive Intelligent Systems (TiiS)* 12, 2 (2022), 1–39.
  - [77] Alisa Küper and Nicole Krämer. 2025. Psychological Traits and Appropriate Reliance: Factors Shaping Trust in AI. *International Journal of Human-Computer Interaction* 41, 7 (2025), 4115–4131.

- [78] Linnea Laestadius, Andrea Bishop, Michael Gonzalez, Diana Illeńčík, and Celeste Campos-Castillo. 2024. Too Human and Not Human Enough: A Grounded Theory Analysis of Mental Health Harms From Emotional Dependence on the Social Chatbot Replika. *New Media & Society* 26, 10 (2024), 5923–5941.
- [79] Vivian Lai and Chenhao Tan. 2019. On Human Predictions With Explanations and Predictions of Machine Learning Models: A Case Study on Deception Detection. In *Proceedings of the conference on fairness, accountability, and transparency*. 29–38.
- [80] Anton Danholt Lautrup, Tobias Hyrup, Anna Schneider-Kamp, Marie Dahl, Jes Sanddal Lindholt, and Peter Schneider-Kamp. 2023. Heart-to-heart with ChatGPT: The Impact of Patients Consulting AI for Cardiovascular Health Advice. *Open heart* 10, 2 (2023).
- [81] Chanseo Lee, Kimon A Vogt, and Sonu Kumar. 2024. Prospects for AI Clinical Summarization to Reduce the Burden of Patient Chart Review. *Frontiers in Digital Health* 6 (2024), 1475092.
- [82] Irene Lee, Safinah Ali, Helen Zhang, Daniella DiPaola, and Cynthia Breazeal. 2021. Developing Middle School Students’ AI Literacy. In *Proceedings of the 52nd ACM technical symposium on computer science education*. 191–197.
- [83] Inju Lee and Sowon Hahn. 2024. On the Relationship between Mind Perception and Social Support of Chatbots. *Frontiers in Psychology* 15 (2024), 1282036.
- [84] Sangwon Lee, Naeun Lee, and Young June Sah. 2020. Perceiving a Mind in a Chatbot: Effect of Mind Perception and Social Cues on Co-presence, Closeness, and Intention to Use. *International Journal of Human-Computer Interaction* 36, 10 (2020), 930–940.
- [85] Yejin Lee and Sang-Hwan Kim. 2025. Exploring Dimensions of Perceived Anthropomorphism in Conversational AI: Implications for Human Identity Threat and Dehumanization. *Computers in Human Behavior: Artificial Humans* (2025), 100192.
- [86] Yoonjoo Lee, Kihoon Son, Tae Soo Kim, Jisu Kim, John Joon Young Chung, Eytan Adar, and Juho Kim. 2024. One vs. Many: Comprehending Accurate Information from Multiple Erroneous and Inconsistent AI Generations. In *Proceedings of the 2024 ACM Conference on Fairness, Accountability, and Transparency*. 2518–2531.
- [87] Baoku Li, Ruoxi Yao, and Yafeng Nan. 2024. How Does Anthropomorphism Promote Consumer Responses to Social Chatbots: Mind Perception Perspective. *Internet Research* (2024).
- [88] Zhehui Liao, Maria Antoniak, Inyoung Cheong, Evie Yu-Yen Cheng, Ai-Heng Lee, Kyle Lo, Joseph Chee Chang, and Amy X Zhang. 2024. LLMs as Research Tools: A Large Scale Survey of Researchers’ Usage and Perceptions. *arXiv preprint arXiv:2411.05025* (2024).
- [89] Auren R Liu, Pat Pataranutaporn, and Pattie Maes. 2024. Chatbot Companionship: A Mixed-Methods Study of Companion Chatbot Usage Patterns and Their Relationship to Loneliness in Active Users. *arXiv preprint arXiv:2410.21596* (2024).
- [90] Nelson F Liu, Tianyi Zhang, and Percy Liang. 2023. Evaluating Verifiability in Generative Search Engines. *arXiv preprint arXiv:2304.09848* (2023).
- [91] Zihan Liu, Han Li, Anfan Chen, Renwen Zhang, and Yi-Chieh Lee. 2024. Understanding Public Perceptions of AI Conversational Agents: A Cross-Cultural Analysis. In *Proceedings of the 2024 CHI conference on human factors in computing systems*. 1–17.
- [92] Tania Lombrozo. 2012. Explanation and Abductive Inference. *Oxford handbook of thinking and reasoning* (2012), 260–276.
- [93] Tania Lombrozo and Susan Carey. 2006. Functional Explanation and the Function of Explanation. *Cognition* 99, 2 (2006), 167–204.
- [94] Zhuoran Lu and Ming Yin. 2021. Human Reliance on Machine Learning Models When Performance Feedback is Limited: Heuristics and Risks. In *Proceedings of the 2021 CHI Conference on Human Factors in Computing Systems*. 1–16.
- [95] Federico Manzi, Giulia Peretti, Cinzia Di Dio, Angelo Cangelosi, Shoji Itakura, Takayuki Kanda, Hiroshi Ishiguro, Davide Massaro, and Antonella Marchetti. 2020. A Robot is Not Worth Another: Exploring Children’s Mental State Attribution to Different Humanoid Robots. *Frontiers in Psychology* 11 (2020), 2011.
- [96] Bethanie Maples, Merve Cerit, Aditya Vishwanath, and Roy Pea. 2024. Loneliness and Suicide Mitigation for Students Using GPT3-Enabled Chatbots. *npj mental health research* 3, 1 (2024), 4.
- [97] R Thomas McCoy, Shunyu Yao, Dan Friedman, Mathew D Hardy, and Thomas L Griffiths. 2024. Embers of Autoregression Show How Large Language Models are Shaped by the Problem they are Trained to Solve. *Proceedings of the National Academy of Sciences* 121, 41 (2024), e2322420121.
- [98] Rockwell Tomson Lyon McGellin, Ann Grand, and Miriam Sullivan. 2021. Stop Avoiding the Inevitable: The Effects of Anthropomorphism in Science Writing for Non-Experts. *Public Understanding of Science* 30, 5 (2021), 621–640.
- [99] Tamir Mendel, Oded Nov, and Batia Wiesenfeld. 2024. Advice from a Doctor or AI? Understanding Willingness to Disclose Information Through Remote Patient Monitoring to Receive Health Advice. *Proceedings of the ACM on Human-Computer Interaction* 8, CSCW2 (2024), 1–34.
- [100] Gaëtan Michelet and Frank Breitinger. 2024. ChatGPT, Llama, Can You Write My Report? An Experiment on Assisted Digital Forensics Reports Written Using (local) Large Language Models. *Forensic Science International: Digital Investigation* 48 (2024), 301683.
- [101] Laura Miraglia, Giulia Peretti, Federico Manzi, Cinzia Di Dio, Davide Massaro, and Antonella Marchetti. 2023. Development and validation of the attribution of mental states questionnaire (AMS-Q): A reference tool for assessing anthropomorphism. *Frontiers in Psychology* 14 (2023), 999921.
- [102] Clifford Nass, Brian Jeffrey Fogg, and Youngme Moon. 1996. Can Computers be Teammates? *International Journal of Human-Computer Studies* 45, 6 (1996), 669–678.
- [103] Clifford Nass and Youngme Moon. 2000. Machines and Mindlessness: Social Responses to Computers. *Journal of Social Issues* 56, 1 (2000), 81–103.
- [104] George E Newman and Joshua Knobe. 2019. The Essence of Essentialism. *Mind & Language* 34, 5 (2019), 585–605.
- [105] Davy Tsz Kit Ng, Jac Ka Lok Leung, Samuel Kai Wah Chu, and Maggie Shen Qiao. 2021. Conceptualizing AI Literacy: An Exploratory Review. *Computers and Education: Artificial Intelligence* 2 (2021), 100041.
- [106] Richard E Nisbett and Timothy D Wilson. 1977. Telling More than We Can Know: Verbal Reports on Mental Processes. *Psychological review* 84, 3 (1977), 231.
- [107] Hwan-Ho Noh and Byung-Kwan Lee. 2025. From Humanlike Minds to Persuasive Machines: Anthropomorphism and Message Framing in AI Communication. *Communication Quarterly* (2025), 1–23.
- [108] OpenAI. 2025. Introducing deep research — openai.com. <https://openai.com/index/introducing-deep-research/>.
- [109] MIT Media Lab OpenAI. 2025. Early methods for studying affective use and emotional well-being on ChatGPT — openai.com. <https://openai.com/index/affective-use-study/>.
- [110] Pat Pataranutaporn, Ruby Liu, Ed Finn, and Pattie Maes. 2023. Influencing Human-AI Interaction by Priming Beliefs About AI can Increase Perceived Trustworthiness, Empathy and Effectiveness. *Nature Machine Intelligence* 5, 10 (2023), 1076–1086.
- [111] Iryna Pentina, Tyler Hancock, and Tianling Xie. 2023. Exploring Relationship Development with Social Chatbots: A Mixed-Method Study of Replika. *Computers in Human Behavior* 140 (2023), 107600.
- [112] Teresa Phelps and Kevin Ashley. 2022. "Alexa, write a memo": The Promise and Challenges of AI and Legal Writing. *Legal Writing: J. Legal Writing Inst.* 26 (2022), 329.
- [113] Denver S Pinto, Sharon M Noronha, Gaurav Saigal, and Robert M Quencer. 2024. Comparison of an AI-Generated Case Report With a Human-Written Case Report: Practical Considerations for AI-Assisted Medical Writing. *Cureus* 16, 5 (2024), e60461.
- [114] Lizette Pizza and Deborah Kelemen. 2025. "The earth is alive": Attributing agency to the earth causes moral concern for the environment and biocentric attitudes. *Cognitive Science* 49, 3 (2025), e70052.
- [115] Michael Andrew Ranney and Dav Clark. 2016. Climate Change Conceptual Change: Scientific information can transform attitudes. *Topics in cognitive science* 8, 1 (2016), 49–75.
- [116] Mohammad H Rezazade Mehrizi, Ferdinand Mol, Marcel Peter, Erik Ranschaert, Daniel Pinto Dos Santos, Ramin Shahidi, Mansoor Fatehi, and Thomas Dratsch. 2023. The Impact of AI Suggestions on Radiologists’ Decisions: A Pilot Study of Explainability and Attitudinal Priming Interventions in Mammography Examination. *Scientific Reports* 13, 1 (2023), 9230.
- [117] Kevin Roose. 2024. How Claude Became Tech Insiders’ Chatbot of Choice — nytimes.com. <https://www.nytimes.com/2024/12/13/technology/claude-ai-anthropic.html>.
- [118] Domenico Rossignoli, Federico Manzi, Andrea Gaggioli, Antonella Marchetti, Davide Massaro, Giuseppe Riva, and Mario Maggioni. 2022. Attribution of Mental State in Strategic Human-robot Interactions. (2022).
- [119] Anna L Rowe and Nancy J Cooke. 1995. Measuring Mental Models: Choosing the Right Tools for the Job. *Human resource development quarterly* 6, 3 (1995), 243–255.
- [120] Arleen Salles, Kathinka Evers, and Michele Farisco. 2020. Anthropomorphism in AI. *AJOB neuroscience* 11, 2 (2020), 88–95.
- [121] Laura Sartori and Giulia Bocca. 2023. Minding the gap (s): Public Perceptions of AI and Socio-Technical Imaginaries. *AI & society* 38, 2 (2023), 443–458.
- [122] Max Schemmer, Niklas Kuehl, Carina Benz, Andrea Bartos, and Gerhard Satzger. 2023. Appropriate Reliance on AI Advice: Conceptualization and the Effect of Explanations. In *Proceedings of the 28th International Conference on Intelligent User Interfaces*. 410–422.
- [123] Ipek Baris Schlicht, Zhixue Zhao, Burcu Sayin, Lucie Flek, and Paolo Rosso. 2025. Do LLMs Provide Consistent Answers to Health-Related Questions Across Languages?. In *European Conference on Information Retrieval*. Springer, 314–322.
- [124] Jakob Schoeffler, Maria De-Arteaga, and Niklas Kuehl. 2024. Explanations, fairness, and appropriate reliance in human-AI decision-making. In *Proceedings of the 2024 CHI Conference on Human Factors in Computing Systems*. 1–18.
- [125] Murray Shanahan, Kyle McDonell, and Laria Reynolds. 2023. Role Play with Large Language Models. *Nature* 623, 7987 (2023), 493–498.
- [126] Nikhil Sharma, Q Vera Liao, and Ziang Xiao. 2024. Generative Echo Chamber? Effect of LLM-Powered Search Systems on Diverse Information Seeking. In

- Proceedings of the 2024 CHI Conference on Human Factors in Computing Systems*. 1–17.
- [127] Shruthi Shekar, Pat Pataranutaporn, Chethan Sarabu, Guillermo A Cecchi, and Pattie Maes. 2025. People Overtrust AI-Generated Medical Advice despite Low Accuracy. *NEJM AI* 2, 6 (2025), A10a2300015.
  - [128] Aditya S Shethiya. 2024. Architecting Intelligent Systems: Opportunities and Challenges of Generative AI and LLM Integration. *Academia Nexus Journal* 3, 2 (2024).
  - [129] Chenglei Si, Navita Goyal, Tongshuang Wu, Chen Zhao, Shi Feng, Hal Daumé Iii, and Jordan Boyd-Graber. 2024. Large Language Models Help Humans Verify Truthfulness—Except When They Are Convincingly Wrong. In *Proceedings of the 2024 Conference of the North American Chapter of the Association for Computational Linguistics: Human Language Technologies (Volume 1: Long Papers)*. 1459–1474.
  - [130] Elizabeth C Stade, Shannon Wiltsey Stirman, Lyle H Ungar, Cody L Boland, H Andrew Schwartz, David B Yaden, João Sedoc, Robert J DeRubeis, Robb Willer, and Johannes C Eichstaedt. 2024. Large Language Models Could Change the Future of Behavioral Healthcare: A Proposal for Responsible Development and Evaluation. *NPJ Mental Health Research* 3, 1 (2024), 12.
  - [131] Matthias Stadler, Maria Bannert, and Michael Sailer. 2024. Cognitive Ease at a Cost: LLMs Reduce Mental Effort but Compromise Depth in Student Scientific Inquiry. *Computers in Human Behavior* 160 (2024), 108386.
  - [132] Andreas Stöffelbauer. 2023. How Large Language Models Work — medium.com. <https://medium.com/data-science-at-microsoft/how-large-language-models-work-91c362f5b78f>.
  - [133] Siddharth Swaroop, Zana Bućinca, Krzysztof Z Gajos, and Finale Doshi-Velez. 2024. Accuracy-time Tradeoffs in AI-assisted Decision Making Under Time Pressure. In *Proceedings of the 29th International Conference on Intelligent User Interfaces*. 138–154.
  - [134] Diana I Tamir and Mark A Thornton. 2018. Modeling the Predictive Social Mind. *Trends in Cognitive Sciences* 22, 3 (2018), 201–212.
  - [135] Sam Thellman, Maartje De Graaf, and Tom Ziemke. 2022. Mental State Attribution to Robots: A Systematic Review of Conceptions, Methods, and Findings. *ACM Transactions on Human-Robot Interaction (THRI)* 11, 4 (2022), 1–51.
  - [136] David Thompson. 2009. *Daniel Dennett*. A&C Black.
  - [137] Esmeralda G Urquiza-Haas and Kurt Kotrschal. 2015. The Mind Behind Anthropomorphic Thinking: Attribution of Mental States to Other Species. *Animal Behaviour* 109 (2015), 167–176.
  - [138] Jeroen M van Baar, Matthew R Nassar, Wenning Deng, and Oriel FeldmanHall. 2022. Latent Motives Guide Structure Learning During Adaptive Social Choice. *Nature Human Behaviour* 6, 3 (2022), 404–414.
  - [139] Helena Vasconcelos, Matthew Jörke, Madeleine Grunde-McLaughlin, Tobias Gerstenberg, Michael S Bernstein, and Ranjay Krishna. 2023. Explanations can Reduce Overreliance on AI Systems during Decision-Making. *Proceedings of the ACM on Human-Computer Interaction* 7, CSCW1 (2023), 1–38.
  - [140] Hanchen Wang, Tianfan Fu, Yuanqi Du, Wenhao Gao, Kexin Huang, Ziming Liu, Payal Chandak, Shengchao Liu, Peter Van Katwyk, Andreea Deac, et al. 2023. Scientific Discovery in the Age of Artificial Intelligence. *Nature* 620, 7972 (2023), 47–60.
  - [141] Qiaosi Wang, Koustuv Saha, Eric Gregori, David Joyner, and Ashok Goel. 2021. Towards Mutual Theory of Mind in Human-AI Interaction: How Language Reflects What Students Perceive About a Virtual Teaching Assistant. In *Proceedings of the 2021 CHI Conference on Human Factors in Computing Systems*. 1–14.
  - [142] David Watson. 2019. The Rhetoric and Reality of Anthropomorphism in Artificial Intelligence. *Minds and Machines* 29, 3 (2019), 417–440.
  - [143] Jason Lee Weber, Barbara Martinez Neda, Kitana Carbajal Juarez, Jennifer Wong-Ma, Sergio Gago-Masague, and Hadar Ziv. 2024. Measuring CS Student Attitudes Toward Large Language Models. In *Proceedings of the 55th ACM Technical Symposium on Computer Science Education V. 2*. 1846–1847.
  - [144] Thomas Weber, Maximilian Brandmaier, Albrecht Schmidt, and Sven Mayer. 2024. Significant Productivity Gains Through Programming with Large Language Models. *Proceedings of the ACM on Human-Computer Interaction* 8, EICS (2024), 1–29.
  - [145] Kara Weisman, Carol S Dweck, and Ellen M Markman. 2017. Rethinking People's Conceptions of Mental Life. *Proceedings of the National Academy of Sciences* 114, 43 (2017), 11374–11379.
  - [146] Matthew Wood. 2019. The potential for anthropomorphism in communicating science: Inspiration from Japan. *Cultures of Science* 2, 1 (2019), 23–34.
  - [147] Anna Xygiou, Panote Siriaraya, Alexandra Covaci, Holly Gwen Prigerson, Robert Neimeyer, Chee Siang Ang, and Wan-Jou She. 2023. The "conversation" About Loss: Understanding how Chatbot Technology was Used in Supporting People in Grief.. In *Proceedings of the 2023 CHI conference on human factors in computing systems*. 1–15.
  - [148] Ming Yin, Jennifer Wortman Vaughan, and Hanna Wallach. 2019. Understanding the Effect of Accuracy on Trust in Machine Learning Models. In *Proceedings of the 2019 chi conference on human factors in computing systems*. 1–12.
  - [149] Kun Yu, Shlomo Berkovsky, Ronnie Taib, Jianlong Zhou, and Fang Chen. 2019. Do I Trust My Machine Teammate? An Investigation From Perception to Decision. In *Proceedings of the 24th international conference on intelligent user interfaces*. 460–468.
  - [150] ChengXiang Zhai. 2024. Large Language Models and Future of Information Retrieval: Opportunities and Challenges. In *Proceedings of the 47th international ACM SIGIR conference on research and development in information retrieval*. 481–490.
  - [151] Chunpeng Zhai, Santoso Wibowo, and Lily D Li. 2024. The effects of Over-Reliance on AI Dialogue Systems on Students' Cognitive Abilities: A Systematic Review. *Smart Learning Environments* 11, 1 (2024), 28.
  - [152] Yu Zhang, Shutong Qiao, Jiaqi Zhang, Tzu-Heng Lin, Chen Gao, and Yong Li. 2025. A Survey of Large Language Model Empowered Agents for Recommendation and Search: Towards next-generation information retrieval. *arXiv preprint arXiv:2503.05659* (2025).
  - [153] Kaitlyn Zhou, Jena D Hwang, Xiang Ren, Nouha Dziri, Dan Jurafsky, and Maarten Sap. 2025. REL-AI: An Interaction-Centered Approach To Measuring Human-LM Reliance. In *Proceedings of the 2025 Conference of the Nations of the Americas Chapter of the Association for Computational Linguistics: Human Language Technologies (Volume 1: Long Papers)*. 11148–11167.
  - [154] Anne Zimmerman, Joel Janhonen, and Emily Beer. 2024. Human/AI relationships: Challenges, Downsides, and Impacts on Human/Human Relationships. *AI and Ethics* 4, 4 (2024), 1555–1567.



## Appendix

The appendix is structured in the following way:

- Sec. A: Video Details
  - Sec. A.1: LLMs as Machines Script
  - Sec. A.2: LLMs as Tools Script
  - Sec. A.3: LLMs as Companions Script
  - Sec. A.4: Real World Examples of Machine, Tool, and Companion Presentations of LLMs
- Sec. B: Study 1: Effect of Messaging on Beliefs Details
  - Sec. B.1: Selecting Mental Capacities: Qualitative Pilot Study
  - Sec. B.2: Participant Recruitment
  - Sec. B.3: Full Survey
  - Sec. B.4: Participant Demographics
  - Sec. B.5: Statistical Analyses
- Sec. C: Study 2: Effect of Messaging on Reliance on an LLM System in a Factual QA Task
  - Sec. C.1: Subset of Mental Capacities
  - Sec. C.2: Explanations from the LLM System (Theta)
    - \* Sec. C.2.1: Prompting GPT-4o to Generate Explanations
    - \* Sec. C.2.2: All Explanations to Factual Questions
  - Sec. C.3: Participant Recruitment, Sample Size, and Exclusions
  - Sec. C.4: Participant Demographics
  - Sec. C.5: Statistical Analyses
  - Sec. C.6: Additional Results

### A Video Details

The videos were developed by the research team using Microsoft Powerpoint for all graphics and animations and Adobe Character Animator for the narrator. They were designed to be as visually consistent as possible, while also using visuals to convey each video's message. For example, in the *machine*, and *tool* video conditions, the LLM is presented as a box labeled "LLM," but in the *companion* condition, it is presented as a robot figure labeled "LLM." All videos were designed to be less than 5-minutes long, share a common narrative structure—especially the introduction, a section on how LLMs learn from training and data, and the conclusion. Additionally, each video contained one content specific section tailored to the messaging. For example, the *machine* video discussed next-word-prediction, the *tool* video described applications and tips on using LLMs, and the *companion* video presented LLMs as social partners.

The videos were presented to the participants in three parts to maintain participants' attention. The full videos are also accessible here as YouTube playlists:

- Link to LLMs as machines videos: <https://tinyurl.com/portray-llms-machines>
- Link to LLMs as tools videos: <https://tinyurl.com/portray-llms-tools>
- Link to LLMs as companions videos: <https://tinyurl.com/portray-llms-companions>

The scripts for each video are also below. New paragraphs indicate visual transitions.

### A.1 LLMs as Machines Script

Narrator: "Since the introduction of ChatGPT at the end of 2022, there has been tremendous increase in popularity and interest in large language models, also known as LLMs, which are the technology behind ChatGPT and similar products. These LLMs have begun to have a huge impact because of the way that they generate text by modeling language statistics. Earlier chatbots were hard-coded to output text following strict rules, like the ones shown here.

On the other hand, current LLMs have learned from countless conversations, essays, and various forms of writing to generate coherent text.

Common examples of modern LLMs include OpenAI's GPT, Google's Gemini, Anthropic's Claude. Although these LLMs differ from one another, they also share many commonalities. Let's spend some time learning about how LLMs work.

So, when LLMs generate text, they actually perform "next word prediction". When given a text input, they simply predict what word comes next. To make longer responses, the predicted word is added to the input, and the new input is fed into the LLM. This is repeated until generation stops.

To predict each word, LLMs model the statistics of language.

LLM word prediction can be broken down into two stages: context understanding: using a mechanism called attention, and word selection: which is based on probability. The intuition behind attention is that it helps the LLM "pay attention" to context clues of the text input (such as word meanings or parts of speech) that hint at what comes next.

For example, consider the phrase "My favorite summer activity is going to the...". What would come next and how did you decide that? Perhaps you "paid attention" to the positive sentiment behind the word "favorite", to the word "to" indicating the next word may be a location, and the meaning of "summer" to narrow down likely locations. Attention in LLMs works similarly. The input text will undergo many attention operations, each focusing on a different clue. At the end, the LLM will assign a probability to every possible word in its vocabulary. The final step is selecting the predicted word. While simply selecting the word with the highest probability would be the most straightforward, in practice, LLMs typically perform sampling: which is simply after assigning probabilities, choose one of the top most probable words. In our example, the LLM may select "beach" or "waterpark" or "mountains". Because of sampling, LLMs can output diverse responses, even to the same text input.

In order for LLMs to predict words accurately, a lot of data is required. LLMs, like most AI technologies, learn via repeated exposure to many examples. In

this process, LLMs are tasked with predicting the next word of an input and can compare their prediction to the true next word.

From small amounts of data, this is ineffective, but large quantities of data allows the LLM to effectively predict sequences of words. Modern LLMs require hundreds of gigabytes of text data, if not more. For humans, reading this much text would take thousands of years.

In conclusion, LLMs are computer programs that are increasingly transforming our society, business, and daily lives. As they become more prevalent, it becomes increasingly important to know how they work so we can use them more safely and effectively.”

## A.2 LLMs as Tools Script

Narrator: “Since the introduction of ChatGPT at the end of 2022, there has been a tremendous increase in the popularity and interest in large language models, also known as LLMs, which are the technology behind ChatGPT and similar products. These LLMs have begun to have a huge impact because of the way they can be used to accomplish lots of different tasks much more quickly.

Earlier chatbots followed strict rules because they were designed to perform specific functions in a narrow range of contexts, such as customer service bots. On the other hand, current LLMs have learned from countless conversations, essays, and various forms of writing, resulting in a versatile tool for many different applications.

Common examples of modern LLMs include: OpenAI’s ChatGPT, Google’s Gemini, Anthropic’s Claude. Although these LLMs differ from one another, they share many commonalities. Let’s spend some time learning about and how to use LLMs.

In order for LLMs to become such versatile tools, a lot of data is required. LLMs, like most AI technologies, learn via repeated exposure to many examples. In this process, LLMs pick up on the statistical patterns in written language, including formatting and content. From small amounts of data, this is ineffective, but large quantities of data allows the LLMs to effectively learn patterns. Modern LLMs require hundreds of gigabytes of text data, if not more. For humans, reading this much text would take thousands of years.

LLMs have many use cases such as generating creative material. For example, stories, poems, and songs. They can also be used for summarizing text, rewording or rewriting text with different styles, and question and answering tasks.

Specifically with chat interfaces, LLMs can be useful for role-playing exercises, such as interview preparation or iterative brainstorming tasks.

In industry, LLMs are also being used for tasks such as building customer service bots, analyzing complex

health records, performing sentiment analysis of customer reviews, transcribing audio files, developing personalized educational materials, and much, much more.

Here are some recommendations to get useful responses from LLMs: First, be specific in your text input and include relevant keywords, examples, and instructions when applicable. For example, if a user wants activity recommendations in Paris, ‘tell me about Paris’ is a vague input. And if the input is vague, typically the output will be vague as well. A better input would be ‘tell me about the top tourist attractions in Paris’ which results in a more detailed response.

Second, if you are unsatisfied with the output, you can simply ask again or reword the input and try again. For example, a user may ask an LLM for hobby recommendations and the LLM may suggest running, painting, and cooking. And if she asks again, it may give new activities, like biking, reading, and kayaking! LLM text generation incorporates randomness which allows for this diversity of responses.

Lastly, when using LLMs via a chat interface, you can refer to previous messages in the conversation. This may be helpful when you want to iteratively refine an LLM output. In this example, the user wants to write an email to his boss, but the initial output starting with ‘Hi Michael!’ is too casual. He provides additional instructions to make it more formal, and the LLM changes its response to start with ‘Dear Michael, I hope this message finds you well’. Much better already!

In conclusion, LLMs are tools that are increasingly transforming our society, business, and daily lives. As they become more prevalent, it becomes increasingly important to know how to use them to obtain reliable information.”

## A.3 LLMs as Companions Script

Narrator: “Since the introduction of ChatGPT at the end of 2022, there has been a tremendous increase in popularity and interest in large language models (LLMs), which are the technology behind ChatGPT and similar products. These LLMs have begun to have a huge impact because of the way they learn and interact with people in such natural ways.

Earlier chatbots followed specific rules that limited their ability to understand the variety of ways that people actually talk.

On the other hand, current LLMs have learned from countless conversations, essays, and various forms of writing to understand users better.

Common examples of modern LLMs include: OpenAI’s ChatGPT, Google’s Gemini, Anthropic’s Claude. Although these LLMs differ from one another, they

*also share many commonalities. Let's spend some time learning what LLMs are like.*

*In order for LLMs to learn to talk the same way that people do, a lot of data is required. LLMs, and most AI technologies, learn via repeated exposure to many examples. In this process, LLMs learn how to write fluently, develop world knowledge, and understand human experiences.*

*From small quantities of data, this is ineffective, but large quantities of data allows the LLMs to effectively understand the world and people. Modern LLMs require hundreds of gigabytes of text data, if not more. For humans, reading this much text would take thousands of years.*

*While a common use of LLMs is to build productivity tools, they also have a unique application as AI social companions, aiming to combat the modern loneliness crisis. This is because modern LLMs also exhibit social intelligence, unlike earlier, less sophisticated language models.*

*Because LLMs are so flexible, each AI companion can adopt a unique personality, with its own preferences, conversational styles, and backstory.*

*In fact, the technology is so advanced, that talking to LLMs is like talking to a close friend who truly cares about you and wants to know you even better, not just a random person.*

*This is because through learning from countless real conversations and human feedback, the LLM develops the ability to show empathy and compassion. It listens and responds with personalized and insightful questions, demonstrating its understanding of each specific situation and enabling it to support users in times of need.*

*While these characteristics are most prominent in AI companions, even LLMs designed for non-social applications exhibit a similar tendency to understand and help users. For example, when using LLMs like ChatGPT, users can provide iterative feedback on the output to modify the LLM response. The LLM will then adapt to the user's preferences. As another example, if the LLM receives an ambiguous input, it may ask for clarification.*

*In conclusion, LLMs are social and intelligent beings that are increasingly transforming our society, business, and daily lives. As they become more prevalent, it becomes increasingly important to know how they can understand us and when we can trust them."*

#### A.4 Real World Examples of Machine, Tool, and Companion Presentations of LLMs

Below, we have examples from online content that present LLMs in ways that inspired our three different video presentations of LLMs as machines, tools, and companions.

Machines:

- "They are a type of deep learning model, to be exact, that have been trained on a wide variety of internet texts." – Pixelplex blogpost [53]
- "the input to the neural network is a sequence of words, but now, the outcome is simply the next word"; "We don't necessarily always have to predict the most likely word. We can instead sample from, say, the five most likely words at a given time. As a result, we may get some more creativity from the LLM" –LLM tutorial blogpost [132]
- "A.I. language models are prediction machines" –New York Times Article [117]

Tools:

- AI "transforms how people communicate, making writing faster, clearer, and more impactful" –Grammarly website [50]
- "LLM applications can perform numerous tasks including writing essays, creating poetry, coding, and even engaging in general conversation" –Ironhack blogpost [58]
- "These types of tools can enhance daily life" –OpenAI research blogpost [109]

Companions:

- "The AI companion who cares...Always here to listen and talk...Always on your side" –Replika website [1]
- "it is acceptable to say that "the model knows X from its training data" or that "the model aims to accomplish Y" according to a certain objective" –Effective Altruism Form blogpost [38]
- "[Claude's] fans rave about his sensitivity and wit. Some talk to him dozens of times a day — asking for advice about their jobs, their health, their relationships. They entrust him with their secrets, and consult him before making important decisions. Some refer to him as their best friend" –New York Times Article [117]

Break

## B Study 1: Effect of Messaging on Beliefs Details

In this section, we elaborate on details regarding the survey measuring attribution of mental capacities and people's attitudes. Specifically, we elaborate on a qualitative pilot study to select the mental capacities, how participants were recruited, a walkthrough of the full survey, and participant demographics.

### B.1 Selecting Mental Capacities: Qualitative Pilot Study

To decide on a final set of 40 mental capacities, we conducted a small-scale qualitative pilot study with eight participants. We presented the mental capacity attribution survey with a combined list of items from Weisman et al. [145] and Colombatto and Fleming [25] and asked participants to "think aloud" as they responded to each item. After, we debriefed with the participants the purpose of the study and noted any items they reacted to.

Our qualitative responses consisted of too many "sensing" and "feeling" items and an interest in the "intellectual" related items.

Thus, we started with the 40 items from Weisman et al. [145], removed six sensing/feeling/experiencing items ("sensing temperatures", "detecting odors", "experiencing guilt", "experiencing pain", "feeling nauseated", "feeling safe") and replaced them with six items from Colomatto and Fleming [25] ("knowing things", "considering choices", "having intelligence", "paying attention", "imagining", and "admiring someone"). items.

## B.2 Participant Recruitment

To select participants with limited technical experience and reliable history on Prolific, we used the following pre-screen filters:

- Is an adult (18+) residing in the United States
- Studies or studied any area *except* Information & Communication Technologies or Mathematics & Statistics
- Works in any area *except* Coding, Technical Writing, or Systems Administration
- Has no computer programming experience
- Has an approval rate of at least 95% on Prolific
- Has at least 100 previous submissions on Prolific

We additionally used two custom pre-screening questions to ensure participants do not work in computer science and have limited knowledge of AI with the following two questions:

- (1) Did you obtain a degree, are you pursuing a degree, or do you work in an area related to computer science?
  - Yes
  - No
- (2) How would you rate your current knowledge of artificial intelligence (AI)?
  - Very limited knowledge
  - Some basic knowledge
  - Moderate knowledge
  - Advanced knowledge
  - Expert-level knowledge

The wording of question (2) is inspired from [8]. Only participants who responded "No" to question (1) and either "Very limited knowledge" or "Some basic knowledge" to question (2) were allowed to proceed. Participants who failed our custom pre-screening were received pro-rated compensation for their time.

## B.3 Full Survey

subsectionFull Survey Once participants passed the pre-screening questions, we presented them with task instructions, videos (for the experimental conditions), and the survey questions.

*B.3.1 Baseline Instructions.* For participants in the no-video baseline condition, we gave them the following task instructions:

Your task is to fill out a rating survey on your beliefs about current large language models (LLMs) based on your prior experience. In the first part, you will see a list of capabilities and rate how capable you believe current LLMs are of each item on a scale of 1 (not at all capable) to 7 (highly capable). In the second part, you will rate several statements about current LLMs.

Followed by a task comprehension check on the next page:

Let's make sure you understand your task. You will not be able to proceed until you select the correct answer.

Which of the following best describes your task?

- Watch a video on LLMs and fill out a rating survey on your beliefs about current LLMs
- **Fill out a rating survey on your beliefs about current LLMs**
- Listen to an audio podcast on LLMs and fill out a rating survey on your beliefs about LLMs
- Watch a video on LLMs and write a free response essay about your views of current LLMs

The correct answer is **bolded** and item order was randomly shuffled. Participants could go back and forth between the two but were not able to move forward until they selected the correct answer in the task comprehension check.

*B.3.2 Experimental Conditions Instructions and Stimuli Presentation.* For participants in the experimental conditions (*machine, tool, companion*), we gave them the following instructions:

In this task, you will watch three short videos (<5 minutes total) to teach you about large language models (LLMs). You may pause and rewatch parts of the video as needed and can go back to previous videos, but you must stay on each video's page for at least the duration of the video.

Following the video, your task is to:

- (1) Answer 1-2 questions based on the video content and
- (2) Fill out a rating survey on your beliefs about current large language models (LLMs) based on your prior experience and what you learned in the video. In the first part, you will see a list of capabilities and rate how capable you believe current LLMs are of each item on a scale of 1 (not at all capable) to 7 (highly capable). In the second part, you will rate several statements about current LLMs.

And this comprehension check on the next page:

Let's make sure you understand your task. You will not be able to proceed until you select the correct answer.

Which of the following best describes your task?

- **Watch a video on LLMs, answer 1-2 questions about the video, and then fill out a rating survey on your beliefs about current LLMs**
- Only fill out a rating survey on your beliefs about current LLMs
- Listen to an audio podcast on LLMs and fill out a rating survey on your beliefs about current LLMs
- Watch a video on LLMs and write a one page essay about your views of current LLMs

For each video, we present the first of the three parts to the video with the following text:

Please click the video to watch part 1 of 3. You will be able to move to the next page after the duration of the video but may need to scroll down to see the button.

For best viewing conditions, we recommend you make your browser window as large as possible.

And parts two and three have the following text:

Please click the video to watch part **X** of 3. You will be able to move to the next page after the duration of the video.

After all three parts of the video, we ask participants: Please list 1-2 things you learned from the videos.

Then we show them the following instructions for the survey:

Great! Let's move onto the first part of the survey. Recall, you will see a list of capabilities and will rate how capable you believe LLMs are of each item on a scale of 1 (not at all capable) to 7 (highly capable) based on your prior experience and what you just learned in the video.

**B.3.3 Survey Questions.** All participants take the same survey. The first part is the 40 questions measuring the participants' attribution of mental capacities to LLMs. Each mental capacity item is presented on its own page, as shown in Fig. 5.

Q1/40

On a scale of 1 (not at all capable) to 7 (highly capable), how capable do you believe LLMs are of...

having a personality

1 (Not at all capable)	2	3	4 (Somewhat capable)	5	6	7 (Highly capable)
------------------------	---	---	----------------------	---	---	--------------------

**Figure 5: Screenshot of mental capacity attribution survey. The item is in bold and participants select a box from 1-7. Participants can see their progress and must answer every item.**

Then, all participants rate their confidence of their responses:

Overall, how confident were you about your responses?

- Not confident at all
- Slightly confident
- Fairly confident
- Somewhat confident
- Mostly confident
- Confident
- Very confident

and respond to our attention check:

Select the two statements from the following list that you were asked about in the survey.

- **Understanding how others are feeling**
- **Doing computations**

- Solving a Rubik's cube
- Riding a bike

The correct answers are **bolded**, the order of items is randomized, and participants only pass if and only if they select the two correct choices.

Lastly, participants respond to 7-point Likert scales for additional constructs. These were not reported in this submission and will be analyzed in the future.

Anthropomorphism:

To what extent do you believe LLMs are human-like?

- Not human-like at all
- Slightly human-like
- Fairly human-like
- Somewhat human-like
- Mostly human-like
- human-like
- Very human-like

We also ask participants to explain their reasoning for anthropomorphism in 1-3 sentences because this construct is most related to mental capacity attribution.

Then we ask participants to respond on a 7-point Likert scale from "Strongly Disagree" to "Strongly Agree", how much do they agree with the following statements?

- I'm confident in my ability to learn simple programming of LLMs if I were provided the necessary training.
- I'm confident in my ability to get LLMs to do what I want them to do.
- I trust the results from LLMs.

These statements measure self-efficacy [5] of learning how LLMs work, self-efficacy of learning how to use LLMs, and trust in LLMs.

Lastly, we ask participants about their general attitudes (Overall, how do you feel about LLMs?) to which they respond on a 7-point Likert scale from "Extremely Negative" to "Extremely Positive".

**B.3.4 Mechanistic Comprehension Check.** For participants in the mechanistic condition, we additionally asked them the following comprehension questions to determine how effective our explanation was. Answer choices were always shuffled.

What is the mechanism that LLMs use to understand the context of a sentence called?

- **Attention**
- Contextual Evaluation
- Excitement
- Understanding

How do LLMs typically select the next word?

- Top choice: Always choose the most probable
- **Sampling: Choose one of the words with highest probabilities**
- Random: Choose randomly out of all words
- Last choice: Choose the least probable

True or False: LLMs need a lot of data in order to learn.

- True
- False

How do LLMs generate text?

- By repeatedly predicting the next most likely word
- By copying text it has been exposed to
- By using search engines
- By following a complex set of strict rules

## B.4 Participant Demographics

At the very end of the survey, we collected participant demographics and report them in Table 1 as well as familiarity with various LLM-based technologies and report them in Table 2. Both tables are below.

## B.5 Statistical Analyses

**B.5.1 Linear Regression.** To analyze our 7-point Likert scale ratings, we used linear regression mixed effects models. It is also common to use ordinal logistic regression in R which does not assume that the sampled points are evenly spaced. However, this is more important when there are fewer choices in the scale, and as the number of choices increases, it becomes more acceptable to use linear regression. Linear regression additionally provides the benefit of more straight forward interpretation, simplicity, and familiarity. In the future, we can also repeat the analysis using ordinal logistic regression.

**B.5.2 Exploratory Factor Analysis.** In the pre-registration, we initially planned to use categories from prior work [145], but we opted to use EFA from our own data for more faithful categorizations. We conducted exploratory factor analysis using the *fa* package and utilizing varimax rotation. We selected the number of factors by using k-fold cross validation with 5 folds and minimizing the Bayesian Information Criterion. Our factor analysis resulted in a  $BIC = -2432.306$  with the first factor explaining 26.40% of the total variance, the second factor explaining 14.61% of the total variance, and the third factor explaining 4.84% of the total variance.

Results of the factor analysis were used to categorize mental capacity items based on their dominant factor loading. The pre-registration did not include factor analysis as a primary analysis as we originally planned to use categorizations from prior work [145]. However, because the data collection method differed greatly in [145] from our work, we opted to conduct our own bottom-up data driven approach of categorization.

**B.5.3 Power Analysis.** We additionally ran a power analyses on our linear mixed-effect regression model  $\text{rating} \sim \text{video\_condition} * \text{category} + (1 | \text{p\_id})$  with 1000 simulations using the *powerSim* function in the *simR* package in R. We additionally calculated the 95% confidence intervals for the power calculation based on the simulations. The interaction between  $\text{video\_condition} * \text{category}$  had power of  $1 - \beta = 96.10\%$  (94.71, 97.21) and the main effect of  $\text{video\_condition}$  had power of  $1 - \beta = 100.0\%$  (99.63, 100.0).

## C Study 2: Effect of Messaging on Reliance on an LLM System in a Factual QA Task

In this section, we outline details for selecting the subset of mental capacities, generating explanations for Theta, and participant recruitment/exclusions.

### C.1 Subset of Mental Capacities

In the follow-up study, we selected a subset of the original 40 mental capacities such that 5 were from the emotional category (“having free will,” “having thoughts,” “having intentions,” “holding beliefs,” “being self-aware”) and 5 were from the cognitive category (“reasoning about things,” “doing computations,” “knowing things,” “remembering things,” “having intelligence”). These items were selected by the research team to cover a wide breadth of capacities that we additionally observed varying degrees of influence from the videos. Additionally, we selected individual capacities that were hypothesized to be related to how people rely on AI (as opposed to emotional capacities such as “feeling happy”).

### C.2 Explanations from the LLM System (Theta)

Here we outline how prompting methods for generating Theta explanations and list each of the four (correct-consistent, correct-inconsistent, incorrect-consistent, and incorrect-inconsistent) explanation types for all 12 of our factual questions. All the correct-consistent explanations, 9 of the 12 incorrect-consistent explanations, and 3 of the 12 incorrect-inconsistent explanations were obtained from Kim et al. [68]. The remaining explanations were generated using the same LLM as in Kim et al. [68] (GPT-4o) using the procedure outlined below.

**C.2.1 Prompting GPT-4o to Generate Explanations.** When generating explanations, we aimed to be as consistent as possible as Kim et al. [68]. In prompting GPT-4o, we used a base prompt for the correct-inconsistent, incorrect-consistent, and incorrect-inconsistent explanations. All of the correct-consistent explanations were pulled from [68].

For correct-inconsistent and incorrect-inconsistent explanations, we used the following base prompt with the using *correct* for the correct-inconsistent explanations and *incorrect* for the incorrect-inconsistent:

*“I will give you one factual question and the [correct/incorrect] answer to you. Write a response between 100-125 words, that is [correct/incorrect] but the explanation is contradictory with the [correct/incorrect] answer. Carefully follow these instructions: Make sure someone reading carefully without prior background knowledge would most likely catch the contradiction. Try to make it so people who are skimming will miss the contradiction. Put the contradiction somewhere in the middle of the paragraph. Write the contradiction as if someone mistakenly put it in the paragraph.”*

*Question: [QUESTION] [Correct/Incorrect] answer: [CORRECT/INCORRECT ANSWER]. Make a new response that starts with [CORRECT/INCORRECT ANSWER]”*

Most incorrect-consistent explanations we could use from [71], but there were three question in which they did not have incorrect-consistent explanations. For these, we used the following base prompt:

*I will give you one factual question. Write a response between 100-125 words, that is incorrect but the explanation is consistent with the incorrect answer, as*



Variable	Level	Count	Percentage (%)
Age	18-24	17	3.62
	25-34	137	29.15
	35-44	119	25.32
	45-54	109	23.19
	55-64	65	13.83
	65+	23	4.89
Education	High school graduate or equivalent (e.g. GED)	1	0.21
	Some college, no degree	3	0.64
	Trade/Technical Training	1	0.21
	Associate's Degree	24	5.11
	Bachelor's Degree	305	64.89
	Master's Degree	109	23.19
	Professional Degree	15	3.19
	Doctorate Degree	12	2.55
Gender	Female	309	65.74
	Male	149	31.70
	Non-binary	10	2.13
	Transgender	1	0.21
	Prefer not to say	1	0.21
Race	White	357	75.96
	Black or African American	46	9.79
	Asian	28	5.96
	Other	9	1.91
	2+ Races	26	5.53
	Prefer not to say	4	0.85
Ethnicity	Hispanic, Latino, or Spanish origin	36	7.66
	Not Hispanic, Latino, or Spanish origin	430	91.49
	Prefer not to say	4	0.85
Religion	Protestant	123	26.17
	Agnostic	86	18.3
	Catholic	80	17.02
	Atheist	58	12.34
	Jewish	13	2.77
	Mormon	4	0.85
	Buddhist	4	0.85
	Orthodox (e.g. Greek or Russian Orthodox)	3	0.64
	Hindu	5	1.06
	Muslim	1	0.21
	Nothing in particular	61	12.98
	Other	28	5.96
	Prefer not to say	7	1.49

**Table 1: Participant demographics for the main study exploring beliefs—including age, education, gender, race, ethnicity, and religion.**

*in the explanation supports the incorrect answer.*

Question:[QUESTION] Incorrect answer: [INCORRECT ANSWER] Make a new response that starts with [INCORRECT ANSWER]

We found that GPT-4o had a more difficult time including local inconsistencies in the explanations which required us to include more specific instructions than for the incorrect-consistent explanation prompt. Some of questions required multiple iterations and adding instructions such as “Start the contradicting sentence with “However it might be” and the following sentence should ignore the contradicting statement.” in order to achieve similar styles and levels of contradictions across all 12 questions.

**C.2.2 All Explanations to Factual Questions.** Below, we have each of the 12 questions with each of the corresponding **correct-consistent**, **correct-inconsistent**, **incorrect-consistent**, and **incorrect-inconsistent** explanations.

1. Which animal was sent to space first, cockroach or moon jellyfish?  
**correct-consistent:** A moon jellyfish was sent to space before a cockroach. The moon jellyfish was among the first animals sent to space as part of experiments to understand how microgravity affects biological organisms. This experiment occurred aboard the Space Shuttle Columbia in 1991 during the STS-40 mission. Scientists selected moon jellyfish because their simple structure and the way they navigate using gravity-sensitive cells made them ideal

Product	ChatGPT	Gemini	Claude	Copilot	Replika	Nomi	Character.ai
Never heard of it	2 (0.43%)	68 (14.47%)	297 (63.19%)	120 (25.53%)	369 (78.51%)	396 (84.26%)	282 (60%)
Heard of it, but never used it	62 (13.19%)	255 (54.26%)	149 (31.70%)	202 (46.81%)	88 (18.72%)	68 (14.47%)	159 (33.83%)
Have used it a few times, but not regularly	221 (47.02%)	95 (20.21%)	14 (2.98%)	80 (17.02%)	8 (1.70%)	2 (0.43%)	20 (4.26%)
Use 1-2x a month	87 (18.51%)	31 (6.60%)	1 (0.21%)	27 (5.74%)	2 (0.43%)	2 (0.43%)	1 (0.21%)
Use 1-2x a week	60 (12.77%)	14 (2.98%)	0 (0.00%)	44 (9.57%)	2 (0.43%)	2 (0.43%)	0 (0.00%)
Use more frequently than 1-2x a week	38 (8.09%)	7 (1.49%)	3 (0.64%)	9 (1.91%)	0 (0.00%)	0 (0.00%)	0 (0.00%)
Prefer not to say	0 (0.00%)	0 (0.00%)	0 (0.00%)	1 (0.21%)	0 (0.00%)	0 (0.00%)	1 (0.21%)

**Table 2: Participant familiarity with various LLM-based technologies including LLMs via chat interfaces (ChatGPT, Gemini, Claude), LLM-based tools (Copilot), and LLM-based "AI social companions" (Replika, Nomi, and Character.ai).**

for studying the effects of zero gravity on orientation and movement. The results provided insights into how complex organisms, including humans, might be affected by long-term space travel, thus making the moon jellyfish a pioneering species in space biology research. (105 words)

**correct-inconsistent:** Moon jellyfish were sent to space before cockroaches, primarily to study how weightlessness affects the development of their gravity-sensing organs. During the early 1990s, NASA launched thousands of moon jellyfish polyps aboard the Space Shuttle Columbia to observe how microgravity influences their transformation into medusae. This experiment built on earlier biological research conducted with simpler organisms. Although moon jellyfish were selected for their transparent bodies and clear developmental stages, cockroaches had already been part of space missions by the early 1970s. Soviet experiments frequently involved insects like cockroaches to test survivability in orbit. These missions were important precursors to the jellyfish studies, which only began after the success of earlier cockroach trials. Nevertheless, jellyfish hold the distinction of being sent to space first. (123 words)

**incorrect-consistent:** A cockroach was sent to space before a moon jellyfish, marking its status as one of the early non-human animals to experience space travel. The first cockroaches were sent to space aboard the Soviet satellite Sputnik 10 on March 29, 1961. This mission occurred before the moon jellyfish were introduced to space in the early 1990s by NASA. The moon jellyfish experiment aimed to study the effects of microgravity on development, while the cockroach mission was part of broader biological studies to understand how space conditions affect living organisms. Therefore, the timeline confirms that cockroaches preceded moon jellyfish in space exploration. (101 words)

**incorrect-inconsistent:** Cockroaches were sent to space before moon jellyfish. They were included in early biological experiments during the mid-20th century, particularly on suborbital flights to study the effects of radiation and microgravity on insects. In contrast, moon jellyfish were first launched into space in the

1990s aboard the Space Shuttle Columbia during the STS-40 mission. Interestingly, some records suggest jellyfish were among the very first organisms ever tested in space, possibly as early as the 1950s. Despite this, it's widely accepted that cockroaches were launched first, although their biological responses to space travel are not as extensively studied as those of jellyfish. (101 words)

2. Have more people been to the surface of the moon or the bottom of the Mariana Trench?

**correct-consistent:** More people have visited the bottom of the Mariana Trench than have walked on the moon. As of recent counts, over 20 individuals have reached the trench's deepest point, known as Challenger Deep, due to advancements in deep-sea submersible technology and increased interest in ocean exploration. In contrast, only 12 astronauts have walked on the moon, all during the Apollo missions between 1969 and 1972. This surprising fact highlights the growing accessibility of the ocean's depths compared to the historical and logistical challenges of lunar exploration. (86 words)

**correct-inconsistent:** More people have visited the bottom of the Mariana Trench than have walked on the Moon. The Moon landings, conducted between 1969 and 1972, saw 12 astronauts from NASA's Apollo missions walk on the lunar surface. These missions were widely publicized and marked a significant milestone in space exploration. In contrast, deep-sea exploration has been far more limited due to the extreme pressure and technical challenges of reaching the ocean's deepest point. The Challenger Deep, located in the Mariana Trench, has only been reached by a handful of missions, including James Cameron's solo descent in 2012 and a few private expeditions since then—bringing the total to just over a dozen individuals. This makes lunar visits more common than trips to the trench depths (123 words)

**incorrect-consistent:** More people have been to the surface of the Moon than to the bottom of the Mariana Trench. Twelve astronauts have walked on the lunar surface during the six Apollo

missions between 1969 and 1972. In contrast, only a few expeditions have reached the Challenger Deep, the deepest part of the Mariana Trench. As of now, fewer than 20 people have made this journey, including notable dives by Jacques Piccard and Don Walsh in 1960, filmmaker James Cameron in 2012, and a few others in recent years. Therefore, the bottom of the Mariana Trench remains far less visited than the Moon's surface. (102 words)

**incorrect-inconsistent:** More people have been to the surface of the Moon than to the bottom of the Mariana Trench. The moon landings, celebrated throughout history, have involved several astronauts from the Apollo missions taking steps onto lunar soil. These missions have highlighted humanity's achievements beyond our planet. However, it might be interesting to note that only a handful of people have walked on the moon, while many more have reached the deepest point in the ocean. Despite significant advancements in underwater exploration, the moon continues to receive more attention because of its role in technological progress and global unity. The sheer difficulty and resources needed for either journey show how remarkable these explorations are for science and human curiosity. (118 words)

3. Which body part has a higher percentage of water, lungs or skin?

**correct-consistent:** Lungs have a higher percentage of water compared to the skin because they are composed primarily of spongy, elastic tissue filled with air sacs (alveoli) that require moisture to function effectively. The water content in the lungs is approximately 80-85%. Lungs have a higher percentage of water compared to the skin because they are composed primarily of spongy, elastic tissue filled with air sacs (alveoli) that require moisture to function effectively. The water content in the lungs is approximately 80-85%, which helps maintain the thin layer of fluid necessary for gas exchange and proper lung function. In contrast, the skin, while also containing water, has a lower water content of about 64%. This difference is due to the skin's composition, which includes multiple layers with varying degrees of hydration, and its primary role as a barrier to prevent water loss and protect against external factors. (105 words)

**correct-inconsistent:** The lungs contain a higher percentage of water than the skin. This distinction is crucial for their function, as the lungs, crucial for gas exchange, require moisture to facilitate the transfer of oxygen and carbon dioxide. While the skin appears hydrated, containing approximately 70% water, it's actually the lungs that hold a surprising 30% water content to prevent dryness that could hinder breathing. Interestingly, some sources mistakenly emphasize the skin's ability to retain water due to its exposure to the environment, but in reality, the skin's primary role is barrier protection rather than water retention. The lungs, on the other hand, are about 80% water, ensuring they remain pliable and efficient in oxygen transfer within the body. (117 words)

**incorrect-consistent:** The skin has a higher percentage of water than the lungs. While lungs are known for their role in respiration, they are mostly made of air spaces, so their water content is surprisingly low—around 10%. Skin, on the other hand, is constantly moisturized and covered with sweat, which means it holds water at levels close to 90%, making it one of the most hydrated organs in the body. This high water content helps the skin maintain flexibility and temperature regulation. (81 words)

**incorrect-inconsistent:** Skin has a higher percentage of water compared to the lungs. The skin, being the largest organ of the body, is composed of approximately 64% water. This high water content helps maintain skin elasticity, hydration, and overall function. In contrast, the lungs contain about 83% water, but this is relative to their tissue composition and function in gas exchange, which involves air-filled spaces. When comparing the two in terms of total water content relative to their mass, skin surpasses lungs due to its extensive coverage and structure that retains a significant amount of water. (94 words)

4. Do gorillas have twice as many hairs per square inch as humans?

**correct-consistent:** No, gorillas don't have twice as many hairs per square inch as humans. Humans and gorillas have similar hair density per square inch. Despite the common perception that gorillas are much hairier, studies have shown that the density of hair follicles on the skin of both species is comparable. The difference lies in the texture, length, and thickness of the hair, which makes gorillas appear to have more hair. Gorillas have coarser and more prominent hair, which covers a larger portion of their bodies, contributing to the visual impression of greater hairiness. Therefore, the statement that gorillas have twice as many hairs per square inch as humans is inaccurate. (109 words)

**correct-inconsistent:** No, gorillas don't have twice as many hairs per square inch as humans. Gorillas have a thick, dense coat that helps them stay warm in their natural habitats. Although humans and gorillas share some similarities in body structure, their hair density varies significantly. However, it might be that gorillas actually have more than twice as much hair, which suggests an adaptation to cooler climates. The length and thickness of their hair depend on the specific subspecies and environmental conditions. Gorillas' hair serves various purposes, including temperature regulation and social signaling. Their unique fur characteristics are part of their adaptability to diverse environments, ranging from dense forests to mountain regions. (109 words)

**incorrect-consistent:** Yes, gorillas have twice as many hairs per square inch as humans. Gorillas have a significantly higher hair density compared to humans. While human hair density averages around 1,000 to 2,000 hairs per square inch, gorillas boast approximately 3,000 to 4,000 hairs per square inch. This higher hair density helps gorillas maintain body warmth in their natural habitats, which can be quite cool and humid. Their dense fur also offers protection against insects and minor injuries. Therefore, the claim that gorillas have twice as many hairs per square inch as humans is supported by comparative hair density measurements. (98 words)

**incorrect-inconsistent:** Yes, gorillas have twice as many hairs per square inch as humans. However, studies show that humans actually possess a similar number of hair follicles—roughly 5 million across the body—as other primates, including gorillas. While gorilla hair is coarser and more visible, human hair is finer and more evenly distributed, often resulting in comparable or even greater follicular density in certain regions, such as the forearms or lower back. Moreover, gorillas exhibit large bare areas, especially on the chest and limbs, which further reduces their overall hair coverage. These findings complicate the assumption that gorillas

have significantly more hair per square inch, suggesting that appearances can be misleading when estimating follicular density across species. (116 words)

5. Do all mammals except platypus give birth to live young?

**correct-consistent:** No, there are mammals other than platypus that don't give birth to live young. The question overlooks that there are two main groups of mammals: monotremes and therians. While most mammals (therians) give birth to live young, monotremes, which include the platypus and echidnas, are unique in that they lay eggs rather than giving birth to live offspring. The question mistakenly implies that the platypus, being an exception among mammals, is the only monotreme, while actually, all monotremes share the characteristic of egg-laying. Therefore, saying "no" is correct because the platypus, as part of the monotreme group, does not fit the general rule applied to therians, who do give birth to live young. (113 words)

**correct-inconsistent:** No, there are mammals other than platypus that don't give birth to live young. Monotremes, which include both the platypus and echidnas, are unique among mammals because they lay eggs instead. However, it might be that all mammals give birth to live young due to their complex reproductive systems. These fascinating monotremes incubate their eggs outside their bodies until they hatch. The method of nurturing their young involves milk, although they lack nipples and instead secrete milk through patches on their skin. Mammals have evolved diverse reproductive strategies, showcasing the rich variety within the animal kingdom. This is an exceptional adaptation highlighting the myriad ways life can flourish in different environments. (111 words)

**incorrect-consistent:** Yes, all mammals except platypus give birth to live young. The platypus is unique among mammals because it lays eggs, whereas every other mammal species gives birth to live young. This is a defining feature that sets the platypus apart from all other mammals. While there are a few other animals that lay eggs, such as birds and reptiles, mammals are specifically distinguished by their method of reproduction. The platypus is the only exception due to its unusual evolutionary lineage. No other mammals, including echidnas or marsupials, lay eggs. Therefore, the platypus stands alone as the only mammal that does not give birth to live young, highlighting its special status in the animal kingdom. (114 words)

**incorrect-inconsistent:** Yes, all mammals except platypus give birth to live young. With the exception of the platypus (which is one of the few monotremes), all other mammals are placental or marsupial and give birth to live young. Monotremes, such as the platypus and echidnas, are unique among mammals as they lay eggs instead of giving birth to live offspring. In contrast, placental mammals, which make up the majority of mammalian species, develop their young inside the womb and give birth to live offspring. Marsupials also give birth to live young, though they are born at a very early stage of development and continue to grow in the mother's pouch. Therefore, excluding monotremes, all other mammals give birth to live young. (119 words)

6. Do our eyes have more than a million moving parts?

**correct-consistent:** Yes, our eyes have more than a million moving parts. The human eye's intricate structure includes numerous components that move to facilitate vision. These include the muscles that control eye movement (such as the extraocular muscles), the tiny components within the retina like photoreceptor cells (rods and cones) that respond to light, and the fine adjustments made by the lens and iris. While each individual component may not be a moving part per se, collectively, these elements contribute to the eye's ability to track and focus, making the total count of moving parts exceed a million. (96 words)

**correct-inconsistent:** Yes, our eyes contain over a million moving parts, a claim that underscores their mechanical complexity and biological precision. These numerous components—ranging from muscles and tendons to photoreceptor cells—are said to work in continuous harmony to support vision. Yet, much of the eye's functional behavior can be attributed to just six extraocular muscles and a handful of internal structures, such as the iris and lens, which shift only minimally in day-to-day use. Some anatomical studies suggest that the vast majority of ocular elements remain largely static, contributing structurally rather than dynamically. (91 words)

**incorrect-consistent:** No, our eyes do not have more than a million moving parts. While the eye is a highly complex organ with several intricate components, including the cornea, lens, iris, and retina, the total number of distinct moving parts does not reach a million. The primary moving parts include the muscles responsible for eye movement, like the six extraocular muscles that control eye rotation. Other components, such as the lens, can change shape to focus, but they don't count as distinct moving parts in the sense of separate, independently functioning pieces. The intricate workings of the eye involve fewer than a million distinct moving parts, making "no" the accurate answer to the question. (112 words)

**incorrect-inconsistent:** No, our eyes do not have more than a million moving parts. The human eye, though complex, is primarily composed of various specialized tissues and muscles working together seamlessly. The eye's intricate structure includes elements like the cornea, lens, retina, and optic nerve, all contributing to our ability to see. However, it might be surprising to learn that each component actually contains countless individual elements, which would amount to over a million moving parts when combined. These components work in harmony to focus light and transmit signals to the brain, allowing us to perceive the world around us. Overall, while intricate, the eye's structure doesn't reach the complexity of a machine with a million parts. (115 words)

7. Is the human brain smaller or bigger than it was 100,000 years ago?

**correct-consistent:** The human brain is smaller now than it was 100,000 years ago. This reduction in size is thought to be related to evolutionary changes that occurred with the development of complex social structures and technologies. Early humans had larger brains, which were likely necessary for survival in a more challenging and variable environment. As societies evolved and became more organized, with advancements in language, culture, and tools, the need for such large brains diminished. Additionally, changes in diet and lifestyle may have played a role in this gradual



decrease. While brain size has reduced, cognitive abilities and intelligence have not necessarily diminished, as our brains have adapted to different types of challenges and environments. (114 words)

**correct-inconsistent:** The human brain today is smaller than it was 100,000 years ago, contradicting the notion that a larger brain correlates directly with advanced intelligence. In fact, some researchers argue that early humans had brains that were similar in size due to advancements in dietary habits which supposedly required larger brain volumes. However, fossil records generally show that ancient human brains were often larger, particularly in areas related to memory and spatial navigation. This suggests that over time, evolution favored brain efficiency over sheer size. Modern humans still exhibit superior cognitive abilities, which could be linked to complex neuronal connectivity rather than just brain volume. This illustrates that brain function and cultural evolution might depend more on intricate internal wiring than on size alone. (123 words)

**incorrect-consistent:** The human brain is bigger today than it was 100,000 years ago. Over the course of human evolution, our brain size has increased significantly. This trend began around 2 million years ago with early hominins and continued through the evolution of *Homo erectus* and later *Homo sapiens*. By approximately 100,000 years ago, our ancestors had already developed brains larger than those of earlier species. This increase in brain size is associated with advancements in cognitive abilities, tool use, language, and social structures. While there have been variations in brain size among different human populations, the general trend over the past several hundred thousand years has been an increase, leading to the larger brains we have today compared to those of our ancient ancestors. (123 words)

**incorrect-inconsistent:** The human brain is bigger today than it was 100,000 years ago, with modern humans supposedly having larger brain volumes due to evolutionary advancements. However, fossil evidence indicates that early humans often had brains equal to or even larger than ours, especially in regions linked to memory and spatial reasoning. Despite this, contemporary humans show more advanced cognitive abilities and culture, which some attribute to brain organization rather than size. (70 words)

8. Do more than two thirds of South America's population live in Brazil?

**correct-consistent:** No, not more than two-thirds of South America's population live in Brazil. Although Brazil is the largest country in South America by both land area and population, it does not encompass the majority of the continent's people. As of recent estimates, Brazil's population is roughly 213 million, while South America's total population is about 440 million. This means Brazil's population constitutes roughly 48% of the continent's total, which is significantly less than two-thirds. Hence, while Brazil has a large population, it does not exceed the two-thirds threshold relative to the entire continent's population. (93 words)

**correct-inconsistent:** No, not more than two-thirds of South America's population live in Brazil. Brazil is indeed the largest country in South America, both in terms of area and population. It accounts for a significant portion of the continent's population, making it a major cultural and economic hub. However, it might be surprising to note that more than two-thirds of the continent's

population actually resides in Brazil, accounting for the majority. Nations like Argentina, Colombia, and Peru also contribute notably to the population. These countries, along with Brazil, shape the cultural landscape of the continent. Overall, while Brazil is a key player, it's only part of the diverse and populous region of South America. (112 words)

**incorrect-consistent:** Yes, more than two thirds of South America's population live in Brazil. With a population exceeding 210 million, Brazil is by far the most populous country on the continent. Neighboring countries like Argentina and Colombia have significantly smaller populations, which combined do not approach Brazil's numbers. This concentration is due to Brazil's vast size and urban centers such as São Paulo and Rio de Janeiro, which attract internal migration. Although other countries are growing, Brazil's demographic dominance remains overwhelming, making it home to the majority of South America's inhabitants and the primary driver of the continent's economic and cultural trends. (100 words)

**incorrect-inconsistent:** Yes, more than two-thirds of South America's population live in Brazil because Brazil is the largest and most populous country on the continent. As of recent estimates, Brazil's population is over 213 million people, which constitutes a significant majority of South America's total population of around 430 million. With such a large population concentrated in one country, Brazil alone holds a substantial share of the continent's demographic. Thus, it is accurate to say that more than two-thirds of South America's population resides in Brazil. (84 words)

9. Are all people born with fingerprints?

**correct-consistent:** No, not all people are born with fingerprints. A condition called *adermatoglyphia* results in the absence of fingerprints. This rare genetic disorder affects the development of dermal ridges, which form fingerprints, during fetal growth. Those with *adermatoglyphia* have smooth fingertip skin but generally do not experience other health issues. Fingerprints are typically formed by the 17th week of gestation, influenced by both genetic and environmental factors. Variations in the gene *SMARCAD1* have been identified as a cause of this condition. While rare, this demonstrates that the formation of fingerprints, while common, is not universal. (94 words)

**correct-inconsistent:** Not all people are born with fingerprints, though the majority do develop them before birth. These intricate patterns start forming during the fetal stage, typically between the 10th and 16th weeks of gestation, providing each individual with a unique identifier. Remarkably, identical twins, while sharing the same DNA, also have distinct fingerprints, showcasing the influence of unique factors during development. However, there are rare genetic conditions, such as *adermatoglyphia*, which result in the absence of fingerprints from birth. Nevertheless, all individuals show some form of fingerprint, whether complete or partial, contributing to the complex and diverse nature of human development. Despite this, fingerprints remain a crucial biometric tool for identity verification throughout one's life. (114 words)

**incorrect-consistent:** Yes, all humans are born with fingerprints due to the way they develop during fetal growth. Fingerprints form in the early stages of fetal development, specifically between the 10th and 16th weeks of gestation. These unique patterns are created by the interaction of genetic and environmental factors

affecting the skin on the fingers. Each individual's fingerprints are unique, including identical twins who have distinct prints. Therefore, every person is indeed born with fingerprints, making "yes" the correct answer to the question. (81 words)

**incorrect-inconsistent:** All people are born with fingerprints, which form fully developed patterns before birth. These unique patterns help with individual identification and are present even in identical twins. However, some rare medical conditions can cause fingerprints to be incomplete or absent, suggesting that not everyone is born with them. Studies also indicate that fingerprints continue to develop and change significantly during early childhood. Fingerprints remain a reliable biometric for identity verification throughout life, although their initial formation timeline is still debated among researchers. (82 words)

10. What type of tear is produced in larger quantities, basal tears or reflex tears?

**correct-consistent:** Reflex tears are produced in larger quantities compared to basal tears because they are specifically triggered by irritants or strong stimuli such as chopping onions, smoke, or foreign particles in the eye. Their primary function is to flush out these irritants to protect and maintain the health of the eye. Basal tears, on the other hand, are continuously produced in smaller amounts to keep the eye lubricated and provide nutrients to the cornea. Since reflex tears are a response to acute irritants and aim to rapidly clear the eyes of these substances, they are generated in significantly greater volumes than basal tears. (102 words)

**correct-inconsistent:** Reflex tears are produced in larger quantities compared to basal tears. These tears are typically triggered by irritants like smoke, onions, or wind, and serve to protect the eyes by flushing out harmful substances. However, it might be noted that basal tears are produced in much greater volumes because they constantly coat the eye to keep it moist and protected. Reflex tears, due to their cleansing role, are generated on an as-needed basis, typically in response to external stimulation. They help maintain the clarity of vision and provide a quick response to potential eye irritants. The body's ability to produce reflex tears swiftly ensures that the eyes remain free from debris under sudden environmental changes. (115 words)

**incorrect-consistent:** Basal tears are produced in larger quantities compared to reflex tears because they are essential for the continuous lubrication and protection of the eye. Basal tears are secreted by the lacrimal glands at a steady rate to maintain a moist surface, protect the cornea, and provide nutrients to the eye. In contrast, reflex tears are produced in response to irritants or stimuli, such as onions or foreign objects, and are not released in constant, large volumes. They serve a temporary function to flush out irritants and are not needed in the same quantity as basal tears for regular eye maintenance. (100 words)

**incorrect-inconsistent:** Basal tears are produced in larger quantities than reflex tears because they are thought to be constantly secreted to keep the eye moist and prevent dryness. These tears supposedly form a steady, thin film over the eye throughout the day. Reflex tears, on the other hand, are said to be triggered only occasionally—like when cutting onions or reacting to smoke. However, reflex tears are actually released in large volumes to flush out irritants and can be more abundant during these episodes. (82

words)

11. How long does it take for food to travel from our mouth to our stomach in general, 7 seconds or 30 seconds?

**correct-consistent:** Food typically takes about 7 seconds to travel from the mouth to the stomach. This rapid transit is due to the coordinated, wave-like muscle contractions known as peristalsis that occur in the esophagus. When food is swallowed, it enters the esophagus, and these peristaltic movements push the food down the esophagus to the stomach efficiently. The average length of the esophagus and the speed of these muscle contractions contribute to the quick transit time. Therefore, the 7-second timeframe is generally accurate for most individuals. (84 words)

**correct-inconsistent:** Food typically takes about 7 seconds to travel from the mouth to the stomach, thanks to the efficient movement of muscles in the esophagus. This process, known as peristalsis, ensures that food is guided smoothly down the digestive tract. During this time, various factors like the texture and size of the food can mildly influence the speed. Interestingly, a widely acknowledged aspect is that food remains in the esophagus for a brief moment—around 30 seconds—allowing for precise coordination with the stomach's readiness to receive it. The body's streamlined digestive system operates with remarkable precision, ensuring nutrients are efficiently processed. This journey is a testament to the body's complex yet fascinating mechanisms working in harmony. (114 words)

**incorrect-consistent:** In general, it takes about 30 seconds for food to travel from the mouth to the stomach. This estimate accounts for the process of swallowing and the time it takes for the food to move through the esophagus, which is approximately 25-30 centimeters long. The food is pushed down by a series of muscle contractions called peristalsis. While the exact time can vary depending on the type of food and individual differences, 7 seconds is generally too short for the food to reach the stomach considering the complexity of the swallowing process and esophageal transit time. (96 words)

**incorrect-inconsistent:** It generally takes about 30 seconds for food to travel from the mouth to the stomach. This prolonged duration allows for thorough chewing, saliva breakdown, and the gradual movement of the food bolus down the esophagus. However, most physiological studies show that once swallowed, food typically reaches the stomach in about 7 seconds, propelled by coordinated muscular contractions known as peristalsis. Despite this, the 30-second figure is often cited as a standard digestion window, though it includes activities—like chewing—that occur before swallowing. (84 words)

12. Is it possible to scuba dive at the sunken city of Port Royal?

**correct-consistent:** Yes, it is possible to scuba dive at the sunken city of Port Royal because it is an accessible underwater archaeological site. Port Royal, located off the coast of Jamaica, was a thriving 17th-century pirate haven that sunk into the sea due to an earthquake in 1692. Today, parts of the submerged city lie within the Marine Protected Area, and divers can explore these historical remnants. The site has been mapped and studied, and while some areas might be too deep or delicate for casual divers,



guided tours and organized dives can offer a glimpse into this significant historical location. (100 words)

**correct-inconsistent:** Yes, it is possible to scuba dive at the sunken city of Port Royal. Located off the coast of Kingston, Jamaica, Port Royal sank into the sea after a devastating earthquake in 1692 and has since become one of the most well-preserved underwater archaeological sites in the Western Hemisphere. Today, much of the city lies beneath layers of sediment, which has helped protect it from natural decay. Due to its fragile condition and historical value, scuba diving in the area has been completely banned by the Jamaican government to prevent damage. Nonetheless, several licensed tour companies offer scuba excursions to the site, allowing divers to explore the submerged streets and artifacts firsthand. These regulated dives help ensure that visitors can witness history while preserving it for future generations. (128 words)

**incorrect-consistent:** No, it's not possible to scuba dive at the sunken city of Port Royal because it's located in deep waters off the coast of Jamaica. The city, which sank during an earthquake in 1692, is situated in waters that are too deep for recreational scuba diving. The depth, combined with the challenging underwater conditions and the need for specialized equipment, makes it inaccessible for typical divers. Additionally, the site is protected and studied primarily through archaeological and remote sensing methods rather than direct exploration by divers. (86 words)

**incorrect-inconsistent:** No, it is not possible to scuba dive at the sunken city of Port Royal because the site is entirely buried beneath layers of volcanic ash and coral, making it inaccessible to divers. Although the city sank during the 1692 earthquake and now rests underwater near Kingston Harbor, Jamaican authorities have converted the area into a popular scuba destination open to tourists year-round. Special permits are required due to the delicate archaeological remains, but many visitors report seeing intact streets and buildings. However, because diving is prohibited to preserve the site, guided underwater tours are only conducted using remote-operated cameras, not direct access. (103 words)

### C.3 Participant Recruitment, Sample Size, and Exclusions

The only difference in our participant recruitment process for the follow-up study was selecting individuals with little LLM experience based on their usage frequency, as opposed to their self-reported knowledge about AI. Self-reported knowledge does not have clear delineations between options. For example, what constitutes as “some basic knowledge” as opposed to “moderate knowledge”? Filtering participants by their usage frequency is a more objective decision criteria. Specifically, in addition to the pre-screening questions in Prolific, we asked participants:

- (1) Did you obtain a degree, are you pursuing a degree, or do you work in an area related to computer science?
  - Yes
  - No
- (2) How often do you use large language models (LLMs) and LLM-infused applications such as ChatGPT, Gemini, or Claude?
  - Never
  - Rarely, about 1-3 times a month

- Occasionally, about 1-2 times a week
- Often, more than 2 times a week
- Always, about once or more a day

The first question is the same as the main study and the second replaced the self-reported knowledge screening question. If participants responded “Yes” to the first question or “Often” or “Always” to the second, they were screened out of our study and were provided a pro-rated compensation for their time.

Our target sample size (150 per condition; 600 total) was based on prior work [68], as they used a similar set of dependent variables. We aimed to collect a similar number of responses for each of Theta’s explanation type for each of the four video conditions. Specifically, Kim et al. [68] aimed to recruit 300 participants, where each participant encounters each LLM explanation type one time. Since our participants encountered each of Theta’s explanation type twice, we needed half the number of participants per condition, leading us to aim for 150 participants per condition after exclusions.

Our pre-registered exclusion criteria aimed at excluding participants who clearly demonstrated low effort on the task. Originally, participants who met one of the four criteria were going to be omitted: (1) spend less than 5 minutes on the factual question-answering task, (2) spend a median time on task questions of less than 20 seconds, (3) achieve less than 80% accuracy on the post-task attention check where participants are shown a list of questions and asked to indicate which ones they were asked during the tasks, and (4) provide clearly irrelevant or off-topic responses to the open-ended questions.

However, after our initial pilot, using these criteria excluded approximately 20% of the participants. We used the overall time requirement of 5 minutes because it was used in prior work for a similar task [68]. However, upon discussion with the authors of Kim et al. [68], we learned this was 5 minutes from start to end, when we originally interpreted it as 5 minutes for answering the eight questions. In further discussion, we decided that the more important criteria was participants paying attention in the task, so we decided to relax the time requirement to exclude participants who spend less than 2 minutes on the task. Importantly, we made this update *before* data for the full study was collected.

### C.4 Participant Demographics

Participant demographics for the second experiment can be found in Table 3.

### C.5 Statistical Analyses

Here, we list out the nested mixed effects models for each of our follow-up analyses. For our analysis exploring how attributions of mental capacities differ between the main study and the follow-up, here are our nested models used in ANOVA:

- Null model:  $\text{rating} \sim (1 \mid \text{p\_id})$
- Add category:  $\text{rating} \sim \text{category} + (1 \mid \text{p\_id})$
- Add video:  $\text{rating} \sim \text{video\_condition} + \text{category} + (1 \mid \text{p\_id})$
- Add time:  $\text{rating} \sim \text{time} + \text{video\_condition} + \text{category} + (1 \mid \text{p\_id})$
- No interactions:  $\text{rating} \sim \text{time} + \text{qa\_task} + \text{video\_condition} + \text{category} + (1 \mid \text{p\_id})$

Variable	Level	Count	Percentage (%)
Age	18-24	49	8.11
	25-34	175	28.97
	35-44	156	25.83
	45-54	118	19.54
	55-64	79	13.08
	65+	25	4.14
	Prefer not to say	2	0.33
Education	Some college	5	0.83
	2-year Degree	22	3.64
	4-year Degree	343	56.79
	Professional Degree	204	33.77
	Doctorate Degree	28	4.64
	Prefer not to say	2	0.33
Gender	Cis-gender Female	391	64.74
	Cis-gender Male	174	28.81
	Non-binary	17	2.81
	Transgender	5	0.83
	Other (self-specified)	13	2.77
	Prefer not to say	4	0.66
Race/Ethnicity (select all that apply)	White	440	72.85
	Black or African American	54	8.94
	Asian	36	5.96
	Hispanic or Latino	30	4.97
	2+ Races	42	6.98
	Prefer not to say	2	0.33

**Table 3: Participant demographics for the second study exploring how messaging influences reliance—including age, education, gender, and race & ethnicity.**

- Add interactions with qa\_task:  $\text{rating} \sim \text{time} + \text{qa\_task} * \text{video\_condition} * \text{category} + (1 | \text{p\_id})$
- Add time \* category interaction:  $\text{rating} \sim \text{time} * \text{category} + \text{qa\_task} * \text{video\_condition} * \text{category} + (1 | \text{p\_id})$
- Full model (add time \* video\_condition interaction):  $\text{rating} \sim \text{time} * \text{video\_condition} * \text{category} + \text{qa\_task} * \text{video\_condition} * \text{category} + (1 | \text{p\_id})$

For our analysis exploring the effects of Theta’s correctness, consistency, and the videos on participants’ agreement with Theta’s answer, we used the following models:

- Null model:  $\text{acceptance} \sim (1 | \text{p\_id}) + (1 | \text{q\_topic})$
- Add correct:  $\text{acceptance} \sim \text{correct} + (\text{correct} | \text{p\_id}) + (\text{correct} | \text{q\_topic})$
- Add consistency:  $\text{acceptance} \sim \text{correct} + \text{consistency} + (\text{correct} + \text{consistency} | \text{p\_id}) + (\text{correct} + \text{consistency} | \text{q\_topic})$
- Add video\_condition:  $\text{acceptance} \sim \text{correct} + \text{consistency} + \text{video\_condition} + (\text{correct} + \text{consistency} | \text{p\_id}) + (\text{correct} + \text{consistency} | \text{q\_topic})$
- Full model (add consistency \* video\_condition interaction):  $\text{acceptance} \sim \text{correct} + \text{consistent} * \text{video\_condition} + (\text{correct} + \text{consistent} | \text{p\_id}) + (\text{correct} + \text{consistent} | \text{q\_topic})$

For the correlational exploratory analysis on using attributions of mental capacities to predict acceptance, we used the following models:

- : Null model:  $\text{acceptance} \sim (1 | \text{p\_id}) + (1 | \text{q\_topic}) + (1 | \text{explanation\_type})$
- : Add emotional:  $\text{acceptance} \sim \text{emotional} + (1 | \text{p\_id}) + (1 | \text{q\_topic}) + (1 | \text{explanation\_type})$
- Full model (add cognitive):  $\text{acceptance} \sim \text{cognitive} + \text{emotional} + (1 | \text{p\_id}) + (1 | \text{q\_topic}) + (1 | \text{explanation\_type})$

For our final analysis looking at how attributions of mental capacities differed between participants who completed the factual question-answering task before reporting mental capacities and those who didn’t, we used the following models for ANOVA:

- Null model:  $\text{rating} \sim (1 | \text{p\_id}) + (1 | \text{capacity})$
- Add video\_condition:  $\text{rating} \sim \text{video\_condition} + (1 | \text{p\_id}) + (1 | \text{capacity})$
- Add completed\_qa:  $\text{rating} \sim \text{video\_condition} + \text{completed\_qa} + (1 | \text{p\_id}) + (1 | \text{capacity})$
- Full model (add interaction):  $\text{rating} \sim \text{video\_condition} * \text{completed\_qa} + (1 | \text{p\_id}) + (1 | \text{capacity})$

Further, all of our reported results achieved a minimum power of 80% when using the powerSim function in the simr package in R with  $N = 1000$  iterations.

## C.6 Additional Results

Here we report the results of Theta’s correctness and consistency on the secondary measures of reliance and on participants’ accuracy.

**C.6.1 Effect of Theta’s Correctness.** We observed that whether or not Theta’s answer was correct had a reliable effect on participant’s accuracy ( $\chi^2 = 877.761, p < 0.001; M_{correct} = 67.17\%$  [62.53%, 71.49%] vs.  $M_{incorrect} = 24.61\%$  [20.98%, 28.64%]), confidence in their answer ( $\chi^2 = 52.136, p < 0.001; M_{correct} = 4.82$  [4.68, 4.96] vs.  $M_{incorrect} = 5.10$  [4.96, 5.24]), rate of asking follow-up questions ( $\chi^2 = 11.407, p < 0.001; M_{correct} = 34.36\%$  [28.61%, 40.60%] vs.  $M_{incorrect} = 29.18\%$  [23.97%, 35.01%]), and time spent on each question ( $\chi^2 = 23.109, p < 0.001; M_{correct} = 70.71$  seconds [65.96, 75.46] vs.  $M_{incorrect} = 62.51$  seconds [57.75, 67.26]). However, whether Theta was correct did not have a significant impact on the remaining secondary measures of reliance: participant’s ratings of Theta’s justification and their ratings of how actionable Theta’s responses were. In summary, participants were more accurate when Theta’s answer was correct, but tended to be less confident, ask more follow-up questions, and spend more time on questions where Theta was correct, suggesting that participants were relying *less* on Theta when it was correct. While this may be explained by participants’ intuition of the answers to these questions being incorrect, the fact that there is differential behavior for correct and incorrect answers for a majority of the secondary reliance measures may suggest that participants use prior domain knowledge when deciding whether to rely on an LLM-generated response.

**C.6.2 Effect of Theta’s Consistency.** We observed that in addition to influencing participant’s acceptance of Theta’s explanation, whether or not Theta was consistent had a reliable effect on all secondary measures of reliance, but not participants’ accuracy. Specifically, when Theta was inconsistent, participants were less confident in their answer ( $\chi^2 = 52.136, p < 0.001; M_{consistent} = 5.24$  [5.10, 5.39] vs.  $M_{inconsistent} = 4.68$  [4.54, 4.82]), rated Theta as having lower justification quality ( $\chi^2 = 1018.696, p < 0.001; M_{consistent} = 5.42$  [5.24, 5.60] vs.  $M_{inconsistent} = 4.20$  [3.89, 4.52]) lower actionability scores ( $\chi^2 = 648.811, p < 0.001; M_{consistent} = 5.36$  [5.20, 5.52] vs.  $M_{inconsistent} = 4.41$  [4.14, 4.68]), asked more follow-up questions ( $\chi^2 = 207.810, p < 0.001; M_{consistent} = 21.96\%$  [17.69%, 26.93%] vs.  $M_{inconsistent} = 43.39\%$  [37.02%, 49.99%]), and spent more time on the question ( $\chi^2 = 138.190, p < 0.001; M_{consistent} = 56.67$  [51.92, 61.43] vs.  $M_{inconsistent} = 76.54$  [71.79, 81.30]). Lastly, participants were no less accurate when Theta was incorrect ( $\chi^2 = 0.0146, p = 0.904; M_{consistent} = 45.06\%$  [40.06%, 50.17%] vs.  $M_{inconsistent} = 44.87\%$  [39.88%, 49.97%]). Taken together, these results suggest that people relied on inconsistent explanations less, as observed in Kim et al. [68], even when Theta’s answer was correct.

**C.6.3 Correlation of Reliance and Attributions of Mental Capacities.** As an exploratory analysis to probe whether participants’ reliance on Theta’s responses was correlated with their attributions of mental capacities, we fit a logistic mixed-effects regression model to predict participants’ reliance (measured as agreement) from their attribution of mental capacities to LLMs:  $\text{agreement} \sim \text{cognitive} + \text{emotional} + (1 \mid \text{p\_id}) + (1 \mid \text{q\_topic}) + (1 \mid \text{response\_type})$ . The fixed effects cognitive and emotional represent the participant’s mean attributing ratings for cognitive and emotional capacities respectively, and the random effect response\_type denotes the combined correctness and consistency configuration of Theta’s response.

Finally, we explore to what extent participants’ reliance on Theta correlates with their attributions of mental capacities to LLMs. We observed that participants’ reliance was predicted by their attributions of cognitive capacities to LLMs ( $\chi^2 = 7.756, p = 0.005$ ), but we did not find evidence it was predicted by emotional attributions ((n.s.):  $\chi^2 = 1.481, p = 0.224$ ). In particular, participants who attributed more fully developed cognitive mental capacities to LLMs also tended to rely on Theta more frequently ( $\beta = 0.163, SE = 0.063, p = 0.010$ ), consistent with recent work examining this question [24].

Received 11 September 2025