

SpecAgent: A Speculative Retrieval and Forecasting Agent for Code Completion

George Ma^{1*}, Anurag Koul², Qi Chen², Yawen Wu², Sachit Kuhar², Yu Yu²
Aritra Sengupta^{2†}, Varun Kumar², Murali Krishna Ramanathan²

¹UC Berkeley ²Amazon Web Services

Abstract

Large Language Models (LLMs) excel at code-related tasks but often struggle in realistic software repositories, where project-specific APIs and cross-file dependencies are crucial. Retrieval-augmented methods mitigate this by injecting repository context at inference time. The low inference-time latency budget affects either retrieval quality or the added latency adversely impacts user experience. We address this limitation with *SpecAgent*, an agent that improves both latency and code-generation quality by proactively exploring repository files during indexing and constructing *speculative context* that anticipates future edits in each file. This indexing-time asynchrony allows thorough context computation, masking latency, and the speculative nature of the context improves code-generation quality. Additionally, we identify the problem of *future context leakage* in existing benchmarks, which can inflate reported performance. To address this, we construct a synthetic, leakage-free benchmark that enables a more realistic evaluation of our agent against baselines. Experiments show that SpecAgent consistently achieves absolute gains of 9–11% (48–58% relative) compared to the best-performing baselines, while significantly reducing inference latency.

1 Introduction

Large Language Models (LLMs) have demonstrated remarkable capabilities in a wide range of software engineering tasks, including code completion (Izadi et al., 2024; Yang et al., 2025), code editing (Gupta et al., 2023), issue resolution (Jimenez et al., 2024), and automated test generation (Deng et al., 2023). These successes are largely the result of advances in large-scale model pre-training and fine-tuning techniques (Wang et al., 2021;

Feng et al., 2020), fueled by massive, publicly available code-corpus datasets (Kocetkov et al., 2023). This has led to significant improvement over benchmarks (Chen et al., 2021; Austin et al., 2021; Ding et al., 2023) that test general programming knowledge, logical reasoning, and problem-solving skills.

However, the majority of these benchmarks evaluate models in isolated settings that do not reflect the complexity of real-world software development (Jimenez et al., 2024). In practice, software engineers often work within large, evolving, and context-rich codebases where understanding the local context, e.g., private dependencies, is essential to completing tasks correctly. Without access to such context, such as the definitions of project-specific APIs, cross-file dependencies, or coding conventions, LLMs can produce completions or edits that are syntactically correct but semantically inconsistent with the target repository. As a result, bridging the gap between the general capabilities of LLMs and the repository-specific requirements of real-world engineering tasks remains a critical challenge (Liang et al., 2025a).

One promising approach to this challenge has been to enhance LLMs with information retrieval (IR) mechanisms that incorporate repository-specific knowledge during inference. This includes techniques like retrieving similar code snippets using BM25 (Robertson et al., 2009), mining semantically related code via dense embeddings (Zhang et al., 2024, 2023), and extracting structural metadata from the repository (Ouyang et al., 2025). Integrating such retrieved information into the model’s prompt has been shown to significantly improve performance (Wu et al., 2024) on tasks that require awareness of cross-file dependencies, custom function signatures, or domain-specific patterns. While effective in improving correctness, these retrieval-based strategies require querying large indexes or scanning complex repository structures during on-

*Work done as an intern at Amazon Web Services.

†Correspondence to: george_ma@berkeley.edu, aritras@amazon.com.

line inference, which can introduce substantial latency.

This work is in a low-latency domain of in-IDE code auto-completions—inline completions, typically offered by products such as Cursor (Team, 2024), Copilot (Inc., 2024), Amazon Q (Web Services, 2024), etc. Our aim is to enhance inline completions user experience by improving model performance through richer context, as well as eliminating inference-time retrieval latency. To achieve this, we develop *SpecAgent*, an agent that constructs a structured context for each file at repository indexing time rather than at inference time. By front-loading these costly operations, we streamline the online phase for faster responses. We leverage a novel insight where the agent *speculates* on future functionalities or issues within files and retrieves additional context that supports building or fixing these anticipated changes in the upcoming developer session.

Our key contributions include the design of a speculative context construction framework that anticipates developer needs by pre-computing both current and likely future code-related information. This context is retrieved asynchronously at indexing, allows thorough context computation saving on inference time latency. Additionally, we also identify a critical limitation in existing code-completion benchmarks, which suffer from “*future-context leakage*” where target function invocations across files inadvertently reveal information about future code, such as function signature, intended usage, etc. To address this issue, we introduce a new benchmark, explicitly crafted to eliminate such leakage and provide a more rigorous evaluation environment. Finally, we develop an oracle agent to establish upper-bound performance metrics on this benchmark and demonstrate that leveraging SpecAgent’s context improves the Qwen3-8B (Yang et al., 2025) model’s performance by approximately **10–11%** (58% relative), and the Qwen3-30B-A3B (Yang et al., 2025) model by **9–10%** (48% relative) compared to strong baselines, with no additional inference-time retrieval latency.

2 Related Works

Code Language Models. Code language models underpin a wide range of software engineering tasks, including code completion (Izadi et al., 2024), debugging (Chen et al., 2023), translation (Dhruv and Dubey, 2025), and issue resolution

(Jimenez et al., 2024). Progress in code completion has spanned data filtering, data synthesis, and both pre-training and post-training strategies. Notable developments include StarCoder-v2 (Lozhkov et al., 2024), which scales diversified high-quality code data, and OpenCoder (Huang et al., 2024), which leverages code-related web data with synthetic fine-tuning. Seed-Coder (Seed et al., 2025) introduces Long Chain-of-Thought (LongCoT) reinforcement learning to improve reasoning, while Qwen3-Coder (Team, 2025) extends model context to 256K tokens.

Repository-Level Code Completion. Repository level completion is more challenging than function- or file-level tasks, as it requires holistic reasoning over large codebases. Benchmarks such as RepoBench (Liu et al., 2024) and CrossCodeEval (Ding et al., 2023) evaluate model performance in this setting. Recent methods enhance repository context during inference: RepoFuse (Liang et al., 2024) integrates dependency and similarity signals; R2C2-Coder (Deng et al., 2024) fine-tunes models with diverse context types; and Zhang et al. (2025) study context integration and pruning strategies.

Efficient Context Retrieval for Inline Completion. Code language models face efficiency constraints from limited context windows and strict latency budgets that preclude full-repository input. Retrieval-augmented generation (RAG) mitigates this by dynamically fetching relevant snippets (Lewis et al., 2020), though it introduces significant retrieval overhead (Wang et al., 2025). To reduce this cost, CoSHC (Gu et al., 2022) applies deep hashing for compact similarity search, while SE-CRET (Gu et al., 2025b) uses segmented hashing to accelerate lookups. Complementary work (Gu et al., 2025a) distills smaller retrievers to reduce embedding latency. Our approach is orthogonal to these optimizations: we shift retrieval computation from inference to indexing time, reframing the cost-latency trade-off in retrieval-augmented code completion.

3 Preliminaries

3.1 Inline Function Completion

We study the problem of *inline code completion* (Izadi et al., 2024), specifically *function completion*, in which the goal is to predict the body of a target function within a partially observed source file. At inference time, a code completion model is

provided with: 1) *Left context*: the content appearing before the target function in the source file. 2) *Right context*: the content appearing after the target function in the source file. 3) *Prompt*: the signature and docstring of the target function. 4) *Cross-file contexts*: additional code snippets retrieved from other files in the repository. The code completion model generates a prediction for the target function body, which is then evaluated against unit tests (when available) (Zhuo et al., 2025) or through static metrics such as exact match or edit similarity (Paul et al., 2024).

3.2 Baseline Retrieval Methods for Cross-File Contexts

Cross-file contexts can be obtained using various retrieval methods. We summarize three representative approaches below. These are state-of-the-art baselines in inline low latency code auto-completions to the best of our knowledge.

Sparse retrieval. A classical approach that ranks candidate code chunks from other files by token-level similarity to the query, often using methods such as BM25 (Robertson et al., 2009). The query is typically constructed from the target function’s signature, docstring, and potentially parts of its surrounding context.

Dense retrieval. A learned approach that encodes both the query and candidate code chunks into vector representations using a pre-trained embedding model such as UniXcoder (Guo et al., 2022) or CodeSage (Zhang et al., 2024). The candidates are ranked by a similarity measure (e.g., cosine similarity) between their embeddings.

RepoMap. A structural retrieval method that leverages the API structure of the repository. RepoMap (Aider, 2023) extracts and indexes information from all files, such as class names, member functions, function signatures, and variable names. For a given target file, RepoMap retrieves related entities from imported files based on the repository’s dependency graph.

3.3 Indexing-Time vs. Inference-Time Retrieval

Retrieval methods for code completion differ fundamentally in *when* the relevant computations can be performed.

- *Inference-time retrieval*: Sparse or dense retrieval methods rely on queries constructed

from information available when the developer begins authoring a target function, such as its signature, docstring, a program statement inside the function, or surrounding file context. Since this information is unavailable in advance, similarity scores and rankings must be computed at inference time, immediately before invoking code-completion model. This introduces additional latency, which can significantly degrade the responsiveness of interactive code completion systems (up to 9 secs in our experiments). Moreover, as we discuss in Section 5.1, existing benchmarks often allow such methods to exploit future context leakage, leading to inflated and unrealistic evaluations.

- *Indexing-time retrieval*: In contrast, indexing-time retrieval is performed proactively during repository analysis, before the developer has written the target function. For example, RepoMap (Aider, 2023) builds a repository-wide API map that is fully computable ahead of time, without access to the inference-time query. In this paradigm, agents operate on an *indexing-time repository state*, a snapshot that predates the target function and often its associated callers and tests. Because indexing-time analysis is decoupled from user interaction, agents can conduct extensive exploration, static analysis, and even speculative reasoning without affecting user-perceived latency. The contexts associated with a target file are then determined by these pre-computed structures and relations.

The distinction between indexing-time retrieval and inference-time retrieval is central to our work. Indexing-time retrieval enables the system to shift costly exploration and context construction away from the latency-critical inference path. This not only improves efficiency, but also allows for richer and more global forms of analysis that would be impractical to execute at inference time. In Section 6, we show that such indexing-time speculative context construction leads to substantial improvements in model accuracy while introducing no inference-time overhead.

4 Methodology

This section describes our agent-based approach for constructing cross-file context to support inline

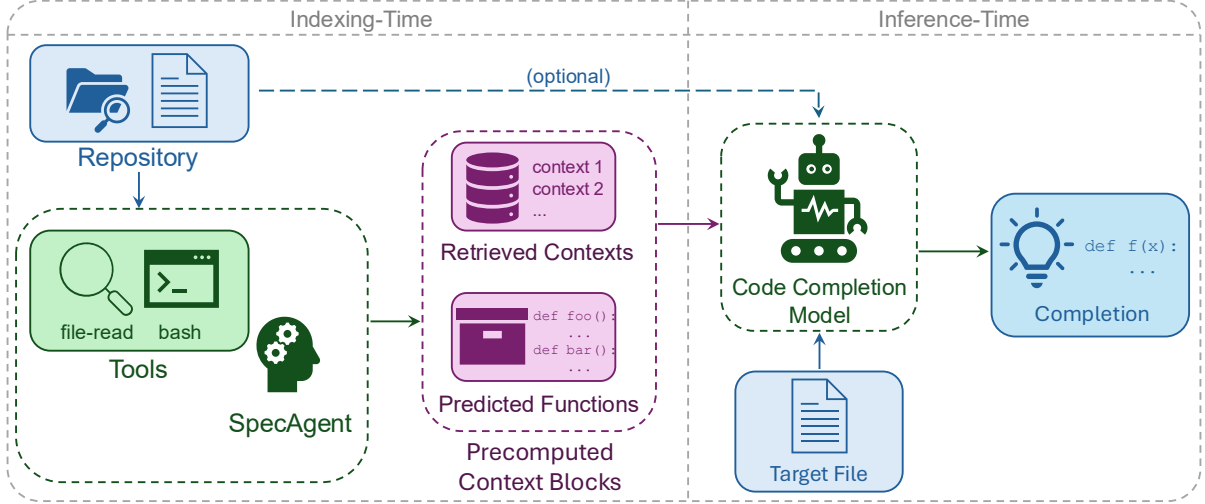


Figure 1: SpecAgent’s workflow at indexing-time (left) involves retrieving relevant contexts and generating target function predictions asynchronously. These are then provided to the code completion model during inference (right).

code completion. The primary idea is to perform *indexing-time* (background) asynchronous exploration of a repository to produce structured context blocks that are later consumed by a code completion model at *inference time*. We formalize the indexing-time settings and describe the indexing-time agent family (including their interfaces, outputs, and operational constraints). We also propose an oracle agent that serves as a principled upper bound for context quality.

4.1 Indexing-Time Agents

We propose a family of agents that, at indexing time, proactively retrieve cross-file contexts and generate target function predictions to enhance code completion.

Indexing-time agent capabilities. The agent receives the path and content of the target file, along with full-repository access. It can read entire files or specific line ranges, perform keyword searches, and execute read-only shell commands. Prompted to analyze the target file and explore the repository, the agent returns a set of *context blocks*, each representing a specific type of potentially useful information, e.g., related code snippets, dependency structures, interface signatures, error-handling patterns, or speculative implementations. All retrieval is conducted solely on the indexing-time repository state, ensuring no leakage of the ground-truth target function.

In our experiments (Section 6.2), each agent produces 12 context blocks per target file. These blocks are later merged with local signals (left file

context, right file context, and the prompt) before being passed to the completion model, introducing no additional inference-time latency compared to standard retrieval-based methods.

Agent variants. We evaluate three complementary variants, each adhering to a common interface and output format:

- **Retriever Agent.** It focuses exclusively on *retrieval*. Given the target file, it identifies likely dependencies and usage patterns, searches for relevant code (helpers, call patterns, test snippets), and returns ranked snippets and structural hints to guide the model at inference time. It generates 12 retrieval-based context blocks, due to context-size limitation of inline code-completion model.
- **Forecaster Agent.** It focuses exclusively on *prediction*. Without retrieving external snippets, it hypothesizes plausible functions a developer might add to the file, generating one or more candidate implementations with brief rationales. It then outputs 12 prediction-based context blocks. The Retriever Agent and Forecaster Agent differ only in their prompting, ensuring comparability across retrieval- and prediction-focused strategies.
- **Speculative Agent (SpecAgent).** It combines retrieval and prediction into a single workflow. SpecAgent constructs a hybrid set of 12 context blocks by taking the top-ranked retrieval blocks from the Retriever Agent and the top-ranked prediction blocks from the Forecaster

Agent. This allows the composition of contexts to vary flexibly. In the main experiments (Section 6.2), we use 9 retrieval blocks and 3 prediction blocks, and we further study alternative compositions in ablation experiments (Section 6.3). By jointly selecting relevant contexts and synthesizing candidate functions, SpecAgent can directly supply accurate completions or high-quality drafts, while retaining the fallback benefits of retrieved evidence.

Integration with inference. Context blocks from indexing-time agents are stored and indexed per file. At inference time, the completion model receives: (i) left file context, (ii) right file context, (iii) the prompt, and (iv) the stored cross-file context blocks. Since all exploratory work is completed offline, this design supports richer, more diverse contexts without increasing inference latency. An example of the code completion model’s prompt during inference is shown in Appendix D.

Rationale and benefits. Indexing-time exploration enables deep, repository-wide analysis under realistic operational constraints, amortizing computation across many future completions. The Retriever Agent supplies corroborating evidence that disambiguates interfaces; the Forecaster Agent provides fully formed drafts that may be directly adopted as target code; and SpecAgent combines both to maximize the probability of correct completion under limited attention budgets.

4.2 Oracle Agent

In code completion, many factors influence performance. Since our work focuses on cross-file context, we design an “oracle” retrieval agent to estimate the upper bound achievable by improving context quality alone. This agent operates in the full *inference-time state*, where both the target function and its callers are present. Unlike the *Retrieval Agent*, it also has access to the ground-truth implementation, enabling analysis of calls, dependencies, and error handling to select highly relevant cross-file contexts—though the model never sees the ground-truth directly. To ensure fairness, any block that copies or paraphrases the target function is filtered out. The oracle uses the same repository tools and formatting as the Retrieval agent, enabling direct comparison across strategies.

Why inference-time? The oracle upper bounds both indexing-time retrieval (like our agent vari-

ants) and inference-time methods (e.g., BM25, dense retrieval), which may surface usage patterns or tests of the target function. It thus simulates the best-case inference-time scenario for evaluating how close practical methods come to this ideal.

5 Benchmark

This section presents the benchmark setup used in our study. We begin by identifying a critical flaw in existing code completion benchmarks: *future context leakage*, which makes them incompatible with our experimental goals. We then describe the methodology for constructing a new benchmark specifically tailored for evaluating indexing-time context retrieval.

5.1 The Future Context Leakage Problem

Many existing code completion benchmarks (e.g., Liang et al. (2025b); Ding et al. (2023); Liu et al. (2024)) suffer from a critical flaw in their construction. Given a target function to be completed, these benchmarks typically remove its definition prior to context retrieval. However, this does not eliminate all forms of information leakage: other parts of the repository, such as test files or caller functions, may still reference or depend on the target function. In practice, we observe that retrieval methods can access these leaked code chunks, such as test cases, resulting in artificially inflated performance. This issue contradicts real-world development scenarios, where code that calls a target function would not exist prior to the function’s implementation. We refer to this as the *future context leakage* problem, following the terminology introduced by Zheng et al. (2025).

We illustrate an example of this problem in Figure 2. As shown in Figure 2, the target function `save` is defined in `target_file.py` and invoked in `caller_file.py`. In typical benchmarks, only the definition of `save` is removed, while `caller_file.py` remains untouched. As a result, information about the target function can still be retrieved via its call sites, violating the assumption that the function does not yet exist during context retrieval.

Such leakage leads to misleading evaluations. For existing retrieval methods, including sparse retrieval based on lexical similarity and dense retrieval based on semantic similarity, this can result in retrieval of the very test cases used for evaluation, thereby inflating performance. In our indexing-

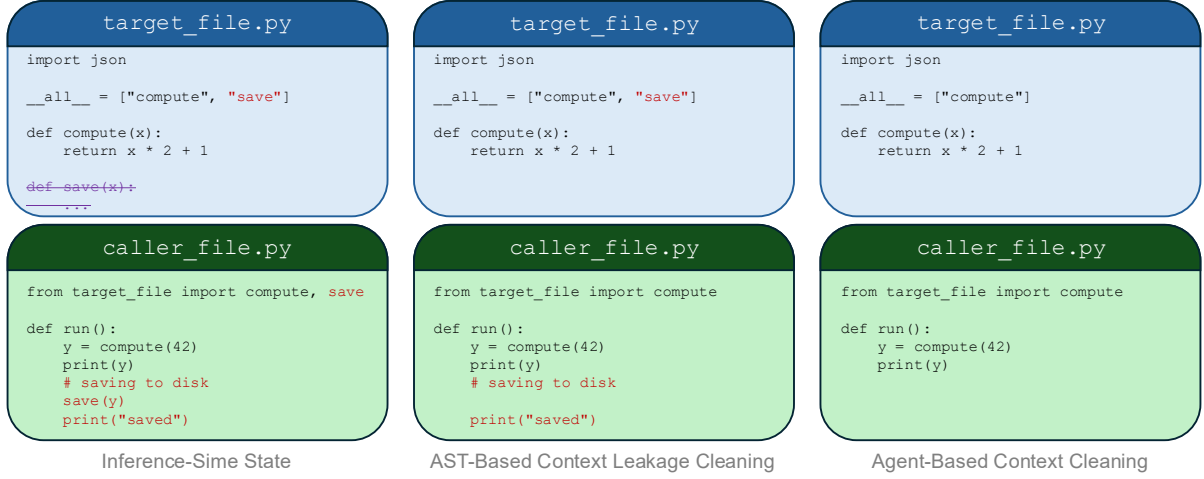


Figure 2: Illustration of future context leakage in existing benchmarks. Although the target function `save` is removed from `target_file.py`, relevant information remains in the target file and `caller_file.py`, allowing context retrieval methods to access information that would not exist in a real development scenario.

time context retrieval setting, the problem becomes even more pronounced. Our retrieval agent is capable of analyzing these leaked call sites and accurately inferring the implementation of the target function, yielding unreasonably high performance that does not reflect realistic conditions.

To our knowledge, the only publicly available benchmark that explicitly addresses this issue is HumanEvo (Zheng et al., 2025). Unfortunately, we were unable to setup their containerization environment. As a result, we construct a synthetic benchmark specifically designed for indexing-time context retrieval without future context leakage. While building such a benchmark from real-world repositories is beyond the scope of this paper, we advocate for the development of more realistic code completion benchmarks in the research community.

5.2 Benchmark Construction

Given a target function and its associated inference-time repository, our goal is to synthesize a plausible state of the repository from an earlier point in time, before the target function has been implemented. This reflects a realistic scenario in which the user has not yet begun authoring the target function, and the retrieval agent operates asynchronously during indexing time. As illustrated in Figure 2, simply removing the function calls to `save` is insufficient. Residual information, such as import statements and surrounding logic (e.g., print statements), can still implicitly reveal the existence and semantics of the target function. In practice, such leakage can also persist in comments, docstrings, and the broader program structure. Therefore, simple rule-

based filtering or static analysis alone is inadequate for eliminating all references to the target function. The desired indexing-time state is visualized in Figure 2.

To construct a repository state that is both free of future context leakage and functionally intact, we introduce an automated agent, which we call the *function removal agent*. This agent is equipped with tools for executing shell commands, reading and writing files, and navigating the repository. It is guided by static analysis tools (Brunsfield et al., 2019) that identify all call sites of the target function, and it is prompted to explore and edit the repository to produce a realistic indexing-time state: one in which not only the callers but also all semantically linked information has been removed. Crucially, the agent is expected to preserve the functional correctness of the remaining codebase.

All experiments involving our retrieval agent are conducted on the indexing-time state produced by the function removal agent. This ensures a fair evaluation setting where no future knowledge of the target function is leaked. A detailed description of the construction pipeline, along with our benchmark validation procedure, is provided in Appendix B. A real-world example of the synthetic indexing-time state constructed by the function removal agent is presented in Appendix C. This example demonstrates that simple AST-based cleaning is insufficient to eliminate future context leakage.

Model	Method	Pass@1 (%)	Latency (s)	Pre-processing Time (s)
Qwen3-8B	None	16.22	4.03	-
Qwen3-8B	BM25	17.55	5.01	-
Qwen3-8B	RepoMap	16.73	4.06	74.45
Qwen3-8B	Dense (UniXcoder)	16.22	7.15	-
Qwen3-8B	Dense (CodeSage v2 large)	15.41	11.50	-
Qwen3-8B	BM25 + RepoMap	17.65	4.72	74.45
Qwen3-8B	Retriever Agent (Ours)	20.92	4.36	46.27
Qwen3-8B	Forecaster Agent (Ours)	22.35	4.55	49.08
Qwen3-8B	SpecAgent (Ours)	27.86	4.55	49.08
Qwen3-8B	<i>Oracle Agent</i>	<i>40.20</i>	4.53	45.19
Qwen3-30B-A3B	None	18.37	5.03	-
Qwen3-30B-A3B	BM25	18.88	6.03	-
Qwen3-30B-A3B	RepoMap	17.45	5.54	74.45
Qwen3-30B-A3B	Dense (UniXcoder)	18.78	8.49	-
Qwen3-30B-A3B	Dense (CodeSage v2 large)	16.94	14.84	-
Qwen3-30B-A3B	BM25 + RepoMap	18.16	5.88	74.45
Qwen3-30B-A3B	Retriever Agent (Ours)	23.27	5.75	46.27
Qwen3-30B-A3B	Forecaster Agent (Ours)	23.67	5.80	49.08
Qwen3-30B-A3B	SpecAgent (Ours)	27.96	5.89	49.08
Qwen3-30B-A3B	<i>Oracle Agent</i>	<i>40.10</i>	5.91	45.19

Table 1: Pass@1, inference-time latency, and indexing pre-processing time for all retrieval methods.

6 Experiments

6.1 Experimental Setup

We evaluate on the REPOCOD dataset (Liang et al., 2025b), a function completion benchmark with 980 problems drawn from 11 popular open-source projects, where over 58% of the problems require file- or repository-level context. For each problem, the completion model must generate the body of a target function given its signature and docstring, the left and right context, and optionally cross-file contexts.

We compare our indexing-time agents (including SpecAgent) and the oracle agent against the following baseline retrieval methods: (1) no cross-file context, (2) sparse retrieval (BM25), (3) RepoMap, (4) BM25 + RepoMap, and (5) dense retrieval using UniXcoder (Guo et al., 2022) and CodeSage v2 large (Zhang et al., 2024), the state-of-the-art low-latency retrievals for inline code completion.

A key distinction between baselines and our agents lies in the *timing of context construction*:

Baseline retrieval methods. Following the official REPOCOD setting, we remove the body of the target function at inference time, and use its signature and docstring as the query. Left and right

file context as well as retrieved cross-file contexts are provided to the model. This setup enables comparability with prior work, but is known to suffer from *future context leakage*, since other files may indirectly reference the ground-truth completion (Section 5.1). As a result, baseline results likely *overestimate* real-world deployment performance.

Indexing-time agents (ours). Our agents operate on the synthetic indexing-time state of the repository (Section 5.2), before the target function has been written. They cannot rely on the ground-truth completion or future contexts, but instead must proactively predict or retrieve useful blocks based only on current repository contents. The resulting blocks are cached and later supplied to the completion model as cross-file context at inference. This setting avoids leakage and more accurately reflects realistic development scenarios, at the cost of being a harder task.

Oracle agent. The Oracle Agent is evaluated at inference time, with access to the ground-truth completion. It generates cross-file context blocks that are passed to the completion model, but cannot include the ground-truth completion itself. This represents an upper bound.

Implementation details. We evaluate with two code completion models: Qwen3-8B and Qwen3-30B-A3B (Yang et al., 2025). All agents use Claude 3.7 Sonnet (Anthropic, 2025) as the backbone. We also experiment with Qwen3-Coder as the agent in Appendix A. The left, right, and cross-file contexts are each capped at 10K tokens. We report pass@1 as the primary metric, along with inference-time latency and indexing pre-processing time (Table 1). We run experiments on a cluster with 8 A100 GPUs.

6.2 Main Results

Table 1 shows that SpecAgent achieves the highest pass@1 among retrieval-based methods, excluding the Oracle Agent upper bound. SpecAgent’s context improves the Qwen3-8B (Yang et al., 2025) model’s performance by approximately **10–11%** (58% relative), and the Qwen3-30B-A3B (Yang et al., 2025) model by **9–10%** (48% relative) compared to strong baselines. Importantly, SpecAgent maintains inference-time efficiency: unlike BM25 or dense retrievers, it does not require on-the-fly index lookups or similarity computations, instead incurring a one-time indexing cost of roughly 50 seconds (executed asynchronously). A comparison of contexts generated by different methods is shown in Appendix E.

6.3 Ablation Studies

Component ablation. We compare SpecAgent to its variants (Retriever Agent and Forecaster Agent, see Section 4.1). Removing either component lowers performance, highlighting the complementary roles of prediction and retrieval. Interestingly, the Forecaster Agent alone outperforms the Retriever Agent, underscoring the benefit of anticipating user intent.

Combined retrieval strategies. When SpecAgent’s contexts are concatenated with those from BM25 or dense retrievers, performance decreases (Table 2). This indicates that SpecAgent already selects high-quality contexts, and adding noisy blocks from other methods dilutes performance.

Method	Pass@1 (%)
SpecAgent	27.86
SpecAgent + BM25	25.10
SpecAgent + Dense (UniXcoder)	25.31

Table 2: Pass rates of combined retrieval strategies.

Inference-time ablation. For completeness, we also run SpecAgent under the same inference-time setup as baselines (target function removed, contexts retrieved at inference). This setting introduces leakage, enabling the agent to guess functionality from surrounding files. As shown in Table 3, SpecAgent achieves much higher pass@1 here, but we emphasize that these numbers are not realistic. Our main results adopt the stricter indexing-time async setting to better reflect real-world usage.

Model	Method	Pass@1 (%)
Qwen3-8B	SpecAgent (indexing)	27.86
Qwen3-8B	SpecAgent (inference)	30.92
Qwen3-30B-A3B	SpecAgent (indexing)	27.96
Qwen3-30B-A3B	SpecAgent (inference)	34.29

Table 3: Ablation on inference-time SpecAgent.

Composition of context blocks. We vary the ratio of prediction vs. retrieval blocks while fixing the total number. Performance peaks with three prediction blocks (Table 4), showing that both speculative predictions and retrieved contexts contribute to SpecAgent’s success.

#Predictions	Pass@1 (%)
0	20.92
1	27.76
3	27.86
6	24.29
12	22.35

Table 4: Ablation on the composition of contexts.

7 Summary

We presented *SpecAgent*, a speculative context construction framework that shifts repository-specific retrieval from inference time to indexing time, enabling large language models to operate with richer, pre-computed context while maintaining interactive responsiveness. By anticipating likely future changes and pre-gathering relevant cross-file information, SpecAgent addresses both the latency bottleneck and the context insufficiency that limit retrieval-augmented methods in real-world repositories. To enable realistic evaluation, we introduced a benchmark free from future-context leakage, providing a fairer measure of code completion performance. Experiments on two strong LLMs show

consistent absolute 9–11% accuracy gains over competitive baselines without additional inference-time cost, highlighting the promise of speculative context construction for scaling LLM-assisted software development to large, evolving codebases.

8 Limitations

The primary limitation of our work is the lack of publicly available benchmarks that eliminate *future-context leakage*. To evaluate SpecAgent in a realistic setting, we constructed a synthetic benchmark by modifying REPOCOD with a function removal agent to create synthetic indexing-time repository states. While this setup removes leakage, it is not derived from actual real-world repository histories, and thus the resulting performance may differ from what would be observed in production environments. Conversely, experiments under the original REPOCOD setting yield high pass rates, but these results are inflated by future-context leakage and likewise fail to reflect real-world performance.

Beyond benchmark availability, our work also has several other limitations. First, SpecAgent’s speculative capabilities depend on the quality and breadth of its indexing-time exploration tools; in repositories with unconventional structures or sparse documentation, relevant context may still be missed. Second, although we demonstrate latency benefits at inference time, SpecAgent introduces additional computational overhead at indexing time, which may be non-trivial for extremely large or frequently changing repositories. Finally, our experiments are limited to two strong code completion models (Qwen3-8B and Qwen3-30B-A3B); it remains to be seen how well the approach generalizes to smaller models, multilingual codebases, or tasks beyond function completion, such as bug fixing or large-scale refactoring.

References

- Aider. 2023. [Repository map](#). Blog post.
- Anthropic. 2025. [Claude 3.7 Sonnet and Claude Code](#). Blog post.
- Jacob Austin, Augustus Odena, Maxwell Nye, Maarten Bosma, Henryk Michalewski, David Dohan, Ellen Jiang, Carrie Cai, Michael Terry, Quoc Le, and 1 others. 2021. [Program Synthesis with Large Language Models](#). *arXiv preprint arXiv:2108.07732*.
- Max Brunsfeld, Patrick Thomson, Andrew Hlynoski, Josh Vera, Phil Turnbull, Timothy Clem, Douglas Creager, Andrew Helwer, Rob Rix, Hendrik van Antwerpen, Michael Davis, Ika, Tuan-Anh Nguyen, Stafford Brunk, Niranjan Hasabnis, bfredl, Mingkai Dong, Vladimir Panteleev, ikrima, and 10 others. 2019. [Tree-sitter](#).
- Mark Chen, Jerry Tworek, Heewoo Jun, Qiming Yuan, Henrique Ponde De Oliveira Pinto, Jared Kaplan, Harri Edwards, Yuri Burda, Nicholas Joseph, Greg Brockman, and 1 others. 2021. [Evaluating Large Language Models Trained on Code](#). *arXiv preprint arXiv:2107.03374*.
- Xinyun Chen, Maxwell Lin, Nathanael Schärli, and Denny Zhou. 2023. [Teaching Large Language Models to Self-Debug](#). In *The Twelfth International Conference on Learning Representations*.
- Ken Deng, Jiaheng Liu, He Zhu, Congnan Liu, Jingxin Li, Jiakai Wang, Peng Zhao, Chenchen Zhang, Yanan Wu, Xueqiao Yin, and 1 others. 2024. [R2C2-Coder: Enhancing and Benchmarking Real-world Repository-level Code Completion Abilities of Code Large Language Models](#). In *CoRR*.
- Yinlin Deng, Chunqiu Steven Xia, Haoran Peng, Chenyuan Yang, and Lingming Zhang. 2023. [Large Language Models Are Zero-Shot Fuzzers: Fuzzing Deep-Learning Libraries via Large Language Models](#). In *Proceedings of the 32nd ACM SIGSOFT International Symposium on Software Testing and Analysis*, pages 423–435.
- Akash Dhruv and Anshu Dubey. 2025. [Leveraging large language models for code translation and software development in scientific computing](#). In *Proceedings of the Platform for Advanced Scientific Computing Conference*, pages 1–9.
- Yangruibo Ding, Zijian Wang, Wasi Ahmad, Hantian Ding, Ming Tan, Nihal Jain, Murali Krishna Ramanathan, Ramesh Nallapati, Parminder Bhatia, Dan Roth, and 1 others. 2023. [CrossCodeEval: A Diverse and Multilingual Benchmark for Cross-File Code Completion](#). In *Advances in Neural Information Processing Systems*.
- Zhangyin Feng, Daya Guo, Duyu Tang, Nan Duan, Xiaocheng Feng, Ming Gong, Linjun Shou, Bing Qin, Ting Liu, Daxin Jiang, and 1 others. 2020. [CodeBERT: A Pre-Trained Model for Programming and Natural Languages](#). In *Findings of the Association for Computational Linguistics: EMNLP 2020*, pages 1536–1547.
- Wenchao Gu, Zongyi Lyu, Yanlin Wang, Hongyu Zhang, Cuiyun Gao, and Michael R Lyu. 2025a. [SPENCER: Self-Adaptive Model Distillation for Efficient Code Retrieval](#). *arXiv preprint arXiv:2508.00546*.
- Wenchao Gu, Ensheng Shi, Yanlin Wang, Lun Du, Shi Han, Hongyu Zhang, Dongmei Zhang, and Michael R Lyu. 2025b. [SECRET: Towards Scalable and Efficient Code Retrieval via Segmented Deep Hashing](#). In *Proceedings of the IEEE/ACM 47th International Conference on Software Engineering*, pages 2303–2315. IEEE.

- Wenchao Gu, Yanlin Wang, Lun Du, Hongyu Zhang, Shi Han, Dongmei Zhang, and Michael Lyu. 2022. [Accelerating Code Search with Deep Hashing and Code Classification](#). In *Proceedings of the 60th Annual Meeting of the Association for Computational Linguistics*, pages 2534–2544.
- Daya Guo, Shuai Lu, Nan Duan, Yanlin Wang, Ming Zhou, and Jian Yin. 2022. [UniXcoder: Unified Cross-Modal Pre-training for Code Representation](#). In *Proceedings of the 60th Annual Meeting of the Association for Computational Linguistics*, pages 7212–7225.
- Priyanshu Gupta, Avishree Khare, Yasharth Bajpai, Saikat Chakraborty, Sumit Gulwani, Aditya Kanade, Arjun Radhakrishna, Gustavo Soares, and Ashish Tiwari. 2023. [Grace: Language Models Meet Code Edits](#). In *Proceedings of the 31st ACM Joint European Software Engineering Conference and Symposium on the Foundations of Software Engineering*, pages 1483–1495.
- Siming Huang, Tianhao Cheng, Jason Klein Liu, Jiaran Hao, Liuyihan Song, Yang Xu, J Yang, Jiaheng Liu, Chenchen Zhang, Linzheng Chai, and 1 others. 2024. [OpenCoder: The Open Cookbook for Top-Tier Code Large Language Models](#). In *CoRR*.
- GitHub Inc. 2024. [GitHub Copilot: Your AI Pair Programmer](#). Accessed: 2024-10-06.
- Maliheh Izadi, Jonathan Katzy, Tim Van Dam, Marc Otten, Razvan Mihai Popescu, and Arie Van Deursen. 2024. [Language Models for Code Completion: A Practical Evaluation](#). In *Proceedings of the IEEE/ACM 46th International Conference on Software Engineering*, pages 1–13.
- Carlos Jimenez, John Yang, Alexander Wettig, Shunyu Yao, Kexin Pei, Ofir Press, and Karthik R Narasimhan. 2024. [SWE-bench: Can Language Models Resolve Real-world Github Issues?](#) In *The Twelfth International Conference on Learning Representations*.
- Denis Kocetkov, Raymond Li, Chenghao Mou, Yacine Jernite, Margaret Mitchell, Carlos Muñoz Ferrandis, Sean Hughes, Thomas Wolf, Dzmitry Bahdanau, Leandro Von Werra, and 1 others. 2023. [The Stack: 3 TB of permissively licensed source code](#). In *Transactions on Machine Learning Research*.
- Patrick Lewis, Ethan Perez, Aleksandra Piktus, Fabio Petroni, Vladimir Karpukhin, Naman Goyal, Heinrich Küttler, Mike Lewis, Wen-tau Yih, Tim Rocktäschel, and 1 others. 2020. [Retrieval-Augmented Generation for Knowledge-Intensive NLP Tasks](#). In *Advances in Neural Information Processing Systems*, volume 33, pages 9459–9474.
- Ming Liang, Xiaoheng Xie, Gehao Zhang, Xunjin Zheng, Peng Di, Wei Jiang, Hongwei Chen, Chengpeng Wang, and Gang Fan. 2024. [REPOFUSE: Repository-Level Code Completion with Fused Dual Context](#). In *CoRR*.
- Shanchao Liang, Spandan Garg, and Roshanak Zilouchian Moghaddam. 2025a. [The SWE-Bench Illusion: When State-of-the-Art LLMs Remember Instead of Reason](#). *arXiv preprint arXiv:2506.12286*.
- Shanchao Liang, Yiran Hu, Nan Jiang, and Lin Tan. 2025b. [Can Language Models Replace Programmers? REPOCOD Says ‘Not Yet’](#). In *Proceedings of the 63rd Annual Meeting of the Association for Computational Linguistics*.
- Tianyang Liu, Canwen Xu, and Julian McAuley. 2024. [RepoBench: Benchmarking Repository-Level Code Auto-Completion Systems](#). In *The Twelfth International Conference on Learning Representations*.
- Anton Lozhkov, Raymond Li, Loubna Ben Allal, Federico Cassano, Joel Lamy-Poirier, Nouamane Tazi, Ao Tang, Dmytro Pykhtar, Jiawei Liu, Yuxiang Wei, and 1 others. 2024. [StarCoder 2 and The Stack v2: The Next Generation](#). *arXiv preprint arXiv:2402.19173*.
- Siru Ouyang, Wenhao Yu, Kaixin Ma, Zilin Xiao, Zhihan Zhang, Mengzhao Jia, Jiawei Han, Hongming Zhang, and Dong Yu. 2025. [RepoGraph: Enhancing AI Software Engineering with Repository-level Code Graph](#). In *The Thirteenth International Conference on Learning Representations*.
- Debalina Ghosh Paul, Hong Zhu, and Ian Bayley. 2024. [Benchmarks and Metrics for Evaluations of Code Generation: A Critical Review](#). In *2024 IEEE International Conference on Artificial Intelligence Testing (AITest)*, pages 87–94. IEEE.
- Stephen Robertson, Hugo Zaragoza, and 1 others. 2009. [The Probabilistic Relevance Framework: BM25 and Beyond](#). *Foundations and Trends® in Information Retrieval*, 3(4):333–389.
- ByteDance Seed, Yuyu Zhang, Jing Su, Yifan Sun, Chenguang Xi, Xia Xiao, Shen Zheng, Anxiang Zhang, Kaibo Liu, Daoguang Zan, and 1 others. 2025. [Seed-Coder: Let the Code Model Curate Data for Itself](#). *arXiv preprint arXiv:2506.03524*.
- Cursor Team. 2024. [Cursor](#). Accessed: 2024-10-06.
- Qwen Team. 2025. [Qwen3-Coder: Agentic Coding in the World](#). Blog post.
- Yue Wang, Weishi Wang, Shafiq Joty, and Steven CH Hoi. 2021. [CodeT5: Identifier-aware Unified Pre-trained Encoder-Decoder Models for Code Understanding and Generation](#). In *Proceedings of the 2021 Conference on Empirical Methods in Natural Language Processing*, pages 8696–8708.
- Zora Zhiruo Wang, Akari Asai, Frank F Xu, Yiqing Xie, Graham Neubig, Daniel Fried, and 1 others. 2025. [CodeRAG-Bench: Can Retrieval Augment Code Generation?](#) In *Findings of the Association for Computational Linguistics: NAACL 2025*, pages 3199–3214.

- Michael L. Waskom. 2021. [seaborn: statistical data visualization](#). *Journal of Open Source Software*, 6(60):3021.
- Amazon Web Services. 2024. [Amazon Q Developer: AI-Powered Coding Assistant](#). Accessed: 2024-10-06.
- Di Wu, Wasi Uddin Ahmad, Dejiao Zhang, Murali Krishna Ramanathan, and Xiaofei Ma. 2024. [Repoformer: Selective Retrieval for Repository-Level Code Completion](#). In *Proceedings of the 41st International Conference on Machine Learning*, pages 53270–53290.
- An Yang, Anfeng Li, Baosong Yang, Beichen Zhang, Binyuan Hui, Bo Zheng, Bowen Yu, Chang Gao, Chengen Huang, Chenxu Lv, and 1 others. 2025. [Qwen3 Technical Report](#). *arXiv preprint arXiv:2505.09388*.
- Dejiao Zhang, Wasi Uddin Ahmad, Ming Tan, Hantian Ding, Ramesh Nallapati, Dan Roth, Xiaofei Ma, and Bing Xiang. 2024. [Code Representation Learning at Scale](#). In *The Twelfth International Conference on Learning Representations*.
- Fengji Zhang, Bei Chen, Yue Zhang, Jacky Keung, Jin Liu, Daoguang Zan, Yi Mao, Jian-Guang Lou, and Weizhu Chen. 2023. [RepoCoder: Repository-Level Code Completion Through Iterative Retrieval and Generation](#). In *Proceedings of the 2023 Conference on Empirical Methods in Natural Language Processing*, pages 2471–2484.
- Lei Zhang, Yunshui Li, Jiaming Li, Xiaobo Xia, Jiaxi Yang, Run Luo, Minzheng Wang, Longze Chen, Junhao Liu, Qiang Qu, and 1 others. 2025. [Hierarchical Context Pruning: Optimizing Real-World Code Completion with Repository-Level Pretrained Code LLMs](#). In *Proceedings of the AAAI Conference on Artificial Intelligence*, volume 39, pages 25886–25894.
- Dewu Zheng, Yanlin Wang, Ensheng Shi, Ruikai Zhang, Yuchi Ma, Hongyu Zhang, and Zibin Zheng. 2025. [HumanEvo: An Evolution-Aware Benchmark for More Realistic Evaluation of Repository-Level Code Generation](#). In *2025 IEEE/ACM 47th International Conference on Software Engineering*, pages 1372–1384. IEEE.
- Terry Yue Zhuo, Vu Minh Chien, Jenny Chim, Han Hu, Wenhao Yu, Ratnadira Widayarsi, Imam Nur Bani Yusuf, Haolan Zhan, Junda He, Indraneil Paul, and 1 others. 2025. [BigCodeBench: Benchmarking Code Generation with Diverse Function Calls and Complex Instructions](#). In *The Thirteenth International Conference on Learning Representations*.

A Results with Qwen3-Coder as indexing-time agent

In Section 6, we evaluated our indexing-time framework using Claude 3.7 Sonnet (Anthropic, 2025) as the agent and observed substantial gains over retrieval-based baselines. To assess generality across different agent backbones, we repeat the same experiments using Qwen3-Coder (Team, 2025) as the indexing-time agent. Across all configurations, our agentic framework continues to outperform baseline retrieval methods, confirming its robustness and architecture-agnostic benefits.

Model	Method	Pass@1 (%)	Latency (s)	Pre-processing Time (s)
Qwen3-8B	None	16.22	4.03	-
Qwen3-8B	BM25	17.55	5.01	-
Qwen3-8B	RepoMap	16.73	4.06	74.45
Qwen3-8B	Dense (UniXcoder)	16.22	7.15	-
Qwen3-8B	Dense (CodeSage v2 large)	15.41	11.50	-
Qwen3-8B	BM25 + RepoMap	17.65	4.72	74.45
Qwen3-8B	Retriever Agent (Ours)	17.76	4.26	41.45
Qwen3-8B	Forecaster Agent (Ours)	19.80	3.95	40.72
Qwen3-8B	SpecAgent (Ours)	20.20	39.99	41.45
Qwen3-8B	<i>Oracle Agent</i>	<i>27.04</i>	4.05	42.29
Qwen3-30B-A3B	None	18.37	5.03	-
Qwen3-30B-A3B	BM25	18.88	6.03	-
Qwen3-30B-A3B	RepoMap	17.45	5.54	74.45
Qwen3-30B-A3B	Dense (UniXcoder)	18.78	8.49	-
Qwen3-30B-A3B	Dense (CodeSage v2 large)	16.94	14.84	-
Qwen3-30B-A3B	BM25 + RepoMap	18.16	5.88	74.45
Qwen3-30B-A3B	Retriever Agent (Ours)	20.20	5.28	41.45
Qwen3-30B-A3B	Forecaster Agent (Ours)	21.73	5.72	40.72
Qwen3-30B-A3B	SpecAgent (Ours)	24.69	5.39	41.45
Qwen3-30B-A3B	<i>Oracle Agent</i>	<i>33.47</i>	5.39	42.29

Table 5: Main results using Qwen3-Coder as the indexing-time agent. SpecAgent achieves the highest pass@1 while maintaining inference-time latency comparable to baselines, demonstrating the benefits of combining retrieval and prediction at indexing time.

Main results. Table 5 reports the main results. Although Qwen3-Coder achieves slightly lower absolute scores than Claude 3.7 Sonnet (on average $\sim 5\%$ lower), the same trends hold: both the *Retriever Agent* (retrieval only) and the *Forecaster Agent* (prediction only) outperform all standard retrieval baselines, and the full *SpecAgent*—combining retrieval and prediction—achieves the highest overall performance without introducing any inference-time latency. These results further validate that indexing-time synthesis and retrieval complement each other effectively.

Combined retrieval strategies. As in Section 6.3, we evaluate hybrid configurations combining SpecAgent’s contexts with additional retrieved snippets from BM25 and dense retrievers. Table 6 shows a modest improvement from adding dense retrieval (UniXcoder), indicating that SpecAgent’s precomputed contexts already capture most relevant information.

Inference-time ablation. We also test SpecAgent under an inference-time setup (retrieving contexts after removing the target function). This setting, while unrealistic due to information leakage, establishes an upper bound on achievable performance. As shown in Table 7, SpecAgent achieves higher pass@1 under this condition, consistent with trends reported in Section 6.3.

Composition ablation. Finally, we vary the ratio of retrieved versus predicted context blocks while fixing the total number (12). As shown in Table 8, performance peaks when using one or three prediction

Method	Pass@1 (%)
SpecAgent	20.20
SpecAgent + BM25	20.71
SpecAgent + Dense (UniXcoder)	20.97

Table 6: Effect of combining SpecAgent contexts with traditional retrievals. Qwen3-Coder is used as the indexing-time agent.

Model	Method	Pass@1 (%)
Qwen3-8B	SpecAgent (indexing)	20.20
Qwen3-8B	SpecAgent (inference)	24.08
Qwen3-30B-A3B	SpecAgent (indexing)	24.69
Qwen3-30B-A3B	SpecAgent (inference)	27.14

Table 7: Inference-time ablation for SpecAgent using Qwen3-Coder. Higher results stem from leakage, not from improved generalization.

blocks—mirroring results from Section 6.3. This reinforces that both speculative prediction and repository retrieval are essential for SpecAgent’s success.

#Predictions	Pass@1 (%)
0	17.76
1	21.84
3	21.63
6	20.51
12	19.80

Table 8: Ablation on the composition of SpecAgent’s retrieved and predicted context blocks. Qwen3-Coder serves as the indexing-time agent.

B Benchmark construction details

This appendix provides additional details on the construction of our benchmark for indexing-time context retrieval. We describe both the creation of indexing-time repository states and the validation process used to ensure their quality.

B.1 Benchmark creation

Given a target function and its associated inference-time repository, our goal is to synthesize a plausible state of the repository from an earlier point in time, before the target function has been implemented. This reflects a realistic scenario in which the user has not yet begun authoring the target function, and the retrieval agent operates asynchronously during indexing time. As discussed in Section 5.1, residual references to the target function can remain even after removing its body, including call sites, imports, and docstrings.

To construct a repository state that is both free of future context leakage and functionally intact, we introduce a *function removal agent*. This agent is guided by static analysis tools and is equipped with shell and file manipulation tools to explore the repository. It edits files to eliminate all explicit and implicit references to the target function while preserving the functional correctness of the remaining codebase. The indexing-time state produced by this process serves as the foundation for all experiments in the main paper.

B.2 Benchmark validation

To ensure the quality and reliability of our synthetic benchmark, we implement a validation procedure that evaluates and refines the constructed indexing-time repository states. Specifically, we introduce a *function removal scoring agent* that explores the repository and assigns a score to the quality of the function removal.

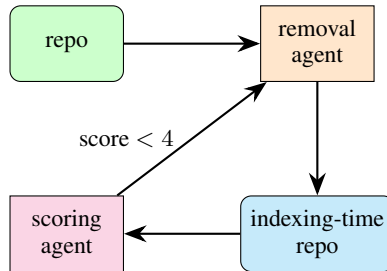


Figure 3: The benchmark validation loop.

The scoring agent is prompted to analyze whether all references to the target function have been removed and whether the repository remains functional. It produces a quality score from 0 to 5. If the score falls below 4, the function removal agent is reapplied to further refine the repository state. This loop is repeated until the repository receives a score of at least 4. We apply this iterative validation and refinement pipeline across all target functions in our dataset to ensure that future context leakage is effectively mitigated and that the benchmark reliably reflects indexing-time retrieval scenarios.

C Function removal example

In the main text, we introduced the issue of *future-context leakage* in existing code completion benchmarks and proposed a method to construct synthetic indexing-time repository states that avoid leaking information about the target function. We argued that relying solely on static analysis tools to remove callers of the target function is insufficient, since semantic and contextual clues may still enable an agent to infer the target function. To address this, we introduced a *function removal agent* that constructs the synthetic indexing-time state, as well as a *function removal scoring agent* that validates the quality of this process.

In this section, we provide a concrete example from the seaborn (Waskom, 2021) repository. We illustrate the states of both the target file (containing the target function) and a caller file (which imports and invokes the target function) under inference-time and indexing-time states. We also highlight what information is removed in the synthetic indexing-time state and explain why static analysis alone cannot achieve the same effect.

C.1 Inference-time state

We examine an example from the REPOCOD benchmark (Liang et al., 2025b), specifically repository ID 33 corresponding to the seaborn repository. The target function is `color_palette`, defined in `seaborn/palettes.py`. The inference-time state of the target file is shown below, with the definition and reference to the target function highlighted.

```
import colorsys
from itertools import cycle
import numpy as np
import matplotlib as mpl
from .external import husl
from .utils import desaturate, get_color_cycle
from .colors import xkcd_rgb, crayons
from ._compat import get_colormap

__all__ = ["color_palette", "hls_palette", "husl_palette", "mpl_palette",
           "dark_palette", "light_palette", "diverging_palette",
           "blend_palette", "xkcd_palette", "crayon_palette",
           "cubehelix_palette", "set_color_codes"]

...

class _ColorPalette(list):
    ...

def _patch_colormap_display():
    ...

def color_palette(palette=None, n_colors=None, desat=None, as_cmap=False):
    """Return a list of colors or continuous colormap defining a palette.
    ..."""
    if palette is None:
        palette = get_color_cycle()
        if n_colors is None:
            n_colors = len(palette)

    elif not isinstance(palette, str):
        palette = palette
        if n_colors is None:
            n_colors = len(palette)
    else:
        ...

    return palette

def hls_palette(n_colors=6, h=.01, l=.6, s=.65, as_cmap=False): # noqa
    ...
```

As seen in the code, the target function `color_palette` is defined just before the `hls_palette` function and is also referenced in the `__all__` variable at the beginning of the file. The latter reference introduces future context leakage, since retrieval methods may leverage the `__all__` declaration to deduce the existence of the target function.

We also examine another file, `seaborn/axisgrid.py`, which imports and calls the target function. The inference-time state of this caller file is shown below, with references to the target function highlighted.

```

from __future__ import annotations
from itertools import product
from inspect import signature
import warnings
from textwrap import dedent

...
from .palettes import color_palette, blend_palette
from .docstrings import (
    DocstringComponents,
    _core_docs,
)

__all__ = ["FacetGrid", "PairGrid", "JointGrid", "pairplot", "jointplot"]

_param_docs = DocstringComponents.from_nested_components(
    core=_core_docs["params"],
)

...

class Grid(_BaseGrid):
    """A grid that can have multiple subplots and an external legend."""
    _margin_titles = False
    _legend_out = True

    def __init__(self):
        ...

    def _get_palette(self, data, hue, hue_order, palette):
        """Get a list of colors for the hue variable."""
        if hue is None:
            palette = color_palette(n_colors=1)

        else:
            hue_names = categorical_order(data[hue], hue_order)
            n_colors = len(hue_names)

            # By default use either the current color palette or HUSL
            if palette is None:
                current_palette = utils.get_color_cycle()
                if n_colors > len(current_palette):
                    colors = color_palette("husl", n_colors)
                else:
                    colors = color_palette(n_colors=n_colors)

            # Allow for palette to map from hue variable names
            elif isinstance(palette, dict):
                color_names = [palette[h] for h in hue_names]
                colors = color_palette(color_names, n_colors)

            # Otherwise act as if we just got a list of colors
            else:
                colors = color_palette(palette, n_colors)

            palette = color_palette(colors, n_colors)

        return palette

```

Here, the target function is imported at the top of the file and called multiple times inside the `_get_palette` function. This poses a strong leakage risk: for example, BM25 may retrieve code chunks containing these call sites, which would not exist in real-world settings where the user has not yet implemented the function. By analyzing such call sites, an indexing-time agent could infer the intended behavior of the missing function and even generate its complete implementation, artificially inflating benchmark performance.

Attempting to construct synthetic indexing-time states with static analysis tools—for example, by simply removing the lines that call the target function—proves inadequate. Such removal leaves behind empty or broken control structures, from which an intelligent agent can still deduce the intended role of the function. This motivates our use of an agent-based approach to reliably construct leakage-free states, as demonstrated below.

C.2 Indexing-time state

We now show the indexing-time states of the target and caller files produced by the function removal agent. For the target file, both the function definition and its reference in the `__all__` variable are removed, eliminating obvious leakage channels.


```

import colorsys
from itertools import cycle

import numpy as np
import matplotlib as mpl

from .external import husl

from .utils import desaturate, get_color_cycle
from .colors import xkcd_rgb, crayons
from ._compat import get_colormap

__all__ = ["hls_palette", "husl_palette", "mpl_palette",
           "dark_palette", "light_palette", "diverging_palette",
           "blend_palette", "xkcd_palette", "crayon_palette",
           "cubehelix_palette", "set_color_codes"]

...

class _ColorPalette(list):
    ...

def _patch_colormap_display():
    ...

def hls_palette(n_colors=6, h=.01, l=.6, s=.65, as_cmap=False): # noqa
    ...

```

For the caller file, the function removal agent eliminates both the import statement and all call sites of the target function. To preserve code functionality and avoid leaving broken logic, the agent further introduces a helper function, `_process_palette`, as a replacement for the removed function. This ensures that the caller file remains coherent and executable, while also preventing any information leakage that could enable an indexing-time agent or retrieval method to infer the target function. In this way, the synthetic indexing-time state avoids future context leakage and provides a more realistic evaluation environment.

```

from __future__ import annotations
from itertools import product, cycle
from inspect import signature
import warnings
from textwrap import dedent

...
from .palettes import blend_palette, husl_palette, SEABORN_PALETTES
from ._docstrings import (
    DocstringComponents,
    _core_docs,
)

def _process_palette(palette=None, n_colors=None):
    """Internal palette processing function."""
    if palette is None:
        palette = get_color_cycle()
        if n_colors is None:
            n_colors = len(palette)
    elif not isinstance(palette, str):
        if n_colors is None:
            n_colors = len(palette)
    else:
        ...
    return palette

__all__ = ["FacetGrid", "PairGrid", "JointGrid", "pairplot", "jointplot"]

_param_docs = DocstringComponents.from_nested_components(
    core=_core_docs["params"],
)

...

class Grid(_BaseGrid):
    """A grid that can have multiple subplots and an external legend."""
    _margin_titles = False
    _legend_out = True

    def __init__(self):

```

```

...

def _get_palette(self, data, hue, hue_order, palette):
    """Get a list of colors for the hue variable."""
    if hue is None:
        palette = _process_palette(n_colors=1)

    else:
        hue_names = categorical_order(data[hue], hue_order)
        n_colors = len(hue_names)

        # By default use either the current color palette or HUSL
        if palette is None:
            current_palette = utils.get_color_cycle()
            if n_colors > len(current_palette):
                colors = husl_palette(n_colors)
            else:
                colors = _process_palette(n_colors=n_colors)

        # Allow for palette to map from hue variable names
        elif isinstance(palette, dict):
            color_names = [palette[h] for h in hue_names]
            colors = _process_palette(color_names, n_colors)

        # Otherwise act as if we just got a list of colors
        else:
            colors = _process_palette(palette, n_colors)

        palette = _process_palette(colors, n_colors)

    return palette

```

D Code completion prompt example

The construction of prompts for the code completion model varies depending on the retrieval method. Each prompt is designed to provide the model with sufficient contextual information to complete the target function accurately. In particular, the prompt is structured as follows:

1. *Target file path*: The path to the source file containing the target function.
2. *Left context*: The content preceding the target function within the same file.
3. *Right context*: The content following the target function within the same file.
4. *Cross-file contexts* (optional): Additional relevant contexts retrieved from other files in the repository.
5. *Function signature and docstring*: The header and documentation string of the target function.

To illustrate, we provide below an example prompt constructed using the BM25 retrieval method. The example is drawn from the seaborn (Waskom, 2021) repository, corresponding to repository ID 0 in the REPOCOD benchmark. The full prompt presented to the code completion model is as follows:

```
This is the file that contains the target function to be generated.

## File path: seaborn/_core/scales.py

### Context before the target function
```python
from __future__ import annotations
import re
from copy import copy
from collections.abc import Sequence
from dataclasses import dataclass
from functools import partial
from typing import Any, Callable, Tuple, Optional, ClassVar
...
from matplotlib.axis import Axis
from matplotlib.scale import ScaleBase
from pandas import Series

from seaborn._core.rules import categorical_order
from seaborn._core.typing import Default, default

from typing import TYPE_CHECKING
...

@dataclass
class Continuous(ContinuousBase):
 """
 A numeric scale supporting norms and functional transforms.
 """
 values: tuple | str | None = None
 trans: str | TransFuncs | None = None

 # TODO Add this to deal with outliers?
 # outside: Literal["keep", "drop", "clip"] = "keep"

 _priority: ClassVar[int] = 1

 def tick(
 self,
 locator: Locator | None = None, *,
 at: Sequence[float] | None = None,
 upto: int | None = None,
 count: int | None = None,
 every: float | None = None,
 between: tuple[float, float] | None = None,
 minor: int | None = None,
) -> Continuous:
 """
 Configure the selection of ticks for the scale's axis or legend.

 ..."""
 # Input checks
 if locator is not None and not isinstance(locator, Locator):
 raise TypeError(
 f"Tick locator must be an instance of {Locator!r}, "
 f"not {type(locator)!r}."
)

```

```

 log_base, symlog_thresh = self._parse_for_log_params(self.trans)
 if log_base or symlog_thresh:
 if count is not None and between is None:
 raise RuntimeError("`count` requires `between` with log transform.")
 if every is not None:
 raise RuntimeError("`every` not supported with log transform.")

 new = copy(self)
 new._tick_params = {
 "locator": locator,
 "at": at,
 "upto": upto,
 "count": count,
 "every": every,
 "between": between,
 "minor": minor,
 }
 return new
...

Context after the target function
```python
def _parse_for_log_params(
    self, trans: str | TransFuncs | None
) -> tuple[float | None, float | None]:
    ...

def _get_locators(self, locator, at, upto, count, every, between, minor):
    ...

def _get_formatter(self, locator, formatter, like, base, unit):
    ...

@dataclass
class Temporal(ContinuousBase):
    """
    A scale for date/time data.
    """
    ...
...

### Relevant context from other files of the repo
```python
Code from: seaborn/categorical.py
width=dedent("""\
width : float
 Width allotted to each element on the orient axis. When `native_scale=True`,
 it is relative to the minimum distance between two values in the native scale.\
"""),
dodge=dedent("""\
dodge : "auto" or bool
 When hue mapping is used, whether elements should be narrowed and shifted along
 the orient axis to eliminate overlap. If `auto`, set to `True` when the
 orient variable is crossed with the categorical variable or `False` otherwise.
 .. versionchanged:: 0.13.0
 Added `auto` mode as a new default.\
"""),
linewidth=dedent("""\
linewidth : float
 Width of the lines that frame the plot elements.\
"""),
linecolor=dedent("""\
linecolor : color
 Color to use for line elements, when `fill` is True.
 .. versionadded:: v0.13.0\
"""),
log_scale=dedent("""\
log_scale : bool or number, or pair of bools or numbers
 Set axis scale(s) to log. A single value sets the data axis for any numeric
 axes in the plot. A pair of values sets each axis independently.
 Numeric values are interpreted as the desired base (default 10).
 When `None` or `False`, seaborn defers to the existing Axes scale.
 .. versionadded:: v0.13.0\
"""),
native_scale=dedent("""\
native_scale : bool
 When True, numeric or datetime values on the categorical axis will maintain
 their original scaling rather than being converted to fixed indices.
 .. versionadded:: v0.13.0\
"""),
formatter=dedent("""\
formatter : callable
 Function for converting categorical data into strings. Affects both grouping
 and tick labels.

```



```

 .. versionadded:: v0.13.0\
 """),
 legend=dedent("""\
 legend : "auto", "brief", "full", or False
 How to draw the legend. If "brief", numeric `hue` and `size`
 variables will be represented with a sample of evenly spaced values.
 If "full", every group will get an entry in the legend. If "auto",
 choose between brief or full representation based on number of levels.
 If `False`, no legend data is added and no legend is drawn.
 .. versionadded:: v0.13.0\
 """),
)

Code from: seaborn/_core/plot.py
"variables": variables,
"structure": structure,
"wrap": wrap,
)
new = self._clone()
new._facet_spec.update(spec)
return new
TODO def twin()?
def scale(self, **scales: Scale) -> Plot:
 """
 Specify mappings from data units to visual properties.
 Keywords correspond to variables defined in the plot, including coordinate
 variables (`x`, `y`) and semantic variables (`color`, `pointsize`, etc.).
 A number of "magic" arguments are accepted, including:
 - The name of a transform (e.g., `"log"`, `"sqrt"`)
 - The name of a palette (e.g., `"viridis"`, `"muted"`)
 - A tuple of values, defining the output range (e.g. `(1, 5)`)
 - A dict, implying a :class:`Nominal` scale (e.g. `{"a": .2, "b": .5}`)
 - A list of values, implying a :class:`Nominal` scale (e.g. `["b", "r"]`)
 For more explicit control, pass a scale spec object such as :class:`Continuous`
 or :class:`Nominal`. Or pass `None` to use an "identity" scale, which treats
 data values as literally encoding visual properties.
 Examples

 .. include:: ../docstrings/objects.Plot.scale.rst
 """
 new = self._clone()
 new._scales.update(scales)
 return new
def share(self, **shares: bool | str) -> Plot:
 """
 Control sharing of axis limits and ticks across subplots.
 Keywords correspond to variables defined in the plot, and values can be
 boolean (to share across all subplots), or one of "row" or "col" (to share
 more selectively across one dimension of a grid).
 Behavior for non-coordinate variables is currently undefined.
 Examples

 .. include:: ../docstrings/objects.Plot.share.rst
 """
 new = self._clone()
 new._shares.update(shares)
 return new
def limit(self, **limits: tuple[Any, Any]) -> Plot:
 """
 Control the range of visible data.
 Keywords correspond to variables defined in the plot, and values are a
 `(min, max)` tuple (where either can be `None` to leave unset).
 Limits apply only to the axis; data outside the visible range are
 still used for any stat transforms and added to the plot.
 """

...

Target function to complete

```python
def label(
    self,
    formatter: Formatter | None = None, *,
    like: str | Callable | None = None,
    base: int | None | Default = default,
    unit: str | None = None,
) -> Continuous:
    """
    Configure the appearance of tick labels for the scale's axis or legend.

    Parameters
    -----
    formatter : :class:`matplotlib.ticker.Formatter` subclass
        Pre-configured formatter to use; other parameters will be ignored.
    like : str or callable
        Either a format pattern (e.g., `%.2f`), a format string with fields named

```

```

    `x` and/or `pos` (e.g., `"{x:.2f}"`), or a callable with a signature like
    `f(x: float, pos: int) -> str`. In the latter variants, `x` is passed as the
    tick value and `pos` is passed as the tick index.
    base : number
        Use log formatter (with scientific notation) having this value as the base.
        Set to `None` to override the default formatter with a log transform.
    unit : str or (str, str) tuple
        Use SI prefixes with these units (e.g., with `unit="g"`, a tick value
        of 5000 will appear as `5 kg`). When a tuple, the first element gives the
        separator between the number and unit.

    Returns
    -----
    scale
        Copy of self with new label configuration.

    """
...

```

Please complete the target function and do not output anything else. Do not attach any docstrings.

E Cross-file contexts examples

In this section, we present an example from the seaborn repository (repository ID 0 in the REPOCOD benchmark) to illustrate the cross-file contexts retrieved by different methods: BM25, RepoMap, SpecAgent, and the Oracle Agent. The target function in this case is `Continuous.label`, whose ground-truth implementation is shown below:

```
def label(
    self,
    formatter: Formatter | None = None, *,
    like: str | Callable | None = None,
    base: int | None | Default = default,
    unit: str | None = None,
) -> Continuous:
    """
    Configure the appearance of tick labels for the scale's axis or legend.

    ..."""
    # Input checks
    if formatter is not None and not isinstance(formatter, Formatter):
        raise TypeError(
            f"Label formatter must be an instance of {Formatter!r}, "
            f"not {type(formatter)!r}"
        )
    if like is not None and not (isinstance(like, str) or callable(like)):
        msg = f"`like` must be a string or callable, not {type(like).__name__}."
        raise TypeError(msg)

    new = copy(self)
    new._label_params = {
        "formatter": formatter,
        "like": like,
        "base": base,
        "unit": unit,
    }
    return new
```

E.1 BM25 contexts

The cross-file contexts retrieved by BM25 are presented below, consisting of code chunks along with their respective relative file paths. There are a total of 12 context blocks, but only the initial two are displayed, and the remaining blocks are omitted due to their substantial length.

```
# Code from: seaborn/categorical.py
width=dedent("""\
width : float
    Width allotted to each element on the orient axis. When `native_scale=True`,
    it is relative to the minimum distance between two values in the native scale.\
"""),
dodge=dedent("""\
dodge : "auto" or bool
    When hue mapping is used, whether elements should be narrowed and shifted along
    the orient axis to eliminate overlap. If `"auto"`, set to `True` when the
    orient variable is crossed with the categorical variable or `False` otherwise.
    .. versionchanged:: 0.13.0
        Added `"auto"` mode as a new default.\
"""),
linewidth=dedent("""\
linewidth : float
    Width of the lines that frame the plot elements.\
"""),
linecolor=dedent("""\
linecolor : color
    Color to use for line elements, when `fill` is True.
    .. versionadded:: v0.13.0\
"""),
log_scale=dedent("""\
log_scale : bool or number, or pair of bools or numbers
    Set axis scale(s) to log. A single value sets the data axis for any numeric
    axes in the plot. A pair of values sets each axis independently.
    Numeric values are interpreted as the desired base (default 10).
    When `None` or `False`, seaborn defers to the existing Axes scale.
    .. versionadded:: v0.13.0\
"""),
native_scale=dedent("""\
native_scale : bool
    When True, numeric or datetime values on the categorical axis will maintain
    their original scaling rather than being converted to fixed indices.
```

```

    .. versionadded:: v0.13.0\
    """),
    formatter=dedent("""\
    formatter : callable
        Function for converting categorical data into strings. Affects both grouping
        and tick labels.
    .. versionadded:: v0.13.0\
    """),
    legend=dedent("""\
    legend : "auto", "brief", "full", or False
        How to draw the legend. If "brief", numeric `hue` and `size`
        variables will be represented with a sample of evenly spaced values.
        If "full", every group will get an entry in the legend. If "auto",
        choose between brief or full representation based on number of levels.
        If `False`, no legend data is added and no legend is drawn.
    .. versionadded:: v0.13.0\
    """),

# Code from: seaborn/_core/plot.py
"variables": variables,
"structure": structure,
"wrap": wrap,
}
new = self._clone()
new._facet_spec.update(spec)
return new
# TODO def twin()?
def scale(self, **scales: Scale) -> Plot:
    """
    Specify mappings from data units to visual properties.
    Keywords correspond to variables defined in the plot, including coordinate
    variables (`x`, `y`) and semantic variables (`color`, `pointsize`, etc.).
    A number of "magic" arguments are accepted, including:
    - The name of a transform (e.g., `log`, `sqrt`)
    - The name of a palette (e.g., `viridis`, `muted`)
    - A tuple of values, defining the output range (e.g. `(1, 5)`)
    - A dict, implying a :class:`Nominal` scale (e.g. `{"a": .2, "b": .5}`)
    - A list of values, implying a :class:`Nominal` scale (e.g. `["b", "r"]`)
    For more explicit control, pass a scale spec object such as :class:`Continuous`
    or :class:`Nominal`. Or pass `None` to use an "identity" scale, which treats
    data values as literally encoding visual properties.
    Examples
    -----
    .. include:: ../docstrings/objects.Plot.scale.rst
    """
    new = self._clone()
    new._scales.update(scales)
    return new
def share(self, **shares: bool | str) -> Plot:
    """
    Control sharing of axis limits and ticks across subplots.
    Keywords correspond to variables defined in the plot, and values can be
    boolean (to share across all subplots), or one of "row" or "col" (to share
    more selectively across one dimension of a grid).
    Behavior for non-coordinate variables is currently undefined.
    Examples
    -----
    .. include:: ../docstrings/objects.Plot.share.rst
    """
    new = self._clone()
    new._shares.update(shares)
    return new
def limit(self, **limits: tuple[Any, Any]) -> Plot:
    """
    Control the range of visible data.
    Keywords correspond to variables defined in the plot, and values are a
    `(min, max)` tuple (where either can be `None` to leave unset).
    Limits apply only to the axis; data outside the visible range are
    still used for any stat transforms and added to the plot.
    """

```

E.2 RepoMap context

The RepoMap context is presented below. Due to its considerable length, we only present a limited portion of the RepoMap context.

```

# We provide you with structures of files that are imported by this target file, which only include their
↪ structure names such as global variable, class and function names, and their code implementations are
↪ omitted.
# These structures can help you understand the overall structure of imported files, and the relationships
↪ between the target file and its dependencies.
# For each imported file, we provide you with its file name, followed by its structure.

```



```

# seaborn/_core/typing.py
ColumnName
Vector
VariableSpec
VariableSpecList
DataSource
OrderSpec
NormSpec
PaletteSpec
DiscreteValueSpec
ContinuousValueSpec
class Default:
    def __repr__(self):
class Deprecated:
    def __repr__(self):
default
deprecated

# seaborn/_core/rules.py
class VarType(UserString):
    allowed
    def __init__(self, data):
    def __eq__(self, other):
def variable_type(
    vector: Series,
    boolean_type: Literal["numeric", "categorical", "boolean"] = "numeric",
    strict_boolean: bool = False,
) -> VarType:
    def all_numeric(x):
    def all_datetime(x):
def categorical_order(vector: Series, order: list | None = None) -> list:

# seaborn/_core/plot.py
default
class Layer(TypedDict, total=False):
    mark: Mark
    stat: Stat | None
    move: Move | list[Move] | None
    data: PlotData
    source: DataSource
    vars: dict[str, VariableSpec]
    orient: str
    legend: bool
    label: str | None
class FacetSpec(TypedDict, total=False):
    variables: dict[str, VariableSpec]
    structure: dict[str, list[str]]
    wrap: int | None
class PairSpec(TypedDict, total=False):
    variables: dict[str, VariableSpec]
    structure: dict[str, list[str]]
    cross: bool
    wrap: int | None
def theme_context(params: dict[str, Any]) -> Generator:
def build_plot_signature(cls):
...

# seaborn/_core/properties.py
RGBTuple
RGBATuple
ColorSpec
DashPattern
DashPatternWithOffset
MarkerPattern
Mapping
class Property:
    legend
    normed
    def __init__(self, variable: str | None = None):
    def default_scale(self, data: Series) -> Scale:
    def infer_scale(self, arg: Any, data: Series) -> Scale:
    def get_mapping(self, scale: Scale, data: Series) -> Mapping:
        def identity(x):
    def standardize(self, val: Any) -> Any:
    def _check_dict_entries(self, levels: list, values: dict) -> None:
    def _check_list_length(self, levels: list, values: list) -> list:
class Coordinate(Property):
    legend
    normed
...

```

E.3 Retriever agent contexts

The cross-file contexts retrieved by the retriever agent are shown below. There are a total of 12 context blocks, but only the initial three are displayed, and the remaining blocks are omitted due to their substantial length.

An intelligent agent analyzed this repository and extracted the following relevant context for completing
↪ the target function.
The agent explored the codebase and identified these contexts as potentially useful based on patterns,
↪ dependencies, and contextual relevance.

Context 1: Looking at the base Scale class label method - this is the parent method that our
↪ implementation should be similar to
Type: code_snippet
The `label()` method in the Scale base class is a compatibility method currently implemented as a no-op:

```
```python
def label(self):
 # This is a no-op method for compatibility
 new = copy(self)
 new._label_params = {}
 return new
```
```

This suggests that our implementation should follow this pattern of returning a copy of the scale with
↪ updated parameters.

Context 2: Understanding how parameters are passed from `label()` method to `_get_formatter()`
Type: code_snippet
The Scale class's `_get_scale` method shows how label parameters are used:

```
```python
def _get_scale(self, name: str, forward: Callable, inverse: Callable):
 major_locator, minor_locator = self._get_locators(**self._tick_params)
 major_formatter = self._get_formatter(major_locator, **self._label_params)

 class InternalScale(mpl.scale.FuncScale):
 def set_default_locators_and_formatters(self, axis):
 axis.set_major_locator(major_locator)
 if minor_locator is not None:
 axis.set_minor_locator(minor_locator)
 axis.set_major_formatter(major_formatter)

 return InternalScale(name, (forward, inverse))
```
```

This shows that `self._label_params` are passed as kwargs to the `_get_formatter` method.

Context 3: Examining `Continuous.tick()` method signature and implementation

Type: code_snippet
The `Continuous.tick()` method is highly relevant as it shows how to implement an interface for
↪ configuring ticks:

```
```python
def tick(
 self,
 locator: Locator | None = None, *,
 at: Sequence[float] | None = None,
 upto: int | None = None,
 count: int | None = None,
 every: float | None = None,
 between: tuple[float, float] | None = None,
 minor: int | None = None,
) -> Continuous:
 """
 Configure the selection of ticks for the scale's axis or legend.

 Parameters

 locator : :class:`matplotlib.ticker.Locator` subclass
 Pre-configured matplotlib locator; other parameters will not be used.
 at : sequence of floats
 Place ticks at these specific locations (in data units).
 upto : int
 Choose "nice" locations for ticks, but do not exceed this number.
 count : int
 Choose exactly this number of ticks, bounded by `between` or axis limits.
 every : float
 Choose locations at this interval of separation (in data units).
 between : pair of floats
 Bound upper / lower ticks when using `every` or `count`.
 minor : int
 Number of unlabeled ticks to draw between labeled "major" ticks.
 """
```
```

```

Returns
-----
scale
    Copy of self with new tick configuration.

"""
# Input checks
if locator is not None and not isinstance(locator, Locator):
    raise TypeError(
        f"Tick locator must be an instance of {Locator!r}, "
        f"not {type(locator)!r}."
    )
log_base, symlog_thresh = self._parse_for_log_params(self.trans)
if log_base or symlog_thresh:
    if count is not None and between is None:
        raise RuntimeError("`count` requires `between` with log transform.")
    if every is not None:
        raise RuntimeError("`every` not supported with log transform.")

new = copy(self)
new._tick_params = {
    "locator": locator,
    "at": at,
    "upto": upto,
    "count": count,
    "every": every,
    "between": between,
    "minor": minor,
}
return new
...

```

This pattern follows the same approach - validate parameters, create a copy of self, update parameter
↪ dictionary, and return new instance.

E.4 Forecaster agent

The cross-file contexts retrieved by the forecaster agent are shown below. The prediction of the forecaster agent is incorrect for this sample; the target function is `label`, but the agent predicts `_default_spacer`. We only show the initial three context blocks, and the remaining blocks are omitted due to their substantial length.

An intelligent agent analyzed this repository and extracted the following relevant context for completing
↪ the target function.
The agent explored the codebase and identified these contexts as potentially useful based on patterns,
↪ dependencies, and contextual relevance.

Context 1: This implementation provides a simple function that returns a default spacing value of 1 for
↪ any input series. This is consistent with the `Scale._spacing` method's fallback behavior when there's
↪ no variance in the data.
Source: `predicted_function`
Type: `predicted_implementation`

```

python
def _default_spacer(x: Series) -> float:
    """
    Return a default spacing value of 1 for any input.

    This function is used as a default spacing function for scales where
    specific spacing behavior is not needed.

    Parameters
    -----
    x : Series
        Input data (not used in this implementation)

    Returns
    -----
    float
        Default spacing value (1.0)
    """
    return 1.0
...

```

Context 2: This implementation calculates spacing based on the range of the data divided by a standard
↪ number of bins (10). This approach provides spacing proportional to the data range while ensuring a
↪ reasonable number of divisions.
Source: `predicted_function`
Type: `predicted_implementation`

```

python
def _default_spacer(x: Series) -> float:
    """

```

```

    Calculate a default spacing value based on the data range.

    Returns the range of the data divided by 10 as a reasonable default spacing.
    If the data contains fewer than 2 unique values or is all NaN, returns 1.0.

    Parameters
    -----
    x : Series
        Input data series

    Returns
    -----
    float
        Calculated spacing value
    """
    clean_x = x.dropna()
    if len(clean_x) < 2:
        return 1.0

    x_min, x_max = clean_x.min(), clean_x.max()
    if x_min == x_max:
        return 1.0

    return (x_max - x_min) / 10
...

```

Context 3: This implementation is similar to how the spacing is handled in the existing Continuous scale
↳ class, using the minimum difference between sorted values to determine natural spacing.
Source: predicted_function
Type: predicted_implementation
```python
def \_default\_spacer(x: Series) -> float:
 """
 Calculate spacing based on the minimum difference between adjacent values.

 Finds the minimum difference between adjacent values in the sorted data,
 which is useful for determining appropriate bar widths or point spacing.

 Parameters
 -----
 x : Series
 Input data series

 Returns
 -----
 float
 Minimum difference between adjacent values or 1.0 if undetermined
 """
 clean\_x = x.dropna().unique()
 if len(clean\_x) < 2:
 return 1.0

 sorted\_x = np.sort(clean\_x)
 min\_diff = np.min(np.diff(sorted\_x))

 # Guard against zero spacing
 return max(min\_diff, 1e-8) if min\_diff > 0 else 1.0
...

## E.5 SpecAgent contexts

The cross-file contexts retrieved by the SpecAgent are shown below. Interestingly, the SpecAgent's prediction for the target function is incorrect in this example; it predicts `_make_log_transforms`, but the real target function is actually `Continuous.scale`. We only show the initial three context blocks, and the remaining blocks are omitted due to their substantial length.

An intelligent agent analyzed this repository and extracted the following relevant context for completing  
↳ the target function.  
The agent explored the codebase and identified these contexts as potentially useful based on patterns,  
↳ dependencies, and contextual relevance.

Context 1: The most likely missing function is ``_make_log_transforms``. This function creates forward and  
↳ inverse transform functions for logarithmic scaling. Looking at the imports and existing transforms,  
↳ here's the implementation:  
Type: code\_snippet  
```python
def _make_log_transforms(base: float | None = None) -> TransFuncs:

 fs: TransFuncs
 if base is None:
 fs = np.log, np.exp

```

elif base == 2:
    fs = np.log2, partial(np.power, 2)
elif base == 10:
    fs = np.log10, partial(np.power, 10)
else:
    def forward(x):
        return np.log(x) / np.log(base)
    fs = forward, partial(np.power, base)

def log(x: ArrayLike) -> ArrayLike:
    with np.errstate(invalid="ignore", divide="ignore"):
        return fs[0](x)

def exp(x: ArrayLike) -> ArrayLike:
    with np.errstate(invalid="ignore", divide="ignore"):
        return fs[1](x)

...
return log, exp

```

This function is used extensively throughout the codebase for logarithmic transformations with different
↳ bases.

Context 2: Function usage in `ContinuousBase._get_transform` method in `seaborn/_core/scales.py`:

Source: `seaborn/_core/scales.py`

Type: code_snippet

The `_make_log_transforms` function is used in multiple places in the `_get_transform` method. Here are
↳ the relevant parts:

```

...python
def _get_transform(self):
    arg = self.trans
    def get_param(method, default):
        if arg == method:
            return default
        return float(arg[len(method):])

    if arg is None:
        return _make_identity_transforms()
    elif isinstance(arg, tuple):
        return arg
    elif isinstance(arg, str):
        if arg == "ln":
            return _make_log_transforms()
        elif arg == "logit":
            base = get_param("logit", 10)
            return _make_logit_transforms(base)
        elif arg.startswith("log"):
            base = get_param("log", 10)
            return _make_log_transforms(base)
        # Other transform options...
...

```

This shows that `_make_log_transforms` is called when the transformation type is "ln" or when it starts
↳ with "log". The function supports both natural logarithm and logarithms with specific bases.

Context 3: Usage in other transformation functions in `seaborn/_core/scales.py`:

Source: `seaborn/_core/scales.py`

Type: code_snippet

The `_make_log_transforms` function is also used within other transform functions:

```

...python
def _make_logit_transforms(base: float | None = None) -> TransFuncs:
    log, exp = _make_log_transforms(base)

    def logit(x):
        with np.errstate(invalid="ignore", divide="ignore"):
            return log(x) - log(1 - x)

    def expit(x):
        with np.errstate(invalid="ignore", divide="ignore"):
            return exp(x) / (1 + exp(x))

    return logit, expit

def _make_symlog_transforms(c: float = 1, base: float = 10) -> TransFuncs:
    # From https://iopscience.iop.org/article/10.1088/0957-0233/24/2/027001
    log, exp = _make_log_transforms(base)

    def symlog(x):
        with np.errstate(invalid="ignore", divide="ignore"):
            return np.sign(x) * log(1 + np.abs(np.divide(x, c)))

    def symexp(x):
        with np.errstate(invalid="ignore", divide="ignore"):
            return np.sign(x) * c * (exp(np.abs(x)) - 1)

```

```
... return symlog, symexp
```

This shows that ``_make_log_transforms`` serves as a building block for more complex transformations.

E.6 Oracle agent contexts

The contexts retrieved by the oracle agent are shown below. Notably, while the oracle agent has access to the ground-truth function completion, it does not provide a direct solution in the contexts. There are a total of 12 context blocks, but only the initial three are displayed, and the remaining blocks are omitted due to their substantial length.

An intelligent agent analyzed this repository and extracted the following relevant context for completing
 ↳ the target function.
 The agent explored the codebase and identified these contexts as potentially useful based on patterns,
 ↳ dependencies, and contextual relevance.

Context 1: Implementation of `_get_formatter` method for Continuous scales that handles formatter logic
 Source: `seaborn/_core/scales.py`
 Type: `code_snippet`
 From the file `seaborn/_core/scales.py`, the `Continuous` class has a `_get_formatter` method that shows how
 ↳ formatters are created and configured based on parameters:

```
```python
def _get_formatter(self, locator, formatter, like, base, unit):
 log_base, symlog_thresh = self._parse_for_log_params(self.trans)
 if base is default:
 if symlog_thresh:
 log_base = 10
 base = log_base

 if formatter is not None:
 return formatter

 if like is not None:
 if isinstance(like, str):
 if "{x" in like or "{pos" in like:
 fmt = like
 else:
 fmt = f"{{{x:{like}}}"
 formatter = StrMethodFormatter(fmt)
 else:
 formatter = FuncFormatter(like)

 elif base is not None:
 # We could add other log options if necessary
 formatter = LogFormatterSciNotation(base)

 elif unit is not None:
 if isinstance(unit, tuple):
 sep, unit = unit
 elif not unit:
 sep = ""
 else:
 sep = " "
 formatter = EngFormatter(unit, sep=sep)

 else:
 formatter = ScalarFormatter()

 return formatter
```
```

Context 2: Temporal class label method showing similar pattern

Source: `seaborn/_core/scales.py`

Type: `code_snippet`

The `Temporal` class's `label` method in `seaborn/_core/scales.py` shows a similar pattern for configuring tick
 ↳ label formatters:

```
```python
def label(
 self,
 formatter: Formatter | None = None, *,
 concise: bool = False,
) -> Temporal:
 """
 Configure the appearance of tick labels for the scale's axis or legend.

 .. note::
 This API is under construction and will be enhanced over time.
 """
```
```



```

Parameters
-----
formatter : :class:`matplotlib.ticker.Formatter` subclass
    Pre-configured formatter to use; other parameters will be ignored.
concise : bool
    If True, use :class:`matplotlib.dates.ConciseDateFormatter` to make
    the tick labels as compact as possible.

Returns
-----
scale
    Copy of self with new label configuration.

"""
new = copy(self)
new._label_params = {"formatter": formatter, "concise": concise}
return new
...

Context 3: Boolean class label method implementation
Source: seaborn/_core/scales.py
Type: code_snippet
From seaborn/_core/scales.py, the Boolean class shows a simpler implementation of the label method:
...python
def label(self, formatter: Formatter | None = None):
    new = copy(self)
    new._label_params = {"formatter": formatter}
    return new
...

```

F Potential risks

While SpecAgent introduces a practical and efficient framework for repository-aware code completion, several potential risks and considerations remain.

Repository privacy and data security. Indexing-time exploration involves broad repository access, which could expose sensitive information if applied to private codebases without proper access control or data governance. Deployments should ensure strict adherence to organizational privacy policies and perform indexing in secure, access-controlled environments.

Speculative generation reliability. SpecAgent’s speculative predictions, while beneficial for recall and coverage, may occasionally introduce misleading or obsolete context if the actual repository evolution diverges significantly from the predicted trajectory. Ensuring proper validation, caching strategies, and developer oversight is important to mitigate hallucinated or stale suggestions.

Benchmark generalization. Although we design a leakage-free synthetic benchmark to avoid future context contamination, synthetic data may not perfectly represent the complexity or noise of real-world repositories. Performance reported here should therefore be interpreted as indicative of potential gains rather than definitive real-world accuracy.

Computational and environmental costs. Indexing-time agents perform extensive repository analysis and speculative computation. While amortized over future completions, large-scale indexing may still incur nontrivial compute and energy overhead. Future work should explore more efficient incremental indexing pipelines to reduce the environmental footprint.

Overreliance on automation. SpecAgent’s proactive design could encourage overreliance on automated code suggestions. Developers should treat generated completions as assistive rather than authoritative, maintaining human oversight to ensure correctness, security, and maintainability.

G Licenses and responsible use

The REPOCOD dataset (Liang et al., 2025b) is distributed under the BSD-3-Clause license. The Qwen3 and Qwen3-Coder models (Yang et al., 2025; Team, 2025) are released under the Apache License 2.0. All other third-party tools and libraries used in this work comply with their respective open-source licenses. No proprietary or restricted data sources were used in our experiments.

Consistency with intended use. All artifacts used in this study were employed in a manner consistent with their stated intended use. REPOCOD was explicitly released for research on repository-level code understanding and generation, aligning with our use in evaluating retrieval and completion methods. Similarly, Qwen3 and Qwen3-Coder are open-source LLMs intended for research and development purposes, and our use was confined strictly to academic experimentation and analysis. All derived datasets and benchmarks introduced in this work are designed solely for research and evaluation under the same conditions, and are not intended for production or commercial deployment.

Data privacy and content verification. The REPOCOD dataset is derived from publicly available open-source repositories and does not contain personally identifying information or private code under restrictive licenses. Before conducting experiments, we verified that no data in our evaluation corpus contained names, credentials, or other sensitive identifiers. Our synthetic benchmark, created by applying the function removal process to REPOCOD, inherits this property and introduces no additional human-related or offensive content. No human annotation, crowdsourced labeling, or user-generated personal data was collected or processed in this study.

Anonymization and protection. All intermediate artifacts (e.g., indexed repository states and context blocks) were stored and analyzed on secure research servers with controlled access. No attempt was made to de-anonymize contributors to the original repositories, and no identifiers linking to individual developers were used in training or evaluation.