

# DSEBench: A Test Collection for Explainable Dataset Search with Examples

Qing Shi\*, Jing He\*, Qiaosheng Chen, and Gong Cheng

State Key Lab for Novel Software Technology, Nanjing University, Nanjing, China  
 {qingshi, 522024330021, qschen}@smail.nju.edu.cn, gcheng@nju.edu.cn

**Abstract.** Dataset search is a well-established task in the Semantic Web and information retrieval research. Current approaches retrieve datasets either based on keyword queries or by identifying datasets similar to a given target dataset. These paradigms fail when the information need involves both keywords and target datasets. To address this gap, we investigate a generalized task, Dataset Search with Examples (DSE), and extend it to Explainable DSE (ExDSE), which further requires identifying relevant fields of the retrieved datasets. We construct DSEBench, the first test collection that provides high-quality dataset-level and field-level annotations to support the evaluation of DSE and ExDSE, respectively. In addition, we employ a large language model to generate extensive annotations for training purposes. We establish comprehensive baselines on DSEBench by adapting and evaluating a variety of lexical, dense, and LLM-based retrieval, reranking, and explanation methods.

**Resource type:** Datasets and annotated corpora

**License:** Apache License 2.0

**DOI:** 10.5281/zenodo.17805089

**URL:** <https://doi.org/10.5281/zenodo.17805089>

## 1 Introduction

Finding datasets efficiently is critical in the era of open data [7,32], and the Semantic Web community has made significant strides in this direction [11,25,13].

**Motivation.** Existing research follows two paradigms [32]: keyword-based search [5,39,48,13] which retrieves datasets *relevant to a query*, or similarity-based discovery [6,30,4] which finds datasets *similar to a target dataset*. Neither approach fully captures the scenarios in which users possess *both* an information need expressed as a query and a few target datasets as examples. Moreover, while explainable information retrieval (IR) is trending [2], *explainability in dataset search* remains underexplored. Current systems provide insufficient justifications, leaving users without insight into the factors driving retrieval decisions [3].

---

\* These authors contributed equally.

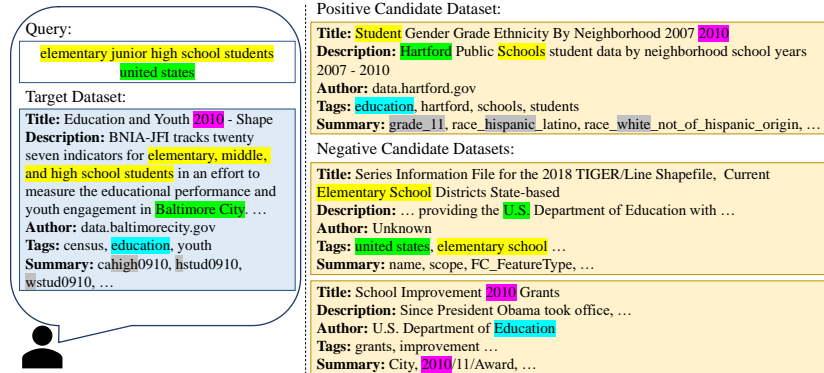


Fig. 1: An example of ExDSE. Left: The user submits a query and a target dataset. Right: The system aims to return positive candidate datasets that exhibit both relevance to the query (highlighted in yellow and green) and similarity to the target dataset (highlighted in magenta, cyan, and gray), as opposed to negative ones that are only relevant to the query or only similar to the target dataset. These judgments are supported by specific metadata and content fields.

To address these limitations, Figure 1 anticipates a combined scenario. A user poses a query “elementary junior high school students united states” while providing a target dataset “Education and Youth 2010” to imply specific preferences (e.g., student indicators in 2010). A positive candidate dataset aligns with both inputs, while negative ones may match either input, but not both. Moreover, the specific fields driving these relevance and similarity judgments are pinpointed.

**Task Definition.** We formulate the above scenario as a generalization of established paradigms, termed *Dataset Search with Examples (DSE)*. Given a keyword query  $q$  and a set of target datasets  $D_t$ , the task is to retrieve a list of candidate datasets  $D_c$  that are most relevant to  $q$  and, simultaneously, similar to the datasets in  $D_t$ . As an extension, *Explainable DSE (ExDSE)* requires identifying, for each candidate dataset  $d \in D_c$ , a subset of its metadata or content fields  $F_d$  that indicate  $d$ ’s relevance to  $q$  or similarity to  $D_t$ .

**Contributions.** Progress in DSE research is hindered by the lack of test collections. Current benchmarks [21,26,12,22] are designed for keyword-only input and lack mechanisms to incorporate target datasets. Moreover, they provide dataset-level but not field-level annotations required for evaluating ExDSE, and suffer from data scarcity due to high annotation costs. To fill the gap, we present **DSEBench**, the first test collection for evaluating DSE and ExDSE:

- It provides high-quality human annotations for query relevance and target similarity to enable DSE evaluation, fine-grained field-level annotations for ExDSE evaluation, and synthetic annotations for training.
- We adapt a variety of retrieval, reranking, and explanation methods and evaluate them on DSEBench to establish a performance baseline.

## 2 Related Work

### 2.1 Dataset Search Benchmarks

Dataset search research broadly follows three paradigms.

Relevance-based approaches retrieve datasets based on textual relevance to a query, including general-purpose systems like Google Dataset Search [5] and specialized systems for RDF datasets [11,13,41]. The evaluation is based on established test collections including NTCIR [21], ACORDAR [26,12], and WTR [14].

Similarity-based discovery, particularly popular in the database community, aims to find datasets similar to an input dataset [32]. Test collections like LakeBench [15] provide ground truth for relational data tasks such as finding joinable or unionable tables [30,4,46], not applicable to generalized dataset search where metadata plays a key role and data formats vary.

Combined approaches such as Aurum [17] integrate keyword search with similarity-based navigation. Despite the existence of such systems, there is no public test collection to systematically evaluate this composite task. *Our DSEBench fills this critical gap and provides the first performance baseline for DSE.*

### 2.2 Explainable Dataset Search

Existing explainability research in this domain focuses primarily on the generation of data snippets to summarize dataset content [10,48]. Although effective for content understanding, ExDSE further requires identifying the specific metadata fields that indicate query relevance and target similarity. This can be framed as a feature attribution problem. Following the taxonomy of explainable IR [1,2], post hoc methods such as LIME [34] and SHAP [27] are applicable here to quantify field contributions. In this regard, *DSEBench is among the first to provide field-level ground truth to evaluate ExDSE.*

### 2.3 Relevance Feedback

Relevance Feedback (RF) refines queries using user judgments on retrieved documents [36,43,35]. DSE is conceptually similar to RF in that both leverage user-provided examples to guide the search process. Despite this high-level similarity, *there are fundamental differences between DSE and RF.* First, DSE processes the query and target datasets as a single initial input, unlike the iterative interaction in RF. Second, the target datasets in DSE define a desired semantic profile (e.g., specific provenance or context) that complements topicality. To capture such relationships, directly adapting RF methods to DSE is suboptimal, as revealed by our evaluation, reflecting the unique challenges of DSE.

## 3 Construction of DSEBench

We constructed DSEBench by extending the English subset of NTCIR [21], a popular test collection for keyword-based dataset search. The original collection offers 46,615 datasets, 92,930 data files, and associated relevance judgments.

### 3.1 Dataset Preprocessing

The NTCIR datasets offer semi-structured metadata and text-rich data files. The latter contains a wealth of information that is not covered by metadata and is crucial for effective search [9], necessitating their inclusion in our test collection.

**Dataset Fields.** We define a dataset by five fields: four standard *metadata fields* provided by the publisher (**title**, **description**, **tags**, **author**) and a *content field* (**summary**) extracted from the data files to compactly describe their content. When we refer to a dataset in this paper, we indicate its five fields.

**Content Summary.** The **summary** field is essential because raw data files are challenging to process directly due to their diverse formats and large sizes. As shown in Table 1, file formats range from unstructured PDF to structured CSV and RDF. Direct use of data files in search is hindered by readability issues (e.g., machine-readable RDF) and excessive length. To address this, we generate content summaries for quick comprehension, ensuring that the content is usable for retrieval and readable for human annotators. Their effectiveness in improving retrieval accuracy has been demonstrated [10,48].

The data formats offered by NTCIR are not always accurate. We detected the real format of each data file using `python-magic`. *Format-specific content summaries* are defined below.

Table 1: Format Distribution of Data Files

Format	#Files	%
PDF	47,413	51.02%
TXT	12,531	13.48%
HTML	9,298	10.01%
CSV	7,577	8.15%
XML	4,549	4.90%
JSON	1,940	2.09%
RDF	1,484	1.60%
XLSX, XLS	1,466	1.58%
DOCX, DOC	453	0.49%
Others	6,219	6.69%

- Tabular Files (CSV, XLSX, XLS): We extracted all *table headers* to provide a concise description of the data structure and attributes.
- Textual Files (PDF, TXT, HTML, DOCX): We generated an *abstract* to distill key ideas and topics from the text.
- Structured Files (JSON, XML, RDF): We extracted all *keys*, *tags*, or *predicates* to compactly represent the data organization and schema.
- Others (HDF, etc.): Their summaries were left empty.

**Summary Generation.** For tabular files, we applied heuristic rules to extract headers from CSV, achieving an accuracy of 92% on a random sample of 50 files. For complex XLSX/XLS structures, we followed [16] to extract headers based on inherent features, achieving an accuracy of 91% in 100 samples.

For textual files, we performed optical character recognition on PDF and removed HTML tags. We then used `bart-large-cnn` [23] to generate abstracts, truncating the input text to 1,024 tokens and generating up to 300 tokens.

For structured files, we extracted keys, tags, and predicates from JSON, XML, and RDF using `json`, `xml`, and `rdflib`, respectively.

### 3.2 Test and Training Cases

Recall that the input of DSE consists of a query  $q$  and a set of target datasets  $D_t$ . We adapted NTCIR’s query-dataset pairs to DSE as follows.

**Test and Training Split.** We adapted the 141 query-dataset pairs annotated as highly relevant in NTCIR to form our *test cases* where the query and the dataset became  $q$  and a singleton set  $D_t$  of target datasets, respectively. For quality considerations, the 1,434 query-dataset pairs annotated as partially relevant in NTCIR were similarly adapted to our *training cases*. To avoid train-test overlap, we filtered out any pairs that involved queries or datasets present in the test cases, resulting in 672 training cases.

**Synthetic Training Cases.** Since 672 training cases would be insufficient for fine-tuning large models, we synthesized a larger number of training cases from 45,472 datasets in NTCIR that are not annotated relevant to any query. Specifically, we fine-tuned a **T5-base** model [33] to generate a query  $q$  from the title and description of each dataset, so that the input dataset served as  $D_t$ . The model was fine-tuned on the  $141 + 1,434$  pairs mentioned above with an 80/20 train/valid split for 20 epochs. We selected an optimal learning rate of  $1e - 5$  from  $\{1e - 6, 5e - 6, 1e - 5\}$  and a batch size of 8 from  $\{8, 16\}$  based on the average score of ROUGE-1, ROUGE-2, and ROUGE-L.

To improve the quality of synthetic queries, we applied rigorous filtering to remove trivial queries that duplicated the title of the dataset, verbose queries with excessive repetition of words, and vague queries that were too broad and lacked concrete search intent. We also ensured that the generated queries did not overlap with the test cases. This yielded 3,810 distinct queries generated from 5,065 datasets, bringing the total number of training cases from 672 to 5,737.

### 3.3 Pooling

It would be impractical to manually judge the relevance and similarity of 46,615 datasets to 141 test and 5,737 training queries. Following common practices in IR evaluation, we used the pooling method to reduce the number of judgments.

**Retrievers.** We adapted four popular retrievers, including two lexical models (BM25, TF-IDF) and two dense models (BGE-large-en-v1.5 [42], GTE-large [24]).

**Implementation.** We concatenated all fields of a dataset to construct a pseudo-document. Given an input  $(q, D_t)$ , since DSE requires finding datasets relevant to both  $q$  and  $D_t$ , we concatenated  $q$  with the pseudo-document of each target dataset  $d_t \in D_t$  into an expanded query to retrieve candidate datasets.<sup>1</sup>

**Results.** We collected 20 candidate datasets with the highest rank from each retriever, resulting in 7,415  $(q, D_t, d_c)$  triples for test cases and 337,976 triples for training cases, where  $d_c$  indicates a candidate dataset to be annotated. To balance between quality and cost of annotation, we invited human experts to annotate test cases and used a large language model (LLM) for training cases.

<sup>1</sup> To prevent short but important fields from being overlooked, we followed [40,19] to repeat the query, **tags**, and **author** fields 100 times during concatenation.

Fig. 2: A screenshot of our tool for human annotation. Left: An input of DSE, including a query and a target dataset. Right: A candidate dataset with annotation options. In this example, the candidate dataset is annotated partially similar to the target dataset. Accordingly, the second column of checkboxes are enabled, and three fields of the candidate dataset are annotated indicators of its similarity. However, the candidate dataset is annotated irrelevant to the query, so the first column of checkboxes representing indicators of relevance are disabled.

### 3.4 Human Annotation

We recruited 24 graduate or undergraduate computer science students with experience in dataset search to annotate 7,415  $(q, D_t, d_c)$  triples in test cases.

**Dataset-Level Judgments.** Given a triple  $(q, D_t, d_c)$ , following the task definition of DSE, an annotator judged how much the candidate dataset  $d_c$  is *relevant to the query*  $q$ , and how much  $d_c$  is *similar to the target datasets* in  $D_t$ . In accordance with NTCIR, the judgments were scored using a graded scale:

- 0: irrelevant or dissimilar,
- 1: partially relevant or partially similar,
- 2: highly relevant or highly similar.

**Field-Level Judgments.** For each partially or highly relevant/similar dataset, the annotator was further required to identify in the candidate dataset *which fields indicate its relevance/similarity*, to be used in the evaluation of ExDSE.

**Annotation Tool.** Annotation was performed using a Web tool illustrated in Figure 2. To avoid position bias, the fields were displayed in random order.

**Task Assignment.** To obtain high-quality annotations, we assigned each of the 7,415  $(q, D_t, d_c)$  triples from test cases to *two independent annotators*. When they provided the same score, it was accepted as the final score. Otherwise, we assigned the triple to a *third annotator*, and the final score was determined on the basis of a majority vote, that is, by the third annotator. However, when three scores differed from each other, we took their mean value (i.e., 1) as the final score. Field-level disagreements were resolved analogously.

**Results.** Table 2 presents the distribution of the judgments made at the dataset level. As shown in the upper half of the table, more than two thirds (68.19%)

Table 2: Distribution of Dataset-Level Judgments

	#Cases	#Triples	Judgment	Query Relevance	Target Similarity
Test Cases	141	7,415	0	5,056 (68.19%)	3,891 (52.47%)
			1	1,622 (21.87%)	2,474 (33.36%)
			2	737 (9.94%)	1,050 (14.16%)
Training Cases	5,699	122,585	0	67,541 (55.10%)	58,592 (47.80%)
			1	41,290 (33.68%)	52,590 (42.90%)
			2	13,754 (11.22%)	11,403 (9.30%)

Table 3: Distribution of Field-Level Judgments

	#Triples	Query Relevance	Target Similarity
		Indicator Field	#Triples Indicator Field
Test Cases	2,359	title: 2,086 (88.43%)	2,941 (83.46%)
		description: 2,132 (90.38%)	2,818 (79.97%)
		tags: 1,135 (48.11%)	2,206 (62.60%)
		author: 153 (6.49%)	1,916 (54.37%)
		summary: 373 (15.81%)	882 (25.03%)
Training Cases	55,044	title: 53,233 (96.71%)	18,273 (28.55%)
		description: 41,666 (75.70%)	18,791 (29.36%)
		tags: 35,141 (63.84%)	42,428 (66.30%)
		author: 13,540 (24.60%)	25,504 (39.85%)
		summary: 8,950 (16.26%)	23,902 (37.35%)

of the candidate datasets are irrelevant to the query and more than half (52.47%) are dissimilar to the target datasets. The highly relevant and similar datasets account for 9.94% and 14.16%, respectively.

Table 3 presents the distribution of the judgments made at the field level. As shown in the upper half of the table, two popular indicator fields are **title** and **description**. Although **author** is rarely selected as an indicator field for query relevance (6.49%), it often indicates target similarity (54.37%). Another fairly useful field is **summary** (15.81%–25.03%).

**Inter-Annotator Agreement.** Figure 3 shows the distribution of inter-annotator agreements on the dataset-level judgments. Two annotators reach a consensus on the query relevance and target similarity for more than 69% and 68% of the triples, respectively. Only for less than 3% of the triples, a third annotator is introduced but the three judgments are still divergent, so their mean value must be taken. We calculated Krippendorff’s  $\alpha$ , a statistical mea-

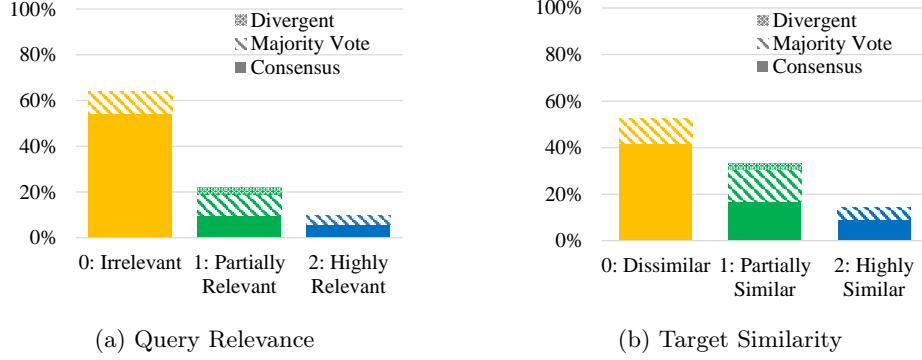


Fig. 3: Inter-annotator agreements on dataset-level judgments for the test cases.

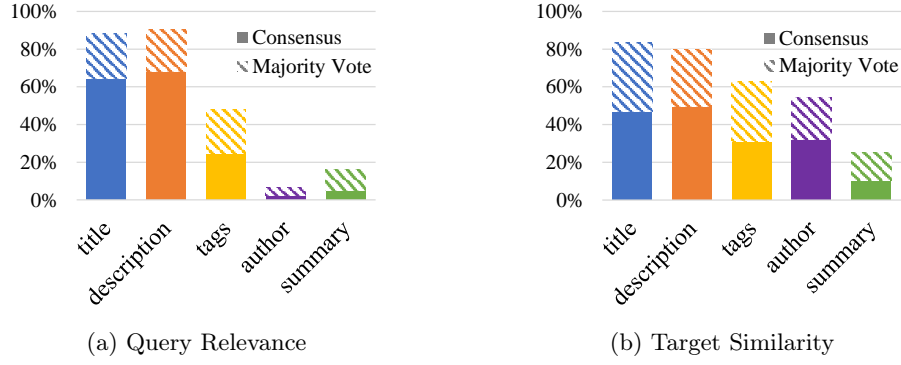


Fig. 4: Inter-annotator agreements on field-level judgments for the test cases.

sure of the agreement achieved. The results  $\alpha = 0.51$  for query relevance and  $\alpha = 0.52$  for target similarity represent *a moderate degree of agreement between the annotators*, higher than  $\alpha = 0.44$  reported on NTCIR [21].

Figure 4 shows the distribution of inter-annotator agreements on the field-level judgments. Two annotators reach a consensus for more than 65% and 55% of the judgments of indicator field for query relevance and target similarity, respectively. Their disagreements are resolved by introducing a third annotator.

### 3.5 LLM Annotation

We prompted a popular and cost-effective LLM, GLM-3-Turbo [44], to annotate 337,976  $(q, D_t, d_c)$  triples in training cases. In accordance with human annotation, we collected dataset-level and field-level judgments from LLM outputs.

**Quality Control.** We found that LLM provided many superficially inaccurate dataset-level judgments, so we applied heuristic filtering. For query relevance, we removed the cases where the occurrence of query keywords in candidate



datasets was either implausibly low despite being labeled relevant or implausibly high despite being labeled irrelevant. For target similarity, we removed the cases where the overlap between the candidate dataset and the target dataset was inconsistent with the label, e.g., for a dissimilar pair, the string similarity of their fields was too high or they shared an excessive number of tags.

Although these heuristics might also mistakenly filter out high-quality judgments, we checked the results and, in general, observed *substantially improved quality*. The accuracy for query relevance and target similarity judgments increased from 73% and 69%, respectively, to more than 85% based on a manual check of 3,378 triples sampled. Given this satisfactory quality and large size of LLM annotations, they form useful training cases for weak supervision.

We did not filter field-level judgments because our investigation revealed their relatively high accuracy but complex error patterns that are hard to detect.

**Results.** Finally, we kept 122,585 triples with complete annotations (i.e., no judgment discarded) from 5,699 training cases. The lower half of Tables 2 and 3 present their distributions of dataset-level and field-level judgments, respectively, generally resembling the distributions in test cases.

## 4 Evaluation of DSE

A typical IR pipeline consists of *first-stage retrieval* and *reranking*. Following this convention, we used DSEBench to separately evaluate retrieval and reranking models. All experiments were conducted on an Intel Xeon Gold 5222 CPU with four NVIDIA GeForce RTX 3090 GPUs. Our code is on GitHub.<sup>2</sup>

### 4.1 Training, Validation, and Test Sets

DSEBench provides 141 test cases and 5,699 training cases. To ensure comparability, we provide two official splits:

- **Five-Fold Split:** We randomly partitioned 141 test cases into five nearly equal-sized folds for cross-validation (3/1/1 for training/validation/test). Performance should be averaged over five runs.
- **Annotator Split:** We divided the 5,699 training cases into 80% for training and 20% for validation, using the 141 test cases strictly for testing.

### 4.2 Evaluation Metrics

Standard IR evaluation metrics were used on the test set: MAP@5, NDCG@5, Recall@5 (R@5), MAP@10, NDCG@10, and Recall@10 (R@10), where NDCG@10 was also used for the selection of hyperparameters on the validation set. All metrics were calculated using `pytrec-eval-terrier`.

<sup>2</sup> <https://github.com/nju-websoft/DSEBench>

These metrics rely on gold-standard labels. Recall that each triple  $(q, D_t, d_c)$  annotated in DSEBench is associated with two dataset-level judgments: the relevance of the candidate dataset  $d_c$  to the query  $q$  and the similarity of  $d_c$  to the target datasets in  $D_t$ , both in the range of  $\{0, 1, 2\}$ . Following the task definition of DSE, since query relevance and target similarity are indispensable, their product was taken as the gold-standard graded label of  $(q, D_t, d_c)$  in the range of  $\{0, 1, 2, 4\}$  to ensure that  $d_c$  receives a high overall score only if it is highly relevant to  $q$  and highly similar to  $D_t$ ; a low score in either aspect would significantly penalize the overall score. Note that query relevance and target similarity can also be combined in other reasonable ways, such as their harmonic mean.

### 4.3 Benchmarking Retrieval Models

**Retrievers.** We adapted and evaluated seven representative retrieval models:

- unsupervised models, including lexical models **BM25** and **TF-IDF**, and dense models **BGE** (`bge-large-en-v1.5`) [42] and **GTE** (`gte-large`) [24];
- supervised models, including **DPR** [20] (bi-encoder), **ColBERTv2** [37] (late interaction), and **coCondenser** [18] (specialized pre-training).

We also evaluated a classic RF method by adapting it to the DSE task:

- Rocchio [35] uses target datasets as positive feedback (**Rocchio-P**) or also infers negative feedback from non-target datasets (**Rocchio-PN**) [31].

**Implementation Details.** Following the implementation in Section 3.3, we concatenated all fields to construct pseudo-documents as dataset representations. The query was expanded with the pseudo-documents of target datasets.

The supervised models were evaluated in three configurations: **not fine-tuned**, **fine-tuned with the five-fold split**, and **fine-tuned with the annotator split**, as defined in Section 4.1. Since fine-tuning requires binary labels, we mapped the gold-standard graded scores in the range of  $\{0, 1, 2, 4\}$  to binary labels: positive or zero. For BERT-based models, we set their maximum length of the input sequence to 512 tokens. During fine-tuning, we performed grid search to select learning rate from  $\{1e-5, 5e-6\}$  and batch size from  $\{8, 16\}$ . As a result, with the five-fold split, we selected a learning rate of  $1e-5$  and a batch size of 8 for DPR, and a learning rate of  $1e-5$  and a batch size of 16 for ColBERTv2 and coCondenser. With the annotator split, we selected a learning rate of  $1e-5$  and a batch size of 16 for DPR, and a learning rate of  $1e-5$  and a batch size of 8 for ColBERTv2 and coCondenser. For RF methods, the weights to combine the vector representations of the original query, positive feedback, and negative feedback to refine the query vector were 1.0, 0.75, and 0.15, respectively.

**Evaluation Results.** We evaluated the highest-ranked datasets retrieved by each model from the full corpus of 46,615 datasets. Table 4 presents the results. Among unsupervised models, dense models (BGE and GTE) outperform lexical models (BM25 and TF-IDF). For supervised models, fine-tuning yields substantial gains. The performance difference between the five-fold and annotator splits

Table 4: Evaluation Results of Retrieval Models

	MAP@5	@10	NDCG@5	@10	R@5	@10
<i>Unsupervised Models</i>						
BM25	0.0982	0.1739	0.3059	0.3416	0.1705	0.2769
TF-IDF	0.0921	0.1615	0.2971	0.3227	0.1572	0.2576
BGE	0.1045	0.1834	0.3233	0.3598	0.1756	0.2887
GTE	0.1104	0.1921	0.3267	0.3649	0.1820	0.2983
<i>Supervised Models (not fine-tuned)</i>						
DPR	0.1072	0.1757	0.3248	0.3472	0.1706	0.2695
ColBERTv2	0.1072	0.1799	0.3206	0.3510	0.1687	0.2720
coCondenser	0.1029	0.1671	0.3142	0.3326	0.1597	0.2525
<i>Supervised Models (fine-tuned with the five-fold split)</i>						
DPR	0.1204	0.1929	0.3574	0.3769	0.1833	0.2967
ColBERTv2	0.1247	0.2052	0.3449	0.3779	0.1909	0.3066
coCondenser	<b>0.1387</b>	<b>0.2286</b>	<b>0.3784</b>	<b>0.4147</b>	<b>0.2110</b>	<b>0.3401</b>
<i>Supervised Models (fine-tuned with the annotator split)</i>						
DPR	0.1194	0.1936	0.3551	0.3757	0.1851	0.2914
ColBERTv2	0.1109	0.1925	0.3360	0.3760	0.1800	0.3033
coCondenser	<u>0.1286</u>	<u>0.2238</u>	<u>0.3656</u>	<u>0.4136</u>	<u>0.1979</u>	<u>0.3367</u>
<i>RF Methods</i>						
Rocchio-P	0.1033	0.1782	0.3139	0.3452	0.1713	0.2837
Rocchio-PN	0.1023	0.1773	0.3125	0.3441	0.1696	0.2828

is minimal, suggesting that the *large-scale LLM annotations in DSEBench are almost as effective as human annotations for training*. RF methods slightly improve on the vanilla TF-IDF, but remain inferior to other approaches, highlighting that *adapting RF is insufficient for addressing the complex DSE task*.

#### 4.4 Benchmarking Reranking Models

**Rerankers.** We adapted and evaluated six representative reranking models:

- text-based models, including the state of the art on MTEB’s reranking leaderboard such as **SFR-Embedding-Mistral** [29] and **Stella-en-1.5B-v5** [45], and **BGE-reranker-v2-minicpm-layerwise** [8], a supervised cross-encoder model specifically designed for reranking tasks;
- structure-based models, including **HINormer** [28], a popular heterogeneous Graph Neural Network (GNN), and the state-of-the-art **HHGT** [49], both employing a graph structure representing relationships between datasets [25];
- **LLM**, specifically **GLM-4-Plus** [44], which supports a long context length.

**Implementation Details.** For text-based models, the textual representations of the datasets and queries were constructed in the same way as in Section 4.3. We did not fine-tune SFR and Stella. BGE-reranker was evaluated in

Table 5: Evaluation Results of Reranking Models

	MAP@5	@10	NDCG@5	@10	R@5	@10
<i>Supervised Models (not fine-tuned)</i>						
Stella	0.1180	0.2106	0.3509	0.3981	0.1938	0.3307
SFR	0.1184	0.2090	0.3488	0.3920	0.1940	0.3225
BGE-reranker	0.1170	0.2032	0.3470	0.3877	0.1930	0.3163
<i>Supervised Models (fine-tuned with the five-fold split)</i>						
BGE-reranker	0.1178	0.2085	0.3464	0.3956	0.1914	0.3273
HINormer	0.1009	0.1734	0.3112	0.3407	0.1313	0.2643
HHGT	0.0874	0.1550	0.2781	0.3090	0.1139	0.2333
<i>Supervised Models (fine-tuned with the annotator split)</i>						
BGE-reranker	<u>0.1249</u>	<u>0.2146</u>	<u>0.3665</u>	<u>0.4099</u>	<u>0.1985</u>	<u>0.3347</u>
HINormer	0.0876	0.1617	0.2682	0.3089	0.1142	0.2339
HHGT	0.0816	0.1449	0.2658	0.2977	0.1215	0.2342
<i>LLMs</i>						
LLM (zero-shot)	0.1144	0.1748	0.3130	0.3360	0.1691	0.2652
LLM (one-shot)	0.1154	0.1776	0.3058	0.3327	0.1691	0.2729
LLM (RankLLM)	0.1191	0.2011	0.3506	0.3804	0.1735	0.2910
LLM (multi-layer)	<b>0.1468</b>	<b>0.2398</b>	<b>0.4071</b>	<b>0.4451</b>	<b>0.2093</b>	<b>0.3608</b>

the same way as the supervised models in Section 4.3: with the five-fold split, we selected a learning rate of  $1e-5$  and a batch size of 16; with the annotator split, we selected a learning rate of  $1e-5$  and a batch size of 8.

For structure-based GNN models, we constructed a graph in which the nodes represent datasets and the edges represent relationships between datasets [25]. GNN was performed on this graph to enhance the textual representations of the dataset nodes. To predict the reranking score of a dataset, we fed into a multi-layer perceptron its enhanced node representation and the mean representation of top-20 nodes whose initial textual representations best matched the query. We trained the models with a learning rate of  $1e-4$ , setting the batch size to 64 with the five-fold split and 256 with the annotator split. Regarding the model architecture, we set `num-gnns` = 1 and `num-layers` = 2 for HINormer, and set `L_hop` = 2, `L_type` = 2, and `hops` = 1 for HHGT.

LLM was evaluated in four configurations: **zero-shot** and **one-shot** which directly rerank all datasets, **RankLLM** (**ListwiseRankLLM**) [38] which performs listwise reranking, and **multi-layer** [47] which repeatedly (20 times) divides the datasets into five groups and reranks each group, and then reranks all datasets by their frequency of appearing in the top half of a reranked group.

**Evaluation Results.** We evaluated the highest-ranked datasets after reranking the union of the top-10 datasets retrieved by the models evaluated in Section 4.3. Table 5 presents the results. Among supervised models, BGE-reranker performs better after fine-tuning, particularly with the annotator split, *reinforcing the value of the LLM annotations in DSEBench*. The structure-based mod-

els (HINormer and HHGT) generally underperform compared to BGE-reranker, suggesting that while semantic relationships between datasets may be useful, textual representations remain the dominant signal for DSE. For LLMs, the multi-layer setting achieves the highest scores across all metrics, likely thanks to the robustness of ensemble voting and reduced context length per inference.

## 5 Evaluation of ExDSE

Building on DSE, ExDSE further requires identifying the indicator fields for query relevance and target similarity. We used the test cases in DSEBench to evaluate the explanation methods.

**Evaluation Metric.** The F1 score was used to compare the set of indicator fields identified by an explanation method with the gold standard in DSEBench.

**Explainers.** We adapted and evaluated four post hoc explainers:

- **Feature Ablation**, assessing the importance of a field based on the change in ranking scores after its removal;
- surrogate models, including two popular implementations **LIME** [34] and **SHAP** [27], which train proxy models to estimate field contributions;
- **LLM**, specifically **GLM-4-Air** [44], directly generating indicator fields.

**Implementation Details.** For Feature Ablation, we excluded one field at a time and calculated the ratio of the resulting ranking score to the original score. If the ratio for a field dropped below a threshold of 0.95, we outputted it as an indicator field. If no field met this threshold, we selected the field with the largest score drop as an indicator field.

LIME relies on a binary classifier as a proxy model to approximate the behavior of the retrieval model; we used SVM. Since a dataset has five fields, we set the number of perturbed samples used to train the classifier to a sufficiently large value of 50. Fields with a predicted negative score were outputted as indicator fields. For SHAP, we chose its partition explainer as the explainer algorithm. Fields with a positive Shapley value were outputted as indicator fields.

LLM was evaluated in two configurations: **zero-shot** and **few-shot** which included three verified examples selected from the training cases in DSEBench.

Since most of the explanation methods tested are coupled with the concrete retrieval model, we combined them with each of the retrieval models evaluated in Section 4.3, not including the RF method for its incompatibility.

**Evaluation Results.** Among the top-20 datasets retrieved by a retrieval model, we applied each explanation method to all datasets that have at least one annotated indicator field in DSEBench. Table 6 presents the evaluation results averaged over all such datasets, obtained in a variety of retrieval model and configuration settings: unsupervised BM25, DPR not fine-tuned, coCondenser fine-tuned with the five-fold split, and coCondenser fine-tuned with the annotator split. The results with other retrieval models or configurations exhibit similar patterns, and thus are omitted.

Table 6: Evaluation Results (F1) of Explanation Methods

	Query Relevance				Target Similarity			
	BM25	DPR	coCond. (f.-f.)	coCond. (ann.)	BM25	DPR	coCond. (f.-f.)	coCond. (ann.)
Feature Ablation	0.4819	0.2806	0.4754	0.4193	0.4750	0.3216	0.3675	0.3351
LIME	0.6325	<u>0.6943</u>	<u>0.6960</u>	<u>0.7100</u>	0.7562	0.7650	<u>0.7761</u>	<u>0.7529</u>
SHAP	<u>0.6507</u>	0.6718	0.6761	0.6894	<b>0.7835</b>	<b>0.8201</b>	<b>0.8007</b>	<b>0.7899</b>
LLM (zero-shot)	0.6455	0.6492	0.6351	0.6334	0.7315	0.7450	0.7264	0.7121
LLM (few-shot)	<b>0.7246</b>	<b>0.7316</b>	<b>0.7218</b>	<b>0.7239</b>	<u>0.7647</u>	<u>0.7757</u>	0.7637	0.7508

Note: DPR = DPR (not fine-tuned); coCond. (f.-f.) = coCondenser (fine-tuned with the five-fold split); coCond. (ann.) = coCondenser (fine-tuned with the annotator split).

Table 7: Field Preferences of Explanation Methods

Field Preferences by Frequency	
Feature Ablation	<b>description</b> > <b>title</b> > <b>summary</b> > <b>tags</b> > <b>author</b>
LIME	<b>description</b> > <b>tags</b> > <b>title</b> > <b>summary</b> > <b>author</b>
SHAP	<b>description</b> > <b>summary</b> > <b>title</b> > <b>tags</b> > <b>author</b>
LLM (zero-shot)	<b>description</b> > <b>tags</b> > <b>summary</b> > <b>title</b> > <b>author</b>
LLM (few-shot)	<b>description</b> > <b>tags</b> > <b>title</b> > <b>summary</b> > <b>author</b>

Feature Ablation consistently performs worst, suggesting that simple field exclusion is ineffective for ExDSE. Between surrogate models, SHAP outperforms LIME (and all others) in identifying indicator fields for target similarity, likely because of the robustness of its Shapley value theory compared to LIME’s sampling mechanism. LLM performs significantly better in the few-shot setting, exceeding other methods in identifying indicator fields for query relevance.

Table 7 shows the general field preferences of each explanation method, where the fields are ordered by their frequency of being identified as an indicator field. All methods prioritize **description**, likely due to its rich information. In contrast, **author** is rarely selected. In particular, the extracted content **summary** has a selection frequency comparable to key metadata such as **title** and **tags**, *confirming the utility of content summaries in ExDSE*.

## 6 Conclusions

This paper investigates DSE, a composite IR task that generalizes two established dataset search paradigms: keyword-based search and similarity-based discovery. To advance research in this area, we introduce and release DSEBench, the first dedicated test collection for DSE, comprising high-quality human-annotated test cases alongside a large set of LLM-annotated training cases, supporting the evaluation of both unsupervised and supervised methods. The annotations encompass not only query relevance and target similarity of datasets in DSE, but

also indicator fields that serve as explanations, thereby supporting ExDSE evaluation. Using DSEBench, we adapt a variety of existing retrieval, reranking, and explanation methods and evaluate their performance to establish comprehensive baselines for future comparative research.

**Impact.** DSEBench has significant potential across diverse research communities, including the Semantic Web [11,25,13], databases [7,32], and IR [5,10,48], where dataset search has been a long-standing focus. By supporting the dual tasks of DSE and ExDSE, DSEBench is positioned to serve as a reusable test collection to advance future research in retrieval and explanation techniques. This, in turn, can enhance the findability, interoperability, and reuse of open datasets on the Web—especially in the context of RDF datasets—contributing to a more open and interconnected data ecosystem.

**Reusability.** Our test collection has been made openly available on Zenodo, while the source code for the adapted baseline methods has been released on GitHub. Both repositories are accompanied by comprehensive documentation, usage examples, and ready-to-run scripts to facilitate seamless adoption.

**Maintenance Plan.** Although our current LLM-annotated training cases have demonstrated promising utility in the experiments, we plan to continuously supplement these with additional manually annotated cases. To encourage a broader adoption of DSEBench, we will also submit proposals to host a dedicated challenge at ISWC or a shared task at an IR conference focused on DSE and/or ExDSE. Additionally, while the present version of DSEBench builds on the NTCIR test collection, we intend to extend its coverage by adapting other relevant test collections—especially those centered on RDF datasets [26,12]—using a similar methodology in future iterations.

**Limitations.** DSEBench has the following limitations, which we plan to address in future work. First, the queries in DSEBench are each associated with only a single target dataset. A more general evaluation setting for DSE should accommodate queries with multiple target datasets. However, constructing such test cases requires identifying a larger set of datasets known to be relevant to each query, which would reduce the total number of test cases that can be feasibly built under current constraints. Second, our pooling methods simply expand the original query by concatenating it with the fields of the target datasets to retrieve. Given the dual nature of DSE, it may be necessary to assess query relevance and target similarity separately—an objective we propose for future research into dedicated methods. Third, our annotations for target similarity rely on a general, context-agnostic notion of similarity between datasets. In practice, the criteria for judging similarity in DSE may vary depending on specific user contexts, reflecting more nuanced information needs and evaluation scenarios.

**Use of Generative AI.** In Section 3.5, we detail the use of GLM for data annotation. The paper text was also refined with the assistance of DeepSeek.

**Acknowledgements.** This work was supported by the National Science and Technology Innovation 2030 Major Program (2025ZD0544900).

## References

1. Anand, A., Lyu, L., Idahl, M., Wang, Y., Wallat, J., Zhang, Z.: Explainable information retrieval: A survey. CoRR **abs/2211.02405** (2022). <https://doi.org/10.48550/ARXIV.2211.02405>, <https://doi.org/10.48550/arXiv.2211.02405>
2. Anand, A., Saha, S., V, V.: Explainable information retrieval. In: Hauff, C., Macdonald, C., Jannach, D., Kazai, G., Nardini, F.M., Pinelli, F., Silvestri, F., Tonellotto, N. (eds.) *Advances in Information Retrieval - 47th European Conference on Information Retrieval, ECIR 2025, Lucca, Italy, April 6-10, 2025, Proceedings, Part V. Lecture Notes in Computer Science*, vol. 15576, pp. 254–261. Springer, Heidelberg (2025). [https://doi.org/10.1007/978-3-031-88720-8\\_40](https://doi.org/10.1007/978-3-031-88720-8_40), [https://doi.org/10.1007/978-3-031-88720-8\\_40](https://doi.org/10.1007/978-3-031-88720-8_40)
3. Barcellos, R., Bernardini, F.C., Viterbo, J.: Towards defining data interpretability in open data portals: Challenges and research opportunities. *Inf. Syst.* **106**, 101961 (2022). <https://doi.org/10.1016/J.IS.2021.101961>, <https://doi.org/10.1016/j.is.2021.101961>
4. Bogatu, A., Fernandes, A.A.A., Paton, N.W., Konstantinou, N.: Dataset discovery in data lakes. In: *36th IEEE International Conference on Data Engineering, ICDE 2020, Dallas, TX, USA, April 20-24, 2020*. pp. 709–720. IEEE, New York, NY, USA (2020). <https://doi.org/10.1109/ICDE48307.2020.00067>, <https://doi.org/10.1109/ICDE48307.2020.00067>
5. Brickley, D., Burgess, M., Noy, N.F.: Google dataset search: Building a search engine for datasets in an open web ecosystem. In: Liu, L., White, R.W., Mantrach, A., Silvestri, F., McAuley, J.J., Baeza-Yates, R., Zia, L. (eds.) *The World Wide Web Conference, WWW 2019, San Francisco, CA, USA, May 13-17, 2019*. pp. 1365–1375. ACM, New York, NY, USA (2019). <https://doi.org/10.1145/3308558.3313685>, <https://doi.org/10.1145/3308558.3313685>
6. Castelo, S., Rampin, R., Santos, A.S.R., Bessa, A., Chirigati, F., Freire, J.: Auctus: A dataset search engine for data discovery and augmentation. *Proc. VLDB Endow.* **14**(12), 2791–2794 (2021). <https://doi.org/10.14778/3476311.3476346>, <http://www.vldb.org/pvldb/vol14/p2791-castelo.pdf>
7. Chapman, A., Simperl, E., Koesten, L., Konstantinidis, G., Ibáñez, L., Kacprzak, E., Groth, P.: Dataset search: a survey. *VLDB J.* **29**(1), 251–272 (2020). <https://doi.org/10.1007/S00778-019-00564-X>
8. Chen, J., Xiao, S., Zhang, P., Luo, K., Lian, D., Liu, Z.: Bge m3-embedding: Multi-lingual, multi-functionality, multi-granularity text embeddings through self-knowledge distillation (2023)
9. Chen, J., Wang, X., Cheng, G., Kharlamov, E., Qu, Y.: Towards more usable dataset search: From query characterization to snippet generation. In: Zhu, W., Tao, D., Cheng, X., Cui, P., Rundensteiner, E.A., Carmel, D., He, Q., Yu, J.X. (eds.) *Proceedings of the 28th ACM International Conference on Information and Knowledge Management, CIKM 2019, Beijing, China, November 3-7, 2019*. pp. 2445–2448. ACM, New York, NY, USA (2019). <https://doi.org/10.1145/3357384.3358096>, <https://doi.org/10.1145/3357384.3358096>
10. Chen, Q., Chen, J., Zhou, X., Cheng, G.: Enhancing dataset search with compact data snippets. In: Yang, G.H., Wang, H., Han, S., Hauff, C., Zuccon, G., Zhang, Y. (eds.) *Proceedings of the 47th International ACM SIGIR Conference on Research and Development in Information Retrieval, SIGIR 2024, Washington DC, USA, July 14-18, 2024*. pp. 1093–1103. ACM, New York, NY, USA (2024). <https://doi.org/10.1145/3626772.3657837>, <https://doi.org/10.1145/3626772.3657837>



11. Chen, Q., Huang, Z., Zhang, Z., Luo, W., Lin, T., Shi, Q., Cheng, G.: Dense re-ranking with weak supervision for RDF dataset search. In: Payne, T.R., Prestutti, V., Qi, G., Poveda-Villalón, M., Stoilos, G., Hollink, L., Kaoudi, Z., Cheng, G., Li, J. (eds.) *The Semantic Web - ISWC 2023 - 22nd International Semantic Web Conference*, Athens, Greece, November 6-10, 2023, Proceedings, Part I. *Lecture Notes in Computer Science*, vol. 14265, pp. 23–40. Springer, Heidelberg (2023). [https://doi.org/10.1007/978-3-031-47240-4\\_2](https://doi.org/10.1007/978-3-031-47240-4_2), [https://doi.org/10.1007/978-3-031-47240-4\\_2](https://doi.org/10.1007/978-3-031-47240-4_2)
12. Chen, Q., Luo, W., Huang, Z., Lin, T., Wang, X., Soyulu, A., Ell, B., Zhou, B., Kharlamov, E., Cheng, G.: ACORDAR 2.0: A test collection for ad hoc dataset retrieval with densely pooled datasets and question-style queries. In: Yang, G.H., Wang, H., Han, S., Hauff, C., Zuccon, G., Zhang, Y. (eds.) *Proceedings of the 47th International ACM SIGIR Conference on Research and Development in Information Retrieval, SIGIR 2024, Washington DC, USA, July 14-18, 2024*. pp. 303–312. ACM, New York, NY, USA (2024). <https://doi.org/10.1145/3626772.3657866>, <https://doi.org/10.1145/3626772.3657866>
13. Chen, Q., Zhou, X., Zhang, Z., Cheng, G.: DUNKS: chunking and summarizing large and heterogeneous data for dataset search. In: Demartini, G., Hose, K., Acosta, M., Palmonari, M., Cheng, G., Skaf-Molli, H., Ferranti, N., Hernández, D., Hogan, A. (eds.) *The Semantic Web - ISWC 2024 - 23rd International Semantic Web Conference*, Baltimore, MD, USA, November 11-15, 2024, Proceedings, Part II. *Lecture Notes in Computer Science*, vol. 15232, pp. 78–97. Springer (2024). [https://doi.org/10.1007/978-3-031-77850-6\\_5](https://doi.org/10.1007/978-3-031-77850-6_5), [https://doi.org/10.1007/978-3-031-77850-6\\_5](https://doi.org/10.1007/978-3-031-77850-6_5)
14. Chen, Z., Zhang, S., Davison, B.D.: WTR: A test collection for web table retrieval. In: Diaz, F., Shah, C., Suel, T., Castells, P., Jones, R., Sakai, T. (eds.) *SIGIR '21: The 44th International ACM SIGIR Conference on Research and Development in Information Retrieval, Virtual Event, Canada, July 11-15, 2021*. pp. 2514–2520. ACM, New York, NY, USA (2021). <https://doi.org/10.1145/3404835.3463260>, <https://doi.org/10.1145/3404835.3463260>
15. Deng, Y., Chai, C., Cao, L., Yuan, Q., Chen, S., Yu, Y., Sun, Z., Wang, J., Li, J., Cao, Z., Jin, K., Zhang, C., Jiang, Y., Zhang, Y., Wang, Y., Yuan, Y., Wang, G., Tang, N.: Lakebench: A benchmark for discovering joinable and unionable tables in data lakes. *Proc. VLDB Endow.* **17**(8), 1925–1938 (2024). <https://doi.org/10.14778/3659437.3659448>, <https://www.vldb.org/pvldb/vol17/p1925-chai.pdf>
16. Fang, J., Mitra, P., Tang, Z., Giles, C.L.: Table header detection and classification. In: Hoffmann, J., Selman, B. (eds.) *Proceedings of the Twenty-Sixth AAAI Conference on Artificial Intelligence*, July 22-26, 2012, Toronto, Ontario, Canada. pp. 599–605. AAAI Press, Washington, D.C., USA (2012). <https://doi.org/10.1609/AAAI.V26I1.8206>, <https://doi.org/10.1609/aaai.v26i1.8206>
17. Fernandez, R.C., Abedjan, Z., Koko, F., Yuan, G., Madden, S., Stonebraker, M.: Aurum: A data discovery system. In: *34th IEEE International Conference on Data Engineering, ICDE 2018, Paris, France, April 16-19, 2018*. pp. 1001–1012. IEEE Computer Society, New York, NY, USA (2018). <https://doi.org/10.1109/ICDE.2018.00094>, <https://doi.org/10.1109/ICDE.2018.00094>
18. Gao, L., Callan, J.: Unsupervised corpus aware language model pre-training for dense passage retrieval. In: Muresan, S., Nakov, P., Villavicencio, A. (eds.) *Proceedings of the 60th Annual Meeting of the Association for Computational Linguistics (Volume 1: Long Papers)*, ACL 2022, Dublin, Ireland, May 22-27, 2022. pp. 2843–2853. Association for Computational Linguistics, Stroudsburg, PA, USA

- (2022). <https://doi.org/10.18653/V1/2022.ACL-LONG.203>, <https://doi.org/10.18653/v1/2022.acl-long.203>
19. Jagerman, R., Zhuang, H., Qin, Z., Wang, X., Bendersky, M.: Query expansion by prompting large language models. CoRR **abs/2305.03653** (2023). <https://doi.org/10.48550/ARXIV.2305.03653>, <https://doi.org/10.48550/arXiv.2305.03653>
  20. Karpukhin, V., Oguz, B., Min, S., Lewis, P., Wu, L., Edunov, S., Chen, D., Yih, W.t.: Dense passage retrieval for open-domain question answering. In: Proceedings of the 2020 Conference on Empirical Methods in Natural Language Processing (EMNLP). pp. 6769–6781. Association for Computational Linguistics, Stroudsburg, PA, USA (Nov 2020). <https://doi.org/10.18653/v1/2020.emnlp-main.550>, <https://www.aclweb.org/anthology/2020.emnlp-main.550>
  21. Kato, M.P., Ohshima, H., Liu, Y.H., Chen, H.L.: A test collection for ad-hoc dataset retrieval. In: Proceedings of the 44th International ACM SIGIR Conference on Research and Development in Information Retrieval. p. 2450–2456. SIGIR '21, Association for Computing Machinery, New York, NY, USA (2021). <https://doi.org/10.1145/3404835.3463261>
  22. Kolyada, N., Potthast, M., Stein, B.: A test collection for dataset retrieval. In: Hauff, C., Macdonald, C., Jannach, D., Kazai, G., Nardini, F.M., Pinelli, F., Silvestri, F., Tonello, N. (eds.) Advances in Information Retrieval - 47th European Conference on Information Retrieval, ECIR 2025, Lucca, Italy, April 6-10, 2025, Proceedings, Part III. Lecture Notes in Computer Science, vol. 15574, pp. 372–380. Springer, Heidelberg (2025). [https://doi.org/10.1007/978-3-031-88714-7\\_36](https://doi.org/10.1007/978-3-031-88714-7_36), [https://doi.org/10.1007/978-3-031-88714-7\\_36](https://doi.org/10.1007/978-3-031-88714-7_36)
  23. Lewis, M., Liu, Y., Goyal, N., Ghazvininejad, M., Mohamed, A., Levy, O., Stoyanov, V., Zettlemoyer, L.: BART: denoising sequence-to-sequence pre-training for natural language generation, translation, and comprehension. CoRR **abs/1910.13461** (2019), <http://arxiv.org/abs/1910.13461>
  24. Li, Z., Zhang, X., Zhang, Y., Long, D., Xie, P., Zhang, M.: Towards general text embeddings with multi-stage contrastive learning. arXiv preprint arXiv:2308.03281 (2023)
  25. Lin, K., Alrashed, T., Noy, N.F.: Relationships are complicated! an analysis of relationships between datasets on the web. In: Demartini, G., Hose, K., Acosta, M., Palmonari, M., Cheng, G., Skaf-Molli, H., Ferranti, N., Hernández, D., Hogan, A. (eds.) The Semantic Web - ISWC 2024 - 23rd International Semantic Web Conference, Baltimore, MD, USA, November 11-15, 2024, Proceedings, Part I. Lecture Notes in Computer Science, vol. 15231, pp. 47–66. Springer (2024). [https://doi.org/10.1007/978-3-031-77844-5\\_3](https://doi.org/10.1007/978-3-031-77844-5_3), [https://doi.org/10.1007/978-3-031-77844-5\\_3](https://doi.org/10.1007/978-3-031-77844-5_3)
  26. Lin, T., Chen, Q., Cheng, G., Soylu, A., Ell, B., Zhao, R., Shi, Q., Wang, X., Gu, Y., Kharlamov, E.: ACORDAR: A test collection for ad hoc content-based (RDF) dataset retrieval. In: Amigó, E., Castells, P., Gonzalo, J., Carterette, B., Culpepper, J.S., Kazai, G. (eds.) SIGIR '22: The 45th International ACM SIGIR Conference on Research and Development in Information Retrieval, Madrid, Spain, July 11 - 15, 2022. pp. 2981–2991. ACM, New York, NY, USA (2022). <https://doi.org/10.1145/3477495.3531729>, <https://doi.org/10.1145/3477495.3531729>
  27. Lundberg, S.M., Nair, B., Vavilala, M.S., Horibe, M., Eisses, M.J., Adams, T., Liston, D.E., Low, D.K.W., Newman, S.F., Kim, J., et al.: Explainable machine-learning predictions for the prevention of hypoxaemia during surgery. Nature Biomedical Engineering **2**(10), 749 (2018)

28. Mao, Q., Liu, Z., Liu, C., Sun, J.: Hinormer: Representation learning on heterogeneous information networks with graph transformer. In: Ding, Y., Tang, J., Sequeda, J.F., Aroyo, L., Castillo, C., Houben, G. (eds.) *Proceedings of the ACM Web Conference 2023, WWW 2023, Austin, TX, USA, 30 April 2023 - 4 May 2023*. pp. 599–610. ACM (2023). <https://doi.org/10.1145/3543507.3583493>, <https://doi.org/10.1145/3543507.3583493>
29. Meng, R., Liu, Y., Joty, S.R., Xiong, C., Zhou, Y., Yavuz, S.: Sfr-embedding-mistral: enhance text retrieval with transfer learning. *Salesforce AI Research Blog* (2024), <https://blog.salesforceairesearch.com/sfr-embedded-mistral/>
30. Nargesian, F., Zhu, E., Pu, K.Q., Miller, R.J.: Table union search on open data. *Proc. VLDB Endow.* **11**(7), 813–825 (2018). <https://doi.org/10.14778/3192965.3192973>, <http://www.vldb.org/pvldb/vol11/p813-nargesian.pdf>
31. Oosterhuis, H., de Rijke, M.: Differentiable unbiased online learning to rank. In: Cuzzocrea, A., Allan, J., Paton, N.W., Srivastava, D., Agrawal, R., Broder, A.Z., Zaki, M.J., Candan, K.S., Labrinidis, A., Schuster, A., Wang, H. (eds.) *Proceedings of the 27th ACM International Conference on Information and Knowledge Management, CIKM 2018, Torino, Italy, October 22–26, 2018*. pp. 1293–1302. ACM, New York, NY, USA (2018). <https://doi.org/10.1145/3269206.3271686>, <https://doi.org/10.1145/3269206.3271686>
32. Paton, N.W., Chen, J., Wu, Z.: Dataset discovery and exploration: A survey. *ACM Comput. Surv.* **56**(4), 102:1–102:37 (2024). <https://doi.org/10.1145/3626521>, <https://doi.org/10.1145/3626521>
33. Raffel, C., Shazeer, N., Roberts, A., Lee, K., Narang, S., Matena, M., Zhou, Y., Li, W., Liu, P.J.: Exploring the limits of transfer learning with a unified text-to-text transformer. *Journal of Machine Learning Research* **21**(140), 1–67 (2020), <http://jmlr.org/papers/v21/20-074.html>
34. Ribeiro, M.T., Singh, S., Guestrin, C.: "why should I trust you?": Explaining the predictions of any classifier. In: *Proceedings of the 22nd ACM SIGKDD International Conference on Knowledge Discovery and Data Mining, San Francisco, CA, USA, August 13–17, 2016*. pp. 1135–1144. New York, NY, USA (2016)
35. Rocchio Jr, J.J.: Relevance feedback in information retrieval. *The SMART retrieval system: experiments in automatic document processing* (1971)
36. Salton, G., Buckley, C.: Improving retrieval performance by relevance feedback. *J. Am. Soc. Inf. Sci.* **41**(4), 288–297 (1990). [https://doi.org/10.1002/\(SICI\)1097-4571\(199006\)41:4<288::AID-ASI8>3.0.CO;2-H](https://doi.org/10.1002/(SICI)1097-4571(199006)41:4<288::AID-ASI8>3.0.CO;2-H), [https://doi.org/10.1002/\(SICI\)1097-4571\(199006\)41:4<288::AID-ASI8>3.0.CO;2-H](https://doi.org/10.1002/(SICI)1097-4571(199006)41:4<288::AID-ASI8>3.0.CO;2-H)
37. Santhanam, K., Khattab, O., Saad-Falcon, J., Potts, C., Zaharia, M.: Colbertv2: Effective and efficient retrieval via lightweight late interaction. In: Carpuat, M., de Marneffe, M., Ruíz, I.V.M. (eds.) *Proceedings of the 2022 Conference of the North American Chapter of the Association for Computational Linguistics: Human Language Technologies, NAACL 2022, Seattle, WA, United States, July 10–15, 2022*. pp. 3715–3734. Association for Computational Linguistics, Stroudsburg, PA, USA (2022). <https://doi.org/10.18653/V1/2022.NAACL-MAIN.272>, <https://doi.org/10.18653/v1/2022.naacl-main.272>
38. Sharifmoghaddam, S., Pradeep, R., Slavescu, A., Nguyen, R., Xu, A., Chen, Z., Zhang, Y., Chen, Y., Xian, J., Lin, J.: Rankllm: A python package for reranking with llms. In: Ferro, N., Maistro, M., Pasi, G., Alonso, O., Trotman, A., Verberne, S. (eds.) *Proceedings of the 48th International ACM SIGIR Conference on Research and Development in Information Retrieval, SIGIR 2025, Padua, Italy, July 13–18,*

2025. pp. 3681–3690. ACM, New York, NY, USA (2025). <https://doi.org/10.1145/3726302.3730331>, <https://doi.org/10.1145/3726302.3730331>
39. de Souza Silva, L., Barbosa, L.: Improving dense retrieval models with LLM augmented data for dataset search. *Knowl. Based Syst.* **294**, 111740 (2024). <https://doi.org/10.1016/J.KNOSYS.2024.111740>, <https://doi.org/10.1016/j.knosys.2024.111740>
  40. Wang, L., Yang, N., Wei, F.: Query2doc: Query expansion with large language models. In: Bouamor, H., Pino, J., Bali, K. (eds.) *Proceedings of the 2023 Conference on Empirical Methods in Natural Language Processing, EMNLP 2023*, Singapore, December 6–10, 2023. pp. 9414–9423. Association for Computational Linguistics, Stroudsburg, PA, USA (2023). <https://doi.org/10.18653/V1/2023.EMNLP-MAIN.585>, <https://doi.org/10.18653/v1/2023.emnlp-main.585>
  41. Wang, X., Lin, T., Luo, W., Cheng, G., Qu, Y.: CKGSE: A prototype search engine for chinese knowledge graphs. *Data Intell.* **4**(1), 41–65 (2022). [https://doi.org/10.1162/DINT\\_A\\_00118](https://doi.org/10.1162/DINT_A_00118), [https://doi.org/10.1162/dint\\_a\\_00118](https://doi.org/10.1162/dint_a_00118)
  42. Xiao, S., Liu, Z., Zhang, P., Muennighoff, N.: C-pack: Packaged resources to advance general chinese embedding (2023)
  43. Yu, H., Xiong, C., Callan, J.: Improving query representations for dense retrieval with pseudo relevance feedback. In: Demartini, G., Zuccon, G., Culpepper, J.S., Huang, Z., Tong, H. (eds.) *CIKM '21: The 30th ACM International Conference on Information and Knowledge Management*, Virtual Event, Queensland, Australia, November 1 – 5, 2021. pp. 3592–3596. ACM, New York, NY, USA (2021). <https://doi.org/10.1145/3459637.3482124>, <https://doi.org/10.1145/3459637.3482124>
  44. Zeng, A., Xu, B., Wang, B., Zhang, C., Yin, D., Rojas, D., Feng, G., Zhao, H., Lai, H., Yu, H., Wang, H., Sun, J., Zhang, J., Cheng, J., Gui, J., Tang, J., Zhang, J., Li, J., Zhao, L., Wu, L., Zhong, L., Liu, M., Huang, M., Zhang, P., Zheng, Q., Lu, R., Duan, S., Zhang, S., Cao, S., Yang, S., Tam, W.L., Zhao, W., Liu, X., Xia, X., Zhang, X., Gu, X., Lv, X., Liu, X., Liu, X., Yang, X., Song, X., Zhang, X., An, Y., Xu, Y., Niu, Y., Yang, Y., Li, Y., Bai, Y., Dong, Y., Qi, Z., Wang, Z., Yang, Z., Du, Z., Hou, Z., Wang, Z.: Chatglm: A family of large language models from GLM-130B to GLM-4 all tools. *CoRR abs/2406.12793* (2024). <https://doi.org/10.48550/ARXIV.2406.12793>, <https://doi.org/10.48550/arXiv.2406.12793>
  45. Zhang, D., Li, J., Zeng, Z., Wang, F.: Jasper and stella: distillation of sota embedding models (2025), <https://arxiv.org/abs/2412.19048>
  46. Zhang, S., Balog, K.: Ad hoc table retrieval using semantic similarity. In: Champin, P., Gandon, F., Lalmas, M., Ipeirotis, P.G. (eds.) *Proceedings of the 2018 World Wide Web Conference on World Wide Web, WWW 2018*, Lyon, France, April 23–27, 2018. pp. 1553–1562. ACM, New York, NY, USA (2018). <https://doi.org/10.1145/3178876.3186067>, <https://doi.org/10.1145/3178876.3186067>
  47. Zhang, W., Gui, L., Procter, R., He, Y.: Multi-layer ranking with large language models for news source recommendation. In: Yang, G.H., Wang, H., Han, S., Hauff, C., Zuccon, G., Zhang, Y. (eds.) *Proceedings of the 47th International ACM SIGIR Conference on Research and Development in Information Retrieval, SIGIR 2024*, Washington DC, USA, July 14–18, 2024. pp. 2537–2542. ACM, New York, NY, USA (2024). <https://doi.org/10.1145/3626772.3657966>, <https://doi.org/10.1145/3626772.3657966>
  48. Zhou, X., Chen, Q., Chen, J., Cheng, G.:  $\mu$ ds: Multi-objective data snippet extraction for dataset search. In: Ferro, N., Maistro, M., Pasi, G., Alonso, O., Trotman, A., Verberne, S. (eds.) *Proceedings of the 48th International ACM*

- SIGIR Conference on Research and Development in Information Retrieval, SIGIR 2025, Padua, Italy, July 13-18, 2025. pp. 116–126. ACM, New York, NY, USA (2025). <https://doi.org/10.1145/3726302.3730120>, <https://doi.org/10.1145/3726302.3730120>
49. Zhu, Q., Zhang, L., Xu, Q., Liu, K., Long, C., Wang, X.: HHGT: hierarchical heterogeneous graph transformer for heterogeneous graph representation learning. In: Nejdl, W., Auer, S., Cha, M., Moens, M., Najork, M. (eds.) Proceedings of the Eighteenth ACM International Conference on Web Search and Data Mining, WSDM 2025, Hannover, Germany, March 10-14, 2025. pp. 318–326. ACM (2025). <https://doi.org/10.1145/3701551.3703511>, <https://doi.org/10.1145/3701551.3703511>