

DSEBench: A Test Collection for Explainable Dataset Search with Examples

Qing Shi¹, Jing He¹, Qiaosheng Chen, Gong Cheng*

State Key Laboratory for Novel Software Technology, Nanjing University, 163 Xianlin Avenue, Nanjing, 210023, Jiangsu, China

Abstract

Dataset search has been an established information retrieval task. Current paradigms either retrieve datasets that are relevant to a keyword query or find datasets that are similar to an input target dataset. To allow for their combined specification of information needs, in this article, we investigate the more generalized task of Dataset Search with Examples (DSE) and further extend it to Explainable DSE that requires identifying the metadata and content fields of a dataset that indicate its relevance to the query and similarity to the target datasets. To facilitate this research, we construct DSEBench, a test collection that provides high-quality dataset- and field-level annotations to enable the evaluation of explainable DSE. We also employ a large language model to generate numerous annotations to be used for training. We establish extensive baselines on DSEBench by adapting and evaluating a variety of sparse, dense, and LLM-based retrieval, reranking, and explanation methods.

Keywords: dataset search, dataset discovery, query by example, explainable information retrieval, test collection

*Corresponding author

Email addresses: qingshi@smail.nju.edu.cn (Qing Shi),
522024330021@smail.nju.edu.cn (Jing He), qschen@smail.nju.edu.cn (Qiaosheng Chen), gcheng@nju.edu.cn (Gong Cheng)

¹These authors contributed equally to this work.

1. Introduction

In the era of open data, the ability to search for useful datasets has become increasingly important. With the proliferation of datasets available from various sources, researchers and practitioners face the challenge of efficiently finding datasets that meet their specific needs. The task of *dataset search* is critical for fields ranging from data science [1] and machine learning [2] to social sciences and public policy, where access to the right data can significantly influence research outcomes and decision-making processes.

Motivation. Existing research mainly follows two paradigms [3]: keyword-based dataset search [4, 5, 6, 7] focuses on retrieving datasets that are *relevant to a query*; similarity-based dataset discovery [8, 9, 10] aims to find datasets that are *similar to an input target dataset* (for example, have similar metadata or content). However, neither approach fully captures the scenarios in which users possess *both* an information need expressed as a query and a few target datasets as examples. Moreover, although explainable information retrieval (IR) is a trending research topic [11], *the explainability in dataset search* remains underexplored. Current systems rarely provide justifications for query relevance or dataset similarity, leaving users without insight into the factors driving retrieval decisions.

Figure 1 illustrates a scenario mentioned above. A user searches for datasets relevant to the query “elementary junior high school students united states” and provides a target dataset “Education and Youth 2010 - Shape” as an example. This target dataset may serve to convey implicit preferences for datasets containing student-level indicators from a specific time period (2010) and an urban educational context. Candidate datasets should be ranked based on both query relevance and target similarity, which are reflected by matched metadata fields in this example. Specifically, the candidate dataset “Student Gender Grade Ethnicity By Neighborhood 2007 2010” is positive because it satisfies both criteria: its relevance to the query is established by terms like “Student” and “Schools” in its metadata fields; its similarity to the target dataset is evident through other fields, such as the year “2010” in its `title` field and the term “education” in its `tags` field. In contrast, there are two types of negative candidates. The first, “Series Information File for the 2018 TIGER/Line Shapefile, Current Elementary School Districts State-based”, is relevant to the query (matched via “Elementary School” and “U.S.”) but is not similar to the target dataset (it contains geographic data, not student indicators). The second, “School Improvement

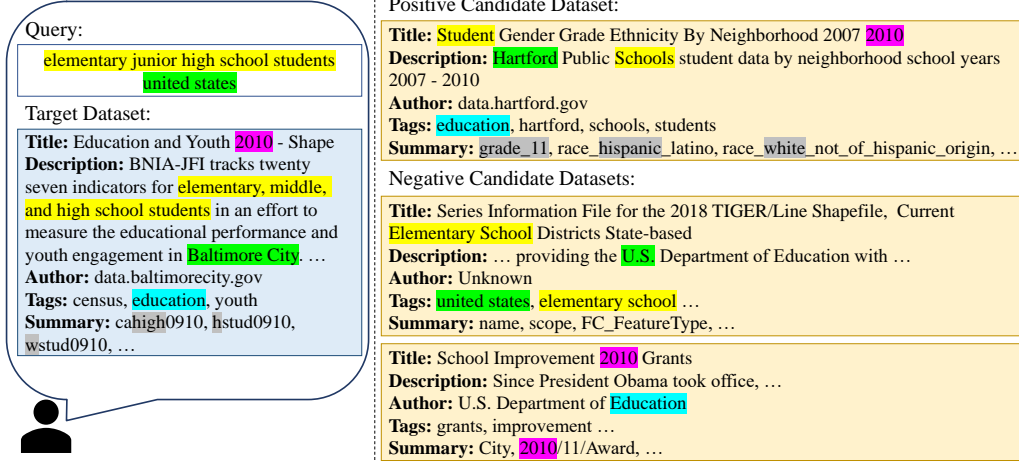


Figure 1: An example of explainable dataset search with examples. On the left, the user submits a query and a target dataset. On the right, the system aims to return the positive candidate datasets that exhibit both relevance to the query (highlighted in yellow and green) and similarity to the target dataset (highlighted in magenta, cyan, and gray), as opposed to negative candidate datasets that are only relevant to the query or only similar to the target dataset. These judgments are supported by specific fields in the metadata.

2010 Grants”, is similar to the target dataset (sharing the year “2010” and the topic “Education”) but is not relevant to the query (it focuses on “grants”, not “students”). Identifying which of the many possible metadata and content fields indicate query relevance and target similarity is key to providing explainable search results.

Task Definition. We formulate the above scenario as follows, which is a generalization of two established tasks: keyword-based dataset search and similarity-based dataset discovery. Given a textual query q and a set D_t of target datasets known to be relevant to the query, *Dataset Search with Examples (DSE)* is to find a list D_c of top-ranked result datasets that are most relevant to q and also similar to the datasets in D_t . As an extension, *Explainable DSE* requires identifying, for each result dataset $d \in D_c$, a subset F_d of its metadata and content fields that indicate d ’s relevance to q and similarity to D_t . For example, for the positive candidate dataset in Figure 1, an explanation F_d may consist of the fields {title, description, tags, summary}, where title and description establish relevance to the query, title, tags, and summary characterize similarity to the target dataset.

Limitations of Existing Test Collections. Research in this setting of

a composite problem is hindered by the lack of test collections. First, current test collections for dataset search [12, 13, 14, 15] are designed for conventional ad hoc dataset retrieval that accepts only a textual query as input. Their evaluation frameworks *cannot seamlessly incorporate target datasets into the input*. Second, these test collections provide only relevance judgments at the dataset level, i.e., to what extent a dataset is relevant to a query. They *lack fine-grained annotations* that indicate which specific fields of a dataset contribute to its relevance or similarity. Third, the number of annotated relevance judgments in existing test collections is limited due to the high cost of human annotation. This *scarcity of labeled data* poses a challenge for model training.

Our Work. The above limitations highlight the critical need for new evaluation efforts to support the evaluation of explainable DSE. As a pioneering work along this research direction, our test collection **DSEBench** constructed in this article is distinguished by the following characteristics.

- We provide high-quality, human-annotated query relevance and target similarity to enable DSE evaluation.
- We provide fine-grained field-level annotations to facilitate the study of explanation methods for explainable DSE.
- We provide a large, filtered set of annotations generated by large language models (LLMs) to be used as training data.
- We present the results of the evaluation of a variety of adapted retrieval, reranking, and explanation models to establish baseline performance on DSEBench.

Code and data are available on GitHub.²

2. Related Work

2.1. Dataset Search Benchmarks

Dataset search research can be broadly categorized into three paradigms: relevance-focused, similarity-focused, and combined approaches. One line of research focuses on *relevance*, retrieving datasets that are textually relevant

²<https://github.com/nju-websoft/DSEBench>

to a user’s query. This is the goal of general-purpose systems such as Google Dataset Search [4] and specialized RDF dataset search engines [16, 17, 18]. Evaluation of such systems is supported by established benchmarks like NT-CIR [12], ACORDAR [13, 14], and a recent collection that matches natural language needs with datasets [15]. WTR [19] focuses on retrieving Web tables. These benchmarks support the evaluation of datasets’ query relevance, but do not consider similarity to the target datasets.

Another line of research, particularly in the database domain, is based on *similarity*, where the goal is to find datasets similar to a given input dataset [3]. For evaluating this task, various test collections have been constructed. For example, LakeBench [20] provides a corpus of tables from a data lake and establishes ground truth for relational tasks such as identifying joinable or unionable table pairs. These test collections primarily support tasks such as the discovery of datasets in data lakes [9, 10] and the retrieval of tables [21, 22, 23]. The evaluation frameworks are consequently table-centric, designed around the relational structure of tables. This focus makes the benchmarks, and the specialized retrieval methods evaluated on them, less applicable to datasets stored in non-tabular formats.

A third emerging paradigm considers *both relevance and similarity*. For example, the Aurum system [24] supports discovering datasets through a combination of keyword search and similarity-based navigation. Although such systems exist, to the best of our knowledge, there is no established benchmark for systematically evaluating systems on this combined task. *This lack of a standard test collection hinders the development and comparison of methods for DSE, a gap that our work aims to fill. Furthermore, existing benchmarks do not provide the annotations necessary to evaluate the explainability, which are offered by our test collection.*

2.2. Explainable Dataset Search

An area related to explainability in dataset search is the generation of dataset snippets [25, 6]. The goal is to create concise, human-readable summaries to help users quickly understand the potentially large content of a dataset. However, these methods focus on summarizing a single dataset in isolation. They are not designed to explain why a dataset is a good match for a specific DSE input by identifying the key fields that establish both relevance to the query and similarity to the target datasets. *Our work is the first to provide a test collection with field-level annotations to directly support the evaluation of this explanation task.*

As defined in our task, explainable DSE requires identifying the specific fields that justify a dataset’s ranking. This can be framed as a feature attribution problem, where the dataset’s fields (e.g., **title**, **description**, **tags**) are features. Consequently, post hoc explanation methods from the broader explainable AI field are applicable [26, 11]. Techniques like LIME [27] and SHAP [28], which attribute a model’s prediction to its input features, can be adapted to identify the indicator fields that contribute the most to a dataset’s relevance and similarity scores, thereby providing the required explanation. Due to the dual criteria (i.e., query relevance and target similarity) that influence the final ranking, explainability becomes paramount in DSE. Users need to understand why a particular dataset is retrieved and ranked highly. *We will adapt these explanation methods to explainable DSE and evaluate their effectiveness.*

2.3. Relevance Feedback

Relevance Feedback (RF) is a classic IR technique that uses user judgments on initially retrieved documents to refine the search query or ranking model [29, 30]. DSE is conceptually similar to RF in that both leverage user-provided examples to guide the search process. In explicit RF, for example, users manually label documents as relevant, which are then used to reformulate the query [31].

Despite this high-level similarity, there are fundamental differences between DSE and RF. First, the user interaction model differs: in DSE, *the query and examples are a single, upfront input*, while RF is an iterative process that begins only after an initial search is performed. Second, the role of the examples is distinct: RF primarily refines the topical representation of the query, while *the target datasets in DSE define a desired profile (e.g., metadata fields such as provenance) that complements topicality*. Despite the differences, it is possible to adapt RF methods to DSE, e.g., by treating the target datasets in DSE as labeled relevant datasets in explicit RF or as clicked datasets in implicit RF. However, as shown in our evaluation, *such naive method adaptation is suboptimal, reflecting the unique challenges of DSE*.

3. Construction of DSEBench

As the first test collection for DSE and explainable DSE, we built DSEBench by adapting NTCIR [12], a popular test collection for keyword-based dataset

search offering 46,615 datasets, 92,930 data files, 192 queries, and 10,536 relevance judgments. We used the English subset of NTCIR, having to exclude its Japanese version due to the lack of language proficiency among our annotators, which would influence annotation quality on Japanese data.

3.1. Datasets

It would be insufficient to only take metadata into account in dataset search. The actual data content is also useful [32]. The datasets in NTCIR offer semi-structured metadata and text-rich data files. These data files contain a wealth of information that is not covered by the metadata, necessitating the use of their content.

3.1.1. Dataset Fields

The metadata fields, along with a content summary of the data files, form the *fields of a dataset*, including four metadata fields that are commonly associated with a dataset provided by its publisher, namely **title**, **description**, **tags**, **author**, and a content field referred to as **summary** which we extracted from the data files (Section 3.1.2). In the remainder of the article, when we refer to a dataset, we indicate these five fields.

3.1.2. Content Summary

The diverse formats and large sizes of the data files make it challenging to digest their information in dataset search. Some data files are formatted in a machine-readable way, such as RDF, but are not easily readable by human annotators. Some files contain so much data that humans find it difficult to quickly locate useful information. This complexity motivates the generation of *content summaries* to aid in the quick comprehension of the content of large data files, allowing the efficient extraction of meaningful insights. They ensure that *the content of a dataset is usable and useful in dataset search, while also maintaining readability for human annotators*. Their effectiveness in improving retrieval accuracy has been demonstrated [25, 6].

To handle different data formats of the files, our summary generation (Section 3.1.3) involved techniques such as text summarization and table header extraction. Specifically, we computed abstracts for unstructured textual files, while for structured and semi-structured data files we extracted their schema information (e.g., table headers or attribute names) since the raw data instances are often too many to be processed in full. This ensures that the main content of the data files is represented in a concise and informative summary.

Table 1: Format Distribution of Data Files

| Data Format | # Files | % |
|-------------|---------|---------|
| PDF | 47,413 | 51.02% |
| TXT | 12,531 | 13.48% |
| HTML | 9,298 | 10.01% |
| CSV | 7,577 | 8.15% |
| XML | 4,549 | 4.90% |
| JSON | 1,940 | 2.09% |
| RDF | 1,484 | 1.60% |
| XLSX, XLS | 1,466 | 1.58% |
| DOCX, DOC | 453 | 0.49% |
| Others | 6,219 | 6.69% |
| Total | 92,930 | 100.00% |

Data Formats. The formats of the data files offered by NTCIR are not always accurate. We checked all files, decompressed the compressed files, and *detected their real formats* using `python-magic`. Detailed statistics on file formats are shown in Table 1.

Format-Specific Summaries. For different data formats, we define their content summaries in format-specific ways.

- **Tabular Files**, i.e. CSV, XLSX, and XLS: Their content summary consists of all *table headers* to provide a concise description of the structure and key attributes of the data.
- **Textual Files**, i.e. PDF, TXT, HTML, DOCX, and DOC: Their content summary is an *abstract of the textual content* that distills key ideas or topics from the text.
- **JSON and XML Files**: The content summary of a JSON file is a set of all *keys* in the data. The content summary of an XML file is a set of all *tags* in the data. These keys and tags give an overview of the structure and data types represented, helping to understand data organization.
- **RDF Files**: The content summary of an RDF file is a set of all *predicates* in the triple-structured data. These predicates represent the core

| | ABC | D | E | F | G | H | I | J | K | L | M |
|---|--|--------------------|--------------------|-------------------|---|--------------------|-------------------|--|--------------------|-------------------|---|
| | Table 1. Number of persons with Social Security (OASDI) taxable earnings, amount taxable, and contributions, by state or other area, sex, and type of earnings, 2016 | | | | | | | | | | |
| 1 | | | | | | | | | | | |
| 2 | | Number | | | Taxable earnings ^a (thousands of dollars) | | | OASDI contributions ^b (thousands of dollars) | | | |
| 3 | State or area, and sex | Total ^c | Wage and salary | Self- employed | Total | Wage and salary | Self- employed | Total | Wage and salary | Self- employed | |
| 4 | All areas | 171,287,999 | 160,016,999 | 19,705,000 | ##### | ##### | 353,026,999 | 826,190,547 | 782,415,199 | 43,775,348 | |
| 5 | Men | 88,710,042 | 82,180,908 | 10,926,344 | ##### | ##### | 234,105,875 | 486,986,536 | 457,957,408 | 29,029,129 | |
| 6 | Women | 82,577,957 | 77,836,092 | 8,778,656 | ##### | ##### | 118,921,124 | 339,204,011 | 324,457,792 | 14,746,219 | |

Figure 2: An example of complex table.

attributes and relations of the entities described, effectively summarizing the data schema without overwhelming the reader with full details of the entities.

- **Other Files**, e.g. HDF: Their content summaries were left empty.

3.1.3. Summary Generation

For different data formats, we implemented different methods for generating content summaries.

For **tabular files**, we analyzed 50 samples and found that 92% of the CSV files use the first row for column headers, allowing accurate rule-based extraction. XLSX and XLS files have more complex table structures that cannot be effectively extracted using simple rules, as illustrated in Figure 2. We followed [33] to extract their headers based on the features inherent in Excel tables. Our evaluation of 100 tabular files reported an overall extraction accuracy of 91%.

For **textual files**, we performed text summarization to distill their content. As a pre-processing step, from PDF files we extracted text using Optical Character Recognition (OCR), and from HTML files we removed HTML tags. Taking into account the large length of some files, we used **bart-large-cnn** [34] for text summarization, which accommodates up to 1,024 input tokens, truncating the remaining text. We set the output length to 300 tokens for a trade-off between retaining sufficient information and ensuring compactness for readability.

For **JSON, XML and RDF files**, their content summaries were easily extracted using **json**, **xml**, and **rdflib**, respectively.

3.2. Test and Training Cases

Recall that the input of an (explainable) DSE task consists of a query q and a set D_t of target datasets that are known to be relevant to the query. Although we could reuse the queries in NTCIR, for each query, we must find at least one relevant dataset as a target dataset to form a complete input (q, D_t) of a DSE task.

3.2.1. Adapted Test and Training Cases

NTCIR contains 192 queries associated with 10,536 relevance judgments where 141 and 1,434 have a graded relevance score of 2 (i.e. highly relevant) and 1 (i.e. partially relevant), respectively. We adapted them as follows.

Test Cases. For each of the 141 query-dataset pairs annotated highly relevant, we kept the query as q and the dataset as a singleton set D_t of target datasets to form the input of a test case for DSE.

Training Cases. For the 1,434 query-dataset pairs annotated partially relevant, we adapted them in an analogous way. However, for quality considerations, we used them to build not test cases but training cases to be used for training supervised retrieval models. In particular, we filtered these query-dataset pairs by removing those where the query or the dataset is also involved in any input of the 141 test cases to *avoid train-test overlap*. After filtering, there remained 672 inputs of training cases for DSE.

3.2.2. Synthetic Training Cases

Since 672 training cases would be insufficient for fine-tuning large models, we synthesized a larger number of training cases from the 45,472 datasets that are not annotated relevant to any query in NTCIR. Considering the unaffordable cost of manually building training cases from this large number of datasets, we relied on the following *model-based approach*.

Synthesization. To construct an input (q, D_t) of a DSE task, for each of the above 45,472 datasets, we concatenated its **title** and **description**, and fed them into a **T5-base** model [35] that was fine-tuned to *generate a query* as q such that the given dataset should be relevant to the generated query and therefore qualified to serve as a singleton set D_t of target datasets. Our fine-tuning used the 141 and 1,434 query-dataset pairs mentioned in Section 3.2.1 that are annotated highly and partially relevant in NTCIR, respectively. We divided them into 80% for training and 20% for validation. We chose the average score of ROUGE-1, ROUGE-2, and ROUGE-L as our validation metric, based on which an optimal learning rate of $1e - 5$ was

selected from $\{1e-6, 5e-6, 1e-5\}$, and a batch size of 8 was selected from $\{8, 16\}$, with training lasting 20 epochs.

Filtering. To improve the quality of the synthetic queries, we applied a rigorous filtering process with requirements on non-triviality, conciseness, and specificity. Specifically, we removed queries that duplicated the title of the dataset, queries with excessive repetition of words, or queries that were too broad and lacked concrete search intent. In addition, we ensured that the generated queries did not overlap with the inputs of the test cases described in Section 3.2.1.

Results. Finally, we kept 3,810 distinct queries generated from 5,065 datasets. Together with those 672 inputs adapted in Section 3.2.1, we prepared 5,737 inputs of training cases for DSE.

3.3. Pooling

It would be impractical to manually judge the relevance and similarity of 46,615 datasets to 141 test queries and 5,737 training queries. Following common practices in IR evaluation, we used the pooling method to reduce the number of judgments required.

Retrievers. For the pooling, we adapted four popular retrievers.

- **BM25** and **TF-IDF** are classic sparse retrieval models.
- **BGE** (`bge-large-en-v1.5`) [36] is a general text embedding model trained on a large corpus of unsupervised English textual data such as Wikipedia.
- **GTE** (`gte-large`) [37] is a general text embedding model trained with multi-stage contrastive learning.

Implementation Details. For each dataset, we concatenated its fields to construct a *pseudo-document* to be indexed in an inverted index for sparse models or in a vector index for dense models. Given the input (q, D_t) of a test or training case for DSE, since the task requires finding datasets relevant to both the query and the target datasets, we concatenated the query q with the pseudo-document of each target dataset $d_t \in D_t$ into an expanded query to retrieve datasets.³ Except for BM25, the other three retrievers calculate the

³To prevent short but important fields from being overlooked by retrieval models, following common practices [38, 39], we repeated the query, the `tags` field, and the `author` field 100 times during concatenation.

cosine similarity between the vector representation of the expanded query and the vector representation of each candidate dataset d_c as d_c 's ranking score. We collected the 20 top-ranked candidate datasets from each retriever.

Results. With four retrievers, for the inputs of 141 test cases, we pooled 7,415 candidate datasets, or 52.59 (q, D_t, d_c) triples per case to be annotated. For the inputs of 5,737 training cases, we pooled 337,976 candidate datasets, or 58.91 triples per case.

3.4. Annotation

To achieve a trade-off between annotation quality and cost, we invited human experts to annotate the 7,415 (q, D_t, d_c) triples from the test cases. The 337,976 triples from the training cases were annotated with an LLM and filtered by quality-oriented heuristics.

3.4.1. Human Annotation

We recruited 24 graduate and senior-year undergraduate students in computer science as annotators. All of them have sufficient experience in dataset search.

Dataset-Level Judgments. Given a triple (q, D_t, d_c) , following the task definition of DSE, an annotator needed to judge how much the candidate dataset d_c is *relevant* to the query q , and how much d_c is *similar* to the target datasets in D_t . In accordance with NTCIR, relevance and similarity were scored using a graded scale:

- 0: irrelevant or dissimilar,
- 1: partially relevant or partially similar,
- 2: highly relevant or highly similar.

Field-Level Judgments. For each partially and highly relevant or similar dataset, the annotator was also required to identify in the candidate dataset *which fields indicate its relevance or similarity*, which can be used in the evaluation of explainable DSE.

Annotation Tool. Annotation was performed using a Web tool as illustrated in Figure 3. To avoid position bias in field judgments, the fields of each dataset were presented in random order.

Task Assignment. To obtain high-quality annotations, we assigned each of the 7,415 (q, D_t, d_c) triples from the test cases to *two independent*

The screenshot displays a web-based tool for dataset annotation. It is divided into two main panels: 'Target dataset' on the left and 'Candidate dataset' on the right. At the top, there is an 'Input query' field containing 'fish largest catch us'. Above the 'Candidate dataset' panel, there are two sliders: 'Query relevance' (set to 0) and 'Target similarity' (set to 1). The 'Target dataset' panel shows details for a dataset titled 'Non-commercial Shore-based Line Fishing Estimated Average Annual Catch of Reef Fish, 2004-2013 - Hawaii'. The 'Candidate dataset' panel shows details for a dataset titled 'FBSAB RECRUIT Reef Fish Belt Transect Survey at Hawaii Island (Big Island), Main Hawaiian Islands, 2009 (NOEC Accession 0073870)'. Both panels have fields for 'Title', 'Tags', 'Author', 'Description', and 'Summary'. The 'Candidate dataset' panel has a column of checkboxes for each field, with the first column (representing relevance) disabled and the second column (representing similarity) enabled.

Figure 3: A screenshot of our tool for human annotation. The left panel shows an input of DSE, including a query and a target dataset. The right panel presents a candidate dataset with annotation options. In this example, the candidate dataset is annotated partially similar to the target dataset. Accordingly, the second column of checkboxes are enabled, and three fields of the candidate dataset are annotated indicators of its similarity. However, the candidate dataset is annotated irrelevant to the query, so the first column of checkboxes representing indicators of relevance are disabled.

annotators. If they provided the same score, it would be accepted as the final score. If they provided different scores, we would assign the triple to a *third annotator*, and the final score was determined on the basis of a majority vote, that is, by the third annotator. However, if three scores differed from each other, we would take their mean value (i.e. 1) as the final score.

Field-level disagreements were resolved analogously. If two annotators disagreed on whether a field indicates relevance or similarity, a third annotator would make the final judgment via majority vote.

Results. Table 2 presents the distribution of dataset-level judgments decided by the annotators. More than two thirds (68.19%) of the candidate datasets are irrelevant to the query, and more than half (52.47%) are dissimilar to the target datasets. The highly relevant and similar datasets account for 9.94% and 14.16%, respectively.

Table 3 presents the distribution of field-level judgments decided by the annotators. Two primary indicator fields are **title** and **description** which are commonly annotated. Although **author** is usually not selected as an indicator field for query relevance (6.49%), it is often an indicator of target similarity (54.37%). Content summary (i.e. **summary**) is a fairly useful indicator field (15.81%–25.03%).

Table 2: Distribution of Dataset-Level Judgments

| | # Cases | # Triples | Judgment | Query Rel. | Target Sim. |
|----------------|---------|-----------|----------|-----------------|-----------------|
| Test Cases | 141 | 7,415 | 0 | 5,056 (68.19%) | 3,891 (52.47%) |
| | | | 1 | 1,622 (21.87%) | 2,474 (33.36%) |
| | | | 2 | 737 (9.94%) | 1,050 (14.16%) |
| Training Cases | 5,699 | 122,585 | 0 | 67,541 (55.10%) | 58,592 (47.80%) |
| | | | 1 | 41,290 (33.68%) | 52,590 (42.90%) |
| | | | 2 | 13,754 (11.22%) | 11,403 (9.30%) |

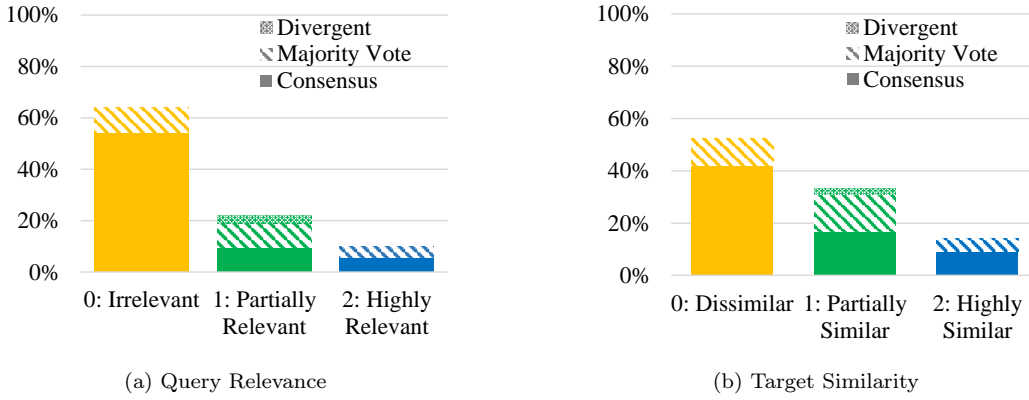


Figure 4: Distribution of inter-annotator agreements on dataset-level judgments for the test cases.

Inter-Annotator Agreement. Figure 4 shows the distribution of inter-annotator agreements on the dataset-level judgments. Two annotators reach a consensus on query relevance and target similarity for over 69% and 68% of the triples, respectively. Only for less than 3% of the triples, a third annotator is introduced but the three judgments are still divergent, so their mean value must be taken. We also calculated Krippendorff’s α , which is a statistical measure of the agreement achieved. The results $\alpha = 0.51$ for query relevance and $\alpha = 0.52$ for target similarity represent *a moderate degree of agreement among the annotators*. In particular, they are higher than $\alpha = 0.44$ reported on NTCIR [12].

Figure 5 shows the distribution of inter-annotator agreements on the field-level judgments. Two annotators reach a consensus on over 65% and 55%

Table 3: Distribution of Field-Level Judgments

| | | Query Relevance | | Target Similarity | |
|----------------|-----------|-----------------|-----------------|-------------------|-----------------|
| | # Triples | | Indicator Field | # Triples | Indicator Field |
| Test Cases | 2,359 | title: | 2,086 (88.43%) | 3,524 | 2,941 (83.46%) |
| | | description: | 2,132 (90.38%) | | 2,818 (79.97%) |
| | | tags: | 1,135 (48.11%) | | 2,206 (62.60%) |
| | | author: | 153 (6.49%) | | 1,916 (54.37%) |
| | | summary: | 373 (15.81%) | | 882 (25.03%) |
| Training Cases | 55,044 | title: | 53,233 (96.71%) | 63,993 | 18,273 (28.55%) |
| | | description: | 41,666 (75.70%) | | 18,791 (29.36%) |
| | | tags: | 35,141 (63.84%) | | 42,428 (66.30%) |
| | | author: | 13,540 (24.60%) | | 25,504 (39.85%) |
| | | summary: | 8,950 (16.26%) | | 23,902 (37.35%) |

of the judgments of indicator fields for query relevance and target similarity, respectively. The remaining disagreements are resolved by introducing a third annotator.

3.4.2. LLM Annotation

We prompted a popular and cost-effective LLM, GLM-3-Turbo [40], to annotate 337,976 (q, D_t, d_c) triples from the training cases. In accordance with human annotation, we collected dataset-level and field-level judgments from LLM outputs.

Filtering. We found that LLM provided many inaccurate dataset-level judgments, so we applied heuristic filtering. For query relevance, we removed the cases where the occurrence of query terms in candidate datasets was either implausibly low despite being labeled relevant or implausibly high despite being labeled irrelevant. For target similarity, we filtered out the cases where the overlap between a target dataset and a candidate dataset was inconsistent with the assigned label, such as when the string similarity of the fields was too high for a dissimilar pair or when the dissimilar pairs shared an excessive number of tags.

Although these heuristics might also mistakenly filter out some high-quality judgments, we checked the filtered judgments and, in general, observed *substantially improved quality*. Specifically, the accuracy for query

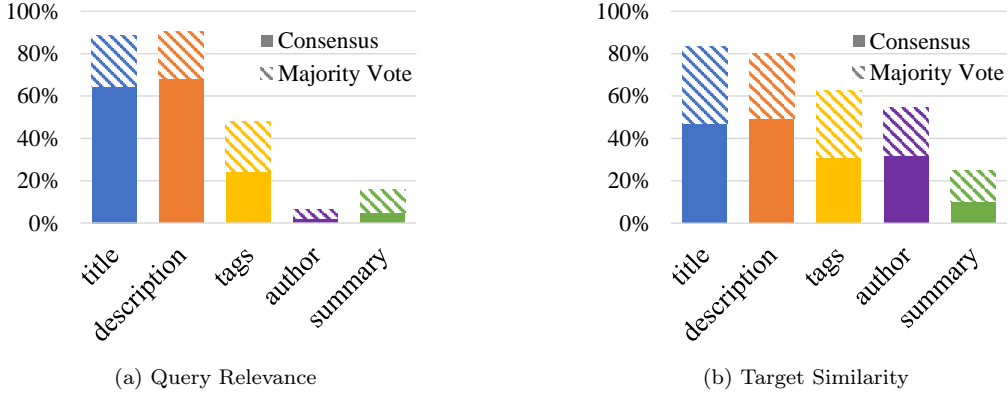


Figure 5: Distribution of inter-annotator agreements on field-level judgments for the test cases.

relevance and target similarity judgments increased from 73% and 69%, respectively, to more than 85% based on a manual evaluation of 3,378 triples sampled. Considering this satisfactory quality and the large size of LLM annotations, they form useful training cases for weak supervision.

We did not apply any heuristic filters to the field-level judgments because our investigation revealed their relatively high accuracy but complex error patterns that are not easily detectable.

Results. Finally, we kept 122,585 triples with complete annotations (i.e., no judgment discarded) from 5,699 training cases. Table 2 and Table 3 present their distributions of dataset-level and field-level judgments, respectively, which are generally similar to the distributions in the test cases.

4. Evaluation of DSE

A typical IR pipeline consists of **first-stage retrieval** and **reranking**. Following this convention, we used DSEBench to separately evaluate retrieval and reranking models for DSE.

All our experiments were conducted on an Intel Xeon Gold 5222 CPU with four NVIDIA GeForce RTX 3090 GPUs for dense models.

4.1. Training, Validation, and Test Sets

Recall that DSEBench provides 141 test cases and 5,699 training cases for DSE. To ensure future evaluation results are comparable to each other, we provide two official training-validation-test splits.

- **Five-Fold Split:** We randomly partitioned 141 test cases into five nearly equal-sized folds to support five-fold cross-validation. Three folds are used as training data, one fold is retained as validation data, and the remaining one fold is used to test the model. The performance of the model on the test set is averaged over five runs.
- **Annotator Split.** We divided 5,699 training cases into 80% as training data and 20% as validation data. The 141 test cases are used to test the model.

4.2. Evaluation Metrics

Standard IR evaluation metrics were used on the test set: **MAP@5**, **NDCG@5**, **Recall@5** (R@5), MAP@10, NDCG@10, and Recall@10 (R@10), where NDCG@10 was also used for the selection of hyperparameters on the validation set.

These metrics rely on gold-standard relevance labels. Recall that each triple (q, D_t, d_c) annotated in DSEBench is associated with two dataset-level judgments: the relevance of the candidate dataset d_c to the query q , and the similarity of d_c to the target datasets in D_t , both in the range of $\{0, 1, 2\}$. Although both scores are provided and can be combined in any reasonable way, following the task definition of DSE, query relevance and target similarity are indispensable, so their product was taken as the gold-standard graded relevance label of (q, D_t, d_c) in the range of $\{0, 1, 2, 4\}$ to ensure that a candidate dataset receives a high overall relevance score only if it is highly relevant to the query *and* highly similar to the target datasets; a low score in either aspect would significantly penalize the overall relevance.

4.3. Benchmarking Retrieval Models

4.3.1. Experimental Setup

In this experiment, for a query with a set of target datasets, we evaluated the top-ranked datasets returned by each tested retrieval model among all the 46,615 datasets.

Retrievers. We adapted and evaluated seven representative retrieval models.

- **BM25**, **TF-IDF**, **BGE** (bge-large-en-v1.5) [36], and **GTE** (gte-large) [37] are unsupervised retrieval models used for pooling as described in Section 3.3.

- **DPR** [41], **ColBERTv2** [42], and **coCondenser** [43] are supervised dense retrieval models, each showcasing a representative paradigm: bi-encoder, late interaction, and specialized pre-training, respectively.

We also evaluated a classic RF method by adapting it to the DSE task.

- **Rocchio** [31] is an explicit RF method that uses the vector representations of the positive and negative feedback to refine the vector representation of the query.

Implementation Details. To adapt retrieval models, following the implementation in Section 3.3, we concatenated all fields of a dataset to construct its pseudo-document and expanded the query with the pseudo-documents of all target datasets to retrieve datasets.

In particular, for supervised dense retrieval models, we evaluated their variants in three configurations: **not fine-tuned**, **fine-tuned with the five-fold split**, and **fine-tuned with the annotator split** as defined in Section 4.1. Since fine-tuned models required binary labels for training, we mapped the gold-standard graded relevance scores in the range of $\{0, 1, 2, 4\}$ to binary labels: positive and zero scores mapped to positive and negative labels, respectively. For these BERT-based models, we set their maximum length of the input sequence to 512 tokens. During fine-tuning, we performed grid search to select learning rate from $\{1e-5, 5e-6\}$ and batch size from $\{8, 16\}$. As a result, with the five-fold split, we selected a learning rate of $1e-5$ and a batch size of 8 for DPR, and a learning rate of $1e-5$ and a batch size of 16 for ColBERTv2 and coCondenser. With the annotator split, we selected a learning rate of $1e-5$ and a batch size of 16 for DPR, and a learning rate of $1e-5$ and a batch size of 8 for ColBERTv2 and coCondenser.

To adapt the RF method, i.e. Rocchio in the TF-IDF space, we evaluated its variants in two configurations: **Rocchio-P** using the target datasets as positive feedback, and **Rocchio-PN** using the target datasets as positive feedback and, inspired by [44], treating every retrieved dataset preceding a target dataset and the first subsequent dataset as negative feedback. The weights for combining the vector representations of the original query, positive feedback, and negative feedback in refining the query vector were 1.0, 0.75, and 0.15, respectively. The refined query was used to retrieve datasets.

4.3.2. Evaluation Results

Table 4 presents the evaluation results averaged over all test cases, with bold numbers indicating the best performance and underlined numbers de-

Table 4: Evaluation Results of Retrieval Models

| | MAP@5 | @10 | NDCG@5 | @10 | R@5 | @10 |
|--|---------------|---------------|---------------|---------------|---------------|---------------|
| <i>Unsupervised Models</i> | | | | | | |
| BM25 | 0.0982 | 0.1739 | 0.3059 | 0.3416 | 0.1705 | 0.2769 |
| TF-IDF | 0.0921 | 0.1615 | 0.2971 | 0.3227 | 0.1572 | 0.2576 |
| BGE | 0.1045 | 0.1834 | 0.3233 | 0.3598 | 0.1756 | 0.2887 |
| GTE | 0.1104 | 0.1921 | 0.3267 | 0.3649 | 0.1820 | 0.2983 |
| <i>Supervised Models (not fine-tuned)</i> | | | | | | |
| DPR | 0.1072 | 0.1757 | 0.3248 | 0.3472 | 0.1706 | 0.2695 |
| ColBERTv2 | 0.1072 | 0.1799 | 0.3206 | 0.3510 | 0.1687 | 0.2720 |
| coCondenser | 0.1029 | 0.1671 | 0.3142 | 0.3326 | 0.1597 | 0.2525 |
| <i>Supervised Models (fine-tuned with the five-fold split)</i> | | | | | | |
| DPR | 0.1204 | 0.1929 | 0.3574 | 0.3769 | 0.1833 | 0.2967 |
| ColBERTv2 | 0.1247 | 0.2052 | 0.3449 | 0.3779 | 0.1909 | 0.3066 |
| coCondenser | 0.1387 | 0.2286 | 0.3784 | 0.4147 | 0.2110 | 0.3401 |
| <i>Supervised Models (fine-tuned with the annotator split)</i> | | | | | | |
| DPR | 0.1194 | 0.1936 | 0.3551 | 0.3757 | 0.1851 | 0.2914 |
| ColBERTv2 | 0.1109 | 0.1925 | 0.3360 | 0.3760 | 0.1800 | 0.3033 |
| coCondenser | <u>0.1286</u> | <u>0.2238</u> | <u>0.3656</u> | <u>0.4136</u> | <u>0.1979</u> | <u>0.3367</u> |
| <i>RF Methods</i> | | | | | | |
| Rocchio-P | 0.1033 | 0.1782 | 0.3139 | 0.3452 | 0.1713 | 0.2837 |
| Rocchio-PN | 0.1023 | 0.1773 | 0.3125 | 0.3441 | 0.1696 | 0.2828 |

noting the second best.

Among **unsupervised models**, BGE and GTE as dense models perform better than the two sparse models BM25 and TF-IDF.

For **supervised models**, their fine-tuned versions substantially outperform their untuned counterparts and the unsupervised models. Their best results are obtained when fine-tuned with the five-fold split, which is reasonable because with the annotator split, the training cases annotated by an LLM may contain noise labels. However, the differences between the two splits are very small. For example, coCondenser achieves the highest MAP@5 scores of 0.1387 and 0.1286 when fine-tuned with the five-fold split and the annotator split, respectively, both being much higher than 0.1029 when not fine-tuned. *It suggests that the large number of LLM annotations offered*

by *DSEBench* have comparable effects to human annotations on training retrieval models.

RF methods in the TF-IDF space demonstrate slightly better performance than the vanilla TF-IDF retriever, revealing the effectiveness of using target datasets as positive feedback to improve retrieval accuracy. Rocchio-P exceeds Rocchio-PN marginally, indicating that the inferred negative feedback is not helpful. Both are inferior to almost all other methods, *reflecting the unique challenges of the DSE task that are not easily solvable by adapting RF methods*.

4.4. Benchmarking Reranking Models

4.4.1. Experimental Setup

In this experiment, we evaluated the top-ranked datasets returned by each tested reranking model. For a query with a set of target datasets, to form its first-stage retrieval results to be reranked, we took the union of the top-10 datasets retrieved by the retrieved models evaluated in Section 4.3.

Rerankers. We adapted and evaluated three representative reranking models.

- **Stella** (`stella_en_1.5B_v5`) [45] and **SFR** (`SFR-Embedding-Mistral`) [46] represented the state of the art on MTEB’s reranking leaderboard at the time of experimentation.
- **BGE-reranker** (`bge-reranker-v2-minicpm-layerwise`) [47] is a supervised cross-encoder model specifically designed for reranking tasks, popularly used because of its effectiveness.

We also evaluated an **LLM**-based method using **GLM-4-Plus** [40], a powerful LLM that supports a context length of 128k tokens.

Implementation Details. To adapt reranking modes, following the implementation in Section 3.3, we concatenated all fields of a dataset to construct its pseudo-document and expanded the query with the pseudo-documents of all target datasets to rerank datasets.

We did not fine-tune Stella due to the inaccessibility of its source code, and did not fine-tune SFR due to its large size of 7B which was beyond the capacity of our computing resources.

For the supervised BGE-reranker, its implementation and fine-tuning resembled those of the supervised dense retrieval models described in Section 4.3.1. With the five-fold split, we selected a learning rate of $1e - 5$ and

Table 5: Evaluation Results of Reranking Models

| | MAP@5 | @10 | NDCG@5 | @10 | R@5 | @10 |
|--|---------------|---------------|---------------|---------------|---------------|---------------|
| <i>Supervised Models (not fine-tuned)</i> | | | | | | |
| Stella | 0.1180 | 0.2106 | 0.3509 | 0.3981 | 0.1938 | 0.3307 |
| SFR | 0.1184 | 0.2090 | 0.3488 | 0.3920 | 0.1940 | 0.3225 |
| BGE-reranker | 0.1170 | 0.2032 | 0.3470 | 0.3877 | 0.1930 | 0.3163 |
| <i>Supervised Models (fine-tuned with the five-fold split)</i> | | | | | | |
| BGE-reranker | 0.1178 | 0.2085 | 0.3464 | 0.3956 | 0.1914 | 0.3273 |
| <i>Supervised Models (fine-tuned with the annotator split)</i> | | | | | | |
| BGE-reranker | <u>0.1249</u> | <u>0.2146</u> | <u>0.3665</u> | <u>0.4099</u> | <u>0.1985</u> | <u>0.3347</u> |
| <i>LLM</i> | | | | | | |
| zero-shot | 0.1144 | 0.1748 | 0.3130 | 0.3360 | 0.1691 | 0.2652 |
| one-shot | 0.1154 | 0.1776 | 0.3058 | 0.3327 | 0.1691 | 0.2729 |
| RankLLM | 0.1191 | 0.2011 | 0.3506 | 0.3804 | 0.1735 | 0.2910 |
| multi-layer | 0.1468 | 0.2398 | 0.4071 | 0.4451 | 0.2093 | 0.3608 |

a batch size of 16. With the annotator split, we selected a learning rate of $1e-5$ and a batch size of 8.

For LLM, we evaluated its variants in four configurations: **zero-shot**, **one-shot**, **RankLLM**, and **multi-layer**. In the zero-shot and one-shot settings, we prompted the LLM with zero or one example to directly rerank all the datasets. In the RankLLM setting, we followed [48] to prompt the LLM in a zero-shot way to perform listwise reranking of all the datasets (**ListwiseRankLLM**). In the multi-layer setting, we followed [49] to randomly divide all the datasets to be reranked into five groups and prompted the LLM to rerank each group. This process was repeated 20 times, and the final ranking score of a dataset was given by its frequency of appearing in the top half of a reranked group.

4.4.2. Evaluation Results

Table 5 presents the evaluation results averaged over all test cases, with bold numbers indicating the best performance and underlined numbers denoting the second best.

Among **supervised models**, the untuned Stella and SFR perform better than the untuned BGE-reranker. After fine-tuning, the performance of BGE-reranker generally rises, and it peaks when fine-tuned with the anno-

tator split. *It suggests that the large number of LLM annotations offered by DSEBench are more effective in training reranking models than a small number of human annotations.*

For **LLM**, in the zero-shot, one-shot, and RankLLM settings, it is inferior to the fine-tuned supervised models. In the multi-layer setting, it achieves the highest scores across all metrics. Two possible reasons for this improvement include the reduced average length of a context owing to grouping and the robustness produced by multiple runs for a query.

5. Evaluation of Explainable DSE

Building on DSE, explainable DSE further requires identifying the indicator fields for the query relevance and target similarity of a retrieved dataset. We used DSEBench to evaluate the explanation methods for explainable DSE.

5.1. Experimental Setup

5.1.1. Evaluation Metrics

We used a standard IR evaluation metric, F1-score, to compare indicator fields identified by a tested explanation method with the gold standard annotated in DSEBench.

5.1.2. Explainers

We adapted and evaluated three representative post hoc explainers.

- Feature **Ablation** assesses the importance of a field by excluding it from retrieval and observing the changes in the ranking scores outputted by the retrieval model.
- Surrogate models approximate the behavior of a complex model by training a simple model to estimate the contribution of each field to the output ranking scores. We evaluated two classic methods of this kind, **LIME** [27] and **SHAP** [28].

We also evaluated an **LLM**-based method using **GLM-4-Air** [40].

5.1.3. Implementation Details

For the Ablation explainer, we excluded one field at a time and calculated the ratio of the resulting ranking score to the original score. If the ratio for a field dropped below a threshold of 0.95, we outputted it as an indicator field. If no field met this threshold, we selected the field with the largest score drop as an indicator field.

LIME relied on a binary field classifier, SVM in our implementation, as the proxy model to approximate the behavior of the retrieval model. Considering that a dataset has five fields, we set the number of perturbed samples used to train the classifier to a sufficiently large value of 50. Fields with a predicted negative score were outputted as indicator fields.

For SHAP, we chose the partition explainer as its explainer algorithm. Fields with a computed positive Shapley value were outputted as indicator fields.

For LLM, we evaluated its variants in two configurations: **zero-shot** and **few-shot**. The few-shot prompt included three verified examples selected from the training cases provided by DSEBench.

Since most of the explanation methods tested are coupled with the concrete retrieval model, we combined them with each of the retrieval models evaluated in Section 4.3, not including the RF method, as it is incompatible with the explanation methods tested.

5.2. Evaluation Results

Among the top-20 datasets retrieved by a retrieval model, we applied each tested explanation method to all datasets that are annotated relevant or similar in DSEBench, thus having annotated indicator fields. Table 6 presents the evaluation results averaged over all such datasets in the test cases, with bold numbers indicating the best performance and underlined numbers denoting the second best. For space reasons, we present the evaluation results obtained with a subset of retrieval models in various configurations: unsupervised BM25, DPR not fine-tuned, coCondenser fine-tuned with the five-fold split, and coCondenser fine-tuned with the annotator split. The results with other retrieval models in other configurations are similar.

The **Ablation** explainer consistently exhibits the worst performance, largely behind the other methods. This suggests that identifying indicator fields through the simple exclusion of each individual field is not an effective approach in the context of DSE.

Table 6: Evaluation Results (F1) of Explanation Methods

| | Query Relevance | | | | Target Similarity | | | |
|-----------------|-----------------|---------------|--------------------|-------------------|-------------------|---------------|--------------------|-------------------|
| | BM25 | DPR | coCond. (f.-f.) | coCond. (ann.) | BM25 | DPR | coCond. (f.-f.) | coCond. (ann.) |
| Ablation | 0.4819 | 0.4282 | 0.4193 | 0.4754 | 0.4750 | 0.3296 | 0.3351 | 0.3675 |
| LIME | 0.6325 | <u>0.6992</u> | <u>0.6955</u> | <u>0.7100</u> | 0.7562 | 0.7650 | <u>0.7766</u> | <u>0.7529</u> |
| SHAP | <u>0.6564</u> | 0.6718 | 0.6761 | 0.6894 | 0.8177 | 0.8201 | 0.8011 | 0.7899 |
| LLM (zero-shot) | 0.6455 | 0.6492 | 0.6351 | 0.6334 | 0.7315 | 0.7450 | 0.7264 | 0.7121 |
| LLM (few-shot) | 0.7246 | 0.7316 | 0.7186 | 0.7239 | <u>0.7647</u> | <u>0.7757</u> | 0.7638 | 0.7508 |

Note: DPR = DPR (not fine-tuned); coCond. (f.-f.) = coCondenser (fine-tuned with the five-fold split); coCond. (ann.) = coCondenser (fine-tuned with the annotator split).

Table 7: Field Preferences of Explanation Methods

| | Field Preferences by Frequency |
|-----------------|--|
| Ablation | description > title > summary > tags > author |
| LIME | description > tags > title > summary > author |
| SHAP | description > summary > title > tags > author |
| LLM (zero-shot) | description > tags > summary > title > author |
| LLM (few-shot) | description > tags > title > summary > author |

Between the two surrogate models, **SHAP** outperforms **LIME** (and all other methods) in identifying indicator fields for target similarity, while there is no clear winner in identifying indicator fields for query relevance, depending on the retrieval model. The overall better performance of SHAP may be attributed to its underlying Shapley value theory, which appears to be more effective and robust than the sampling-based mechanism adopted by LIME.

For **LLM**, unsurprisingly, it shows a stronger explanation ability in the few-shot setting than in the zero-shot setting. The few-shot LLM considerably exceeds the other methods in identifying indicator fields for query relevance.

Table 7 presents the field preferences of each explanation method. The fields are ordered by their frequency of being identified as an indicator field. All explanation methods prioritize the **description** field, possibly due to its long and informative text. At the other end, **author** is infrequently selected. Content **summary** is observed to have a generally comparable frequency to **title** and **tags** which are important metadata fields. *This observation strengthens the usefulness of content summaries in explainable DSE.*

6. Conclusions

In this article, we investigated explainable DSE, a composite IR task that generalizes and extends two established dataset search paradigms: keyword-based dataset search and similarity-based dataset discovery. To facilitate its research, we constructed and published DSEBench, the first test collection for explainable DSE, providing high-quality human-annotated test cases and a large number of LLM-annotated training cases, thus suitable for evaluating both unsupervised and supervised models. The annotations include not only the query relevance and target similarity of the datasets but also their indicator fields as an explanation. With DSEBench, we adapted a wide variety of existing retrieval, reranking, and explanation methods to explainable DSE and reported their evaluation results to establish extensive baselines to be compared in future research. DSEBench and the adapted methods we implemented provide an empirical foundation for future research on explainable DSE, which in turn could benefit conventional keyword-based dataset search and similarity-based dataset discovery provided by current systems and promote the research in explainable IR.

Our work has the following limitations that we plan to address in future work. First, DSEBench is constructed from a single test collection for dataset search, the English version of NTCIR, where the datasets mainly offer government data. There are datasets in other domains and languages, such as academic datasets, which will be considered in the next version of DSEBench. Second, the current inputs in DSEBench contain a singleton set of target datasets. A more general setting is to consider multiple target datasets with a query. However, this requires a larger number of datasets that are known to be relevant to the query as the target datasets, which will reduce the number of test cases that can be generated. Third, in our evaluation, the query and the fields of the target datasets are concatenated in a straightforward way into an expanded query. It might be an idea to consider models that can directly exploit such structured inputs.

References

- [1] Y. Zhang, Z. G. Ives, Finding related tables in data lakes for interactive data science, in: D. Maier, R. Pottinger, A. Doan, W. Tan, A. Alawini, H. Q. Ngo (Eds.), Proceedings of the 2020 International Conference on Management of Data, SIGMOD Conference 2020, online conference

- [Portland, OR, USA], June 14-19, 2020, ACM, New York, NY, USA, 2020, pp. 1951–1966. doi:10.1145/3318464.3389726.
URL <https://doi.org/10.1145/3318464.3389726>
- [2] N. Chepurko, R. Marcus, E. Zraggen, R. C. Fernandez, T. Kraska, D. R. Karger, ARDA: automatic relational data augmentation for machine learning, *Proc. VLDB Endow.* 13 (9) (2020) 1373–1387. doi:10.14778/3397230.3397235.
URL <http://www.vldb.org/pvldb/vol13/p1373-chepurko.pdf>
- [3] N. W. Paton, J. Chen, Z. Wu, Dataset discovery and exploration: A survey, *ACM Comput. Surv.* 56 (4) (2024) 102:1–102:37. doi:10.1145/3626521.
URL <https://doi.org/10.1145/3626521>
- [4] D. Brickley, M. Burgess, N. F. Noy, Google dataset search: Building a search engine for datasets in an open web ecosystem, in: L. Liu, R. W. White, A. Mantrach, F. Silvestri, J. J. McAuley, R. Baeza-Yates, L. Zia (Eds.), *The World Wide Web Conference, WWW 2019, San Francisco, CA, USA, May 13-17, 2019*, ACM, New York, NY, USA, 2019, pp. 1365–1375. doi:10.1145/3308558.3313685.
URL <https://doi.org/10.1145/3308558.3313685>
- [5] L. de Souza Silva, L. Barbosa, Improving dense retrieval models with LLM augmented data for dataset search, *Knowl. Based Syst.* 294 (2024) 111740. doi:10.1016/J.KNOSYS.2024.111740.
URL <https://doi.org/10.1016/j.knosys.2024.111740>
- [6] X. Zhou, Q. Chen, J. Chen, G. Cheng, μ ds: Multi-objective data snippet extraction for dataset search, in: N. Ferro, M. Maistro, G. Pasi, O. Alonso, A. Trotman, S. Verberne (Eds.), *Proceedings of the 48th International ACM SIGIR Conference on Research and Development in Information Retrieval, SIGIR 2025, Padua, Italy, July 13-18, 2025*, ACM, New York, NY, USA, 2025, pp. 116–126. doi:10.1145/3726302.3730120.
URL <https://doi.org/10.1145/3726302.3730120>
- [7] Q. Chen, X. Zhou, Z. Zhang, G. Cheng, DUNKS: chunking and summarizing large and heterogeneous data for dataset search, in: G. Demartini, K. Hose, M. Acosta, M. Palmonari, G. Cheng, H. Skaf-Molli,

- N. Ferranti, D. Hernández, A. Hogan (Eds.), The Semantic Web - ISWC 2024 - 23rd International Semantic Web Conference, Baltimore, MD, USA, November 11-15, 2024, Proceedings, Part II, Vol. 15232 of Lecture Notes in Computer Science, Springer, 2024, pp. 78–97. doi:10.1007/978-3-031-77850-6_5.
URL https://doi.org/10.1007/978-3-031-77850-6_5
- [8] S. Castelo, R. Rampin, A. S. R. Santos, A. Bessa, F. Chirigati, J. Freire, Auctus: A dataset search engine for data discovery and augmentation, Proc. VLDB Endow. 14 (12) (2021) 2791–2794. doi:10.14778/3476311.3476346.
URL <http://www.vldb.org/pvldb/vol14/p2791-castelo.pdf>
- [9] F. Nargesian, E. Zhu, K. Q. Pu, R. J. Miller, Table union search on open data, Proc. VLDB Endow. 11 (7) (2018) 813–825. doi:10.14778/3192965.3192973.
URL <http://www.vldb.org/pvldb/vol11/p813-nargesian.pdf>
- [10] A. Bogatu, A. A. A. Fernandes, N. W. Paton, N. Konstantinou, Dataset discovery in data lakes, in: 36th IEEE International Conference on Data Engineering, ICDE 2020, Dallas, TX, USA, April 20-24, 2020, IEEE, New York, NY, USA, 2020, pp. 709–720. doi:10.1109/ICDE48307.2020.00067.
URL <https://doi.org/10.1109/ICDE48307.2020.00067>
- [11] A. Anand, S. Saha, V. V. V, Explainable information retrieval, in: C. Hauff, C. Macdonald, D. Jannach, G. Kazai, F. M. Nardini, F. Pinelli, F. Silvestri, N. Tonellotto (Eds.), Advances in Information Retrieval - 47th European Conference on Information Retrieval, ECIR 2025, Lucca, Italy, April 6-10, 2025, Proceedings, Part V, Vol. 15576 of Lecture Notes in Computer Science, Springer, Heidelberg, 2025, pp. 254–261. doi:10.1007/978-3-031-88720-8_40.
URL https://doi.org/10.1007/978-3-031-88720-8_40
- [12] M. P. Kato, H. Ohshima, Y.-H. Liu, H.-L. Chen, A test collection for ad-hoc dataset retrieval, in: Proceedings of the 44th International ACM SIGIR Conference on Research and Development in Information Retrieval, SIGIR '21, Association for Computing Machinery, New York, NY, USA, 2021, p. 2450–2456. doi:10.1145/3404835.3463261.
URL <https://doi.org/10.1145/3404835.3463261>

- [13] T. Lin, Q. Chen, G. Cheng, A. Soylu, B. Ell, R. Zhao, Q. Shi, X. Wang, Y. Gu, E. Kharlamov, ACORDAR: A test collection for ad hoc content-based (RDF) dataset retrieval, in: E. Amigó, P. Castells, J. Gonzalo, B. Carterette, J. S. Culpepper, G. Kazai (Eds.), SIGIR '22: The 45th International ACM SIGIR Conference on Research and Development in Information Retrieval, Madrid, Spain, July 11 - 15, 2022, ACM, New York, NY, USA, 2022, pp. 2981–2991. doi:10.1145/3477495.3531729. URL <https://doi.org/10.1145/3477495.3531729>
- [14] Q. Chen, W. Luo, Z. Huang, T. Lin, X. Wang, A. Soylu, B. Ell, B. Zhou, E. Kharlamov, G. Cheng, ACORDAR 2.0: A test collection for ad hoc dataset retrieval with densely pooled datasets and question-style queries, in: G. H. Yang, H. Wang, S. Han, C. Hauff, G. Zuccon, Y. Zhang (Eds.), Proceedings of the 47th International ACM SIGIR Conference on Research and Development in Information Retrieval, SIGIR 2024, Washington DC, USA, July 14-18, 2024, ACM, New York, NY, USA, 2024, pp. 303–312. doi:10.1145/3626772.3657866. URL <https://doi.org/10.1145/3626772.3657866>
- [15] N. Kolyada, M. Potthast, B. Stein, A test collection for dataset retrieval, in: C. Hauff, C. Macdonald, D. Jannach, G. Kazai, F. M. Nardini, F. Pinelli, F. Silvestri, N. Tonellotto (Eds.), Advances in Information Retrieval - 47th European Conference on Information Retrieval, ECIR 2025, Lucca, Italy, April 6-10, 2025, Proceedings, Part III, Vol. 15574 of Lecture Notes in Computer Science, Springer, Heidelberg, 2025, pp. 372–380. doi:10.1007/978-3-031-88714-7_36. URL https://doi.org/10.1007/978-3-031-88714-7_36
- [16] Q. Chen, Z. Huang, Z. Zhang, W. Luo, T. Lin, Q. Shi, G. Cheng, Dense re-ranking with weak supervision for RDF dataset search, in: T. R. Payne, V. Presutti, G. Qi, M. Poveda-Villalón, G. Stoilos, L. Hollink, Z. Kaoudi, G. Cheng, J. Li (Eds.), The Semantic Web - ISWC 2023 - 22nd International Semantic Web Conference, Athens, Greece, November 6-10, 2023, Proceedings, Part I, Vol. 14265 of Lecture Notes in Computer Science, Springer, Heidelberg, 2023, pp. 23–40. doi:10.1007/978-3-031-47240-4_2. URL https://doi.org/10.1007/978-3-031-47240-4_2
- [17] X. Wang, T. Lin, W. Luo, G. Cheng, Y. Qu, CKGSE: A prototype

- search engine for chinese knowledge graphs, *Data Intell.* 4 (1) (2022) 41–65. doi:10.1162/DINT_A_00118.
URL https://doi.org/10.1162/dint_a_00118
- [18] E. Pietriga, H. Gözükan, C. Appert, M. Destandau, S. Cebiric, F. Goasdoué, I. Manolescu, Browsing linked data catalogs with lodatlas, in: D. Vrandečić, K. Bontcheva, M. C. Suárez-Figueroa, V. Presutti, I. Celino, M. Sabou, L. Kaffee, E. Simperl (Eds.), *The Semantic Web - ISWC 2018 - 17th International Semantic Web Conference*, Monterey, CA, USA, October 8-12, 2018, *Proceedings, Part II*, Vol. 11137 of *Lecture Notes in Computer Science*, Springer, Heidelberg, 2018, pp. 137–153. doi:10.1007/978-3-030-00668-6_9.
URL https://doi.org/10.1007/978-3-030-00668-6_9
- [19] Z. Chen, S. Zhang, B. D. Davison, WTR: A test collection for web table retrieval, in: F. Diaz, C. Shah, T. Suel, P. Castells, R. Jones, T. Sakai (Eds.), *SIGIR '21: The 44th International ACM SIGIR Conference on Research and Development in Information Retrieval*, Virtual Event, Canada, July 11-15, 2021, ACM, New York, NY, USA, 2021, pp. 2514–2520. doi:10.1145/3404835.3463260.
URL <https://doi.org/10.1145/3404835.3463260>
- [20] Y. Deng, C. Chai, L. Cao, Q. Yuan, S. Chen, Y. Yu, Z. Sun, J. Wang, J. Li, Z. Cao, K. Jin, C. Zhang, Y. Jiang, Y. Zhang, Y. Wang, Y. Yuan, G. Wang, N. Tang, Lakebench: A benchmark for discovering joinable and unionable tables in data lakes, *Proc. VLDB Endow.* 17 (8) (2024) 1925–1938. doi:10.14778/3659437.3659448.
URL <https://www.vldb.org/pvldb/vol17/p1925-chai.pdf>
- [21] S. Zhang, K. Balog, Ad hoc table retrieval using semantic similarity, in: P. Champin, F. Gandon, M. Lalmas, P. G. Ipeirotis (Eds.), *Proceedings of the 2018 World Wide Web Conference on World Wide Web*, WWW 2018, Lyon, France, April 23-27, 2018, ACM, New York, NY, USA, 2018, pp. 1553–1562. doi:10.1145/3178876.3186067.
URL <https://doi.org/10.1145/3178876.3186067>
- [22] Z. Chen, M. Trabelsi, J. Heflin, Y. Xu, B. D. Davison, Table search using a deep contextualized language model, in: J. X. Huang, Y. Chang, X. Cheng, J. Kamps, V. Murdock, J. Wen, Y. Liu (Eds.), *Proceedings*

- of the 43rd International ACM SIGIR conference on research and development in Information Retrieval, SIGIR 2020, Virtual Event, China, July 25-30, 2020, ACM, New York, NY, USA, 2020, pp. 589–598. doi:10.1145/3397271.3401044.
URL <https://doi.org/10.1145/3397271.3401044>
- [23] M. Trabelsi, Z. Chen, S. Zhang, B. D. Davison, J. Heflin, Strubert: Structure-aware BERT for table search and matching, in: F. Laforest, R. Troncy, E. Simperl, D. Agarwal, A. Gionis, I. Herman, L. Médini (Eds.), WWW '22: The ACM Web Conference 2022, Virtual Event, Lyon, France, April 25 - 29, 2022, ACM, New York, NY, USA, 2022, pp. 442–451. doi:10.1145/3485447.3511972.
URL <https://doi.org/10.1145/3485447.3511972>
- [24] R. C. Fernandez, Z. Abedjan, F. Koko, G. Yuan, S. Madden, M. Stonebraker, Aurum: A data discovery system, in: 34th IEEE International Conference on Data Engineering, ICDE 2018, Paris, France, April 16-19, 2018, IEEE Computer Society, New York, NY, USA, 2018, pp. 1001–1012. doi:10.1109/ICDE.2018.00094.
URL <https://doi.org/10.1109/ICDE.2018.00094>
- [25] Q. Chen, J. Chen, X. Zhou, G. Cheng, Enhancing dataset search with compact data snippets, in: G. H. Yang, H. Wang, S. Han, C. Hauff, G. Zuccon, Y. Zhang (Eds.), Proceedings of the 47th International ACM SIGIR Conference on Research and Development in Information Retrieval, SIGIR 2024, Washington DC, USA, July 14-18, 2024, ACM, New York, NY, USA, 2024, pp. 1093–1103. doi:10.1145/3626772.3657837.
URL <https://doi.org/10.1145/3626772.3657837>
- [26] A. Anand, L. Lyu, M. Idahl, Y. Wang, J. Wallat, Z. Zhang, Explainable information retrieval: A survey, CoRR abs/2211.02405 (2022). arXiv: 2211.02405, doi:10.48550/ARXIV.2211.02405.
URL <https://doi.org/10.48550/arXiv.2211.02405>
- [27] M. T. Ribeiro, S. Singh, C. Guestrin, "why should I trust you?": Explaining the predictions of any classifier, in: Proceedings of the 22nd ACM SIGKDD International Conference on Knowledge Discovery and Data Mining, San Francisco, CA, USA, August 13-17, 2016, New York, NY, USA, 2016, pp. 1135–1144.

- [28] S. M. Lundberg, B. Nair, M. S. Vavilala, M. Horibe, M. J. Eisses, T. Adams, D. E. Liston, D. K.-W. Low, S.-F. Newman, J. Kim, et al., Explainable machine-learning predictions for the prevention of hypoxaemia during surgery, *Nature Biomedical Engineering* 2 (10) (2018) 749.
- [29] G. Salton, C. Buckley, Improving retrieval performance by relevance feedback, *J. Am. Soc. Inf. Sci.* 41 (4) (1990) 288–297. doi:10.1002/(SICI)1097-4571(199006)41:4<>288::AID-ASI8<>3.0.CO;2-H.
URL [https://doi.org/10.1002/\(SICI\)1097-4571\(199006\)41:4<>288::AID-ASI8<>3.0.CO;2-H](https://doi.org/10.1002/(SICI)1097-4571(199006)41:4<>288::AID-ASI8<>3.0.CO;2-H)
- [30] H. Yu, C. Xiong, J. Callan, Improving query representations for dense retrieval with pseudo relevance feedback, in: G. Demartini, G. Zuccon, J. S. Culpepper, Z. Huang, H. Tong (Eds.), *CIKM '21: The 30th ACM International Conference on Information and Knowledge Management*, Virtual Event, Queensland, Australia, November 1 - 5, 2021, ACM, New York, NY, USA, 2021, pp. 3592–3596. doi:10.1145/3459637.3482124. URL <https://doi.org/10.1145/3459637.3482124>
- [31] J. J. Rocchio Jr, Relevance feedback in information retrieval, *The SMART retrieval system: experiments in automatic document processing* (1971).
- [32] J. Chen, X. Wang, G. Cheng, E. Kharlamov, Y. Qu, Towards more usable dataset search: From query characterization to snippet generation, in: W. Zhu, D. Tao, X. Cheng, P. Cui, E. A. Rundensteiner, D. Carmel, Q. He, J. X. Yu (Eds.), *Proceedings of the 28th ACM International Conference on Information and Knowledge Management, CIKM 2019*, Beijing, China, November 3-7, 2019, ACM, New York, NY, USA, 2019, pp. 2445–2448. doi:10.1145/3357384.3358096. URL <https://doi.org/10.1145/3357384.3358096>
- [33] J. Fang, P. Mitra, Z. Tang, C. L. Giles, Table header detection and classification, in: J. Hoffmann, B. Selman (Eds.), *Proceedings of the Twenty-Sixth AAAI Conference on Artificial Intelligence*, July 22-26, 2012, Toronto, Ontario, Canada, AAAI Press, Washington, D.C., USA, 2012, pp. 599–605. doi:10.1609/AAAI.V26I1.8206. URL <https://doi.org/10.1609/aaai.v26i1.8206>

- [34] M. Lewis, Y. Liu, N. Goyal, M. Ghazvininejad, A. Mohamed, O. Levy, V. Stoyanov, L. Zettlemoyer, BART: denoising sequence-to-sequence pre-training for natural language generation, translation, and comprehension, CoRR abs/1910.13461 (2019). [arXiv:1910.13461](#).
URL <http://arxiv.org/abs/1910.13461>
- [35] C. Raffel, N. Shazeer, A. Roberts, K. Lee, S. Narang, M. Matena, Y. Zhou, W. Li, P. J. Liu, Exploring the limits of transfer learning with a unified text-to-text transformer, *Journal of Machine Learning Research* 21 (140) (2020) 1–67.
URL <http://jmlr.org/papers/v21/20-074.html>
- [36] S. Xiao, Z. Liu, P. Zhang, N. Muennighoff, C-pack: Packaged resources to advance general chinese embedding (2023). [arXiv:2309.07597](#).
- [37] Z. Li, X. Zhang, Y. Zhang, D. Long, P. Xie, M. Zhang, Towards general text embeddings with multi-stage contrastive learning, *arXiv preprint arXiv:2308.03281* (2023).
- [38] L. Wang, N. Yang, F. Wei, Query2doc: Query expansion with large language models, in: H. Bouamor, J. Pino, K. Bali (Eds.), *Proceedings of the 2023 Conference on Empirical Methods in Natural Language Processing, EMNLP 2023, Singapore, December 6-10, 2023*, Association for Computational Linguistics, Stroudsburg, PA, USA, 2023, pp. 9414–9423. doi:10.18653/V1/2023.EMNLP-MAIN.585.
URL <https://doi.org/10.18653/v1/2023.emnlp-main.585>
- [39] R. Jagerman, H. Zhuang, Z. Qin, X. Wang, M. Bendersky, Query expansion by prompting large language models, CoRR abs/2305.03653 (2023). [arXiv:2305.03653](#), doi:10.48550/ARXIV.2305.03653.
URL <https://doi.org/10.48550/arXiv.2305.03653>
- [40] A. Zeng, B. Xu, B. Wang, C. Zhang, D. Yin, D. Rojas, G. Feng, H. Zhao, H. Lai, H. Yu, H. Wang, J. Sun, J. Zhang, J. Cheng, J. Gui, J. Tang, J. Zhang, J. Li, L. Zhao, L. Wu, L. Zhong, M. Liu, M. Huang, P. Zhang, Q. Zheng, R. Lu, S. Duan, S. Zhang, S. Cao, S. Yang, W. L. Tam, W. Zhao, X. Liu, X. Xia, X. Zhang, X. Gu, X. Lv, X. Liu, X. Liu, X. Yang, X. Song, X. Zhang, Y. An, Y. Xu, Y. Niu, Y. Yang, Y. Li, Y. Bai, Y. Dong, Z. Qi, Z. Wang, Z. Yang, Z. Du, Z. Hou, Z. Wang,

Chatglm: A family of large language models from GLM-130B to GLM-4 all tools, CoRR abs/2406.12793 (2024). arXiv:2406.12793, doi: 10.48550/ARXIV.2406.12793.
URL <https://doi.org/10.48550/arXiv.2406.12793>

- [41] V. Karpukhin, B. Oguz, S. Min, P. Lewis, L. Wu, S. Edunov, D. Chen, W.-t. Yih, Dense passage retrieval for open-domain question answering, in: Proceedings of the 2020 Conference on Empirical Methods in Natural Language Processing (EMNLP), Association for Computational Linguistics, Stroudsburg, PA, USA, 2020, pp. 6769–6781. doi: 10.18653/v1/2020.emnlp-main.550.
URL <https://www.aclweb.org/anthology/2020.emnlp-main.550>
- [42] K. Santhanam, O. Khattab, J. Saad-Falcon, C. Potts, M. Zaharia, Colbertv2: Effective and efficient retrieval via lightweight late interaction, in: M. Carpuat, M. de Marneffe, I. V. M. Ruíz (Eds.), Proceedings of the 2022 Conference of the North American Chapter of the Association for Computational Linguistics: Human Language Technologies, NAACL 2022, Seattle, WA, United States, July 10-15, 2022, Association for Computational Linguistics, Stroudsburg, PA, USA, 2022, pp. 3715–3734. doi:10.18653/V1/2022.NAACL-MAIN.272.
URL <https://doi.org/10.18653/v1/2022.naacl-main.272>
- [43] L. Gao, J. Callan, Unsupervised corpus aware language model pre-training for dense passage retrieval, in: S. Muresan, P. Nakov, A. Villavicencio (Eds.), Proceedings of the 60th Annual Meeting of the Association for Computational Linguistics (Volume 1: Long Papers), ACL 2022, Dublin, Ireland, May 22-27, 2022, Association for Computational Linguistics, Stroudsburg, PA, USA, 2022, pp. 2843–2853. doi:10.18653/V1/2022.ACL-LONG.203.
URL <https://doi.org/10.18653/v1/2022.acl-long.203>
- [44] H. Oosterhuis, M. de Rijke, Differentiable unbiased online learning to rank, in: A. Cuzzocrea, J. Allan, N. W. Paton, D. Srivastava, R. Agrawal, A. Z. Broder, M. J. Zaki, K. S. Candan, A. Labrinidis, A. Schuster, H. Wang (Eds.), Proceedings of the 27th ACM International Conference on Information and Knowledge Management, CIKM 2018, Torino, Italy, October 22-26, 2018, ACM, New York, NY, USA,

- 2018, pp. 1293–1302. doi:10.1145/3269206.3271686.
 URL <https://doi.org/10.1145/3269206.3271686>
- [45] D. Zhang, J. Li, Z. Zeng, F. Wang, Jasper and stella: distillation of sota embedding models (2025). arXiv:2412.19048.
 URL <https://arxiv.org/abs/2412.19048>
- [46] R. Meng, Y. Liu, S. R. Joty, C. Xiong, Y. Zhou, S. Yavuz, Sfr-embedding-mistral:enhance text retrieval with transfer learning, Salesforce AI Research Blog (2024).
 URL <https://blog.salesforceairesearch.com/sfr-embedded-mistral/>
- [47] J. Chen, S. Xiao, P. Zhang, K. Luo, D. Lian, Z. Liu, Bge m3-embedding: Multi-lingual, multi-functionality, multi-granularity text embeddings through self-knowledge distillation (2023). arXiv:2309.07597.
- [48] S. Sharifymoghaddam, R. Pradeep, A. Slavescu, R. Nguyen, A. Xu, Z. Chen, Y. Zhang, Y. Chen, J. Xian, J. Lin, Rankllm: A python package for reranking with llms, in: N. Ferro, M. Maistro, G. Pasi, O. Alonso, A. Trotman, S. Verberne (Eds.), Proceedings of the 48th International ACM SIGIR Conference on Research and Development in Information Retrieval, SIGIR 2025, Padua, Italy, July 13-18, 2025, ACM, New York, NY, USA, 2025, pp. 3681–3690. doi:10.1145/3726302.3730331.
 URL <https://doi.org/10.1145/3726302.3730331>
- [49] W. Zhang, L. Gui, R. Procter, Y. He, Multi-layer ranking with large language models for news source recommendation, in: G. H. Yang, H. Wang, S. Han, C. Hauff, G. Zuccon, Y. Zhang (Eds.), Proceedings of the 47th International ACM SIGIR Conference on Research and Development in Information Retrieval, SIGIR 2024, Washington DC, USA, July 14-18, 2024, ACM, New York, NY, USA, 2024, pp. 2537–2542. doi:10.1145/3626772.3657966.
 URL <https://doi.org/10.1145/3626772.3657966>