

Linear State Estimation in Presence of Bounded Uncertainties: A Comparative Analysis

Ayan Das, *Student Member, IEEE*
 Department of Electrical Engineering
 Indian Institute of Technology Bombay
 Mumbai, India
 210070016@iitb.ac.in

Anushka Sharma, *Student Member, IEEE*,
 Anamitra Pal, *Senior Member, IEEE*
 School of Electrical, Computer, and Energy Engineering
 Arizona State University, Tempe, USA
 ashar561@asu.edu, anamitra.pal@asu.edu

Abstract—A variety of algorithms have been proposed to address the power system state estimation problem in the presence of uncertainties in the data. However, less emphasis has been given to handling perturbations in the model. In the context of linear state estimation (LSE), which is the focus of this paper, perturbations in the model come from variations in the line parameters. Since the actual values of the line parameters can be different from the values stored in a power utility’s database, we investigate three approaches in this paper to estimate the states in the presence of *bounded* uncertainties in the data and the model. The first approach is based on interval arithmetic, the second is based on convex optimization, and the third is based on generalized linear-fractional programming. The three algorithms are applied to multiple IEEE test systems and compared in terms of their speed and accuracy. The results indicate that the first two algorithms are extremely fast and give expected results, while the third suffers from scalability issues and is unsuitable for LSE.

Index Terms—Bounded Uncertainty, Convex Optimization, Generalized Linear-Fractional Programming, Interval Arithmetic, Linear State Estimation, Phasor Measurement Unit

I. INTRODUCTION

Power system state estimation is an active area of research, owing to the need for accurate knowledge of bus voltages in real-time. As such, considerable focus has been devoted to phasor measurement unit (PMU)-based state estimation, which can provide an estimate of the states (bus voltage phasors) at sub-second timescales [1]. The simplest time-synchronized state estimation formulation involving PMUs is the linear state estimation (LSE) problem that is usually solved using least squares-based approaches. However, the LSE problem becomes more complicated (a) when the measurements are corrupted by bad data/noise having arbitrary attributes, (b) in the presence of topology variations and unknown transformer tap-ratios, and/or (c) if the measurement data is insufficient [2]–[7]. For these scenarios, more advanced state estimation algorithms have been developed, depending on the location and type of the complication.

To minimize the impact of bad data/outliers, robust state estimation formulations based on least-absolute value and least-modulus, have been proposed for PMU-only state estimators [8]–[10]. To account for topology variations, either a topology identifier is run before/in combination with the PMU-only state estimator [11]–[13], or a topology-change resilient state estimator is created [14], [15]. Similarly, the

impact of unknown tap-ratios is minimized by incorporating them into the state estimation process [16], [17]. Lastly, to tackle scarcity of measurement data for performing PMU-only state estimation, pseudo-measurements and machine learning have been employed [18]–[20].

It is clear from this literature review that considerable attention has been given to addressing uncertainties in the data. In contrast, uncertainties in the model have not received as such attention (apart from considering topology variations). For the PMU-only LSE problem, a major source of *bounded model uncertainty* is the change in the line parameter values caused by environmental conditions (e.g., temperature), operating conditions (heavy/light loading), and aging [21]. Note that the line parameters can change by as much as $\pm 30\%$ from their nominal values stored in a power utilities’ database [22], implying that their impacts on PMU-only LSE can be considerable. In [23], an extended weighted least square approach was developed for conventional (non-PMU) state estimation to estimate bus voltage phasors as well as parameter errors accurately. However, the computational complexity of this approach raised concerns regarding its use in PMU-only state estimation which is done at sub-second timescales. Lastly, the IEEE/IEC Standard [24] mandates that PMU data can have a maximum total vector error (TVE) of 1% under nominal conditions. This means that a bound also exists on the uncertainty in the PMU data used for doing LSE.

This paper advances the state-of-the-art by comparing the speed and accuracy of three algorithms that can do PMU-only LSE in the presence of bounded uncertainties in line parameters (model) and PMU measurements (data). The first approach is based on *interval arithmetic*, the second on *convex optimization*, and the third on *generalized linear-fractional programming* (GLFP). A special emphasis is given to the computational cost of the three approaches by evaluating them explicitly for standard IEEE test systems. Possible applications and drawbacks of the three approaches are also discussed.

II. OVERVIEW OF THREE ALGORITHMS THAT ACCOUNT FOR UNCERTAINTIES IN LINEAR REGRESSION MODELS

The LSE problem investigated in this paper has the following relationship:

$$\mathbf{y} = \mathbf{P}(\mathbf{p})\mathbf{x} - \delta\mathbf{y} \quad (1)$$

where \mathbf{p} represents the line parameters, and \mathbf{y} consists of the phasor measurements (voltage and current phasors obtained from PMUs placed at optimal locations in the grid [25], [26]) converted into rectangular coordinates with the real and the imaginary parts stacked one below the other. The measurement matrix, \mathbf{P} , which relates the measurements with the states, is composed of the line parameters, and is hence a function of \mathbf{p} . The states of the system, which are to be estimated, are denoted by \mathbf{x} , while $\delta\mathbf{y}$ is the bounded PMU measurement noise. The line parameters possess bounded uncertainties, and therefore elements of \mathbf{P} are erroneous. The following subsections provide a summary of the three mathematical algorithms that are used in this paper to solve the LSE problem described by (1).

A. State Estimation Bounds Using Interval Arithmetic

The LSE problem obeying (1) can be expressed as a weighted least squares optimization problem whose goal is to minimize the objective function, $\psi(\mathbf{x})$, given by:

$$\psi(\mathbf{x}) = (\mathbf{y} - \mathbf{P}(\mathbf{p})\mathbf{x})^T \mathbf{W}^{-1}(\mathbf{y} - \mathbf{P}(\mathbf{p})\mathbf{x}) \quad (2)$$

In (2), \mathbf{W} is a diagonal matrix constructed from the inverse of the variances in the PMU measurements. The value of \mathbf{x} that minimizes $\psi(\mathbf{x})$ can be obtained by solving the following system of linear equations [27]:

$$\begin{bmatrix} \mathbf{P}(\mathbf{p}) & -\mathbf{1} \\ \mathbf{0} & \mathbf{P}^T(\mathbf{p})\mathbf{W}^{-1} \end{bmatrix} \begin{bmatrix} \hat{\mathbf{x}} \\ \mathbf{y}_d \end{bmatrix} = \begin{bmatrix} \mathbf{y} \\ \mathbf{0} \end{bmatrix} \quad (3)$$

where \mathbf{y}_d is a dummy vector, and $\mathbf{1}$ and $\mathbf{0}$ are identity and zero matrices, respectively. Now, the uncertainty in the k^{th} network parameter, p_k , can be modeled as [28]:

$$p_k = p_{k_{nom}} + \Delta p_k \epsilon_k \quad (4)$$

where Δp_k represents the maximum deviation in the nominal line parameter value $p_{k_{nom}}$, and $\epsilon_k \in [-1, 1]$ is the uncertainty term. The measurement matrix, $\mathbf{P}(\mathbf{p})$, considering network parameter uncertainty can then be expressed as:

$$\mathbf{P}(\mathbf{p}) = \mathbf{P}_{0m} + \sum_{k=1}^{2n_p} \Delta p_k \mathbf{P}_k \epsilon_k \quad (5)$$

where n_p is the number of parameters under consideration, and \mathbf{P}_{0m} is the measurement matrix constructed from the nominal values of the line parameters. Now, (3) can be re-written as:

$$\left(\mathbf{A}_{0m} + \sum_{k=1}^{2n_p} \mathbf{A}_k \Delta p_k \epsilon_k \right) \begin{bmatrix} \hat{\mathbf{x}} \\ \mathbf{y}_d \end{bmatrix} = \begin{bmatrix} \mathbf{y} \\ \mathbf{0} \end{bmatrix} \quad (6)$$

where

$$\mathbf{A}_{0m} = \begin{bmatrix} \mathbf{P}_{0m} & -\mathbf{1} \\ \mathbf{0} & \mathbf{P}_{0m}^T \mathbf{W}^{-1} \end{bmatrix}; \quad \mathbf{A}_k = \begin{bmatrix} \mathbf{P}_k & \mathbf{0} \\ \mathbf{0} & \mathbf{P}_k^T \mathbf{W}^{-1} \end{bmatrix} \quad (7)$$

The limits on the estimated values of \mathbf{x} under parameter uncertainties can be found by solving the following optimization problems for $j = 1, \dots, 2B$, where B is number of buses:

$$\begin{aligned} \underline{x}_j^* &= \min \mathbf{e}_j^T \mathbf{x} \\ \text{subject to } & \begin{cases} \text{Eq. (6),} \\ |\epsilon_k| \leq 1; \quad (k = 1, \dots, 2n_p) \end{cases} \end{aligned} \quad (8)$$

$$\begin{aligned} \bar{x}_j^* &= \max \mathbf{e}_j^T \mathbf{x} \\ \text{subject to } & \begin{cases} \text{Eq. (6),} \\ |\epsilon_k| \leq 1; \quad (k = 1, \dots, 2n_p) \end{cases} \end{aligned} \quad (9)$$

where \mathbf{e}_j is a vector of appropriate dimensions with the j^{th} element equal to 1 and the rest of the elements equal to 0.

In accordance with [28], interval arithmetic is used to solve (8) and (9) to find $\underline{\mathbf{x}}^*$ and $\bar{\mathbf{x}}^*$. Using interval numbers and assuming \mathbf{A}_{0m}^{-1} exists, we let $\mathbf{C}_k = \mathbf{A}_{0m}^{-1} \mathbf{A}_k \Delta p_k$ and $\mathbf{f}_{0m} = \mathbf{A}_{0m}^{-1} \mathbf{b}_z$, where $\mathbf{b}_z^T = [\mathbf{y}^T \quad \mathbf{0}]$. Then, the outer solution is given by $[\mathbf{f}] = \mathbf{f}_{0m} + \mathbf{u}[-1, 1]$ with $\mathbf{u} > \mathbf{0}$, and (6) becomes:

$$\mathbf{u}[-1, 1] + \sum_{k=1}^{2n_p} \mathbf{C}_k \mathbf{f}_{0m}[\epsilon_k] + \mathbf{C}_k \mathbf{u}[-1, 1][\epsilon_k] = \mathbf{0} \quad (10)$$

where $[-1, 1][\epsilon_k] \in [-1, 1]$. To determine \mathbf{u} , we define $\mathbf{u}^{(0)} = \mathbf{0}$, $j = 0$, and $[\mathbf{w}] = -\sum_{k=1}^{2n_p} \mathbf{C}_k \mathbf{f}_{0m}[\epsilon_k]$, and perform the following iteration until it converges:

$$\mathbf{u}^{(j+1)}[-1, 1] = [\mathbf{w}] - \sum_{k=1}^{2n_p} \mathbf{C}_k \mathbf{u}^{(j)}[-1, 1] \quad (11)$$

Finally, the bounded uncertainty in the i^{th} measurement can be accounted for in the following way:

$$\delta y_i = \Delta y_i \epsilon_i \quad (12)$$

where Δy_i is the maximum deviation in δy_i , and $\epsilon_i \in [-1, 1]$ is the uncertainty term. The outer solutions are now estimated by modifying $[\mathbf{w}]$ in (11) as follows:

$$[\mathbf{w}] = \sum_{i=1}^n \mathbf{A}_{0m}^{-1} \mathbf{e}_i \Delta y_i \epsilon_i [-1, 1] - \sum_{k=1}^{2n_p} \mathbf{C}_k \mathbf{f}_{0m}[\epsilon_k] \quad (13)$$

where n is the number of elements in \mathbf{y} , and \mathbf{e}_i is a vector of appropriate dimensions with the i^{th} element equal to 1 and the rest of the elements equal to 0.

Note that the interval arithmetic-based solution does not provide the actual state estimate but rather the range inside which the estimates lie. The next two approaches provide a single value of the state estimate in the presence of bounded uncertainties in network parameters and PMU measurements.

B. State Estimation Using Convex Optimization

Since the bounds on the line parameters are finite, the uncertainty in $\mathbf{P}(\mathbf{p})$, denoted by $\delta\mathbf{P}$, is also finite/bounded. Let the induced-2 norm of the bound on $\delta\mathbf{P}$ be χ_P . Similarly, let the bound on $\delta\mathbf{y}$ be χ_y . Then, the states can be estimated from (1) by solving the following min-max problem:

$$\min_{\hat{\mathbf{x}}} \max \left\{ \|(\mathbf{P} + \delta\mathbf{P})\hat{\mathbf{x}} - (\mathbf{y} + \delta\mathbf{y})\|_2 : \|\delta\mathbf{P}\|_2 \leq \chi_P, \|\delta\mathbf{y}\|_2 \leq \chi_y \right\} \quad (14)$$

The min-max problem in (14) can be converted into an equivalent convex optimization problem as shown below:

$$\min_{\hat{\mathbf{x}}} (\| \mathbf{P}\hat{\mathbf{x}} - \mathbf{y} \|_2 + \chi_P \|\hat{\mathbf{x}}\|_2 + \chi_y) \quad (15)$$

This convex minimization problem is solved by defining (15) as a cost function to obtain the following result [29]:

$$\hat{\mathbf{x}} = (\mathbf{P}^T \mathbf{P} + \theta \mathbf{I})^{-1} \mathbf{P}^T \mathbf{y} \quad (16)$$

where θ , given by (17), is computed mathematically by solving a secular equation (see Section 3 of [29] for more details):

$$\theta = \frac{\chi_P \|\mathbf{P}\hat{\mathbf{x}} - \mathbf{y}\|_2}{\|\hat{\mathbf{x}}\|_2} \quad (17)$$

C. State and Uncertainty Bound Estimation using Generalized Linear-Fractional Programming (GLFP)

For the quantities following the linear relationship shown in (1), let the uncertainty in the elements of \mathbf{P} be bounded by ξ^1 . In accordance with [30], for estimating both ξ and \mathbf{x} , the following GLFP problem can be formulated:

$$\mathbf{v}_s = \min_{\mathbf{x} \in \mathbb{R}^{2B}} \left\{ \max_{\substack{i \in \{1, \dots, n\} \\ k \in \{0, 1\}}} \frac{(-1)^{1-k} \mathbf{l}_i^T \mathbf{x} + (-1)^k \mathbf{y}_i}{\zeta^T \mathbf{D}_s \mathbf{x} + 1} \mid \mathbf{D}_s \mathbf{x} \geq \mathbf{0} \right\} \quad (18)$$

where B is the number of buses, \mathbf{s} is a sign vector $\{\pm 1\}^{2B}$ having length equal to twice the number of buses, and \mathbf{D}_s is $\text{diag}(\mathbf{s})$. The column vector ζ defined as shown below:

$$\zeta_i = \begin{cases} 1 & \text{if } i \in \Lambda \\ 0 & \text{if } i \notin \Lambda \end{cases} \quad (19)$$

In the above equations, column vector \mathbf{l}_i is the i^{th} row of \mathbf{P} , \mathbf{y}_i is the i^{th} element of \mathbf{y} , and Λ is a known matrix that indicates which regressors are known precisely and which have uncertainties. Following this, we can write:

$$\hat{\xi} = \min_{\mathbf{s} \in \{\pm 1\}^{2B}} \mathbf{v}_s \quad (20)$$

and if \mathbf{s}^* is argmin of (20), then the optimal state estimate is the corresponding $\mathbf{x}_{\mathbf{s}^*}$.

Note that unlike the convex optimization-based solution described in Section II-B, the solution obtained by the GLFP approach estimates both the states as well as the bounds on the uncertainties in the elements of \mathbf{P} . However, because of the exponential complexity (in terms of the number of buses, B) of the GLFP approach, its computational cost/burden is much higher than the other two approaches.

III. IMPLEMENTATION METHODOLOGY

The three algorithms described in Section II were implemented using MATPOWER [31]. Data for the simulations was generated by solving the power flows after modifying the line parameters appropriately. Using this data and the equations provided in the previous section, the LSE problem given by (1) was solved. The IEEE 14, 30, 57, and 118-bus systems were used for the interval arithmetic and convex optimization-based approaches. Because of its very high computational burden, the GLFP approach could only be performed for the IEEE 5-bus system (its results for this system were compared with the interval arithmetic approach). For the 14, 30, 57, and 118-bus systems, PMUs were placed at those locations which ensured complete observability of the respective systems [25], [26]. For the 5-bus system, PMUs were placed on all five buses.

¹Note that ξ is the limit of the additive uncertainty in the elements of \mathbf{P} , while χ_P , mentioned in Section II-B, was the induced-2 norm of $\delta\mathbf{P}$.

A. Data Generation

The original line parameters were modified using the `randn` function in MATLAB, while ensuring that the deviations lie within the $\pm 30\%$ range. Next, the actual line parameter values were replaced with the perturbed values to create new case files in MATPOWER. The power flow was solved using the new case files to produce the voltage and current phasors. A Gaussian noise bounded by 1% TVE was then added to the phasors to create the PMU measurements. To mimic the real-world scenario in which the line parameter information in the power utilities' database is outdated, the \mathbf{P} matrix was constructed using the original line parameter values. This made the \mathbf{P} matrix erroneous w.r.t. the PMU data that was obtained using the modified system.

B. Obtaining Bounds on State Estimates Using Interval Arithmetic

With the input data generated using the steps outlined in Section III-A, the standard deviation of the difference between the true and the noisy measurements was calculated, and the covariance matrix, \mathbf{W} , constructed from it. For implementing interval arithmetic, the CORA library [32] was used.

C. Estimating States Using Convex Optimization

The noisy PMU measurements obtained from the power flow analysis of the system with perturbed line parameters were used to create \mathbf{y} , while the \mathbf{P} matrix contained the original line parameter values. The value of χ_P was set to be the maximum of the absolute value of the difference between the perturbed and the unperturbed line parameters. To solve the secular equation, `fsolve`, available in MATLAB's Optimization Toolbox [33], was utilized.

D. Estimating States and Bounds Using GLFP

This approach could only be implemented on the 5-bus system. The necessary matrices for this test system and approach were generated using the methodology described in Section III-A. For modeling and solving (18), the GUROBI Optimization Package [34] was called from within MATLAB.

IV. RESULTS AND DISCUSSION

The results are presented in Figs. 1-5, which depict the estimates of the real and imaginary parts of the bus voltages for the different test systems. For the 5-bus system shown in Fig. 1, it is evident that although the actual voltages lie within the bounds obtained using the interval arithmetic approach, those obtained using the GLFP approach did not. The reason for this could be the sensitivity of the GLFP approach to the matrix elements and/or the perturbations. For the voltage estimates obtained using the convex optimization approach for the 14, 30, 57, and 118-bus systems (see Figs. 2-5), the following inferences are drawn: (i) the imaginary parts either lay within the bounds or very close to the lower bound obtained by the interval arithmetic approach; (ii) the real parts often lay below the lower bound, particularly for the larger systems. The actual voltages almost always lay within the bounds obtained using

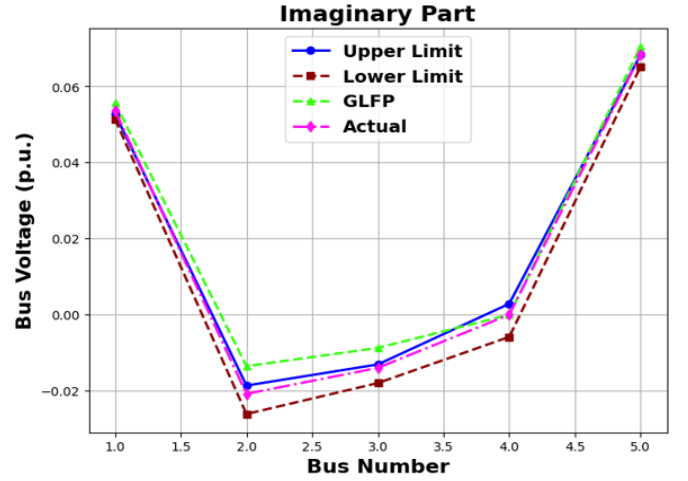
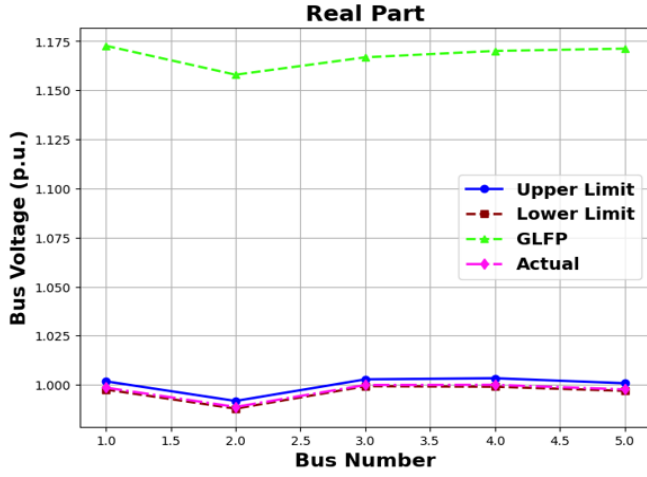


Fig. 1: Estimated voltages for 5-bus system. The voltages estimated using GLFP approach lie outside the bounds, while the actual voltages lie within the bounds obtained using interval arithmetic approach.

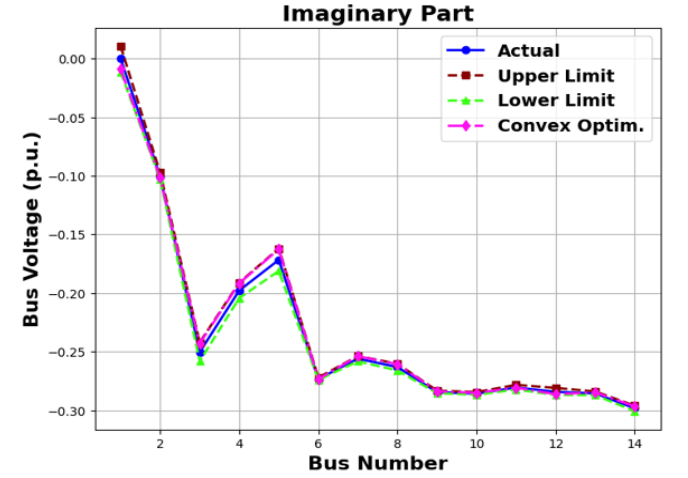
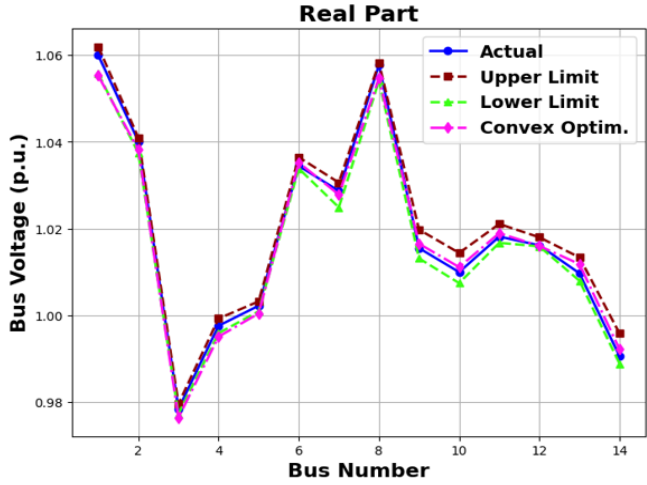


Fig. 2: Estimated voltages for 14-bus system. For the real part as well as the imaginary parts, the actual voltages and the voltages estimated using convex optimization approach, lie within the bounds obtained using interval arithmetic approach.

the interval arithmetic approach, with the bounds being relatively narrow especially for the larger systems. It can be concluded from this analysis that if a single estimate value is required, the convex optimization approach should be used, while if a narrow bound for the state estimates suffices, then the interval arithmetic approach should be preferred.

The execution times for the convex optimization and interval arithmetic approaches are summarized in Table I. It can be observed from the table that the interval arithmetic approach is almost an order of magnitude faster than the convex optimization approach. The root mean squared error (RMSE) results for the convex optimization algorithm is also provided in Table I. The entries of the table correspond to the run that created Figs. 1-5. For the 5-bus system, the RMSE of the voltage estimated using the GLFP algorithm was 0.121 p.u., while the duration of program execution was 120.28 seconds, making the GLFP algorithm unsuitable for high-speed PMU-only state estimation. Note that all the simulations were performed on a personal computer having 16 GB of RAM and an AMD Ryzen 7 processor without the utilization of any GPU.

TABLE I: Summary of results obtained using the convex optimization and interval arithmetic-based approaches

Test System	Runtime (seconds)		RMSE for Convex Opt. (p.u.)
	Convex Opt.	Interval Arith.	
14	0.444	0.0398	0.00348
30	0.482	0.0416	0.00155
57	0.555	0.038	0.02014
118	0.529	0.039	0.02287

V. CONCLUSION

Due to outdated line parameter information being stored in a power utility's database, there is a genuine need for a method that can estimate bus voltages accurately using the old parameter values, that too within a reasonable timeframe. This paper addresses this need by comparing the performance of three mathematical algorithms for doing LSE in the presence of bounded perturbations in PMU measurements and line parameter values. The interval arithmetic-based algorithm provided bounds of the voltages in less than 0.05 seconds for all four test systems and is, therefore, extremely fast. The convex optimization-based algorithm provided solutions within 0.6

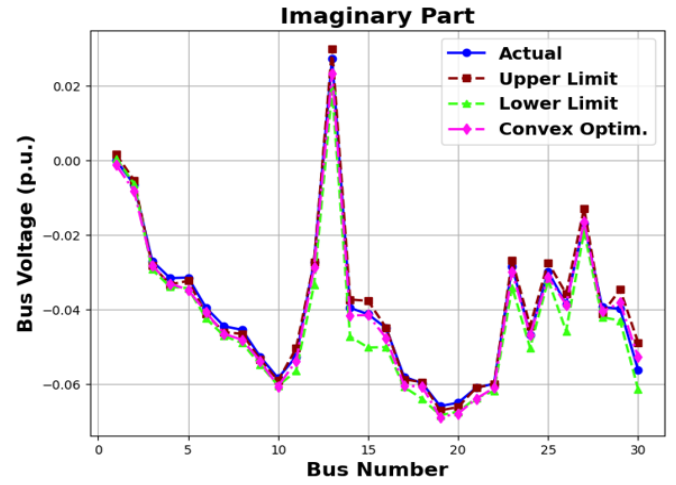
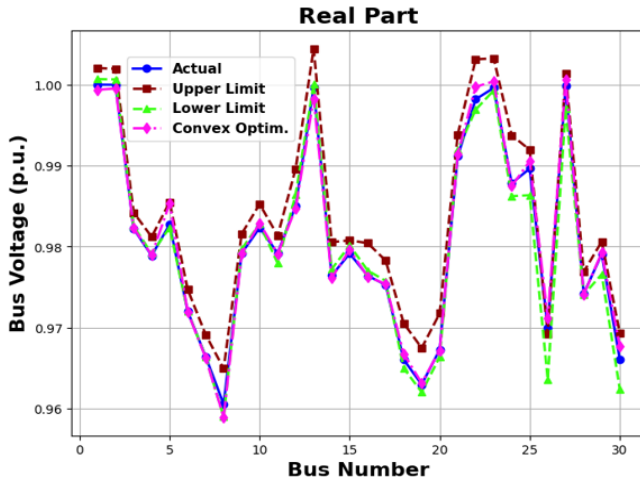


Fig. 3: Estimated voltages for 30-bus system. For real part, all actual voltages and most of the voltages estimated using convex optimization approach lie within the bounds obtained using interval arithmetic approach. For imaginary part, most of the actual voltages and all of the voltages estimated using convex optimization approach lie within the bounds obtained using interval arithmetic approach.

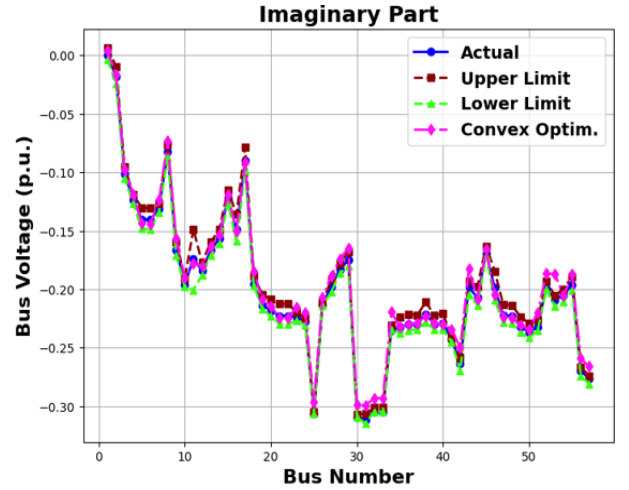
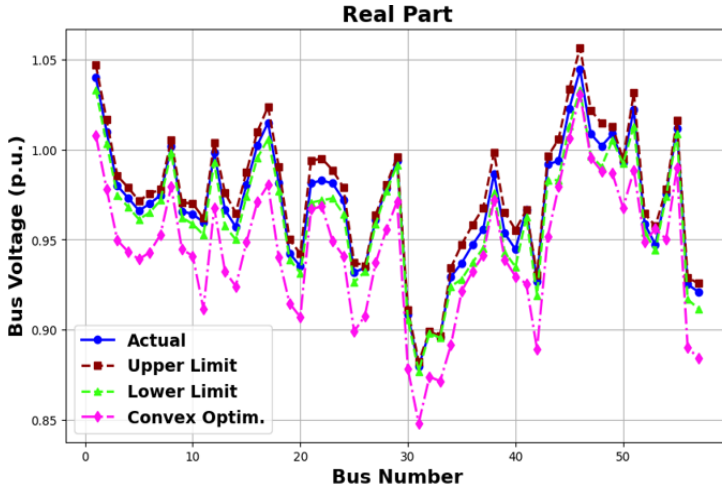


Fig. 4: Estimated voltages for 57-bus system. For real part, actual voltages lie within the bounds obtained using interval arithmetic approach, while voltages estimated using convex optimization approach lie mostly below the lower bound. For imaginary part, all actual voltages and most of the voltages estimated using convex optimization approach lie within the bounds obtained using interval arithmetic approach.

seconds for systems as large as 118 buses, with good RMSE for the smaller systems. Despite giving an estimate of the state as well as quantifying the uncertainty, the approach based on GLFP has the drawback of having an extremely long execution time. Additionally, this approach was sensitive to the values of the matrix elements. Although the computational burden of the GLFP algorithm could be reduced through parallelization, its high sensitivity to the elements of the matrix made it unsuitable for PMU-only LSE.

In summary, the interval arithmetic-based approach and the convex optimization-based approach are suitable for LSE purposes. Both of these approaches can provide voltage information quickly with faster processors, given that the simulations conducted in this paper were on a computer with relatively low processing power. The future scope of this work involves comparison with recently proposed machine learning approaches for transmission system state estimation (e.g., [1], [15]) and validation-via-hardware implementation.

REFERENCES

- [1] A. C. Varghese, H. Shah, B. Azimian, A. Pal, and E. Farantatos, "Deep neural network-based state estimator for transmission system considering practical implementation challenges," *Journal of Modern Power Systems and Clean Energy*, pp. 1–13, 2024.
- [2] J. Lin, C. Lu, W. Song, Y. Han, Y. Su, H. Huang, and L. Li, "Synchrophasor-based online state estimation in large-scale power grid," *CSEE Journal of Power and Energy Systems*, vol. 9, no. 5, pp. 1613–1622, 2023.
- [3] A. Mishra and R. A. de Callafon, "Algebraic approach to PMU placement for minimum variance linear state estimation in power networks," *IEEE Transactions on Power Systems*, vol. 38, no. 5, pp. 4381–4390, 2023.
- [4] G. Tian, Y. Gu, Z. Yu, Q. Zhang, D. Shi, Q. Zhou, and Z. Wang, "Enhanced denoising autoencoder-aided bad data filtering for synchrophasor-based state estimation," *CSEE Journal of Power and Energy Systems*, vol. 8, no. 2, pp. 640–651, 2022.
- [5] Y. Gu, Z. Yu, R. Diao, and D. Shi, "Doubly-fed deep learning method for bad data identification in linear state estimation," *Journal of Modern Power Systems and Clean Energy*, vol. 8, no. 6, pp. 1140–1150, 2020.
- [6] S. Sarri, L. Zanni, M. Popovic, J.-Y. Le Boudec, and M. Paolone, "Performance assessment of linear state estimators using synchrophasor measurements," *IEEE Transactions on Instrumentation and Measurement*, vol. 65, no. 3, pp. 535–548, 2016.

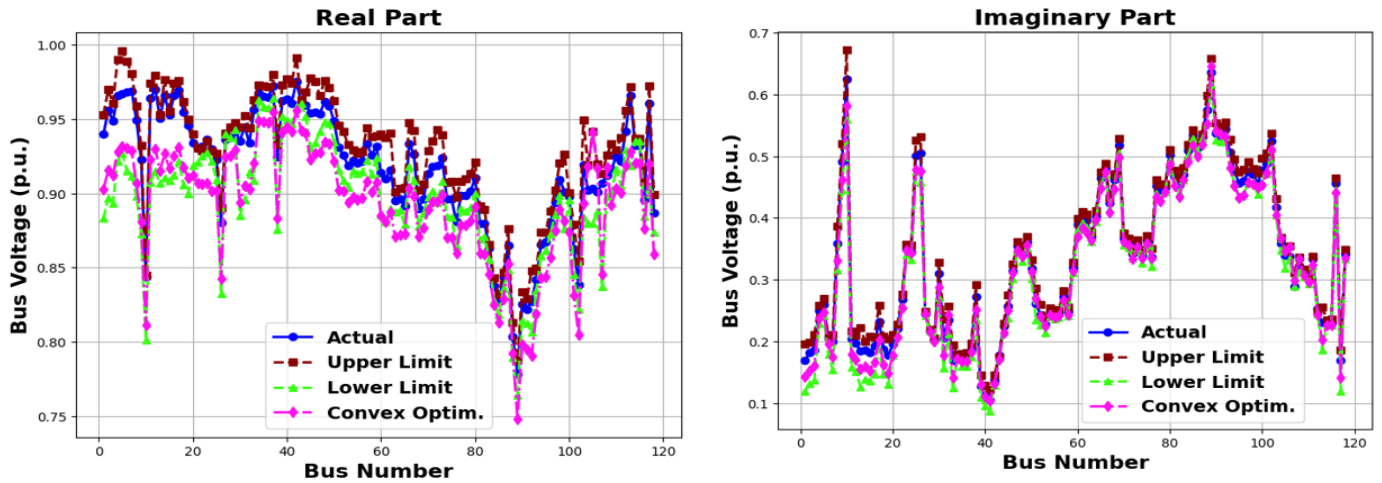


Fig. 5: Estimated voltages for 118-bus system. For real part, actual voltages lie within the bounds obtained using interval arithmetic approach, while the voltages estimated using convex optimization approach lie mostly below the lower bound. For imaginary part, all actual voltages and most of the voltages estimated using convex optimization approach lie within the bounds obtained using interval arithmetic approach.

- [7] G. Cheng, Y. Lin, Y. Chen, and T. Bi, "Adaptive state estimation for power systems measured by PMUs with unknown and time-varying error statistics," *IEEE Transactions on Power Systems*, vol. 36, no. 5, pp. 4482–4491, 2021.
- [8] M. Göl and A. Abur, "A robust PMU based three-phase state estimator using modal decoupling," *IEEE Transactions on Power Systems*, vol. 29, no. 5, pp. 2292–2299, 2014.
- [9] L. Sun, T. Chen, X. Chen, W. K. Ho, K.-V. Ling, K.-J. Tseng, and G. A. J. Amaratunga, "Optimum placement of phasor measurement units in power systems," *IEEE Transactions on Instrumentation and Measurement*, vol. 68, no. 2, pp. 421–429, 2019.
- [10] R. A. Jabr, "Complex-variable weighted least modulus state estimation," *IEEE Transactions on Power Systems*, vol. 39, no. 4, pp. 6026–6035, 2024.
- [11] J. Kim and L. Tong, "On phasor measurement unit placement against state and topology attacks," in *2013 IEEE International Conference on Smart Grid Communications (SmartGridComm)*, 2013, pp. 396–401.
- [12] B. Azimian, R. S. Biswas, S. Moshtagh, A. Pal, L. Tong, and G. Dasarthy, "State and topology estimation for unobservable distribution systems using deep neural networks," *IEEE Transactions on Instrumentation and Measurement*, vol. 71, pp. 1–14, 2022.
- [13] Y. Zhou and V. Centeno, "Adaptive linear state estimation for unbalanced distribution system," *IEEE Access*, vol. 13, pp. 63 417–63 427, 2025.
- [14] S. Moshtagh, A. I. Sifat, B. Azimian, and A. Pal, "Time-synchronized state estimation using graph neural networks in presence of topology changes," in *2023 North American Power Symposium (NAPS)*, 2023, pp. 1–6.
- [15] S. Moshtagh, B. Azimian, M. Golgol, and A. Pal, "Topology-aware graph neural network-based state estimation for PMU-unobservable power systems," *IEEE Transactions on Power Systems*, pp. 1–14, 2025.
- [16] E. R. Fernandes, S. G. Ghiocel, J. H. Chow, D. E. Ilse, D. D. Tran, Q. Zhang, D. B. Bertagnolli, X. Luo, G. Stefopoulos, B. Fardanesh, and R. Robertson, "Application of a phasor-only state estimator to a large power system using real PMU data," *IEEE Transactions on Power Systems*, vol. 32, no. 1, pp. 411–420, 2017.
- [17] G. Cheng, Y. Lin, A. Abur, A. Gómez-Expósito, and W. Wu, "A survey of power system state estimation using multiple data sources: PMUs, SCADA, AMI, and beyond," *IEEE Transactions on Smart Grid*, vol. 15, no. 1, pp. 1129–1151, 2024.
- [18] M. Glavic and T. Van Cutsem, "Reconstructing and tracking network state from a limited number of synchrophasor measurements," *IEEE Transactions on Power Systems*, vol. 28, no. 2, pp. 1921–1929, 2013.
- [19] B. Azimian, R. S. Biswas, A. Pal, and L. Tong, "Time synchronized state estimation for incompletely observed distribution systems using deep learning considering realistic measurement noise," in *2021 IEEE Power & Energy Society General Meeting (PESGM)*, 2021, pp. 1–5.
- [20] B. Azimian, S. Moshtagh, A. Pal, and S. Ma, "Analytical verification of performance of deep neural network based time-synchronized distribution system state estimation," *Journal of Modern Power Systems and Clean Energy*, vol. 12, no. 4, pp. 1126–1134, 2024.
- [21] A. C. Varghese, A. Pal, and G. Dasarthy, "Transmission line parameter estimation under non-Gaussian measurement noise," *IEEE Transactions on Power Systems*, vol. 38, no. 4, pp. 3147–3162, 2023.
- [22] G. Kusic and D. Garrison, "Measurement of transmission line parameters from SCADA data," in *2004 IEEE Power & Energy Society Power Systems Conference and Exposition*, 2004, pp. 440–445.
- [23] G. D'Antona, "Power system static-state estimation with uncertain network parameters as input data," *IEEE Transactions on Instrumentation and Measurement*, vol. 65, no. 11, pp. 2485–2494, 2016.
- [24] "IEEE/IEC International Standard - Measuring Relays and Protection Equipment - Part 118-1: Synchrophasor for power systems - Measurements," pp. 1–78, 2018.
- [25] A. Pal, A. K. S. Vullikanti, and S. S. Ravi, "A PMU placement scheme considering realistic costs and modern trends in relaying," *IEEE Transactions on Power Systems*, vol. 32, no. 1, pp. 552–561, 2017.
- [26] A. Pal, G. A. Sanchez-Ayala, V. A. Centeno, and J. S. Thorp, "A pmu placement scheme ensuring real-time monitoring of critical buses of the network," *IEEE Transactions on Power Delivery*, vol. 29, no. 2, pp. 510–517, 2014.
- [27] S. M. Rump, "Solving algebraic problems with high accuracy," in *A New Approach to Scientific Computation*, U. W. Kulisch and W. L. Miranker, Eds. Academic Press, 1983, pp. 51–120. [Online]. Available: <https://www.sciencedirect.com/science/article/pii/B9780124286603500100>
- [28] C. Rakpenthai, S. Uatrongjit, and S. Premrudeepreechacharn, "State estimation of power system considering network parameter uncertainty based on parametric interval linear systems," *IEEE Transactions on Power Systems*, vol. 27, no. 1, pp. 305–313, 2012.
- [29] S. Chandrasekaran, G. H. Golub, M. Gu, and A. H. Sayed, "Parameter estimation in the presence of bounded data uncertainties," *SIAM Journal on Matrix Analysis and Applications*, vol. 19, no. 1, pp. 235–252, 1998. [Online]. Available: <https://doi.org/10.1137/S08954798960301674>
- [30] M. Hladík, M. Černý, and J. Antoch, "EIV regression with bounded errors in data: total 'least squares' with Chebyshev norm," *Statistical Papers*, vol. 61, no. 1, pp. 279–301, Feb. 2020. [Online]. Available: <http://link.springer.com/10.1007/s00362-017-0939-z>
- [31] R. D. Zimmerman and C. E. Murillo-Sánchez, "MATPOWER," Oct. 2020. [Online]. Available: <https://doi.org/10.5281/zenodo.4074135>
- [32] M. Althoff, "An introduction to CORA 2015," in *Proc. of the 1st and 2nd Workshop on Applied Verification for Continuous and Hybrid Systems*. EasyChair, December 2015, pp. 120–151. [Online]. Available: <https://easychair.org/publications/paper/xMm>
- [33] T. M. Inc., "Optimization toolbox version: 24.1 (R2024a)," Natick, Massachusetts, United States, 2022. [Online]. Available: <https://www.mathworks.com>
- [34] Gurobi Optimization, LLC, "Gurobi Optimizer Reference Manual," 2024. [Online]. Available: <https://www.gurobi.com>