

ReviewGuard: Enhancing Deficient Peer Review Detection via LLM-Driven Data Augmentation

Haoxuan Zhang*, Ruochi Li[†], Sarthak Shrestha*, Shree Harshini Mamidala*, Revanth Putta*, Arka Krishan Aggarwal*, Ting Xiao^{*‡}, Junhua Ding*, Haihua Chen^{*‡}

*University of North Texas, Denton, TX, USA

Emails: {HaoxuanZhang, SarthakShrestha, revanthputta}@my.unt.edu, mamidalashree@gmail.com, arkakrishanaggarwal544@gmail.com, {ting.xiao, Junhua.Ding, Haihua.Chen}@unt.edu

[†]North Carolina State University, Raleigh, NC, USA

Email: rli14@ncsu.edu

[‡]Corresponding authors

Abstract—Peer review serves as the gatekeeper of science, yet the surge in submissions and widespread adoption of large language models (LLMs) in scholarly evaluation present unprecedented challenges. Recent work has focused on using LLMs to improve review efficiency or generate insightful review content. However, unchecked deficient reviews from both human experts and AI systems threaten to systematically undermine the peer review ecosystem and compromise academic integrity. To address this critical issue, we introduce ReviewGuard, an automated system for detecting and categorizing deficient reviews. ReviewGuard employs a comprehensive four-stage LLM-driven framework that: (1) collects ICLR and NeurIPS papers with their corresponding reviews from OpenReview; (2) annotates review types using GPT-4.1 with human validation; (3) addresses class imbalance and data scarcity through LLM-driven synthetic data augmentation, producing a final corpus of 6,634 papers, 24,657 real reviews, and 46,438 synthetic reviews; and (4) fine-tunes both encoder-based models and open source LLMs. We perform comprehensive feature analysis of the structure and quality of the review text. Compared to sufficient reviews, deficient reviews demonstrate lower rating scores, higher self-reported confidence, reduced structural complexity, and a higher proportion of negative sentiment. AI-generated text detection reveals that, since ChatGPT’s emergence, AI-generated reviews (both sufficient and deficient) have increased dramatically. In the evaluation of deficient review detection models, mixed training with synthetic and real review data provides substantial enhancements to recall and F1 scores on the binary task. For example, in Qwen 3-8B, the recall increases from 0.5499 to 0.6653, and the F1 score increases from 0.5606 to 0.7073. Similarly, for the multi-label detection task, this approach yields notable improvements in identifying deficient review types across most models. This study presents the first LLM-driven system for detecting deficient peer reviews, providing evidence to inform AI governance in peer review while offering valuable insights into human-AI collaboration to maintain academic integrity. The code, prompts, and data used in this study are publicly available at [Link](#).

Index Terms—deficient review, peer review, large language models, data augmentation, academic integrity

I. INTRODUCTION

Peer review serves as the cornerstone of scientific communication, ensuring the quality, validity, and integrity of research before publication [1], [2]. Through expert evaluation, it maintains stringent standards in methodology, precision, and schol-

arly contribution [3]. However, the system faces significant pressures, with submission volumes growing exponentially, overwhelming review processes, and compromising quality at scale [4]. Compounding factors include heavy reviewer workloads and compressed timelines that foster superficial evaluations, suboptimal reviewer-manuscript pairings, and reduced accountability due to anonymity [5]–[8].

Advancements in LLMs present viable solutions, as evidenced by studies showing that LLM-generated reviews often match human assessments, pinpoint methodological problems, evaluate contributions, and provide constructive feedback [2], [3], [9], [10]. Their capacity for rapid, consistent processing of extensive text supports scalable peer review enhancements [4]. However, integrating LLMs introduces risks, such as prompt injection vulnerabilities that enable biased reviews, along with model-inherent biases, hallucinations, and generic outputs that undermine the depth and trustworthiness of the review [4], [11], [12].

Existing research on LLMs in peer review predominantly emphasizes replicating or improving review practices, with limited focus on identifying and mitigating deficient reviews. This oversight is concerning, as unchecked problematic behaviors from human or AI reviewers could exacerbate systemic flaws. Barriers to advancement include the lack of standardized datasets, metrics, and detection mechanisms, issues intensified by accelerating LLM adoption.

To address these challenges, we introduce ReviewGuard, an LLM-powered framework designed for the detection and analysis of deficient peer reviews. This methodology integrates peer review data acquisition from the OpenReview platform, focusing on top machine learning conferences like ICLR and NeurIPS, with a focus on manuscripts featuring conflicting assessments to produce an initial dataset of 24,657 authentic reviews from 6,634 papers. The annotation leverages GPT-4.1 for the preliminary labeling, validated by human experts, to categorize reviews as sufficient or deficient, including subtypes such as superficiality and lack of constructiveness, followed by an augmentation with 46,438 LLM-generated synthetic reviews to address class imbalances. Multi-dimensional feature

analysis examines textual attributes, including structural metrics like complexity indices and qualitative elements such as sentiment profiles and AI content detection. Finally, detection models are developed via fine-tuning of encoders including BERT, SciBERT, and RoBERTa, as well as open LLMs like LLaMa 3.1-8B-Instruct and Qwen 3-8B, enabling automated identification of deficient review.

Our feature analysis reveals distinctive patterns that distinguish deficient reviews (DR) from sufficient reviews (SR).

- **Structural Complexity:** SR demonstrates greater linguistic depth, with averages of 24.61 sentences and 425.47 lexical tokens, compared to 19.43 sentences and 318.44 tokens for DR, alongside higher complexity scores (e.g., Linsear Write readability of 14.02 versus 12.68).
- **Metadata Correlations:** SR is associated with elevated ratings (mean 5.37 versus 3.74 for DR; Spearman $\rho = 0.256$, $p < 0.001$) and slightly lower confidence (mean 3.68 versus 3.75; $\rho = -0.046$, $p < 0.001$), reflecting balanced and reflective evaluations.
- **Sentiment Profiles:** SR is predominantly neutral ($\geq 90\%$), while DR exhibit 4–5 times more negativity, indicating potential emotional bias ($\chi^2 = 397.7$ for ICLR and 29.1 for NeurIPS, both $p < 0.001$).
- **AI-Generated Content Trends:** Detection via the Binoculars [13] framework reveals a post-ChatGPT surge in AI-written reviews, with over 100 AI-detected SR in ICLR 2025 and escalations to >40 in NeurIPS 2024, alongside rising DR detections, underscoring authenticity deficits. Notably, AI adoption is widespread across the spectrum of review quality, appearing in both sufficient and deficient reviews.

These patterns emphasize DR deficiencies in professionalism, depth, and genuineness, frequently linked to hasty or superficial judgments.

This work advances academic integrity through the following key contributions:

- We propose **ReviewGuard**, a scalable, four-stage framework that integrates data curation, annotation, analytical scrutiny, and detection, meticulously tailored for machine learning conference contexts.
- Our analysis quantifies prevalent DR patterns, such as superficiality and lack of constructiveness, while highlighting the proliferation of AI-generated content, thereby informing policy frameworks for ethical LLMs integration in peer review.
- We improve data quality through LLM-driven data augmentation and demonstrate enhanced model efficacy, particularly in fine-grained multi-label detection of deficient subtypes.

ReviewGuard not only enables deficient review detection but also lays groundwork for robust, AI-enhanced peer review systems, preserving the reliability and fairness of scientific discourse.

II. RELATED WORK

Peer review is fundamental to the reliability and integrity of academic publishing, serving as both a quality control mechanism and a platform for constructive academic exchange [14], [15]. Through critical evaluation of methodological soundness, originality, and clarity, reviewers help maintain disciplinary standards and prevent the dissemination of unreliable findings [16], [17]. Reviewers' assessments not only determine whether research enters the scientific record, but also provide authors with expert feedback that strengthens their manuscripts prior to publication [18]–[20]. The value of this process depends on the expertise, objectivity, and professionalism of reviewers, whose constructive and actionable feedback is essential for improving both the quality of individual manuscripts and the overall standard of scientific literature.

Despite its essential role, the peer review process continues to encounter challenges, including reviewer bias, inconsistency, limited coverage of important evaluation criteria, and an increasing burden on the research community [21]. Manual reviews are often time-consuming and costly, and numerous studies have highlighted common issues such as superficial assessments, insufficient justification, and unconstructive or careless feedback [7]. As the volume of submissions grows exponentially, these limitations have become more pronounced, raising pressing concerns about the overall quality and fairness of scientific evaluation. Recent advances in LLMs have created new opportunities to address some of these challenges. Some research has explored automated multi-agent systems that leverage LLMs to simulate and streamline the peer review process, demonstrating promising potential for improving scalability and efficiency [2], [22], [23]. Meanwhile, hierarchical and structured frameworks have been proposed to address the limitations of superficial or unsubstantiated feedback by decomposing the review process into fine-grained, aspect-specific tasks and modeling the logical relationships between papers and review comments [24]–[26]. Other studies have investigated augmentation strategies such as retrieval-augmented generation (RAG) and fine-tuning to further enhance review quality. RAG integrates targeted literature retrieval into the generation process to ground assessments in verifiable evidence [27], [28], while fine-tuning adapts LLMs to the stylistic and evaluative norms of peer review, improving factual accuracy and alignment with domain-specific criteria [3], [29].

However, neither human reviewers nor LLM-based systems are immune to deficient reviewing. For human reviewers, such behavior often stems from constraints such as limited time, high workload, and gaps in domain expertise, which can lead to superficial assessments or insufficiently justified recommendations [30]. LLM-generated reviews may suffer from deep-level understanding, rely on repetitive template-like language, and rarely pose clarifying questions [3]. Given the increasing volume of submissions and the growing use of LLM-assisted review, addressing deficient review has become an urgent priority to safeguarding the integrity of scientific publication.

III. METHODOLOGY

The ReviewGuard pipeline (as shown in Figure 1) employs a systematic four-stage approach for detecting deficient peer reviews in machine learning conferences. It begins with targeted acquisition of review texts from OpenReview for ICLR and NeurIPS, prioritizing submissions with conflicting assessments to capture edge cases. The second stage involves GPT-4.1-assisted, human-validated annotation, labeling reviews as sufficient or deficient and assigning fine-grained deficient codes (e.g., superficiality, lack of constructiveness, cursory judgment, excessive harshness, malice, or uninformed commentary). This is augmented by synthetic review generation using LLMs to simulate diverse sufficient and deficient archetypes, enriching the dataset. The third stage performs feature analysis on both real and synthetic deficient reviews, examining textual structure (statistical and complexity metrics) and quality (sentiment and AI-generated content detection). Finally, detection models are developed through domain-adaptive fine-tuning of encoder-based models (BERT, SciBERT, RoBERTa) and low-resource fine-tuning of open-source LLMs (LLaMa 3.1-8B-Instruct, Qwen 3-8B), enabling automated identification of deficient content.

A. Peer Review Acquisition

OpenReview is a platform dedicated to enhancing transparency in scientific communication by proactively publishing both manuscripts and their corresponding peer reviews [31]. The review data from ICLR and NeurIPS are of particular value for two primary reasons. First, these conferences represent the premier venues in the field of machine learning; thus, a nuanced analysis of deficient review practices at this level has direct implications for academic integrity and scientific advancement. Second, both ICLR and NeurIPS make available a comprehensive set of peer review artifacts, including reviews for both accepted and rejected submissions, thereby ensuring greater data representativeness and mitigating selection biases often present in more restricted datasets. Furthermore, OpenReview’s official API infrastructure enables the systematic and large-scale acquisition of original manuscripts and associated peer-review texts, supporting both reproducibility and exhaustive coverage.

Although deficient review is an increasingly recognized issue, it constitutes only a minor proportion of the total review corpus. To maximize the likelihood of capturing such instances within a feasible annotation budget, our data collection is deliberately focused on manuscripts exhibiting conflicting peer review outcomes. Specifically, we operationalize “conflicting reviews” as papers where, for example, among three reviewer reports, two provide concordant, relatively high (or low) ratings while the third exhibits a substantial divergence. Formally, for each paper, we compute a consensus score by averaging all assigned reviewer scores after discarding the highest and lowest values. The absolute differences between the highest (lowest) score and the consensus, denoted as $diff_{high}$ and $diff_{low}$ respectively, quantify the extent of outlier opinions. This targeted data selection criterion enables efficient

resource allocation, increasing the yield of relevant instances for subsequent annotation and in-depth empirical analysis.

B. Review Categorization and Annotation

1) *Definitions*: Deficient peer review is not accidental. It grows out of systemic and personal pressures that now shape academic publishing [1]. First, reviewers often face heavy workloads and tight deadlines, leading to short and shallow evaluations. Because reviewing is voluntary and rarely rewarded in formal evaluations, good intentions can give way to minimal effort [5], [6]. Second, the surge in submissions and the imperfect matching of papers with reviewers mean that some manuscripts are judged by people who lack the required expertise [3]. Third, closed and anonymous review systems offer little accountability, lowering the cost of harsh or unsupported criticism and even allowing reviewers to harm competing work [7]. Finally, most journals and conferences do not provide formal training, so new reviewers may rely on vague, template-like comments, mistaking length for depth [15]. Together, these conditions make deficient reviews much more likely.

Review responsibility can be conceptualized along three interdependent dimensions [2], [3]: *commitment* (the extent of substantive engagement with the manuscript), *constructive intention* (a fair-minded desire to improve the work) and *domain knowledgeability* (sufficient expertise to make an informed judgment). A report that satisfies all three pillars yields what we term a *sufficient review* (SR); editors and authors can rely on such feedback to reach defensible editorial decisions. A breakdown in any single dimension produces a *deficient review* (DR): the report ceases to perform its gate-keeping or mentoring functions and may distort acceptance outcomes or discourage author participation. The first task in categorization, therefore, is to determine whether the text demonstrates substantive engagement, benign intent, and adequate expertise. When all criteria are met the review is coded as sufficient; failure on one or more dimensions triggers a deficient label that is then sub-typed according to its dominant failure mode.

Deficient reviews exhibit recurring patterns that can be categorized into six types based on empirical evidence [2], [3], [32]. These include *superficial* comments, which are shallow or vague; those *lacking constructiveness*, which list faults without offering actionable remedies; and *cursory judgments*, which reveal minimal effort and often misquote or ignore key sections. Some reviews are *overly harsh or malicious*, dismissing the paper without balanced reasoning, while others are simply *uninformed*, containing factual errors that indicate limited expertise. Finally, the *others* category captures additional deviations, such as prestige, nationality, or gender bias, that manifest deficiency not covered by the preceding types. Table I formalizes the distinction between sufficient and deficient reviews and summarizes these six subtypes of deficient review.

2) *Annotation Protocol*: Large-scale data annotation is inherently time-consuming and labor-intensive. However, rapid advancements in LLMs have placed them as effective annota-

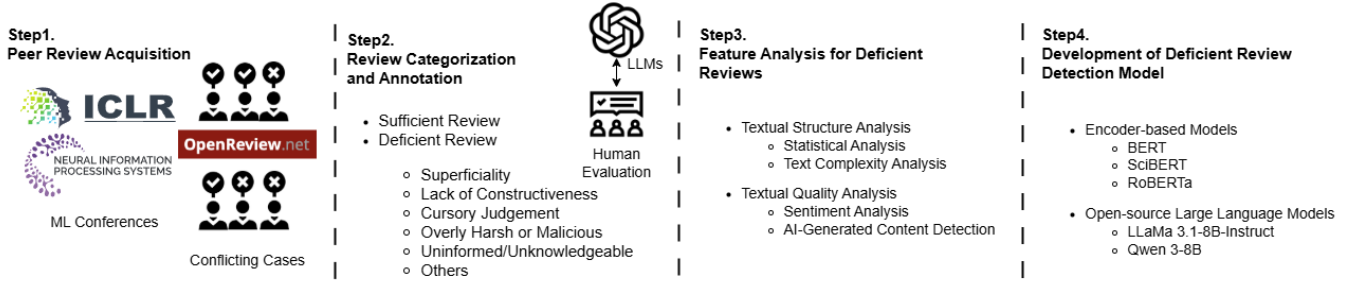


Fig. 1. The ReviewGuard pipeline: A four-stage framework for automated detection of deficient peer reviews via data acquisition, human-validated and synthetic annotation, multi-dimensional feature analysis, and detection model development.

TABLE I
RESPONSIBILITY CATEGORIES AND THEIR OPERATIONAL DEFINITIONS.

Category	Definition
Sufficient review (SR)	Meets all three pillars—commitment, constructive intention, and domain knowledgeability—thus providing substantive, fair, and actionable feedback.
Deficient review (DR)	Fails at least one pillar above; the prevailing failure mode is further coded into one of the sub-types listed below.
<i>Deficient review: sub-types</i>	
Superficiality	Comments are shallow, vague, or perfunctory, showing minimal engagement with the manuscript.
Lack of constructiveness	Feedback notes problems but offers no actionable guidance for improvement.
Cursory judgment	Review appears hastily written, misquotes content, or otherwise signals the paper was not thoroughly read.
Overly harsh / malicious	Tone is unnecessarily negative or dismissive without balanced reasoning.
Uninformed / unknowledgeable	Contains factual errors or requests reflecting insufficient expertise in the paper’s area.
Others	Any additional deficient (prestige, nationality, or gender bias) not captured above.

tors, widely adopted in various disciplines [33]. Empirical evidence indicates that LLM-generated annotations often achieve or surpass the quality of human annotations, with inter-LLMs consistency exceeding that observed among human annotators [34], [35]. However, LLMs are not infallible oracles; their outputs require further human validation to ensure reliability. To address this, we integrate LLM-driven large-scale annotation with human verification on a smaller scale [36]. Specifically, we employ the GPT-4.1 model ¹ for annotation. The input comprises the title, abstract, and full text and metadata of all associated reviews. The model is tasked with determining whether each review qualifies as sufficient; If considered deficient, it categorizes the review according to the six types outlined in Table I and provides a rationale for classification.

To rigorously assess the reliability of LLM-based annotation for subsequent analysis, we conduct a two-stage validation protocol. After initial labeling by GPT-4.1, a sample of reviews is independently annotated by expert human raters. We then compute Cohen’s kappa [37] and Fleiss’s kappa [38] to

quantify inter-rater agreement on both responsibility labels and subtypes.

3) *Synthetic Review Augmentation:* The review data collected from the OpenReview platform exhibits significant data imbalance and low-resource characteristics. Utilizing LLMs for synthetic data generation has emerged as an effective approach for improving dataset quality and enhancing model performance [39], [40]. This technology has been widely applied across multiple domains within natural language processing, including classification tasks, summarization, question-answering, and translation, demonstrating promising results [39], [41]. Therefore, we adopt synthetic data augmentation techniques to address the data scarcity problem.

Specifically, we design specialized prompts targeting different types of deficient review behaviors and generate synthetic review data through LLMs based on paper information. The prompts are based on Table I. For each paper identified as a conflicting case, we generate six distinct types of deficient review samples and one sufficient review to ensure data diversity and completeness.

C. Feature Analysis for Deficient Reviews

We conduct an analysis on the real review dataset annotated by GPT-4.1 to reveal key differences between sufficient and deficient reviews. This analysis covers textual structure and textual quality aspects. Textual structure analysis includes descriptive statistics and complexity evaluation. Descriptive statistics explore how review type (sufficient vs. deficient) affects outcomes like review scores and self-reported reviewer confidence, demonstrating whether deficient reviews harm overall quality and quantifying any biases in the evaluation process. Textual complexity analysis highlights linguistic differences at the word and sentence levels, showing how review type influences structural sophistication and readability. Textual quality analysis focuses on sentiment analysis and AI-generated content detection, examining the emotional tone and authenticity of the reviews. Recently, the rise of LLMs has led to AI-generated reviews—a hard-to-detect form of academic misconduct that erodes the integrity and respect of scholarly peer review.

1) *Textual Structure Analysis:* We employ Spearman’s rank correlation coefficient—a widely used statistical method in quantitative research—to validate the relationships between

¹GPT-4.1: <https://openai.com/index/gpt-4-1/>.

review responsibility and both review scores and confidence scores. For textual complexity analysis, we utilize Textstat² to compute complexity metrics at the word, syllable, and sentence levels. This tool is selected for its validated algorithms, which provide objective, reproducible measures of linguistic intricacy, thereby substantiating differences in cognitive effort between sufficient and deficient reviews through quantifiable proxies of textual sophistication.

2) *Textual Quality Analysis*: We implement sentiment analysis using the twitter-roberta-base-sentiment-latest model [42] to classify the emotional tone of the review texts, categorizing them into positive, negative, or neutral sentiments to reveal potential biases or inconsistencies in sufficient versus deficient reviews. For AI-generated content detection, we implement the state-of-the-art Binoculars [13] framework, which leverages the Falcon-7B and Falcon-7B-Instruct models to achieve high accuracy in zero-shot detection without requiring pre-training. This method is justified by its demonstrated superiority in recent benchmarks for distinguishing human-authored from AI-generated text, relying on cross-model perplexity comparisons that exploit inherent distributional differences, thus providing a reliable safeguard against undetected academic impropriety in review datasets.

D. Development of Deficient Review Detection Model

To develop a deployable system for the identification and classification of deficient peer reviews, we examine the viability of fine-tuning low-resource, open-source language models. Although closed-source commercial models exhibit robust zero-shot capabilities, they present significant limitations, including elevated inference costs, constrained reproducibility, opacity in training data that may introduce undisclosed biases, and restrictive licensing that hampers academic dissemination and examination. We thus fine-tune a curated selection of publicly accessible models on our dataset. The selected models are enumerated below:

- **BERT-base-uncased** [43]: Serves as a foundational model for sequence modeling, offering a standardized reference for evaluating enhancements in natural language processing tasks.
- **SciBERT-scivocab-uncased** [44]: Pre-trained on a corpus of 1.14 million scientific abstracts, it provides domain-adapted embeddings and vocabulary optimized for technical discourse in machine learning and related fields.
- **RoBERTa-base** [45]: An advanced refinement of BERT, incorporating extended training durations, dynamic masking, and increased batch sizes to achieve enhanced robustness and generalization across diverse textual datasets.
- **LLaMa 3.1-8B-Instruct** [46]: An 8-billion-parameter model fine-tuned for instruction adherence, striking an optimal balance between generative efficacy and computational parsimony.

- **Qwen 3-8B** [47]: A similarly scaled 8-billion-parameter model, notable for its multilingual pre-training and proficient handling of instructional prompts.

IV. EXPERIMENTS AND RESULTS

A. Experimental Setup

To promote reproducibility, we detail the specific experimental environment and parameter configurations below. For BERT, SciBERT and RoBERTa, the maximum token limit was set to 512, with 10 training epochs and the incorporation of an early stopping mechanism. For open-source LLMs, we employed the LoRA fine-tuning technique [48] with the following parameters: $r = 8$, $\alpha = 32$, and LoRA dropout=0.05. Additionally, BF16 precision and Flash Attention 2 were utilized, with a maximum sequence length of 6144, 1 training epoch, and a learning rate of 1×10^{-4} . The closed-source language model versions used was gpt-4.1-2025-04-14, configured with a temperature of 0.85 and top_p=1.0.

B. Dataset Preparation

1) *Initial Data Curation*: We utilized the OpenReview API to collect titles, abstracts, and corresponding review information for papers from ICLR 2018–2025 and NeurIPS 2021–2024, with a data cutoff date of June 2025. To maximize the identification of potential deficient reviews, we applied the controversial paper identification formula outlined in the Section III-B, thereby detecting 14.56% (6,634) of papers exhibiting a score divergence of at least 3, which yielded a total of 24,657 review reports. Of these, 86.89% (21,425) were labeled as sufficient reviews, while 13.11% (3,232) were classified as deficient (examples of these reviews are provided in Table II). Evidently, the data set suffers from severe imbalance, characterized by an under-representation of deficient reviews. Furthermore, we conducted a distribution analysis of the review categories across the two conferences, as depicted in Figure 2. The findings reveal that *lack of constructiveness* and *superficiality* are the predominant types of deficient reviews, followed by *overly harsh or malicious* comments and *cursory judgments*, with *uninformed* reviews and the *others* category comprising the smallest shares. This pattern indicates that the deficient reviews at ICLR and NeurIPS primarily fail to provide detailed or actionable feedback, thereby introducing the risks of emotionally charged or hasty evaluations in the review process.

2) *Data Augmentation*: To mitigate the severe imbalance in the dataset, we applied synthetic data augmentation by generating six distinct deficient reviews and one sufficient review for each paper, yielding a total of 46,438 augmented reports. Detailed statistics for the dataset are provided in Table III.

3) *Human Evaluation*: To assess the accuracy and reliability of GPT-4.1’s automated annotations, we conducted a comprehensive human evaluation. The evaluation team comprised two evaluators: one undergraduate student and one graduate student, both with expertise in computer science and data science. Before formal evaluation, all team members received

²Textstat: <https://github.com/textstat/textstat>.

TABLE II
EXAMPLES OF DEFICIENT REVIEWS AND ASSOCIATED CATEGORIES FROM OPENREVIEW

Review Link	Review Content (Excerpt)	Category (Annotated by GPT-4.1)
Link	Given my limited expertise in the field of space observations, I find myself ill-equipped to provide a comprehensive evaluation of this paper. The specific challenges and nuances within this domain are not within my area of specialization. Therefore, I recommend that you consult with a diverse group of reviewers who possess a deeper understanding of space-related research to ensure a thorough and informed assessment of the paper’s content and significance.	Cursory judgment Uninformed / unknowledgeable
Link	The paper is well presented, by providing substantial background information and experiments. ... Honestly, my familiarity with current RNN research, including rule extraction strategies, is limited.	Lack of constructiveness Overly harsh / malicious
Link	The main drawback is the multitude of assumptions made in the article, leading to a highly robust conclusion. ... And the conclusion itself lacks significance. What matters is, assuming the article’s conclusion is correct, why we would choose this specific geometry, what advantages it offers, and how we arrive at such a choice.	Lack of constructiveness Overly harsh / malicious Uninformed / unknowledgeable
Link	... Could you please verify whether the owner of the Google Drive link is the author? (if you want to check the name that I found, then I will leave the name in the comment) ...	Others
Link	... If the authors really want to make some contributions to image generation, I suggest they spend more energy understanding the structure of image data, instead of focusing only on plugging in a fractional BM to replace BM. ...	Superficiality Lack of constructiveness Cursory judgment Overly harsh / malicious

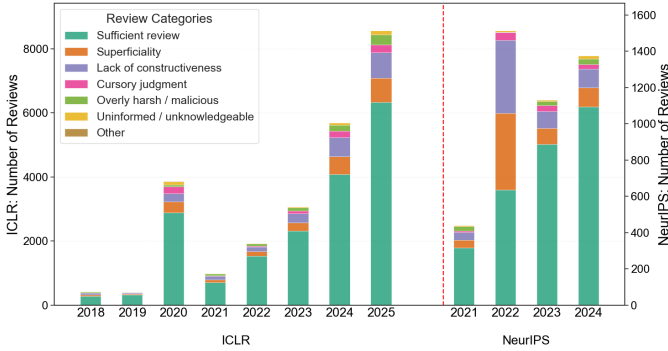


Fig. 2. Distribution of review categories in ICLR and NeurIPS conferences.

systematic training covering the tasks objectives, evaluation criteria, and operational procedures. To ensure objectivity and independence, communication between the evaluators was strictly prohibited during the assessment process, and all evaluations were performed independently.

In the first round of evaluation, we randomly selected 100 reviews for manual review of GPT-4.1’s annotations. The average Cohen kappa values and Fleiss kappa values for this round were: 0.4899 and 0.4740, respectively. For samples in which inconsistencies were identified in the initial assessment, the evaluators engaged in focused discussions and reached consensus through collective deliberation. Subsequently, a second round of evaluation was conducted. In this phase, another 100 reviews, distinct from the previous round, were randomly selected and the evaluation team independently assessed them using the updated consensus criteria. The average Cohen kappa values and Fleiss kappa values for this round were: 0.8774 and 0.8793, respectively. The results show that the two rounds of evaluation not only improved inter-rater consistency but also confirmed the high quality of the annotated GPT-4.1 results. Therefore, we conclude that the data automatically labeled

TABLE III
DATASET STATISTICS IN ICLR AND NEURIPS CONFERENCES

Venue	#Papers	Conflicting	Real	Synthetic
ICLR’18	922	112 (12.1%)	338	784
ICLR’19	1,419	118 (8.3%)	362	826
ICLR’20	2,213	1,088 (49.2%)	3,272	7,616
ICLR’21	2,594	213 (8.2%)	826	1,491
ICLR’22	2,617	447 (17.1%)	1,697	3,129
ICLR’23	3,793	690 (18.2%)	2,612	4,830
ICLR’24	7,262	1,219 (16.8%)	4,720	8,533
ICLR’25	11,520	1,759 (15.3%)	7,207	12,313
NeurIPS’21	2,768	96 (3.5%)	363	672
NeurIPS’22	2,824	295 (10.4%)	1,061	2,065
NeurIPS’23	3,395	289 (8.5%)	985	2,023
NeurIPS’24	4,236	308 (7.3%)	1,214	2,156
Total	45,563	6,634 (14.6%)	24,657	46,438

Note: Conflicting cases are defined as those where $diff_{high} \vee diff_{low} \geq 3$. “#Papers” (column 2) indicates the number of submissions with sufficient reviews to compute consensus (due to many authors choosing to withdraw, these figures do not represent the actual submission numbers). “Conflicting” (column 3) provides the count and percentage of cases exceeding the threshold. “Real” (column 4) and “Synthetic” (column 5) show the counts of real and synthetic reviews, respectively.

with GPT-4.1 can serve as a reliable foundation for subsequent analyzes and experiments.

C. Empirical Results from Feature Analysis of Deficient Reviews

1) *Textual Structure Analysis:* To investigate the differences in textual structure between sufficient and deficient reviews, we computed Spearman correlation coefficients between review types and review metadata (rating scores and self-reported confidence) as well as text complexity metrics, as presented in Table IV.

TABLE IV
CORRELATION AND MEAN STATISTICS FOR REVIEWS.

Metric	Mean (SR vs. DR)	Correlation
rating score	5.37 (3.74)	0.256 ***
confidence score	3.68 (3.75)	-0.046 ***
linsear write formula	14.02 (12.68)	0.112 ***
sentence count	24.61 (19.43)	0.151 ***
lexicon count	425.47 (318.44)	0.181 ***
syllable count	753.42 (558.63)	0.188 ***
difficult words	106.44 (79.54)	0.196 ***
monosyllable count	237.71 (180.01)	0.168 ***

Note: Correlations shown are between the binary SR indicator (1=Sufficient Review, 0=Deficient Review) and each metric, with significance levels (***) indicates $p < 0.001$. Only correlations > 0.1 are displayed. The “Mean” column shows average values for SR and DR respectively. Higher positive correlations indicate metrics that are elevated in sufficient reviews compared to deficient reviews.

Table IV highlights two metadata signals that most clearly separate sufficient reviews from deficient reviews.

- **Rating–Review Type Link.** A moderate positive correlation between being a sufficient review and the overall rating ($\rho = 0.256$, $p < 0.001$) indicates that sufficient reviews tend to receive or assign higher scores on average; the mean rating increases from 3.74 for deficient (DR) to 5.37 for sufficient (SR).
- **Confidence–Review Type Trade-off.** The SR indicator shows a weak but significant negative correlation with self-reported confidence ($\rho = -0.046$, $p < 0.001$); the means differ slightly (3.75 for DR vs. 3.68 for SR), suggesting sufficient reviews exhibit marginally lower expressed certainty.

Taken together, higher ratings coupled with slightly lower confidence characterize sufficient reviews as constructive, merit-recognizing, and self-reflective, in contrast to the harsher, more self-assured tone often observed in deficient reviews.

In terms of textual complexity, Table IV shows that SR consistently exhibit greater linguistic sophistication than DR. Key observations are summarized below.

- **Global complexity.** SR is positively associated with several reported complexity metrics: Linsear-Write readability ($\rho = 0.112$), sentence count ($\rho = 0.151$), lexicon count ($\rho = 0.181$), syllable count ($\rho = 0.188$), difficult words count ($\rho = 0.196$), and monosyllable count ($\rho = 0.168$). Mean values reinforce this trend; for example, SR contains an average of 24.61 sentences and 425.47 lexical tokens, compared to 19.43 sentences and 318.44 tokens for DR.
- **Cognitive demand.** The mean Linsear-Write score for SR is 14.02, corresponding to university-level readability, while the DR score is 12.68. This higher score suggests that SR employs discipline-specific terminology and more complex syntax, tailored to an expert audience.
- **Elaboration versus brevity.** Elevated lexicon, syllable, and difficult words counts indicate that SR provides ex-

tensive, nuanced commentary, whereas the lower counts for DR suggest terse, potentially cursory feedback.

Collectively, these findings demonstrate that SR are marked by lexical richness, syntactic maturity, and detailed exposition, whereas DR tend to be shorter and linguistically simpler, thereby diminishing their corrective value in the scholarly evaluation process.

2) *Textual Quality Analysis:* We aim to evaluate differences in review quality between DR and SR by applying sentiment analysis and AI-generated content detection. We used the twitter-roberta-base-sentiment-latest model [42] to identify positive, neutral, and negative sentiments within review texts. Furthermore, we applied χ^2 tests to compare class frequencies, with results presented in Table V. We used the Binocular [13] framework to detect AI-generated content in review texts, as shown in Figure 3.

TABLE V
SENTIMENT DISTRIBUTION (IN PERCENTAGES) OF ICLR AND NEURIPS REVIEWS.

Conference	SR			DR		
	NEG	NEU	POS	NEG	NEU	POS
ICLR	0.49	90.21	9.30	4.60	88.37	7.03
NeurIPS	0.48	92.41	7.12	2.48	88.65	8.88

Note: ICLR: $\chi^2=397.7^{***}$, $p < 0.001$; NeurIPS: $\chi^2=29.1^{***}$, $p < 0.001$.

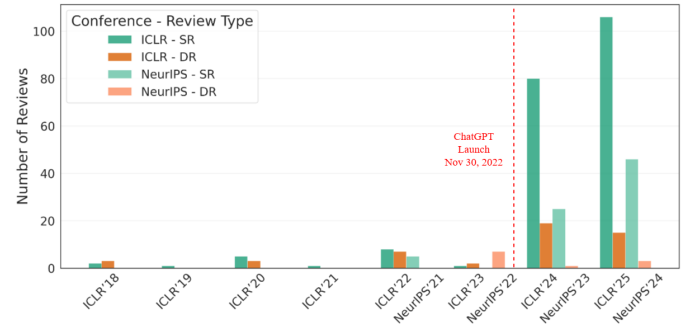


Fig. 3. Temporal analysis of AI-generated review detection using Binoculars framework in ICLR and NeurIPS conferences.

Based on the evidence from Table V and Figure 3, we find several key observations:

- **DR and SR exhibit significantly different emotional patterns:** χ^2 tests reveal substantial differences in sentiment between DR and SR for both ICLR ($\chi^2 = 397.7^{***}$) and NeurIPS ($\chi^2 = 29.1^{***}$). SR is overwhelmingly neutral in tone ($\geq 90\%$), with extremely low negativity ($\leq 0.5\%$). In contrast, DR contains less neutrality and 4–5 times higher negativity, indicating a less professional and more emotionally charged style.
- **AI-generated reviews show clear temporal correlation with ChatGPT availability:** Figure 3 demonstrates a pronounced increase in AI-detected reviews following the public launch of ChatGPT. For subsequent ICLR and NeurIPS cycles: ICLR 2024: SR ≈ 80 , DR ≈ 20 ; ICLR

2025: SR > 100, DR slightly declined. NeurIPS 2023: SR > 20, DR single digits; NeurIPS 2024: SR > 40, DR mildly increased. This temporal shift directly correlates with the widespread adoption of generative tools.

- **AI adoption transcends reviewer quality boundaries:** AI-assisted review writing has become a widespread phenomenon, irrespective of reviewer responsibility classification. The higher absolute count of AI-generated reviews among SR is primarily due to SR forming the overwhelming majority of all reviews, rather than a disproportionate tendency among sufficient reviewers to use AI tools.

Our findings reveal that SR maintain superior neutrality and professionalism compared to DR, which exhibit higher negativity and emotional bias. The release of ChatGPT has fundamentally transformed academic peer review, rapidly increasing AI-generated content across both reviewer categories. This ubiquitous adoption of AI tools necessitates urgent policy interventions to establish clear guidelines and disclosure norms for AI use in peer review, ensuring both efficiency and scholarly integrity are preserved throughout the review process.

D. Evaluation of Deficient Review Detection Performance

In this section, we evaluate the performance of various models on deficient review detection and critically assess the utility of synthetic data augmentation as a viable strategy for improving classification accuracy. We conducted two sets of experiments: a binary classification task to distinguish SR from DR, and a more granular multi-label task to identify specific categories of deficient reviews. Our evaluation leverages encoder models (BERT, SciBERT, RoBERTa) and open LLMs (LLaMa 3.1-8B-Instruct, Qwen 3-8B). The performance results are presented in Table VI.

1) Distributional Analysis of Synthetic vs. Real Data:

To establish a robust foundation for interpreting model performance, we first examine the semantic alignment between synthetic and real reviews. Understanding the distributional characteristics of the training data is essential for accurate model evaluation and generalization assessment. We employ Sentence-BERT (all-mpnet-base-v2) to measure semantic similarity between review content and the corresponding paper abstracts, uncovering substantial distributional differences between the real and synthetic datasets, as shown in Figure 4.

Synthetic SR exhibit significantly higher and more concentrated semantic similarity scores than their real counterparts. This distributional shift reflects our generation methodology, whereby GPT-4.1 produces reviews conditioned solely on abstract content, leading to a more homogeneous focus on paper summaries relative to human reviewers, who incorporate broader contextual knowledge and diverse rhetorical strategies. In contrast, DR show more comparable distributions between synthetic and real instances, indicating that both human- and model-generated deficient reviews display similar patterns of semantic divergence from core paper contributions. Compared with SR, the consistently lower similarity scores for DR across

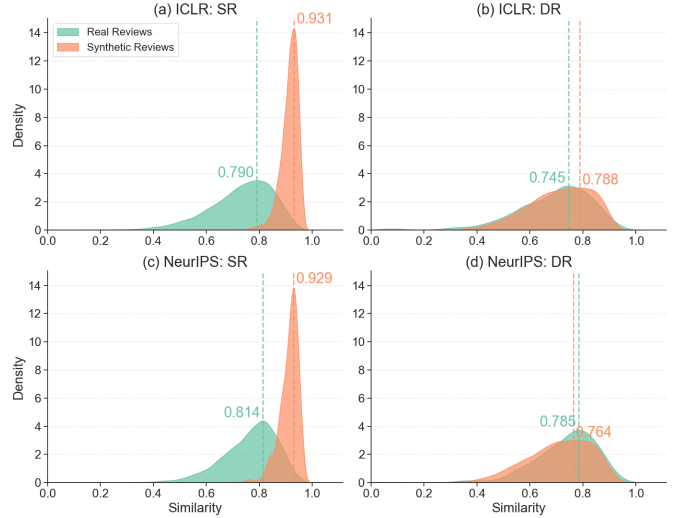


Fig. 4. Distribution of semantic similarity scores between paper abstracts and reviews, for both real and synthetic reviews from the ICLR and NeurIPS datasets. Dashed lines indicate peak similarity for each group.

both datasets support defining deficient reviews as inadequate engagement with substantive scientific content.

2) Baseline Performance and Generalization Challenges:

When models are trained and tested exclusively on real data (R, R), performance varies. For the binary SR/DR task, SciBERT, a model pre-trained on scientific text, achieves the highest baseline F1 score (0.6458). For the more challenging Multi-DR task, which involves identifying specific types of deficient, performance is substantially lower across all models, with LLaMa 3.1-8B-Instruct showing the best, albeit modest, F1 score (0.2530). This highlights the inherent difficulty of nuanced, multi-label deficient review detection with limited real-world data.

The performance drop in the (R, S) setting (training on real, testing on synthetic) confirms the impact of the distributional shift. For instance, SciBERT’s F1 score on the binary task falls from 0.6458 to 0.5566, and LLaMa’s drops from 0.6299 to 0.4002. This indicates that models trained on the patterns of real reviews struggle to generalize to the different, more “idealized” characteristics of the synthetic data, particularly the high-similarity sufficient reviews.

3) *The Efficacy of Synthetic Data Augmentation:* By training models on a composite dataset of real and synthetic examples and testing on a held-out set of real data (real + synthetic training, real testing; R+S, R), we uncover a nuanced relationship between data augmentation, task complexity, and model architecture.

- On the binary SR/DR task, the benefits of augmentation are conditional: mixed training with synthetic and real data yields substantial improvements in multi-label detection of deficient review types and enhances recall and F1 scores on the binary task across most models. For example, the strategy significantly boosts performance

TABLE VI
MODEL PERFORMANCE COMPARISON: MACRO AVERAGE METRICS FOR BINARY-SR/DR AND MULTI-DR CLASSIFICATION TASKS

Model	Metric	Binary-SR/DR				Multi-DR			
		R, R	R, S	R+S, R	R+S, R+S	R, R	R, S	R+S, R	R+S, R+S
BERT	Precision	0.4357	0.6211	0.7485	0.9495	0	0.0360	0.5735	0.9596
	Recall	0.5000	0.7407	0.6028	0.9600	0	0.1052	0.1347	0.8313
	F1 score	0.4656	0.5236	0.6327	0.9538	0	0.0536	0.2132	0.8894
SciBERT	Precision	0.7785	0.6304	0.7649	0.9520	0.3047	0.0230	0.7809	0.9680
	Recall	0.6129	0.7646	0.5915	0.9563	0.0834	0.0740	0.1098	0.8657
	F1 score	0.6458	0.5566	0.6186	0.9540	0.1309	0.0351	0.1864	0.9132
RoBERTa	Precision	0.4359	0.0714	0.7579	0.9509	0	0	0.5785	0.9695
	Recall	0.5	0.5	0.6185	0.9610	0	0	0.1436	0.8414
	F1 score	0.4658	0.125	0.6513	0.9549	0	0	0.2140	0.8988
LLaMa 3.1-8B-Instruct	Precision	0.8318	0.5754	0.5701	0.9260	0.4760	0.2369	0.4798	0.9639
	Recall	0.5956	0.6286	0.5903	0.9441	0.1933	0.2035	0.2573	0.8146
	F1 score	0.6299	0.4002	0.5758	0.9312	0.2530	0.1590	0.3252	0.8798
Qwen 3-8B	Precision	0.8804	0.5822	0.8110	0.8726	0.5005	0.2222	0.4460	0.9034
	Recall	0.5499	0.6199	0.6653	0.7921	0.0952	0.1878	0.2853	0.8504
	F1 score	0.5606	0.3678	0.7073	0.8068	0.1539	0.1564	0.3221	0.8738

Note: All metrics are macro average values. Binary-SR/DR: binary classification (sufficient vs. deficient). Multi-DR: multi-label classification for deficient aspects. Column headers indicate train-test setups (e.g., R, R means Train: Real data, Test: Real data; R: Real data; S: Synthetic data; R+S: Real and Synthetic data). Cells are colored relative to the R,R baseline: shades of red indicate values larger than the baseline (deeper shades for greater ratios, e.g., >1.5x **dark red**); shades of blue indicate values smaller than the baseline (deeper shades for smaller ratios, e.g., <0.5x **dark blue**). Bold values indicate the maximum in each respective column.

for models like Qwen 3-8B (F1 score improves from 0.5606 to 0.7073), yet it marginally hinders those already well-attuned to the domain, such as SciBERT and LLaMa 3.1-8B-Instruct. This finding serves as a crucial cautionary note: for simpler tasks and specialized models, augmenting with statistically divergent synthetic data can introduce counterproductive noise.

- For the more complex Multi-DR task, synthetic data augmentation proves clearly advantageous. In this data-scarce scenario, augmentation delivers a marked performance boost across all models. For instance, LLaMa 3.1-8B-Instruct’s F1 score improves from 0.2530 to 0.3252, while Qwen 3-8B’s F1 score nearly doubles from 0.1539 to 0.3221. This result strongly indicates that synthetic data is a highly effective tool for addressing data scarcity in fine-grained classification problems, enabling models to learn more robust and generalizable representations of rare categories.

In summary, while synthetic data are not a perfect replica of real-world data, its strategic use as an augmentation tool holds promise, with effectiveness depending on task complexity and model architecture and proving most valuable for challenging, low-resource classification tasks.

V. CONCLUSION

We introduced ReviewGuard, an LLM-powered framework for detecting deficient peer reviews in machine learning conferences, revealing critical patterns that distinguish deficient from sufficient reviews: reduced structural complexity, lower

ratings, heightened negativity, and a notable surge in AI-generated content following ChatGPT’s release across all reviewer categories. We enhance model performance through fine-tuning detection models including encoder-based models and open-source LLMs with LLM-driven synthetic data augmentation, demonstrating significant efficacy improvements particularly in fine-grained multi-label deficient review detection. However, there are limitations of this study: first, the data augmentation is based on abstracts rather than full-text content, which may have bias in terms of knowledge representation. Second, data augmentation prompts also need to be improved the synthetic review’s quality; for example, advanced algorithms like reinforcement learning could be implemented. Last but not the least, the current scope is limited to top ML/AI conferences, cross-validation in other domains needs to be conducted to further evaluate the effectiveness and generalizability of the proposed framework. In the future, we will extend ReviewGuard to large-scale, cross-disciplinary applications, incorporate multimodal data, and develop real-time deployment capabilities to establish robust AI-enhanced peer review systems to preserve academic integrity.

VI. ACKNOWLEDGMENTS

The authors acknowledge the use of LLMs in this work. Specifically, LLMs were employed for data augmentation to expand the training dataset, and for editing and grammar enhancement during the manuscript preparation process. The core research contributions, methodology, analysis, and conclusions remain the original work of the authors.

REFERENCES

- [1] J. P. Tennant, J. M. Dugan, D. Graziotin, D. C. Jacques, F. Waldner, D. Mietchen, Y. Elkhatib, L. B. Collister, C. K. Pikas, T. Crick, *et al.*, “A multi-disciplinary perspective on emergent and future innovations in peer review,” *F1000Research*, vol. 6, p. 1151, 2017.
- [2] Y. Jin, Q. Zhao, Y. Wang, H. Chen, K. Zhu, Y. Xiao, and J. Wang, “Agentreview: Exploring peer review dynamics with llm agents,” in *Proceedings of the 2024 Conference on Empirical Methods in Natural Language Processing*, pp. 1208–1226, 2024.
- [3] W. Yuan, P. Liu, and G. Neubig, “Can we automate scientific reviewing?,” *Journal of Artificial Intelligence Research*, vol. 75, pp. 171–212, 2022.
- [4] Q. Wei, S. Holt, J. Yang, M. Wulfmeier, and M. van der Schaar, “The ai imperative: Scaling high-quality peer review in machine learning,” *arXiv preprint arXiv:2506.08134*, 2025.
- [5] V. Warne, “Rewarding reviewers—sense or sensibility? a wiley study explained,” *Learned Publishing*, vol. 29, no. 1, pp. 41–50, 2016.
- [6] M. Willis, “Why do peer reviewers decline to review manuscripts? a study of reviewer invitation responses,” *Learned publishing*, vol. 29, no. 1, pp. 5–7, 2016.
- [7] A. Tomkins, M. Zhang, and W. D. Heavlin, “Reviewer bias in single-versus double-blind peer review,” *Proceedings of the National Academy of Sciences*, vol. 114, no. 48, pp. 12708–12713, 2017.
- [8] M. Sun, J. Barry Danfa, and M. Teplitskiy, “Does double-blind peer review reduce bias? evidence from a top computer science conference,” *Journal of the Association for Information Science and Technology*, vol. 73, no. 6, pp. 811–819, 2022.
- [9] S. Wu, X. Ma, D. Luo, L. Li, X. Shi, X. Chang, X. Lin, R. Luo, C. Pei, C. Du, *et al.*, “Automated literature research and review-generation method based on large language models,” *National Science Review*, vol. 12, no. 6, p. nwaf169, 2025.
- [10] H. Zhang, R. Li, Y. Zhang, T. Xiao, J. Chen, J. Ding, and H. Chen, “The evolving role of large language models in scientific innovation: Evaluator, collaborator, and scientist,” *arXiv preprint arXiv:2507.11810*, 2025.
- [11] R. Ye, X. Pang, J. Chai, J. Chen, Z. Yin, Z. Xiang, X. Dong, J. Shao, and S. Chen, “Are we there yet? revealing the risks of utilizing large language models in scholarly peer review,” *arXiv preprint arXiv:2412.01708*, 2024.
- [12] W. Liang, Z. Izzo, Y. Zhang, H. Lepp, H. Cao, X. Zhao, L. Chen, H. Ye, S. Liu, Z. Huang, *et al.*, “Monitoring ai-modified content at scale: A case study on the impact of chatgpt on ai conference peer reviews,” in *International Conference on Machine Learning*, pp. 29575–29620, PMLR, 2024.
- [13] A. Hans, A. Schwarzschild, V. Cherepanova, H. Kazemi, A. Saha, M. Goldblum, J. Geiping, and T. Goldstein, “Spotting llms with binoculars: Zero-shot detection of machine-generated text,” in *International Conference on Machine Learning*, pp. 17519–17537, PMLR, 2024.
- [14] E. P. Lu, B. G. Fischer, M. A. Plesac, and A. P. Olson, “Research methods: how to perform an effective peer review,” *Hospital Pediatrics*, vol. 12, no. 11, pp. e409–e413, 2022.
- [15] E. T. August and A. F. Brouwer, “How to write an effective journal peer review using a staged writing approach: a best-practice guide for early-career researchers,” *International Journal of Epidemiology*, vol. 53, no. 6, p. dyae154, 2024.
- [16] J. Kelly, T. Sadeghieh, and K. Adeli, “Peer review in scientific publications: benefits, critiques, & a survival guide,” *Ejifcc*, vol. 25, no. 3, p. 227, 2014.
- [17] K. Glonti, D. Cauchi, E. Cobo, I. Boutron, D. Moher, and D. Hren, “A scoping review on the roles and tasks of peer reviewers in the manuscript review process in biomedical journals,” *BMC medicine*, vol. 17, no. 1, p. 118, 2019.
- [18] A. T. Gregory and A. R. Denniss, “Everything you need to know about peer review—the good, the bad and the ugly,” *Heart, Lung and Circulation*, vol. 28, no. 8, pp. 1148–1153, 2019.
- [19] C. Superchi, J. A. González, I. Solà, E. Cobo, D. Hren, and I. Boutron, “Tools used to assess the quality of peer review reports: a methodological systematic review,” *BMC medical research methodology*, vol. 19, no. 1, p. 48, 2019.
- [20] J. Jauregui, A. R. Artino Jr, J. S. Ilgen, G. Sullivan, and S. M. van Schaik, “Publishing your scholarship: a survey of pearls from top reviewers,” *Medical Education Online*, vol. 27, no. 1, p. 2016561, 2022.
- [21] J. Langford and M. Guzdial, “The arbitrariness of reviews, and advice for school administrators,” *Communications of the ACM*, vol. 58, no. 4, pp. 12–13, 2015.
- [22] J. Baek, S. K. Jauhar, S. Cucerzan, and S. J. Hwang, “Researchagent: Iterative research idea generation over scientific literature with large language models,” *arXiv preprint arXiv:2404.07738*, 2024.
- [23] A. Ghafarollahi and M. J. Buehler, “Sciagents: automating scientific discovery through bioinspired multi-agent intelligent graph reasoning,” *Advanced Materials*, vol. 37, no. 22, p. 2413523, 2025.
- [24] Y. Chang, Z. Li, H. Zhang, Y. Kong, Y. Wu, Z. Guo, and N. Wong, “Treereview: A dynamic tree of questions framework for deep and efficient llm-based scientific peer review,” *arXiv preprint arXiv:2506.07642*, 2025.
- [25] J. Yu, J. Tan, Z. Ding, J. Zhu, J. Li, Y. Cheng, Q. Cui, Y. Lan, and X. Li, “Seagraph: Unveiling the whole story of paper review comments,” *arXiv preprint arXiv:2412.11939*, 2024.
- [26] J. Yu, Z. Ding, J. Tan, K. Luo, Z. Weng, C. Gong, L. Zeng, R. Cui, C. Han, Q. Sun, *et al.*, “Automated peer reviewing in paper sea: Standardization, evaluation, and analysis,” *arXiv preprint arXiv:2407.12857*, 2024.
- [27] B. Han, T. Susnjak, and A. Mathrani, “Automating systematic literature reviews with retrieval-augmented generation: a comprehensive overview,” *Applied Sciences*, vol. 14, no. 19, p. 9103, 2024.
- [28] S. Liu, A. B. McCoy, and A. Wright, “Improving large language model applications in biomedicine with retrieval-augmented generation: a systematic review, meta-analysis, and clinical development guidelines,” *Journal of the American Medical Informatics Association*, vol. 32, no. 4, pp. 605–615, 2025.
- [29] M. Idahl and Z. Ahmadi, “Openreviewer: A specialized large language model for generating critical scientific paper reviews,” *arXiv preprint arXiv:2412.11948*, 2024.
- [30] D. J. Benos, E. Bashari, J. M. Chaves, A. Gaggar, N. Kapoor, M. LaFrance, R. Mans, D. Mayhew, S. McGowan, A. Polter, *et al.*, “The ups and downs of peer review,” *Advances in physiology education*, vol. 31, no. 2, pp. 145–152, 2007.
- [31] H. Sun, Y. Shen, and M. van der Schaar, “Openreview should be protected and leveraged as a community asset for research in the era of large language models,” *arXiv preprint arXiv:2505.21537*, 2025.
- [32] A. Sizo, A. Lino, Á. Rocha, and L. P. Reis, “Defining quality in peer review reports: a scoping review,” *Knowledge and Information Systems*, pp. 1–48, 2025.
- [33] Z. Tan, D. Li, S. Wang, A. Beigi, B. Jiang, A. Bhattacharjee, M. Karami, J. Li, L. Cheng, and H. Liu, “Large language models for data annotation and synthesis: A survey,” in *Proceedings of the 2024 Conference on Empirical Methods in Natural Language Processing*, pp. 930–957, 2024.
- [34] R. Zhang, Y. Li, Y. Ma, M. Zhou, and L. Zou, “Llmaaa: Making large language models as active annotators,” in *The 2023 Conference on Empirical Methods in Natural Language Processing*, 2023.
- [35] X. He, Z. Lin, Y. Gong, A.-L. Jin, H. Zhang, C. Lin, J. Jiao, S.-M. Yiu, N. Duan, and W. Chen, “Annollm: Making large language models to be better crowdsourced annotators,” in *The North American Chapter of the Association for Computational Linguistics*, 2024.
- [36] X. Wang, H. Kim, S. Rahman, K. Mitra, and Z. Miao, “Human-llm collaborative annotation through effective verification of llm labels,” in *Proceedings of the 2024 CHI Conference on Human Factors in Computing Systems*, pp. 1–21, 2024.
- [37] J. Carletta, “Assessing agreement on classification tasks: The kappa statistic,” *Computational Linguistics*, vol. 22, no. 2, pp. 249–254, 1996.
- [38] R. Falotico and P. Quatto, “Fleiss’ kappa statistic without paradoxes,” *Quality & Quantity*, vol. 49, no. 2, pp. 463–470, 2015.
- [39] S. Y. Feng, V. Gangal, J. Wei, S. Chandar, S. Vosoughi, T. Mitamura, and E. Hovy, “A survey of data augmentation approaches for nlp,” in *Findings of the Association for Computational Linguistics: ACL-IJCNLP 2021*, pp. 968–988, 2021.
- [40] Y. Yu, Y. Zhuang, J. Zhang, Y. Meng, A. J. Ratner, R. Krishna, J. Shen, and C. Zhang, “Large language model as attributed training data generator: A tale of diversity and bias,” *Advances in neural information processing systems*, vol. 36, pp. 55734–55784, 2023.
- [41] A. Benayas, S. Miguel-Ángel, and M. Mora-Cantallos, “Enhancing intent classifier training with large language model-generated data,” *Applied Artificial Intelligence*, vol. 38, no. 1, p. 2414483, 2024.
- [42] J. Camacho-Collados, K. Rezaee, T. Riahi, A. Ushio, D. Loureiro, D. Antypas, J. Boisson, L. E. Anke, F. Liu, and E. Martínez-Cámara, “Tweetnlp: Cutting-edge natural language processing for social media,”

in *Proceedings of the 2022 Conference on Empirical Methods in Natural Language Processing: System Demonstrations*, pp. 38–49, 2022.

- [43] J. Devlin, M.-W. Chang, K. Lee, and K. Toutanova, “Bert: Pre-training of deep bidirectional transformers for language understanding,” in *Proceedings of the 2019 conference of the North American chapter of the association for computational linguistics: human language technologies, volume 1 (long and short papers)*, pp. 4171–4186, 2019.
- [44] I. Beltagy, K. Lo, and A. Cohan, “Scibert: A pretrained language model for scientific text,” in *Proceedings of the 2019 Conference on Empirical Methods in Natural Language Processing and the 9th International Joint Conference on Natural Language Processing (EMNLP-IJCNLP)*, pp. 3615–3620, 2019.
- [45] Y. Liu, M. Ott, N. Goyal, J. Du, M. Joshi, D. Chen, O. Levy, M. Lewis, L. Zettlemoyer, and V. Stoyanov, “Roberta: A robustly optimized bert pretraining approach,” *arXiv preprint arXiv:1907.11692*, 2019.
- [46] A. Dubey, A. Jauhri, A. Pandey, A. Kadian, A. Al-Dahle, A. Letman, A. Mathur, A. Schelten, A. Yang, A. Fan, *et al.*, “The llama 3 herd of models,” *arXiv e-prints*, pp. arXiv–2407, 2024.
- [47] A. Yang, A. Li, B. Yang, B. Zhang, B. Hui, B. Zheng, B. Yu, C. Gao, C. Huang, C. Lv, *et al.*, “Qwen3 technical report,” *arXiv preprint arXiv:2505.09388*, 2025.
- [48] E. J. Hu, P. Wallis, Z. Allen-Zhu, Y. Li, S. Wang, L. Wang, W. Chen, *et al.*, “Lora: Low-rank adaptation of large language models,” in *International Conference on Learning Representations*, 2021.