

Fall into a Pit, Gain in a Wit: Cognitive-Guided Harmful Meme Detection via Misjudgment Risk Pattern Retrieval

Wenshuo Wang^{1,2,3,†}, Ziyou Jiang^{1,2,3,†}, Junjie Wang^{1,2,3*}, Mingyang Li^{1,2,3}, Jie Huang^{1,2,3}, Yuekai Huang^{1,2,3}, Zhiyuan Chang^{1,2,3}, Feiyan Duan^{1,2,3}, and Qing Wang^{1,2,3*}

¹State Key Laboratory of Complex System Modeling and Simulation Technology, Beijing, China;

²Science and Technology on Integrated Information System Laboratory, Institute of Software Chinese Academy of Sciences, Beijing, China;

³University of Chinese Academy of Sciences, Beijing, China.

{wangwenshuo2024, ziyou2019, junjie, mingyang2017, huangjie, yuekai2018, zhiyuan2020, duanfeiyan2025, wq}@iscas.ac.cn

Abstract

Internet memes have emerged as a popular multimodal medium, yet they are increasingly weaponized to convey harmful opinions through subtle rhetorical devices like irony and metaphor. Existing detection approaches, including Multimodal Large Language Model (MLLM)-based techniques, struggle with these implicit expressions, leading to frequent misjudgments. This paper introduces PATMD, a novel approach that detects harmful memes by learning from and proactively mitigating these potential misjudgment risks. Our core idea is to move beyond superficial content-level matching and instead identify the underlying misjudgment risk patterns, proactively guiding the MLLMs to avoid known misjudgment pitfalls. We first construct a knowledge base where each meme is deconstructed into a misjudgment risk pattern explaining why it might be misjudged, either overlooking harmful undertones (false negative) or overinterpreting benign content (false positive). For a given target meme, PATMD retrieves relevant patterns and utilizes them to dynamically guide the MLLM’s reasoning. Experiments on a benchmark of 6,626 memes across 5 harmful detection tasks show that PATMD outperforms state-of-the-art baselines, achieving an average of 8.30% improvement in F1-score and 7.71% improvement in accuracy, while exhibiting consistent robustness on unseen and adversarial memes.

Disclaimer: This paper contains content for demonstration purposes that may be disturbing to some readers.

CCS Concepts

• **Computing methodologies** → **Computer vision; Natural language processing.**

Keywords

Multimodal Large Language Model, Harmful Meme Detection.

1 Introduction

Nowadays, Internet memes have emerged as one of the most vibrant cultural phenomena of the digital age. They combine images and text, leveraging their humorous and satirical content to express viewpoints, fostering community cohesion, and even influencing public opinion [30]. However, this powerful influence is a double-edged sword, because the widespread nature of memes makes them

*Corresponding author.

† These authors contributed equally to this work.

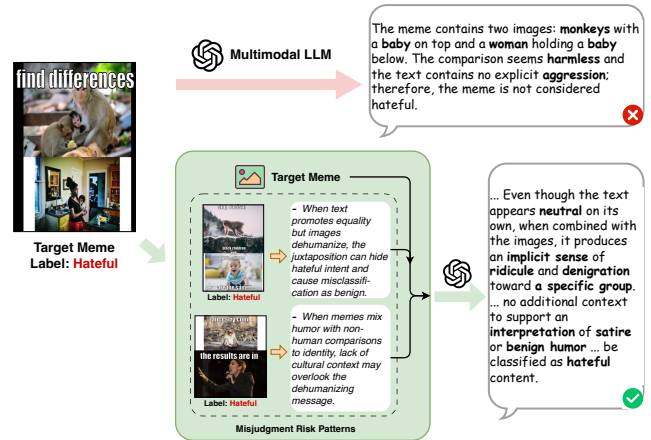


Figure 1: The motivation example of harmful meme detection with misjudgment risk patterns.

a vehicle for amplifying hateful speech, reinforcing biases, and disseminating discrimination [43], posing a threat to online platforms.

To detect harmful memes and safeguard online platforms, previous research has evolved from feature-fusion methods [9, 36, 40, 44] to MLLM-based approaches [16, 29, 31], including recent Retrieval-Augmented Generation (RAG) paradigms [17, 35] that reference historical memes to assist decision-making. However, these advanced methods remain fundamentally *content-centric*. They primarily rely on superficial visual and textual similarity, which makes them struggle when novel memes employ entirely different templates to convey similar implicit rhetoric (e.g., sarcasm or metaphor) [23, 30]. More importantly, these prior works fail to formalize the MLLM’s inherent reasoning pitfalls into generalized and reusable misjudgment risk pattern that explicitly explain the underlying reasons for potential misjudgments.

Figure 1 illustrates the contribution of cognitive blind spot. The upper part of MLLM’s response shows that while standard MLLM can identify isolated elements (e.g., a human and a monkey), they fail to capture **why and how their juxtaposition constitutes a racially hateful analogy**. In contrast, our approach introduces a generalized *misjudgment risk pattern* that incorporates the human cognitive and decision-making process in analyzing harmful memes,

proactively warning the model of derogatory human-animal comparisons intended to deliberate dehumanization. Equipped with this structured thought, the MLLM transcends isolated visual features to comprehend the implicit rhetorical relations, successfully mitigating the misjudgment and identifying the harmful meme.

Based on this thought of misjudgment risk pattern, our work presents a paradigm shift from purely *content-centric* detection to a *cognitive decision-centric* approach. Our core idea is to preemptively abstract systematic failure modes into *misjudgment risk patterns*. By explicitly cautioning the MLLM against common cognitive pitfalls (e.g., over-interpreting irony or missing analogies) during its reasoning, this approach naturally fosters a more transparent decision logic. However, transitioning to this paradigm entails two key challenges: (1) Historical misjudgments are scattered and unstructured, necessitating a systematic framework to categorize and archive these cognitive blind spots; (2) There lacks an effective mechanism to extract these implicit reasoning patterns from past errors and accurately retrieve them for novel memes.

In this paper, we propose **PATMD**, an automated approach that leverages misjudgment risk **Patterns** to improve harmful **Meme Detection**. Inspired by the concept “*Fall into a Pit, Gain in a Wit*”, where “*Pit*” refers to the inherent misjudgment traps that models often encounter when processing memes, and “*Wit*” represents the derived cognitive patterns used to steer the MLLM away from these pitfalls. PATMD first constructs a knowledge base by diagnostically decomposing memes to archive past MLLM misjudgments. For any target meme, it retrieves these misjudgment risk patterns and injects them into the MLLM’s reasoning process, steering the unknown analysis away from known pitfalls:

In *misjudgment risk pattern elicitation stage*, historical memes are mapped into a hierarchical harm tree, capturing multi-granular harmful concepts, from which corresponding misjudgment risk patterns are derived. Then *risk-aware pattern retrieval stage* identifies semantically similar memes based on structural similarity within the hierarchical harm tree, and fetches their associated risk patterns. In *pattern-augmented reasoning for the detection stage*, the retrieved patterns are integrated into a structured prompt, guiding the MLLM to avoid known misjudgment pitfalls.

To evaluate the performance of PATMD, we conduct extensive experiments on a benchmark with 6,626 memes spanning 5 harmful detection tasks. The results demonstrate that PATMD has substantial and consistent improvements against four specialized baselines and six general-purpose MLLMs, with an average improvement of 8.30% in F1-score and 7.71% in accuracy. The ablation study reveals the necessity of each component in our approach design. Moreover, PATMD demonstrates exceptional generality and robustness, effectively adapting to unseen domains and resisting adversarial visual perturbations. Further analysis reveals that the strength of PATMD lies in its ability to steer MLLM toward proactive misjudgment prevention by focusing on the underlying logic of harm manifestation, rather than relying on superficial content analysis. This misjudgment-aware reasoning paradigm enables the model to perform more accurate and nuanced judgments, effectively reducing prevalent misclassification errors.

The main contributions of this paper are summarized as follows:

- We propose PATMD, a cognitive-guided approach that improves harmful meme detection by learning from misjudgment risk patterns of historical memes, which proactively steers the MLLM’s reasoning away from misjudgment pitfalls.
- We conduct experiments on a benchmark covering five harmful detection tasks. The results demonstrate that PATMD outperforms baselines on F1-score with high consistent robustness against unseen and adversarial memes.

2 Related Works

Harmful meme detection has developed into an important direction in multimodal research and has continued to advance with the introduction of large-scale benchmark datasets [5, 13, 23, 30]. Early studies mainly focused on feature fusion, typically adopting a two-stream architecture that extracts visual and textual representations through independent encoders and then leverages attention mechanisms for cross-modal interaction and alignment [26, 40, 44]. Subsequently, research shifted towards shared Transformer-based intermediate fusion and fine-tuning of pretrained multimodal models, both of which jointly model image regions and text sequences to enhance cross-modal alignment and discrimination [9, 22, 28, 36]. With the introduction of the Hateful Memes Challenge [23], a variety of ensemble-based and contrastive reweighting approaches emerged [32, 39, 42], further improving their generalizability. Other researchers explore prompt-based methods. Some work in this area [6, 7, 19, 20] focused on concatenating the meme’s text with extracted image captions to fine-tune pre-trained language models [12, 34] for the detection task.

Recently, MLLMs have demonstrated exceptional capabilities in complex reasoning [4, 11], such as generating intermediate reasoning steps via Chain-of-Thought prompting to enhance judgment accuracy [24, 46, 48]. Inspired by this, research in interpretable harmful meme detection has begun to leverage LLMs to generate explicit chains of reasoning to explain their rationale. These methods, such as constructing LLM debate frameworks [16] or distilling LLM’s reasoning knowledge into smaller models [29]. Building upon this interactive paradigm, recent work [31] has employed a multi-agent framework that simulates a discussion where agents query a vision expert for deeper visual understanding. To address challenges in low-resource generalization, researchers have explored few-shot enhanced methods [8, 17]. Inspired by this direction, Liu et al. introduced MIND [35], a framework for zero-shot harmful meme detection that integrates similar example retrieval and multi-agent collaboration. This aligns with the broader paradigm of RAG [15, 27], which enriches an LLM’s input with external knowledge and has proven highly effective in knowledge-intensive tasks [2, 21, 41, 47].

While the aforementioned approaches improve performance by enhancing content understanding or providing content examples, they remain fundamentally content-centric. When malicious users craft novel and implicit memes, these methods may struggle to find relevant content for reference. Inspired by these lines of research, we propose a paradigm shift. Instead of focusing on “what the content is,” our method focuses on “why the model might misjudge.” We introduce an approach based on misjudgment risk patterns and integrate it into the LLM’s decision-making process. This cognitive

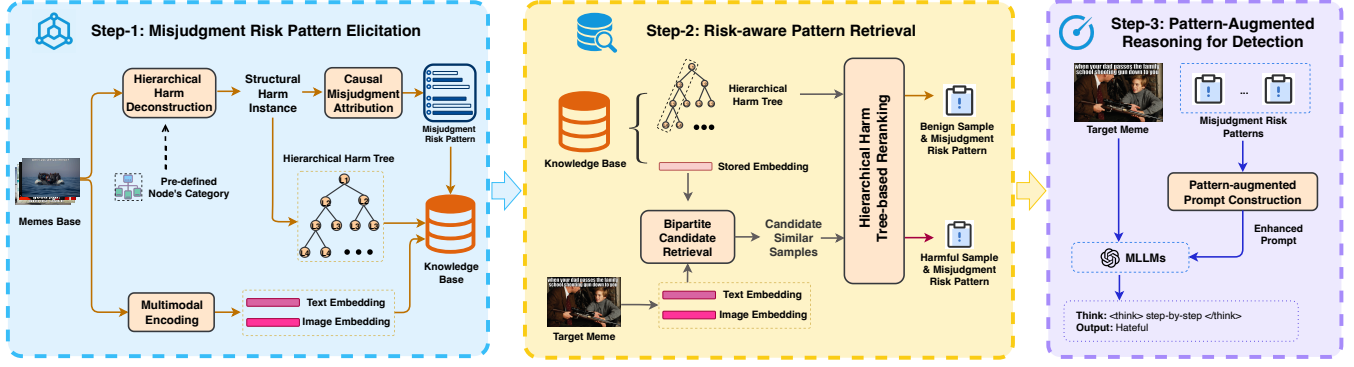


Figure 2: The overview of PATMD.

decision-centric perspective allows it to identify and guard against specific reasoning paths that lead to errors.

3 Overview of PATMD

Figure 2 illustrates the structure of PATMD, which formalizes the flow “Memes Base → Pattern Elicitation → Pattern Retrieval → Detection”, to detect harmful memes by integrating MLLM’s capabilities within a RAG paradigm. We shift the paradigm from reliance on the MLLM’s implicit knowledge to proactively guide it with explicit misjudgment risk patterns derived from historical memes. These patterns capture the specific manner in which the MLLM may misinterpret the multimodal content. During inference, relevant patterns are used to steer the MLLM’s reasoning process, proactively alerting it to potential pitfalls and thereby enabling more robust judgments. The implementation of PATMD is structured into three main stages:

Misjudgment Risk Pattern Elicitation: We deconstruct historical memes into a hierarchical harm tree, which structurally represents harmful concepts through a macro-to-micro schema. This multi-level representation then serves as the foundation for generating the meme’s corresponding misjudgment risk pattern, which captures how its semantic and contextual composition may trigger specific reasoning failures in MLLMs.

Risk-aware Pattern Retrieval: For a target meme, this stage performs a two-step, risk-aware retrieval process. After gathering candidate memes based on coarse content similarity, it then reranks them using a hierarchical harm tree-based similarity measure to identify those with the most analogous harmful composition.

Pattern-Augmented Reasoning for Detection: Finally, the patterns from the retrieved memes are dynamically integrated into a structured prompt. This guides the MLLM to perform a well-reasoned analysis, safeguarding it against the misjudgments identified in the historical patterns.

3.1 Misjudgment Risk Pattern Elicitation

This Misjudgment Risk Pattern Elicitation stage forms the cornerstone of our approach, which provides the patterns that are used to steer the MLLM’s reasoning process. This stage first conducts the hierarchical harm deconstruction to systematically capture the diversified views of the harmful concepts in a meme, followed by

the causal misjudgment attribution, aiming at deriving the misjudgment risk pattern.

3.1.1 Hierarchical Harm Deconstruction. To systematically capture the diversified view of harmful composition, we first perform the hierarchical harm deconstruction. This process employs a “Macro to Micro” schema to structurally dissect a meme’s harmful composition, delineating its underlying harmful logic layer by layer and moving beyond superficial features to reveal its core harmful structure. The results across all memes collectively form a Hierarchical Harm Tree \mathcal{T}_H , where each meme corresponds to a distinct structural harm instance within the tree.

Hierarchical Harm Tree Structure Definition. The tree incorporates a root node $RNode$ and other tree nodes $TNode$. If the tree node is at the bottom level, it is considered a leaf node $LNode$. The tree can be formalized as follows:

$$\mathcal{T}_H = \begin{cases} RNode \rightarrow [TNode_{L_1}^{(1)}, \dots, TNode_{L_1}^{(N)}] \\ TNode_{L_i}^{(j)} \rightarrow [TNode_{L_{i+1}}^{(1)}, \dots, TNode_{L_{i+1}}^{(N_j)}], \\ \quad \text{where } i \in \{1, \dots, 4\} \text{ and } TNode_{L_4}^{(i)} = LNode \\ LNode_{L_4}^{(i)} \rightarrow \emptyset \end{cases} \quad (1)$$

where the symbol \rightarrow is the direction of the tree’s layer. For each tree node $TNode_{L_i}^{(j)}$, the subscript L_i means the level of this node, and the superscript (j) is the j_{th} node of the L_i level’s node, and N_j is the number of its child nodes. Based on the harm expressions in memes, and inspired by the framework for harmful category classification in [10], we define a four-level tree $[L_1, \dots, L_4]$. The content of each layer’s node is defined as follows:

- L_1 (**Macro Category**): Identifies the category of the content (i.e., Nationality, Gender, Religion, Race, Animal, Disability, Child Exploitation, Political, None)
- L_2 (**Core Subjects**): Recognizes the specific groups, symbols, or figures explicitly targeted in the meme.
- L_3 (**Expressive Techniques**): Analyzes the key methods used by the creator to convey the message (e.g., use of stereotypes, irony, direct assertion).
- L_4 (**Instantiation of Techniques**): Describes the concrete manifestation of the aforementioned techniques in the meme.

Automated Tree Construction. Guided by the defined hierarchical structure, we employ an MLLM to automatically decompose

every meme’s content into conceptual nodes at each level of the hierarchical harm tree.

Specifically, for a given meme m_i , the generation function MLLM_{gen} fills the nodes of the tree template $\text{Template}(\mathcal{T}_H)$ to produce the final instantiated tree, formulated as $\mathcal{T}_H^{(i)} = \text{MLLM}_{\text{gen}}(m_i, \text{Template}(\mathcal{T}_H))$ (See Appendix C Figure 9 for the detailed prompt templates). This process yields a structural harm instance in the hierarchical harm tree. For instance, as shown in Figure 3, the MLLM would identify the ‘Macro Category’ (L_1) as ‘Disability’, the ‘Core Subject’ (L_2) as ‘Child in a wheelchair’, and so on.

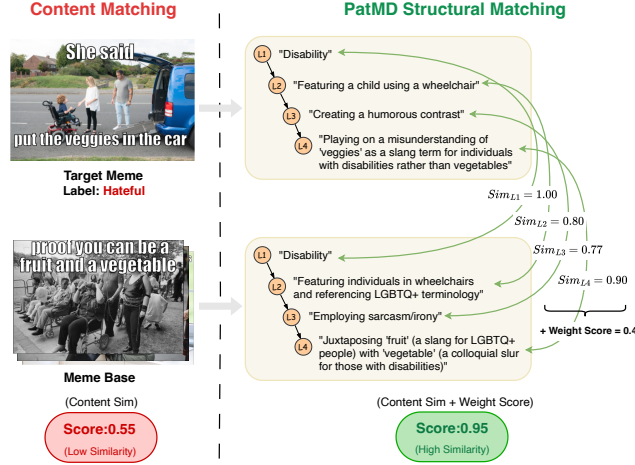


Figure 3: The example of PATMD hierarchical harm tree and structural matching versus content matching.

3.1.2 Causal Misjudgment Attribution. Building upon the deconstructed harm profile, we then derive the misjudgment risk pattern. We analyze how the identified harmful concepts could lead an MLLM to specific misjudgments (e.g., overlooking ironic cues or misinterpreting contextual references), and produce the misjudgment risk pattern for each meme. We posit that the processes for generating misjudgment risk patterns differ fundamentally between benign and hateful samples. Therefore, PATMD employs distinct analytical strategies for each:

- **For benign samples**, PATMD infers the root cause of its *false positive* risk based on the structural harm information. It analyzes why the combination of its theme, entities, and expressive techniques is misinterpreted or over-interpreted as harmful.
- **For harmful samples**, PATMD reasons in reverse, determining how the meme’s compositional elements are subtly employed to encode or conceal its *false negative* risk, which is its underlying harmful intent.

This dual-pathway analysis helps to address the possibility of both false positives and false negatives. The MLLM abstracts the harmful concepts into a concise, generalizable misjudgment risk pattern (See Appendix C Figure 11 for the detailed prompt templates).

After the above process, each sample $m_i = (\text{img}_i, \text{txt}_i)$ is encoded with a structural harm instance \mathcal{T}_i within the hierarchical harm tree and a misjudgment risk pattern \mathcal{P}_i . To make these information retrievable, we also employ a pre-trained multimodal

encoder E [14] to generate embedding vectors for its image and text, $v_i^{\text{img}} = E(\text{img}_i)$ and $v_i^{\text{txt}} = E(\text{txt}_i)$, respectively.

This stage ultimately produces a knowledge base where each meme is encoded as a tuple $(v_i^{\text{img}}, v_i^{\text{txt}}, \mathcal{T}_i, \mathcal{P}_i, \mathcal{G}_i)$, recording its multimodal embeddings, structural harm instance, misjudgment risk pattern, and ground truth label (benign/harmful) \mathcal{G}_i .

3.2 Risk-aware Pattern Retrieval

To guide the follow-up detection of a target meme, PATMD performs a risk-aware pattern retrieval. We go beyond content similarity by seeking memes that potentially share a comparable risk profile, as reflected by the hierarchical harm tree. PATMD implements this by first gathering content-based candidates, then applying a hierarchical harm tree-based reranking to pinpoint the most structurally similar memes.

3.2.1 Bipartite Candidate Retrieval. The goal of the initial retrieval stage is to construct a diverse set of candidate samples. We employ a label-based bipartite retrieval strategy to include both benign and harmful samples.

Specifically, we use the target sample’s image vector $v_{\text{test}}^{\text{img}}$ and text vector $v_{\text{test}}^{\text{txt}}$ to separately query the subsets of samples corresponding to benign and harmful ground-truth labels. Within each labeled subset, we retrieve the top- N most similar candidates from the image modality and the top- N from the text modality. Subsequently, we take the union of all these retrieved candidates to form an initial candidate pool. This pool, containing samples that offer a balanced perspective on potential risks, is then passed to the reranking part for a more refined similarity assessment and reranking.

3.2.2 Hierarchical Harm Tree-based Reranking. The initial retrieval process, which relies on coarse vector similarity, may fail to adequately capture the nuanced manifestation of harmful concepts between the target and candidate memes. We utilize the structural matching of the hierarchical harm tree to choose more suitable memes.

We employ a top-down sequential matching mechanism that terminates at the first mismatched level. The matching sequence can start with a successful match at either the L_1 or L_2 level and proceed downwards. A match at the L_1 level requires an exact content match. For levels L_2 and below, a match is successful if the semantic similarity of their node descriptions exceeds a predefined threshold β .

For each successfully matched level (L_1, L_2, L_3 , or L_4), a fixed bonus score γ is added to the candidate’s similarity score, formulated as follows:

$$S_{\mathcal{T}} = \sum_{k=1}^4 \gamma \prod_{i=1}^k M_i \quad (2)$$

where γ is the bonus for a match at level L_k . The match status $M_i \in \{0, 1\}$ is determined by:

- For L_1 : $M_1 = 1$ if an exact content match occurs.
- For $L_{i>1}$: $M_i = 1$ if the semantic similarity of node content exceeds a threshold β .

The product term $\prod_{i=1}^k M_i$ ensures that the bonus γ is awarded only if all levels from L_1 to L_k have successfully matched, thus enforcing

the top-down sequential mechanism. Consequently, the tree similarity score for a candidate, denoted as $S_{\mathcal{T}}$, is the hierarchical bonuses accumulated from all continuously matched levels (top-to-down).

Figure 3 illustrates this advantage. Consider two hateful memes sharing the same derogatory logic (i.e., exploiting the slang “vegetable”). Due to distinct surface features, conventional content matching fails to link them, yielding a low similarity score of 0.55. Conversely, PATMD hierarchically deconstructs them to capture implicit rhetorical analogies. By accumulating structural similarities across L_1-L_4 alongside hierarchical bonuses (+0.4 weight score), PATMD bridges the semantic gap, boosting the final similarity score to 0.95 for accurate retrieval.

In addition, we also utilize a unified Multimodal Reranker¹ to refine the initial similarity scores. This component re-evaluates the visual relevance between the target and candidate images via attention-based interactions to generate a more reliable image similarity score, S_{img} , and performs semantic interaction on the target and candidate texts to output a more precise text similarity score, S_{txt} . Finally, we fuse the scores to compute a final similarity score for each candidate sample:

$$S_{\text{final}} = \alpha \cdot S_{\text{img}} + (1 - \alpha) \cdot S_{\text{txt}} + S_{\mathcal{T}} \quad (3)$$

where α is a hyperparameter that balances the importance of the image and text modalities, and $S_{\mathcal{T}}$ represents the score derived from the structured harm matching.

All candidates are sorted in descending order based on their S_{final} score, and the top- K samples are selected. The corresponding misjudgment risk patterns of these selected samples are subsequently used to guide the follow-up detection.

3.3 Pattern-Augmented Reasoning for Detection

With the retrieved memes and their associated misjudgment risk patterns, we orchestrate them into a structured prompt and guide the MLLM through a systematic reasoning chain, steering it clear of historical pitfalls to arrive at the well-justified decision.

We present pattern-augmented prompt construction, where the prompt is built upon a structured template designed to orchestrate the MLLM’s analytical workflow. The template first grounds the MLLM by clearly stating the classification task and providing an objective definition of the target harm category adopted from [31]. Its core component is the *Critical Reflection References* section, which contains the retrieved misjudgment patterns categorized based on their ground-truth labels.

Patterns associated with harmful memes are aggregated and framed as *Miss Reasons* to alert the MLLM to subtle harmful patterns it might otherwise overlook. Conversely, patterns from benign memes are presented as *False Alarm Reasons* to prevent the MLLM from misclassifying non-hateful content. To ensure this guidance is used for critical reflection rather than simple imitation, the template also enforces a structured reasoning procedure that compels the model to form an independent analysis before consulting the provided support. Through this strategy, a unique and highly relevant prompt is dynamically generated for each target sample (See Appendix C Figure 10 for detailed prompts).

¹<https://huggingface.co/jinaai/jina-reranker-m0>

Table 1: Statistics of memes that are used in PATMD.

Type	Hatefulness	Misogyny	Offensiveness	Sarcasm	Harmfulness
Train	8,500	10,000	7,000	19,816	4,250
Test	2,000	1,000	743	1,820	1,063

Finally, the complete prompt, populated with the target sample’s content and the dynamically constructed *Critical Reflection References*, is submitted to an MLLM. Instructed to follow the explicit reasoning procedure, the MLLM performs a context-aware analysis. This guided process ensures that the final output is not merely a binary classification but a well-reasoned judgment, critically informed by relevant historical misjudgment patterns.

4 Experiment Design

To evaluate the performance of PATMD, we introduce the following two Research Questions (RQs).

- **RQ1: What are the performances of PATMD on the harmful meme detection?** We aim to evaluate the performance of PATMD against different baselines.
- **RQ2: What is the contribution of components to the harmful meme detection?** Since PATMD’s framework follows the stages of the RAG paradigm, we aim to evaluate how PATMD outperforms the original RAG’s strategy, by comparing the performance of PATMD and variants of removing components.
- **RQ3: What is the performance of PatMD on unseen and adversarial memes?** We aim to evaluate the generality and robustness of our approach PATMD under out-of-distribution and perturbed scenarios.

4.1 Datasets

We use the GOAT-bench [30], a popular comprehensive benchmark of 6,626 memes for evaluating harmful meme detection across five tasks: hateful, misogynistic, offensive, sarcastic, and harmful content. This benchmark aggregates five specialized datasets (FHM [23], MAMI [13], MultiOFF [44], MSD [5], Harm-C/P [40]). We utilize the train and test splits provided by GOAT-bench. Detailed dataset statistics are available in Table 1.

4.2 Baselines

We compare our approach against two categories of baselines: specialized approaches for harmful meme detection and general-purpose MLLMs.

Specialized Approaches for Harmful Meme Detection.

This category includes methods specifically designed or fine-tuned for this task. We consider two sub-types. The first are supervised methods that require task-specific training, including **PromptHarm** [7], **Pro-Cap** [6], and **CapAlign** [19]. The second subtype comprises training-free frameworks, represented by **MemeAgent** [31], a SOTA multi-agent framework for meme analysis. We strictly adhere to the rigorous evaluation protocol and implementations established by the MemeAgent study to ensure a fair comparison.

General-Purpose MLLMs. To demonstrate the effectiveness and generalizability of our approach, we establish baselines using a

Table 2: Performance of our proposed PATMD and the baselines across different tasks (%).

Approach	Hatefulness		Misogyny		Offensiveness		Sarcasm		Harmfulness		Overall	
	Acc	F1	Acc	F1	Acc	F1	Acc	F1	Acc	F1	Acc	F1
<i>Specialized Harmful Meme Detection Baselines</i>												
PromptHarm [7]	64.05	51.57	69.30	67.81	61.88	57.89	58.51	55.08	61.71	53.44	63.28	57.16
Pro-Cap [6]	52.40	51.80	61.56	58.57	48.56	47.15	54.90	54.62	57.06	56.83	54.90	53.79
CapAlign [19]	63.70	51.60	68.60	66.81	61.51	54.76	58.08	52.67	60.77	51.04	62.53	55.38
MemeAgent [31]	68.40	62.73	73.10	73.04	62.18	58.96	70.11	69.97	63.23	61.25	67.40	65.19
Δ (GPT-4o+PATMD, SOTA)	+12.55	+16.41	+13.10	+13.14	+2.64	-0.02	+12.42	+12.44	+5.35	+5.44	+9.22	+9.48
<i>MLLM-based Baselines and Our Approach</i>												
Qwen2.5VL-32B	72.85	68.25	65.20	60.89	63.17	55.33	78.24	77.95	62.26	53.88	68.34	63.26
Qwen2.5VL-32B + PATMD	74.55	72.19	78.9	78.84	63.06	60.86	81.15	81.15	65.25	63.77	72.58	71.36
Δ (PATMD, MLLM)	+1.70	+3.94	+13.70	+17.95	-0.11	+5.53	+2.91	+3.20	+2.99	+9.89	+4.24	+8.10
InternVL3.5-20B-A4B	74.20	71.76	76.10	75.86	61.37	54.09	66.15	62.59	59.17	52.78	67.40	63.42
InternVL3.5-20B-A4B + PATMD	72.8	69.15	79.1	79.03	61.86	52.38	75.55	75.47	63.65	58.5	70.59	66.91
Δ (PATMD, MLLM)	-1.40	-2.61	+3.00	+3.17	+0.49	-1.71	+9.40	+12.88	+4.48	+5.72	+3.19	+3.49
InternVL3-14B	68.25	68.24	65.90	61.82	59.08	59.06	58.68	50.34	57.86	57.75	61.95	59.44
InternVL3-14B + PATMD	76.95	75.06	77.80	77.60	63.26	57.18	80.03	79.88	66.70	64.99	72.95	70.94
Δ (PATMD, MLLM)	+8.70	+6.82	+11.90	+15.78	+4.18	-1.88	+21.35	+29.54	+8.84	+7.24	+10.99	+11.50
LLaVA-1.6-13B	57.10	56.98	51.80	37.68	46.03	40.09	50.00	33.33	52.30	49.65	51.45	43.54
LLaVA-1.6-13B + PATMD	64.47	52.58	63.32	58.27	60.62	46.20	59.92	54.03	58.44	45.88	61.35	51.39
Δ (PATMD, MLLM)	+7.37	-4.40	+11.52	+20.59	+14.59	+6.11	+9.92	+20.70	+6.14	-3.77	+9.91	+7.85
GPT-4o	76.60	75.24	82.71	82.43	59.16	59.13	68.85	66.27	66.32	64.09	70.73	69.43
GPT-4o + PATMD	80.95	79.14	86.2	86.18	64.82	58.94	82.53	82.41	68.58	66.69	76.62	74.67
Δ (PATMD, MLLM)	+4.35	+3.90	+3.49	+3.75	+5.66	-0.19	+13.68	+16.14	+2.26	+2.60	+5.89	+5.24
GPT-4o-mini	68.85	66.41	79.30	78.92	57.95	57.82	57.97	49.29	66.50	66.10	66.11	63.71
GPT-4o-mini + PATMD	71.41	66.97	78.70	78.30	64.62	62.47	80.27	80.10	68.02	67.64	72.60	71.10
Δ (PATMD, MLLM)	+2.56	+0.56	-0.60	-0.62	+6.67	+4.65	+22.30	+30.81	+1.52	+1.54	+6.49	+7.39

range of SOTA, general-purpose MLLMs. This includes **Qwen2.5-VL-32B-Instruct** [3], **InternVL3.5-20B-A4B** [45], **InternVL3-14B** [49], **LLaVA-1.6-13B**² [33], **GPT-4o** [18], and **GPT-4o-mini** [18].

4.3 Metrics

To ensure a comprehensive and impartial evaluation, we measure model performance using two core metrics: Accuracy and Macro-F1 Score. This choice aligns with the established evaluation protocol of the *GOAT-Bench*, thereby enabling a direct and consistent comparison with prior work.

4.4 Experimental Setup

All experiments were conducted on a server equipped with a single NVIDIA H100 GPU with 80GB of VRAM. For the open-source models, we deployed local inference endpoints using the vLLM framework [25], loading pre-trained weights sourced from the HuggingFace Hub. For proprietary models, we accessed them via their official APIs, specifically using GPT-4o (gpt-4o-2024-11-20 version) and GPT-4o-mini (gpt-4o-mini-2024-07-18 version). Specifically, for the Misjudgment Risk Pattern Elicitation stage, we utilized GPT-4o as the MLLM.

To improve reproducibility, the temperature parameter was set to 0 during inference, which corresponds to deterministic decoding

²The baseline performance for LLaVA-1.6-13B is sourced from the MemeAgent [31] study for consistency.

without sampling. In addition, the prompting strategy for the baseline strictly followed the configuration described in the previous work [31] to guarantee fairness and consistency in comparison.

The hyperparameters for our method are set as follows: top-N=10, top-K=2, $\alpha = 0.7$, $\beta = 0.7$, and $\gamma = 0.1$.

5 Results and Analysis

5.1 Performance of PATMD (RQ1)

To evaluate the effectiveness of our proposed approach, we compare the performance of PATMD with the baselines and general-purpose MLLMs (i.e., MLLM in the table), as shown in Table 2.

Overall Performance. The results demonstrate that PATMD consistently improves the performance of specialized baselines and general-purpose MLLMs, with an average of 8.30% improvement in F1-scores and an average of 7.71% improvement in accuracy. First, when compared against specialized harmful meme detection baselines, our method shows strong performance. For instance, when applied to GPT-4o and the open-source InternVL3-14B, our framework achieves overall F1-scores of 74.67% and 70.94%, respectively, both outperforming the strongest baseline, MemeAgent (65.19%). Second, the framework exhibits strong generalization across different MLLMs. It improves the overall F1-score of GPT-4o by 5.24% and that of GPT-4o-mini by 7.39%. The impact on open-source models

Table 3: The results of ablation studies between the PATMD and RAG-oriented variants (%).

Approach	Hatefulness		Misogyny		Offensiveness		Sarcasm		Harmfulness		Overall	
	Acc	F1	Acc	F1	Acc	F1	Acc	F1	Acc	F1	Acc	F1
InternVL3-14B + PATMD	76.95	75.06	77.80	77.60	63.26	57.18	80.03	79.88	66.70	64.99	72.95	70.94
w/o Structural Reranking	74.26	71.36	77.30	77.19	62.25	55.37	78.26	78.18	64.11	62.22	71.24 _(-1.71)	68.86 _(-2.08)
w/o Semantic Reranking	76.19	74.29	76.98	76.73	62.05	56.32	78.95	78.78	66.13	64.49	72.06 _(-0.89)	70.12 _(-0.82)
Image-only RAG	75.70	73.74	77.34	77.29	62.48	56.39	78.04	77.89	64.35	62.26	71.58 _(-1.37)	69.51 _(-1.43)
Text-only RAG	75.64	73.67	77.10	76.83	62.99	55.77	79.35	79.20	65.10	62.99	72.04 _(-0.91)	69.69 _(-1.25)
Random RAG	73.07	69.83	74.54	74.54	61.89	54.15	75.06	74.80	63.55	61.00	69.62 _(-3.33)	66.86 _(-4.08)

is also notable. InternVL3-14B experiences an 11.50% F1-score increase, surpassing the GPT-4o (70.94% vs. 69.43%). Similarly, LLaVA-1.6-13B, a model of comparable scale, receives an F1-score boost of 7.85%. Furthermore, the framework proves effective even for specialized architectures such as InternVL3.5-20B-A4B, a Mixture-of-Experts (MoE) model activating only 4B parameters during inference, achieving an overall F1 improvement of 3.49%. These results validate that PATMD is an effective and model-agnostic approach capable of enhancing the detection performance of MLLMs across different scales and architectures.

Task-Specific Analysis. A detailed analysis of task-specific results further reveals the breadth and depth of the improvements. The framework’s impact is particularly evident in Sarcasm and Misogyny detection. Notably, for Sarcasm, PATMD yields substantial improvements across models. For instance, InternVL3-14B’s F1-score improves by 29.54%, and GPT-4o-mini’s F1-score increases by 30.81%. This highlights PATMD’s ability to help models interpret the incongruity between text and image—a common characteristic of sarcastic memes. In Misogyny detection, similar improvements are observed. Qwen2.5VL-32B’s F1-score, for example, increases by 17.95%. This indicates that by retrieving historical samples with similar stereotypical patterns, our framework effectively equips models to identify targeted, gender-based harm.

Beyond these tasks, PATMD also demonstrates effectiveness across other domains. In Offensiveness detection, most models show positive gains, such as the 6.67% F1-score increase for GPT-4o-mini. For Harmfulness, a general positive trend is also observed, with Qwen2.5VL-32B gaining 9.89% in F1-score. These widespread gains underscore the framework’s ability to provide task-relevant reasoning support.

5.2 Ablation Study (RQ2)

To evaluate the effectiveness of the key components in our PATMD, which covers all the RAG’s framework in Figure 2. We conduct a series of ablation studies, which evaluate the impact on PATMD’s performance by removing or replacing key components (related to RAG paradigm) of our approach, including: the structural matching of hierarchical harm tree in Section 3.2.2 (w/o Structural Reranking), the image and text reranking in Section 3.2.2 (w/o Semantic Reranking), the text/image retrieval in Section 3.2.1 (w/o Image/Text-only RAG), and replacing the bipartite candidate retrieval of Section 3.2.1 with random retrieval (Random RAG).

As shown in Table 3, the complete PATMD approach achieves the best performance in both accuracy and F1 score, demonstrating the integrity and synergistic effect of our design. Among all variants,

removing the structural matching of the hierarchical harm tree (w/o Structural Reranking) leads to one of the most significant performance drops, with the F1 score decreasing by 2.08% (from 70.94% to 68.86%). This strongly demonstrates that our proposed hierarchical harm tree is crucial for the model to understand and judge the deep-seated risks in complex memes. Removing the image and text reranker (w/o Semantic Reranking), which is used to refine content similarity, also results in a performance decline. This indicates that a more precise assessment of content relevance is essential, besides performing the structure matching. Furthermore, performance drops when the text retrieval (w/o Image-only RAG) and image retrieval (w/o Text-only RAG) components are removed individually, validating the necessity of leveraging both modalities for retrieval, as relying on a single modality can miss key similar samples. Finally, compared to random retrieval (Random RAG), our method shows a substantial performance advantage, with a F1 score more than 4% higher. This highlights that accurately retrieving highly relevant historical memes from the knowledge base is vital to ensuring the overall effectiveness of the framework.

In addition, we further evaluate the impact of the number of retrieved samples (K) on PATMD’s performances, and the results are shown in the Appendix A.

5.3 Generality and Robustness of PATMD (RQ3)

To further evaluate the generality and robustness of our proposed framework, we conduct additional experiments on out-of-distribution (unseen) and adversarial memes. We select InternVL3-14B as the backbone model for these evaluations.

Generality: Performance on Unseen Memes. To evaluate whether PATMD can generalize to entirely new topics without updating its knowledge base, we evaluate it on a newly curated set of 500 recent political memes, crawled from social media platform X spanning from April 1, 2025, to July 1, 2025 (detailed in Appendix),

Table 4: Performance of PATMD across two evaluation settings (%): generalization on unseen memes, and robustness evaluation (original vs. adversarial) on the Hatefulness task. Values in parentheses indicate the performance drop compared to the original memes.

Approach	Unseen Memes		Robustness Evaluation			
	Acc	F1	Original Memes		Adversarial Memes	
	Acc	F1	Acc	F1	Acc	F1
InternVL3-14B	67.00	66.51	68.25	68.24	67.75	67.70
+PATMD	72.60	71.78	76.95	75.06	75.54 _(-1.41)	73.34 _(-1.72)
Δ (Improvement)	+5.40	+5.27	+8.70	+6.82	+7.79	+5.64


Meme Case	Misjudgment Risk Patterns	Output Thought
<p>Destroy Racism Be like panda</p>  <p>He's Black He's White He's Asian</p> <p>Meme Text: # destroy # racism # like # panda # black # white # asian</p> <p>Ground Truth: Sarcastic Prediction: Sarcastic</p>	<p>(1) When text or hashtags assert factuality but contradict absurd imagery, classifiers may miss the irony.</p> <p>(2) Misclassification occurs when irony depends on sociopolitical context or controversy awareness, especially if the image seems neutral or unrelated.</p>	<p>The meme presents the text "Destroy ...", using the panda's black, white, and Asian attributes as a playful metaphor for racial harmony. The cheerful panda image reinforces the lighthearted tone. The humor lies in the incongruity between the serious issue of racism and the simplistic panda analogy, creating irony. Overall, the meme uses humor and irony to address racism. Decision: Yes (sarcastic content).</p>

Figure 4: The case study of PATMD.

which are strictly excluded from the previous training and testing datasets. As shown in Table 4, relying solely on the existing misjudgment risk patterns retrieved from the original knowledge base, PATMD achieves an accuracy of 72.60% and an F1-score of 71.78%. This represents a significant improvement of 5.40% in accuracy and 5.27% in F1-score compared to the InternVL3-14B model. This substantial gain demonstrates that the misjudgment risk patterns extracted by PATMD capture the underlying cognitive logic of harm manifestation (e.g., rhetorical devices and implicit analogies) rather than merely memorizing dataset-specific content. Consequently, these misjudgment risk patterns can be effectively migrated to unseen domains and guide the model in detecting these new memes.

Robustness: Performance on Adversarial Memes. To evaluate the robustness of PATMD against adversarial attacks, we apply the SaltPepper-I-High attack [1, 38], which injects random white and black pixels across the original memes in a manner that does not compromise the overall perception of semantic content.

Under this high-intensity visual perturbation, PATMD achieves an accuracy of 75.54% and an F1-score of 73.34%. While this reflects a slight sensitivity to extreme noise compared to original images, such behavior can be attributed to its underlying mechanism: our approach relies on extracting fine-grained visual details for structural harm deconstruction, which are naturally more susceptible to severe pixel-level noise than superficial features. Nevertheless, despite this minor degradation, PATMD still significantly outperforms the vanilla model under the same adversarial conditions, delivering an improvement of 7.79% in accuracy and 5.64% in F1-score. This demonstrates that the decision-centric guidance provided by PATMD remains highly robust and effective even in challenging adversarial environments.

6 Discussion

In this section, we provide several cases to intuitively illustrate the advantages of PATMD with the misjudgment risk patterns, as well as the human evaluation of the pattern’s quality.

6.1 Case Study

To intuitively illustrate how our framework guides the reasoning process of MLLMs, we present a representative case study in Figure 4. Further analyses of diverse scenarios, such as identifying implicit stereotypes and navigating subjective satire, are provided in the Appendix D."

Accurate Sarcasm Detection through Contextual Incongruity. Figure 4 illustrates a meme using an absurd panda analogy for an anti-racist message. To prevent MLLMs from interpreting

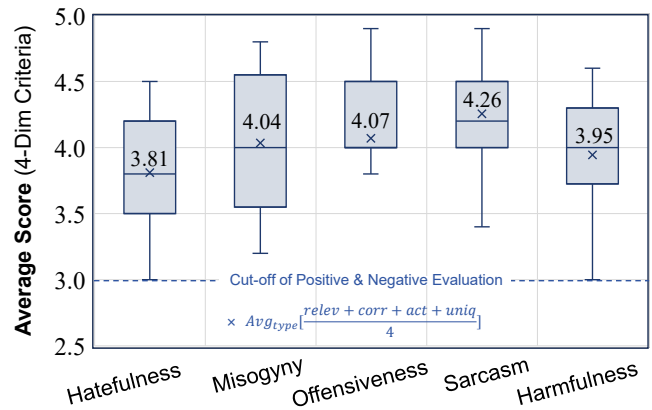


Figure 5: Distribution of human evaluation scores for misjudgment risk patterns generated by GPT-4o.

the lighthearted imagery literally, our framework retrieves critical *misjudgment risk patterns*. These patterns warn that irony is easily missed when “text contradicts absurd imagery” and emphasize its dependence on “sociopolitical context.” Guided by these insights, the MLLM’s reasoning (*Output Thought*) successfully captures the incongruity between the serious racial issue and the visual metaphor, accurately classifying it as “Sarcastic.” This case exemplifies how our decision-centric approach proactively mitigates cognitive blind spots. By explicitly injecting risk patterns into the reasoning chain, the framework not only achieves accurate classification but also yields a highly transparent and interpretable decision logic.

6.2 Human Evaluation

To validate the quality of the misjudgment risk patterns generated by GPT-4o, we conduct human evaluation by referencing the evaluation framework proposed by [37]. We randomly sample 20 instances from each of the five tasks within our benchmark, creating an evaluation set of 100 instances in total. Each meme is associated with a generated misjudgment risk pattern.

We instruct three human evaluators, each with over five years of experience in digital content moderation, to rate these patterns on a 5-point Likert scale (from 1: poor to 5: excellent) based on four key criteria: *relevance*, *correctness*, *actionability*, and *uniqueness*. The distribution of average scores of these criteria, as illustrated in Figure 5, indicates that the majority of ratings are concentrated between 4 and 5. This suggests that the misjudgment risk patterns generated by GPT-4o are well-recognized and align closely with human judgments of potential risks.

6.3 Limitations

Inference Latency. PATMD introduces an additional inference latency of approximately 0.7s per meme compared to the vanilla MLLM. This overhead stems from the retrieval and reranking of risk patterns, as well as processing the augmented context. However, this slight delay is a worthwhile trade-off for the substantial 8.30% F1-score improvement, particularly in scenarios prioritizing detection accuracy over strict real-time processing.

Dependency on MLLM Reliability. The automated pattern elicitation relies on the underlying MLLM, which is susceptible

to hallucinations. While we mitigated this in our current knowledge base through human evaluation and manual correction of erroneous patterns, the framework’s scalability remains bounded by the MLLM’s reliability. Future work could explore leveraging advanced reasoning models or multi-agent consensus frameworks for automated pattern verification, thereby reducing human intervention and enhancing the robustness of the knowledge base.

7 Conclusion

In this paper, we propose PATMD, a cognitive-guided approach that detects harmful memes by learning from and proactively mitigating potential misjudgment risks. It first constructs a knowledge base, where each meme is deconstructed into a misjudgment risk pattern that captures why and how the MLLM may misinterpret its content. For a given target meme, PATMD retrieves the semantically similar memes, and the relevant patterns are used to dynamically steer the MLLM’s reasoning, proactively guiding the MLLM to avoid known misjudgment pitfalls. Experiments show that PATMD significantly outperforms the baselines, achieving an average of 8.30% F1-score improvement, while demonstrating generality and robustness on unseen and adversarial memes.

References

- [1] Piush Aggarwal, Pranit Chawla, Mithun Das, Punyajoy Saha, Binny Mathew, Torsten Zesch, and Animesh Mukherjee. 2023. Hateproof: Are hateful meme detection systems really robust?. In *Proceedings of the ACM Web Conference 2023*. 3734–3743.
- [2] Akari Asai, Zeqiu Wu, Yizhong Wang, Avirup Sil, and Hannaneh Hajishirzi. 2024. Self-rag: Learning to retrieve, generate, and critique through self-reflection. (2024).
- [3] Shuai Bai, Keqin Chen, Xuejing Liu, Jialin Wang, Wenbin Ge, Sibao Song, Kai Dang, Peng Wang, Shijie Wang, Jun Tang, et al. 2025. Qwen2.5-vl technical report. *arXiv preprint arXiv:2502.13923* (2025).
- [4] Tom Brown, Benjamin Mann, Nick Ryder, Melanie Subbiah, Jared D Kaplan, Prafulla Dhariwal, Arvind Neelakantan, Pranav Shyam, Girish Sastry, Amanda Askell, et al. 2020. Language models are few-shot learners. *Advances in neural information processing systems* 33 (2020), 1877–1901.
- [5] Yitao Cai, Huiyu Cai, and Xiaojun Wan. 2019. Multi-modal sarcasm detection in twitter with hierarchical fusion model. In *Proceedings of the 57th annual meeting of the association for computational linguistics*. 2506–2515.
- [6] Rui Cao, Ming Shan Hee, Adriel Kuek, Wen-Haw Chong, Roy Ka-Wei Lee, and Jing Jiang. 2023. Pro-cap: Leveraging a frozen vision-language model for hateful meme detection. In *Proceedings of the 31st ACM international conference on multimedia*. 5244–5252.
- [7] Rui Cao, Roy Ka-Wei Lee, Wen-Haw Chong, and Jing Jiang. 2022. Prompting for Multimodal Hateful Meme Classification. In *Proceedings of the 2022 Conference on Empirical Methods in Natural Language Processing*. 321–332.
- [8] Rui Cao, Roy Ka-Wei Lee, and Jing Jiang. 2024. Modularized networks for few-shot hateful meme detection. In *Proceedings of the ACM Web Conference 2024*. 4575–4584.
- [9] Yen-Chun Chen, Linjie Li, Licheng Yu, Ahmed El Kholy, Faisal Ahmed, Zhe Gan, Yu Cheng, and Jingjing Liu. 2020. Uniter: Universal image-text representation learning. In *European conference on computer vision*. Springer, 104–120.
- [10] Zixin Chen, Hongzhan Lin, Kaixin Li, Ziyang Luo, Zhen Ye, Guang Chen, Zhiyong Huang, and Jing Ma. 2025. AdamMeme: Adaptively Probe the Reasoning Capacity of Multimodal Large Language Models on Harmfulness. In *Proceedings of the 63rd Annual Meeting of the Association for Computational Linguistics*. 4234–4253.
- [11] Aakanksha Chowdhery, Sharan Narang, Jacob Devlin, Maarten Bosma, Gaurav Mishra, Adam Roberts, Paul Barham, Hyung Won Chung, Charles Sutton, Sebastian Gehrmann, et al. 2023. Palm: Scaling language modeling with pathways. *Journal of Machine Learning Research* 24, 240 (2023), 1–113.
- [12] Hyung Won Chung, Le Hou, Shayne Longpre, Barret Zoph, Yi Tay, William Fedus, Yunxuan Li, Xuezhi Wang, Mostafa Dehghani, Siddhartha Brahma, et al. 2024. Scaling instruction-finetuned language models. *Journal of Machine Learning Research* 25, 70 (2024), 1–53.
- [13] Elisabetta Fersini, Francesca Gasparini, Giulia Rizzi, Aurora Saibene, Berta Chulvi, Paolo Rosso, Alyssa Lees, and Jeffrey Sorensen. 2022. SemEval-2022 Task 5: Multimedia automatic misogyny identification. In *Proceedings of the 16th International Workshop on Semantic Evaluation (SemEval-2022)*. 533–549.
- [14] Michael Günther, Saba Sturua, Mohammad Kalim Akram, Isabelle Mohr, Andrei Ungureanu, Bo Wang, Sedigheh Esлами, Scott Martens, Maximilian Werk, Nan Wang, et al. 2025. jina-embeddings-v4: Universal Embeddings for Multimodal Multilingual Retrieval. *arXiv preprint arXiv:2506.18902* (2025).
- [15] Kelvin Guu, Kenton Lee, Zora Tung, Panupong Pasupat, and Mingwei Chang. 2020. Retrieval augmented language model pre-training. In *International conference on machine learning*. PMLR, 3929–3938.
- [16] Ming Shan Hee, Roy Ka-Wei Lee, and Wen-Haw Chong. 2022. On explaining multimodal hateful meme detection models. In *Proceedings of the ACM web conference 2022*. 3651–3655.
- [17] Jianzhao Huang, Hongzhan Lin, Liu Ziyang, Ziyang Luo, Guang Chen, and Jing Ma. 2024. Towards Low-Resource Harmful Meme Detection with LLM Agents. In *Proceedings of the 2024 Conference on Empirical Methods in Natural Language Processing*. 2269–2293.
- [18] Aaron Hurst, Adam Lerer, Adam P Goucher, Adam Perelman, Aditya Ramesh, Aidan Clark, AJ Ostrow, Akila Welihinda, Alan Hayes, Alec Radford, et al. 2024. Gpt-4o system card. *arXiv preprint arXiv:2410.21276* (2024).
- [19] Junhui Ji, Xuanrui Lin, and Usman Naseem. 2024. Capalign: Improving cross modal alignment via informative captioning for harmful meme detection. In *Proceedings of the ACM Web Conference 2024*. 4585–4594.
- [20] Junhui Ji, Wei Ren, and Usman Naseem. 2023. Identifying Creative Harmful Memes via Prompt based Approach. In *Proceedings of the ACM Web Conference 2023 (WWW '23)*. Association for Computing Machinery, 3868–3872. doi:10.1145/3543507.3587427
- [21] Zhengbao Jiang, Frank F Xu, Luyu Gao, Zhiqing Sun, Qian Liu, Jane Dwivedi-Yu, Yiming Yang, Jamie Callan, and Graham Neubig. 2023. Active retrieval augmented generation. In *Proceedings of the 2023 Conference on Empirical Methods in Natural Language Processing*. 7969–7992.
- [22] Douwe Kiela, Suprat Bhooshan, Hamed Firooz, Ethan Perez, and Davide Testuggine. 2019. Supervised multimodal transformers for classifying images and text. *arXiv preprint arXiv:1909.02950* (2019).
- [23] Douwe Kiela, Hamed Firooz, Aravind Mohan, Vedanuj Goswami, Amanpreet Singh, Pratik Ringshia, and Davide Testuggine. 2020. The hateful memes challenge: Detecting hate speech in multimodal memes. *Advances in neural information processing systems* 33 (2020), 2611–2624.
- [24] Takeshi Kojima, Shixiang Shane Gu, Macho Reid, Yutaka Matsuo, and Yusuke Iwasawa. 2022. Large language models are zero-shot reasoners. *Advances in neural information processing systems* 35 (2022), 22199–22213.
- [25] Woosuk Kwon, Zhuohan Li, Siyuan Zhuang, Ying Sheng, Lianmin Zheng, Cody Hao Yu, Joseph E. Gonzalez, Hao Zhang, and Ion Stoica. 2023. Efficient Memory Management for Large Language Model Serving with PagedAttention. In *Proceedings of the ACM SIGOPS 29th Symposium on Operating Systems Principles*.
- [26] Roy Ka-Wei Lee, Rui Cao, Ziqing Fan, Jing Jiang, and Wen-Haw Chong. 2021. Disentangling hate in online memes. In *Proceedings of the 29th ACM international conference on multimedia*. 5138–5147.
- [27] Patrick Lewis, Ethan Perez, Aleksandra Piktus, Fabio Petroni, Vladimir Karpukhin, Naman Goyal, Heinrich Küttler, Mike Lewis, Wen-tau Yih, Tim Rocktäschel, et al. 2020. Retrieval-augmented generation for knowledge-intensive nlp tasks. *Advances in neural information processing systems* 33 (2020), 9459–9474.
- [28] Liunan Harold Li, Mark Yatskar, Da Yin, Cho-Jui Hsieh, and Kai-Wei Chang. 2019. VisualBERT: A simple and performant baseline for vision and language. *arXiv preprint arXiv:1908.03557* (2019).
- [29] Hongzhan Lin, Ziyang Luo, Jing Ma, and Long Chen. 2023. Beneath the Surface: Unveiling Harmful Memes with Multimodal Reasoning Distilled from Large Language Models. In *Findings of the Association for Computational Linguistics: EMNLP 2023*, Houma Bouamor, Juan Pino, and Kalika Bali (Eds.). Association for Computational Linguistics, Singapore, 9114–9128. doi:10.18653/v1/2023.findings-emnlp.611
- [30] Hongzhan Lin, Ziyang Luo, Bo Wang, Ruichao Yang, and Jing Ma. 2024. Goat-bench: Safety insights to large multimodal models through meme-based social abuse. *ACM Transactions on Intelligent Systems and Technology* (2024).
- [31] Xuanrui Lin, Chao Jia, Junhui Ji, Hui Han, and Usman Naseem. 2025. Ask, acquire, understand: A multimodal agent-based framework for social abuse detection in memes. In *Proceedings of the ACM on Web Conference 2025*. 4734–4744.
- [32] Phillip Lippe, Nithin Holla, Shantanu Chandra, Santhosh Rajamanickam, Georgios Antoniou, Ekaterina Shutova, and Helen Yannakoudakis. 2020. A multimodal framework for the detection of hateful memes. *arXiv preprint arXiv:2012.12871* (2020).
- [33] Haotian Liu, Chunyuan Li, Yuheng Li, and Yong Jae Lee. 2024. Improved baselines with visual instruction tuning. In *Proceedings of the IEEE/CVF conference on computer vision and pattern recognition*. 26296–26306.
- [34] Yinhan Liu, Myle Ott, Naman Goyal, Jingfei Du, Mandar Joshi, Danqi Chen, Omer Levy, Mike Lewis, Luke Zettlemoyer, and Veselin Stoyanov. 2019. Roberta: A robustly optimized bert pretraining approach. *arXiv preprint arXiv:1907.11692* (2019).
- [35] Ziyang Liu, Chunxiao Fan, Haoran Lou, Yuexin Wu, and Kaiwei Deng. 2025. MIND: A Multi-agent Framework for Zero-shot Harmful Meme Detection. In *Proceedings*

- of the 63rd Annual Meeting of the Association for Computational Linguistics. 923–947.
- [36] Jiasen Lu, Dhruv Batra, Devi Parikh, and Stefan Lee. 2019. ViLBERT: Pretraining task-agnostic visiolinguistic representations for vision-and-language tasks. *Advances in neural information processing systems* 32 (2019).
- [37] Abdullah Mazhar, Zuhair Hasan Shaik, Aseem Srivastava, Polly Ruhnke, Lavanya Vaddavalli, Sri Keshav Katragadda, Shweta Yadav, and Md Shad Akhtar. 2025. Figurative-cum-Commonsense Knowledge Infusion for Multimodal Mental Health Meme Classification. In *Proceedings of the ACM on Web Conference 2025*. 637–648.
- [38] Jingbiao Mei, Jinghong Chen, Guangyu Yang, Weizhe Lin, and Bill Byrne. 2025. Robust adaptation of large multimodal models for retrieval augmented hateful meme detection. In *Proceedings of the 2025 Conference on Empirical Methods in Natural Language Processing*. 23817–23839.
- [39] Niklas Muennighoff. 2020. Vilio: State-of-the-art visio-linguistic models applied to hateful memes. *arXiv preprint arXiv:2012.07788* (2020).
- [40] Shraman Pramanick, Shivam Sharma, Dimitar Dimitrov, Md. Shad Akhtar, Preslav Nakov, and Tanmoy Chakraborty. 2021. MOMENTA: A Multimodal Framework for Detecting Harmful Memes and Their Targets. In *Findings of the Association for Computational Linguistics: EMNLP 2021*. Association for Computational Linguistics, 4439–4455. doi:10.18653/v1/2021.findings-emnlp.379
- [41] Ori Ram, Yoav Levine, Itay Dalmedigos, Dor Muhlgay, Amnon Shashua, Kevin Leyton-Brown, and Yoav Shoham. 2023. In-context retrieval-augmented language models. *Transactions of the Association for Computational Linguistics* 11 (2023), 1316–1331.
- [42] Vlad Sandulescu. 2020. Detecting hateful memes using a multimodal deep ensemble. *arXiv preprint arXiv:2012.13235* (2020).
- [43] Shivam Sharma, Firoj Alam, Md Shad Akhtar, Dimitar Dimitrov, Giovanni Da San Martino, Hamed Firooz, Alon Halevy, Fabrizio Silvestri, Preslav Nakov, and Tanmoy Chakraborty. 2022. Detecting and understanding harmful memes: A survey. *arXiv preprint arXiv:2205.04274* (2022).
- [44] Shardul Suryawanshi, Bharathi Raja Chakravarthi, Mihael Arcan, and Paul Buitelaar. 2020. Multimodal meme dataset (MultiOFF) for identifying offensive content in image and text. In *Proceedings of the second workshop on trolling, aggression and cyberbullying*. 32–41.
- [45] Weiyun Wang, Zhangwei Gao, Lixin Gu, Hengjun Pu, Long Cui, Xingguang Wei, Zhaoyang Liu, Linglin Jing, Shenglong Ye, Jie Shao, et al. 2025. Internvl3.5: Advancing open-source multimodal models in versatility, reasoning, and efficiency. *arXiv preprint arXiv:2508.18265* (2025).
- [46] Jason Wei, Xuezhi Wang, Dale Schuurmans, Maarten Bosma, Fei Xia, Ed Chi, Quoc V Le, Denny Zhou, et al. 2022. Chain-of-thought prompting elicits reasoning in large language models. *Advances in neural information processing systems* 35 (2022), 24824–24837.
- [47] Zhepei Wei, Wei-Lin Chen, and Yu Meng. 2024. Instructrag: Instructing retrieval-augmented generation via self-synthesized rationales. *arXiv preprint arXiv:2406.13629* (2024).
- [48] Zhuosheng Zhang, Aston Zhang, Mu Li, and Alex Smola. 2022. Automatic chain of thought prompting in large language models. *arXiv preprint arXiv:2210.03493* (2022).
- [49] Jinguo Zhu, Weiyun Wang, Zhe Chen, Zhaoyang Liu, Shenglong Ye, Lixin Gu, Hao Tian, Yuchen Duan, Weijie Su, Jie Shao, et al. 2025. Internvl3: Exploring advanced training and test-time recipes for open-source multimodal models. *arXiv preprint arXiv:2504.10479* (2025).

A Analysis of Retrieved Samples (K)

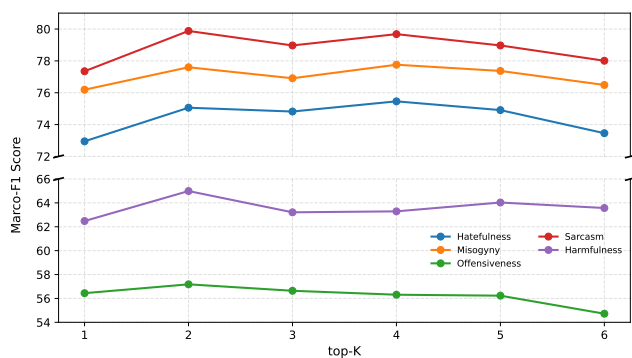


Figure 6: Impact of the retrieved case's number (K).

In addition to the ablation study in the Section 5.2, we also investigated the impact of the number of retrieved samples (top- K) on model performance, with the results shown in Figure 6.

As illustrated in the figure, as the value of K increases, the model's performance on most tasks shows a trend of initially rising and then stabilizing or slightly declining. Specifically, the model achieves optimal or near-optimal performance on most tasks when K is between 2 and 4. This suggests that providing a small number of high-quality misjudgment risk patterns from similar memes can effectively guide the model's reasoning. However, when K becomes too large (e.g., greater than 4), introducing too much information may introduce noise that interferes with the model's judgment. Considering both performance and efficiency, we set the optimal value of K to 2 in our experiments.

B Pseudocode for PATMD

In this section, we have provided the pseudocode of the pattern retrieval, so as to improve the reproducibility.

Algorithm 1: Risk-aware Pattern Retrieval.

Input: Test sample m_{test} , Knowledge base K .

Output: Final prediction y_{pred} and rationale analysis.

```

1 end Function RetrieveAndDetect( $m_{test}, K$ ):
2    $v_{test}^{img}, v_{test}^{txt} \leftarrow E(img_{test}, txt_{test});$ 
3    $Candidates_b \leftarrow \text{RETRIEVE}(K, 'benign', v_{test}^{img}, v_{test}^{txt}, N);$ 
4    $Candidates_h \leftarrow \text{RETRIEVE}(K, 'harmful', v_{test}^{img}, v_{test}^{txt}, N);$ 
5    $CandidatePool \leftarrow Candidates_b \cup Candidates_h;$ 
6    $ScoredList \leftarrow [];$ 
7   for each candidate  $c$  in  $CandidatePool$  do
8      $S_{img} \leftarrow R_{img}(img_{test}, c.img);$ 
9      $S_{txt} \leftarrow R_{txt}(txt_{test}, c.txt);$ 
10     $S_{\mathcal{T}} \leftarrow \text{MATCHKNOWLEDGETREE}(m_{test}.tree, c.tree);$ 
11     $S_{final} \leftarrow \alpha \cdot S_{img} + (1 - \alpha) \cdot S_{txt} + S_{\mathcal{T}};$ 
12    Append ( $c, S_{final}$ ) to  $ScoredList;$ 
13  end
14  Sort  $ScoredList$  in descending order by  $S_{final};$ 
15   $TopK\_Cases \leftarrow \text{Select top } K \text{ items from } ScoredList;$ 
16   $P_{Hateful} \leftarrow \text{EXTRACTPATTERN}(TopK\_Cases, 'hateful');$ 
17   $P_{Benign} \leftarrow \text{EXTRACTPATTERN}(TopK\_Cases, 'benign');$ 
18   $prompt \leftarrow \text{CONSTRUCTPROMPT}(m_{test}, P_{Hateful}, P_{Benign});$ 
19  ( $analysis, y_{pred}$ )  $\leftarrow \text{MLLM}_{judge}.QUERY(prompt);$ 
20 return  $analysis, y_{pred}$ 

```

C Prompt for Harmful Meme Detection

To improve the reproducibility of PATMD, we provide the contents of three prompts that are used in the harmful meme detection:

- **Figure 9's Prompt:** Hierarchical harm tree construction (Step-1 of PATMD), where the prompt is used in Section 3.1.1 hierarchical harm deconstruction.
- **Figure 10's Prompt:** Harmful meme detection (Step-3 of PATMD), where the prompt is used in Section 3.3 pattern-augmented prompt construction.
- **Figure 11's Prompt:** Misjudgment risk pattern generation (Step-1 of PATMD), where the prompt is used in Section 3.1.2 causal misjudgment attribution.

D Case Study

To more intuitively understand our framework’s reasoning process, we first analyze several correctly predicted cases. These cases demonstrate the misjudgment risk patterns retrieved by our approach and show the key content of the reasoning process. We also conduct a failure case analysis to explore the current limitations and future directions of our approach, as shown in Figure 7.

Detecting Implicit Harm Masked by Neutral Language and Humor. A significant challenge in meme detection is identifying harmful intent hidden behind seemingly innocuous text or humor. Our approach excels in this area by retrieving relevant risk patterns that guide MLLM to look beyond the surface. In **Sample (a)**, the meme uses a common phrase, “spot the difference.” Our approach, guided by the retrieved misjudgment risk pattern warning against **“neutral text paired with images that implicitly dehumanize,”** correctly identifies the racist comparison. The output reasoning clearly states that “the juxtaposition of monkeys and children carries an implicit risk of dehumanization,” leading to the correct “Hateful” prediction. Similarly, in **Sample (b)**, the meme employs irony to convey a misogynistic message. Our approach retrieves a pattern highlighting that **“humor or irony can obscure misogyny.”** This prompts a deeper analysis, as reflected in the output: MLLM correctly discerns that the meme “trivializes women’s rights by equating equality with physical confrontation,” thus identifying its underlying misogynistic nature.

Accurate Sarcasm Detection through Contextual Incongruity. Our approach’s ability to analyze context extends to non-harmful categories like sarcasm, where understanding the intent is key. The task for **Sample (c)** is to identify if the content is sarcastic. The meme uses an absurd analogy of a panda to deliver an anti-racist message. Our system retrieves risk patterns related to **“irony depends on sociopolitical context”** and situations where **“text...contradicts absurd imagery.”** Guided by these insights, MLLM correctly focuses on the incongruity between the serious issue of racism and the simplistic panda analogy. This understanding allows it to correctly classify the meme as “Sarcastic,” demonstrating the approach’s ability to interpret nuanced forms of expression.

Failure Analysis: The Subjective Boundary Between Satire and Offense. In **Sample (d)**, a political meme satirizing Donald Trump is labeled “Offensive,” but our model predicted “Benign.” The analysis reveals a key challenge: while the approach successfully retrieved the relevant risk pattern— **“When offensive content is framed through satire...it may be overlooked”**—it struggled with the final judgment. It over-prioritized the satirical context and the targeting of a public figure, leading to an incorrect classification. This highlights the difficulty in navigating the subjective boundary between sharp satire and offensive content, marking a clear area for future improvement.

In summary, these case studies demonstrate that our misjudgment driven approach enhances a model’s ability to decipher the implicit and contextual cues in memes. This leads to a more nuanced understanding and accurate classification across different categories, from hate speech to sarcasm.

E Details of the Unseen Meme Dataset

To rigorously evaluate the out-of-distribution (OOD) generalization capability of PATMD (as discussed in RQ3), we curated a new dataset comprising 500 recent political memes. This section details the data collection, annotation process, and statistical distribution of this unseen dataset.

Data Collection and Thematic Scope. The dataset was sourced from the social media platform X (formerly Twitter) spanning from April 1, 2025, to July 1, 2025. This specific timeframe ensures that the collected memes encapsulate recent political events and emerging rhetorical trends that are strictly absent from our primary training and testing sets. To comprehensively evaluate the model’s robustness across diverse contexts, the curated memes cover a wide array of highly debated topics, including: (1) U.S. partisan politics and macro-ideologies; (2) foreign policy and international conflicts; (3) gender issues, LGBTQ+ rights, and family values; (4) gun rights and gun control; and (5) government credibility, economic policies, and social welfare.

Annotation Process. The entire annotation process was strictly guided by a unified definition of harmful content [31]: *“speech or material that mocks or ridicules a targeted person or organization, or has the potential to cause emotional discomfort to any individual, politician, celebrity, or the general public.”* Based on this explicit criterion, we adopted a robust model-in-the-loop annotation pipeline to balance efficiency and accuracy. Initially, an ensemble of multiple SOTA MLLMs was prompted with this definition to generate preliminary labels for each meme, followed by a majority voting mechanism to determine the consensus prediction. Subsequently, a rigorous manual review phase was conducted by human experts. These annotators verified the labels generated by the models against the predefined criteria, corrected any misclassifications (particularly for memes involving implicit satire or complex cultural contexts), and finalized the categorization.

Dataset Statistics. The final dataset consists of 500 annotated memes, comprising 300 (60%) “Benign” samples and 200 (40%) “Harmful” samples (see Figure 8 for examples). We utilize this dataset to evaluate whether PATMD can effectively transfer its learned misjudgment risk patterns to novel, unseen political domains, rather than merely relying on prior knowledge specific to the dataset.

Meme Case	Misjudgment Risk Patterns	Output Thought	Meme Case	Misjudgment Risk Patterns	Output Thought								
<p>Sample (a)</p> <p>Meme Text: anyone else hate how hard these spot the difference pictures are getting</p> <table border="1"> <tr> <td>Ground Truth</td> <td>Hateful</td> </tr> <tr> <td>Prediction</td> <td>Hateful</td> </tr> </table>	Ground Truth	Hateful	Prediction	Hateful	<p>(1) Misclassification can occur when surface-level analysis overlooks implicit dehumanization or stereotypes, especially when masked as satire or humor.</p> <p>(2) Neutral text paired with images that implicitly dehumanize may evade systems relying on explicit language or known hate symbols.</p>	<p>The meme features text joking about “spot the difference” pictures, paired with an image of monkeys near cars above and children running near a car below. While the text is lighthearted and sarcastic, the juxtaposition of monkeys and children carries an implicit risk of dehumanization. The humor may mask this implication, but the comparison can perpetuate harmful stereotypes. Decision: Yes (hateful content).</p>	<p>Sample (b)</p> <p>Meme Text: men's rights should be equal to men's rights. EQUAL RIGHTS EQUAL FIGHTS</p> <table border="1"> <tr> <td>Ground Truth</td> <td>Misogynistic</td> </tr> <tr> <td>Prediction</td> <td>Misogynistic</td> </tr> </table>	Ground Truth	Misogynistic	Prediction	Misogynistic	<p>(1) Humor or irony can obscure misogyny when critiques of double standards blur into reinforcement of stereotypes.</p> <p>(2) Satirical or playful framing may hide misogynistic undertones, leading evaluators to dismiss harmful implications.</p>	<p>The meme combines the text “women’s rights should be equal to men’s rights” with the phrase “EQUAL RIGHTS EQUAL FIGHTS” and an aggressive cartoon image, using humor and irony to address gender equality. While it may appear playful, the message trivializes women’s rights by equating equality with physical confrontation, implicitly normalizing violence under the guise of fairness. This risk reinforcing misogynistic stereotypes, even if presented as a joke. Decision: Yes (misogynistic content).</p>
Ground Truth	Hateful												
Prediction	Hateful												
Ground Truth	Misogynistic												
Prediction	Misogynistic												
<p>Sample (c)</p> <p>Meme Text: # destroy # racism # like # panda # black # white # asian</p> <table border="1"> <tr> <td>Ground Truth</td> <td>Sarcastic</td> </tr> <tr> <td>Prediction</td> <td>Sarcastic</td> </tr> </table>	Ground Truth	Sarcastic	Prediction	Sarcastic	<p>(1) When text or hashtags assert factuality but contradict absurd imagery, classifiers may miss the irony.</p> <p>(2) Misclassification occurs when irony depends on sociopolitical context or controversy awareness, especially if the image seems neutral or unrelated.</p>	<p>The meme presents the text “Destroy ...”, using the panda’s black, white, and Asian attributes as a playful metaphor for racial harmony. The cheerful panda image reinforces the lighthearted tone. The humor lies in the incongruity between the serious issue of racism and the simplistic panda analogy, creating irony. Overall, the meme uses humor and irony to address racism. Decision: Yes (sarcastic content).</p>	<p>Sample (d)</p> <p>Meme Text: "THE BEAUTY OF ME IS THAT I'M VERY RICH." - DONALD TRUMP AMERICANS AGAINST THE REPUBLICAN PARTY</p> <table border="1"> <tr> <td>Ground Truth</td> <td>Offensive</td> </tr> <tr> <td>Prediction</td> <td>Benign</td> </tr> </table>	Ground Truth	Offensive	Prediction	Benign	<p>(1) When offensive content is framed through satire or familiar phrases, it may be overlooked due to humor or absence of explicit slurs.</p> <p>(2) Satirical or absurd juxtapositions with public figures or cultural references may be misclassified if humor is read as a serious attack.</p>	<p>The meme features a quote attributed to Donald Trump, “THE BEAUTY ...” accompanied by the tagline “AMERICANS...”. The content is presented as political critique, aiming to mock or satirize Trump’s boastful remark about wealth. While the meme highlights exaggeration, it does not employ explicit slurs, discriminatory language. Instead, its satirical tone targets a public figure and does not inherently constitute offensive content. Decision: No (benign content).</p>
Ground Truth	Sarcastic												
Prediction	Sarcastic												
Ground Truth	Offensive												
Prediction	Benign												

Figure 7: The case study of PATMD on four examples.

<p>“Harmful” Samples</p>			
	<p>“Benign” Samples</p>		<p>What people think witchcraft looks like:</p> <p>What it actually looks like:</p>

Figure 8: Examples of unseen memes.

Hierarchical Harm Tree Construction Prompt:

```
# [Role]
You are a top-tier multimodal content analyst and cultural semiotician. Your task is to perform Hierarchical Harm Deconstruction – systematically dissect a meme (containing both text and image) following a “Macro-to-Micro” schema. Break it down into a series of objective, descriptive components, revealing its underlying structural composition rather than surface features. Your output should be a structured JSON representing this hierarchical classification chain.

# [Analysis Dimensions]
Deconstruct the meme according to the following four levels:
1. L1 (Macro Category): Select the one category from the following predefined list that best summarizes the content's core theme. Your choice must be strictly from this list: [Nationality, Gender, Religion, Race, Animal, Disability, Child Exploitation, Political, None].
2. L2 (Core Subject): What specific groups, symbols, figures, or concepts does the content explicitly point to or feature?
3. L3 (Expressive Techniques): How does the creator organize these elements to convey messages?
4. L4 (Instantiation of Techniques): If L3 represents general techniques, what are their specific manifestations?

# [Input]
* Meme Text: "{meme_text}"
* (Note: As a multimodal model, you will directly receive the image.)

# [Output]
Strictly adhere to the following JSON format for your response. Do not add any extra explanations or text outside the JSON code block.
{{
  "Knowledge_chain": {{
    "L1_macro_category": "Fill in L1 analysis result here",
    "L2_core_subject": "Fill in L2 analysis result here",
    "L3_expression_techniques": "Fill in L3 analysis result here",
    "L4_instantiation_techniques": "Fill in L4 analysis result here"
  }}
}}
```

Figure 9: Prompt for hierarchical harm tree construction.

Harmful Memes Detection Prompt:

```
Given the meme, with the Text [{text}] accompanied by the image, your task is to classify whether the meme contains {TARGET_LABEL} content or not.

# Definition of {TARGET_LABEL} Content:
{TARGET_LABEL_DEFINITION}

# Analysis Support:
To assist your analysis, consider the following possible misjudgment risk patterns derived from similar memes:
The provided list may include patterns for identifying False-Negative Pattern (Miss Reason) and/or False-Positive Pattern (False Alarm Reason).
{Misjudgment Risk Patterns}

# Procedure:
1. Analyze: Independently analyze the text and image, interpreting both their literal and underlying meanings.
2. Refine: Consult the “Misjudgment Risk Patterns” to identify subtle {TARGET_LABEL} signals (Miss Reason) and to avoid over-flagging (False Alarm Reason).
3. Synthesize & Decide: Integrate your analysis from steps 1 and 2. Critically evaluate the limitations of the guidelines themselves, and base your final decision on whether the meme's overall context and intent conclusively align with the Definition of {TARGET_LABEL} Content.

# Output Format:
1. First, provide your step-by-step reasoning. End your reasoning with the `</think>` tag.
2. Based on your reasoning, output only `yes` if the meme contains {TARGET_LABEL} content, otherwise output only `no`.
```

Figure 10: Prompt for harmful memes detection.

Misjudgment Risk Pattern Generation Prompt:

```
# [Role-Playing]
You are a top-tier Digital Media Analyst and Content Safety Strategist. Your expertise lies in dissecting multimodal content (especially memes) to uncover hidden, complex, and potentially harmful semantics—these are often the kinds of signals that detection methods tend to overlook.

# [Task Definition]
Your task is not simply to decide whether the following meme contains {TARGET_LABEL} content. Your core objective is to conduct a "Proactive Risk Analysis." Specifically, you need to analyze why this meme might be misclassified. The form of misclassification depends on the provided label (Ground Truth, gt):
- If gt = 1 ({TARGET_LABEL}): Explain why a false negative might occur – that is, reason in reverse to uncover how the meme's compositional elements are subtly used to encode or conceal harmful intent, leading the model to overlook implicit cues and misclassify the content as benign.
- If gt = 0 (benign): Explain why a false positive might occur – that is, analyze how the combination of the meme's theme, core entities, and expressive techniques might cause the model to misinterpret or over-interpret benign content as harmful, even though no real harmful intent exists.

# [Category Definition]
The target category, {TARGET_LABEL}, is defined as follows:
{TARGET_LABEL_DEFINITION}

# [Input Data]
* Meme Text: "{meme_text}"
* Ground Truth (gt): {gt} (0 = benign; 1 = {TARGET_LABEL})
* Tree Chain Analysis: {tree_chain_info}
* (Note: As a multimodal model, you will directly receive the image.)

# [Core Instructions & Forced Abstraction]
Leverage the provided Tree Chain Analysis as a structured guide for your analysis. Your task is to dissect how the different layers of this analysis (from L1_macro_theme to L4_specific_instance) interact with the visual elements to create ambiguity or implicit meaning that could lead to misclassification. The tree_chain_info provides the "what" (an objective breakdown of the content); your job is to explain the "why" (why this specific structure and its components pose a classification risk). Use the following questions to guide your analysis:
1. Why might misclassification occur?
* If gt = 1 ({TARGET_LABEL}): explain why a false negative might occur.
* If gt = 0 (benign): explain why a false positive might occur.
2. How to abstract this into general knowledge? Your goal is to identify and extract the reason for misclassification. Formulate a "generalizable risk pattern" that is an abstraction of the pattern you identified. This pattern should often be a generalization of the L3_expression_technique in combination with the context from L1 and L2. Do not limit the pattern to this one meme; formulate general knowledge that applies across similar contexts.

# [Structured Output]
Please return your analysis strictly in the following JSON format, without adding any additional explanatory text:
{{
  "the_misjudgment_reasons":
  {{
    "failure_type": "(Choose based only on gt: if gt=1 - False Negative Potential; if gt=0 - False Positive Potential)",
    "pattern": "(a distilled general pattern that could lead to misclassification, stated concisely, abstractly, and reusable for future judgments)"
  }}
}}
```

Figure 11: Prompt for misjudgment risk pattern generation.