

Online Policy Learning via a Self-Normalized Maximal Inequality*

Samuel Girard
Inria-Saclay

Aurélien Bibaut
Netflix

Houssam Zenati
University College London

Abstract

Adaptive experiments produce dependent data that break i.i.d. assumptions that underlie classical concentration bounds and invalidate standard learning guarantees. In this paper, we develop a self-normalized maximal inequality for martingale empirical processes. Building on this, we first propose an adaptive sample-variance penalization procedure which balances empirical loss and sample variance, valid for general dependent data. Next, this allows us to derive a new variance-regularized pessimistic off-policy learning objective, for which we establish excess-risk guarantees. Subsequently we show that, when combined with sequential updates and under standard complexity and margin conditions, the resulting estimator achieves fast convergence rates in both parametric and nonparametric regimes, improving over the usual $1/\sqrt{n}$ baseline. We complement our theoretical findings with numerical simulations that illustrate the practical gains of our approach.

1 INTRODUCTION

Online policy learning lies at the heart of modern interactive systems such as recommendation engines (Li et al., 2010a), clinical trials (Villar et al., 2015), and adaptive tutoring (Lan et al., 2014). In these settings, policies are updated sequentially as new data arrive, and the logged trajectories are inherently dependent. While this adaptivity enables efficient exploration (Lattimore and Szepesvari, 2019), it breaks the i.i.d. assumptions underpinning classical learning theory (van der Vaart, 1998; Hall and Heyde, 1980; Bach, 2024). As a result, standard empirical risk minimization (Vapnik and Chervonenkis, 1971) or counterfactual policy learning (Bottou et al., 2013) can severely underestimate risk, leading to unstable updates and poorly performing policies.

Alongside these challenges, advances in policy learning have been driven by a pessimistic learning principle, whereby the learner minimizes a deliberately conservative estimate of risk (Jin et al., 2021; Thomas et al., 2015). In offline settings with i.i.d. logged data (Strehl et al., 2010; Dudik et al., 2011), this principle has been instantiated through sample variance penalization (SVP) (Maurer and Pontil, 2009), which augments empirical risk minimization with a penalty on the empirical variance of the losses. By down-weighting policies with unstable estimates, SVP provides variance-adaptive guarantees and has become a cornerstone of the so-called *counterfactual risk minimization* (CRM) (Swaminathan and Joachims, 2015b), where exploding importance weights otherwise lead to biased or overly optimistic evaluation (Owen, 2013). In this setting, two policies with similar empirical means may have vastly different variances, since policies that put weight on rarely logged actions suffer from unstable importance weights. SVP explicitly penalizes such high-variance policies, thereby favoring those that are both effective and statistically reliable.

While these pessimistic principles have yielded strong guarantees in the i.i.d. setting, extending them to adaptively collected data remains challenging. First, adaptivity induces dependencies that

*This paper is currently under review.

break the empirical-Bernstein tools (Boucheron et al., 2013; de la Peña et al., 2009) underlying SVP (Maurer and Pontil, 2009) and invalidate standard uniform convergence arguments. Second, existing extensions either restrict attention to importance-weighted estimators for offline learning (Kallus et al., 2021; Zhan et al., 2021; Jin et al., 2025) or rely on artificial sampling schemes, such as the doubling trick in sequential counterfactual risk minimization (SCRM) (Zenati et al., 2023), where only the last exponentially larger batch is used. These restrictions make such approaches poorly suited for online policy learning, where policies must be refined continuously using all available data. This highlights the need for concentration tools and learning principles that remain valid under adaptive, sequential data collection.

In this paper, we introduce a variance-regularized pessimistic principle for learning from adaptively collected data. Our contributions are threefold: (i) we establish a new self-normalized maximal inequality for martingale empirical processes and use it to extend sample variance penalization beyond the i.i.d. regime; (ii) we apply this framework to policy learning with adaptively collected bandit feedback, deriving variance-adaptive excess-risk guarantees; and (iii) we develop an online algorithm that reuses all past data with regret guarantees that interpolate smoothly between parametric and nonparametric regimes, yielding fast rates. Empirically, our methods consistently improve stability and performance over existing approaches, especially in settings with limited exploration or high adaptivity. Our paper provides the first framework that unifies Bernstein-style variance penalization with adaptive, sequential policy updates.

1.1 Martingale Framework and Notation

We study a sequential setup with dependent data. Let $(Z_t)_{t=1}^T$ be random variables taking values in \mathcal{Z} , adapted to the filtration $(\mathcal{F}_t)_{t=0}^T$ with $\mathcal{F}_t = \sigma(Z_1, \dots, Z_t)$. For a class \mathcal{F} and $f \in \mathcal{F}$, let $\ell_t(f) : \mathcal{Z} \rightarrow \mathbb{R}$ be a predictable (i.e. \mathcal{F}_{t-1} -measurable) loss function. For brevity we write $\ell_t(f) := \ell_t(f)(Z_t)$. The (conditional) risk of f is

$$R_T(f) = \frac{1}{T} \sum_{t=1}^T \mathbb{E}[\ell_t(f) \mid \mathcal{F}_{t-1}], \quad (1)$$

and the empirical risk is $\hat{R}_T(f) = \frac{1}{T} \sum_{t=1}^T \ell_t(f)$. We define the optimal hypothesis $f^* \in \arg \min_{f \in \mathcal{F}} R_T(f)$.

The martingale increments are $\Delta_t(f) = \ell_t(f) - \mathbb{E}[\ell_t(f) \mid \mathcal{F}_{t-1}]$, and their average

$$M_T(f) = \frac{1}{T} \sum_{t=1}^T \Delta_t(f) = \hat{R}_T(f) - R_T(f), \quad (2)$$

is the deviation of the empirical risk from its conditional expectation. Since our learning algorithm selects a data-dependent hypothesis from \mathcal{F} , we must ensure that $\hat{R}_T(f)$ is a reliable proxy for $R_T(f)$ uniformly for all $f \in \mathcal{F}$. This requires bounding the *maximal* deviation over the entire function class, $\sup_{f \in \mathcal{F}} M_T(f)$. Inequalities that control such suprema are known as maximal inequalities, and we will leverage variance-adaptive versions to achieve our results.

The empirical and conditional variances are

$$\hat{V}_T(\ell(f)) = \frac{1}{T} \sum_{t=1}^T \ell_t(f)^2 - \hat{R}_T(f)^2, \quad (3)$$

$$V_T(\ell(f)) = \frac{1}{T} \sum_{t=1}^T \mathbb{E}[\ell_t(f)^2 \mid \mathcal{F}_{t-1}] - R_T(f)^2. \quad (4)$$

We denote $\hat{\sigma}_T(f) = \sqrt{\hat{V}_T(\ell(f))}$ and $\sigma_T(f) = \sqrt{V_T(\ell(f))}$.

2 RELATED WORK

Pessimistic learning via sample variance penalization (SVP) augments ERM with a variance-based regularizer and can yield fast excess-risk rates for i.i.d. bounded losses; see (Maurer and Pontil, 2009) and applications in (Shivaswamy and Jebara, 2010). Variance-dependent analyses for broader function classes (covering “slow/fast” regimes) further develop this viewpoint in the i.i.d. setting (Xu and Zeevi, 2020).

In parallel, self-normalized concentration controls deviations relative to data-dependent variance proxies: classical results include Freedman’s martingale inequality (Freedman, 1975a) and the theory of self-normalized processes (de la Peña et al., 2009). Our maximal inequality follows this tradition: for each f , the deviation $M_T(f)$ is scaled by the conditional variance $\sigma_T(f)$ or its empirical version $\hat{\sigma}_T(f)$, yielding a martingale analogue of empirical Bernstein bounds (cf. (Waudby-Smith and Ramdas, 2022; Waudby-Smith et al., 2024)), and—unlike approaches tailored specifically to importance-weighted estimators (Bibaut et al., 2021; Jin et al., 2025)—applies to general bounded martingale empirical processes.

In offline policy learning from logged bandit data, CRM (Swaminathan and Joachims, 2015b) introduces SVP into policy learning but is highly sensitive to heavy-tailed importance weights, often mitigated by clipping at the cost of bias. Extensions to adaptive collection include localized bounds for importance-weighted ERM under exploration decay (Kallus et al., 2021) and policy learning from adaptive logs (Zhan et al., 2021), both largely tied to importance sampling (IS) and doubly robust estimators. Sequential CRM (SCRM) (Zenati et al., 2023) explores pessimism under adaptivity but relies on a doubling trick that learns only from the last, exponentially larger batch, limiting practicality for continuous updates. A complementary PAC-Bayesian line, culminating in logarithmic smoothing for adaptive off-policy learning (Haddouche and Sakhi, 2025), derives time-uniform pessimistic guarantees using supermartingale tools and KL-based complexity control. While sharing the high-level pessimism principle, this framework is structurally different: PAC-Bayes bounds are expressed through KL regularization and importance-weighted estimators, whereas we develop a self-normalized inequality for general bounded martingale processes and a variance-regularized SVP objective driven by conditional variance and sequential entropy. Closest in spirit, Jin et al. (2025) propose a pessimistic rule with oracle-style adaptivity to overlap via a self-normalized inequality specialized to inverse-propensity estimators. By contrast, our approach yields a variance-regularized objective that is not tied to an IS martingale structure and is directly compatible with true online updates without artificial batching schemes.

A large body of work in *online contextual bandits* studies policy learning under structural assumptions on the reward function. In the *linear case*, algorithms such as LinUCB (Li et al., 2010b), Thompson sampling (Agrawal and Goyal, 2014), and balanced linear variants (Dimakopoulou et al., 2018) achieve regret bounds of order $\tilde{O}(\sqrt{T})$, with balancing techniques reducing bias and improving robustness. Beyond parametric models, *nonparametric contextual bandits* attain regret rates driven by smoothness and margin conditions. Early work (Yang and Zhu, 2002; Rigollet and Zeevi, 2010) established minimax rates under Hölder and margin assumptions; subsequent contributions studied metric and Lipschitz settings (Slivkins, 2009; Auer and Ortner, 2007; Bubeck et al., 2011), and (Guan and Jiang, 2018) developed optimal algorithms under Hölder smoothness in finite dimensions. These approaches typically achieve $\tilde{O}(T^{(d+1)/(d+2)})$ regret when the context dimension is d . Our framework differs fundamentally: rather than assuming linearity, smoothness, or RKHS embeddings (Valko et al., 2013; Zenati et al., 2022), it relies only on boundedness, with complexity captured by the *bracketing-entropy exponent* p . This yields regret guarantees interpolating between the parametric rate $\tilde{O}(\sqrt{T})$ when $p = 0$ and nonparametric rates $\tilde{O}(T^{1-2/(2+p)})$ for $p > 0$, generalizing smoothness-based rates by replacing the context dimension with entropy. Finally, unlike

online *reinforcement learning* methods for long-horizon stateful problems (Jaksch et al., 2010; Azar et al., 2017; Jiang et al., 2017), our setting is that of *contextual bandits*, where the main challenge is to design concentration and learning principles robust to adaptivity.

3 SELF-NORMALIZED MAXIMAL INEQUALITY AND VARIANCE PENALIZED LEARNING

Building on the martingale framework from subsection 1.1, this section develops our main theoretical results. We proceed in two steps. First, in subsection 3.1, we establish a novel self-normalized maximal inequality for martingale empirical processes. This is our main technical tool, providing a high-probability bound on risk estimation error that adapts to the empirical conditional variance and the sequential complexity of the function class. Second, in subsection 3.2, we use this inequality to construct and analyze a practical learning algorithm, which we call Adaptive Sample Variance Penalization (ASVP). By augmenting the empirical risk with a penalty term derived from our bound, this method yields an estimator with strong excess risk guarantees, effectively translating our theoretical inequality into a concrete learning principle.

3.1 Self-Normalized Maximal Inequality

For the remaining, we impose a standard bounded-envelope condition to control martingale increments, enabling self-normalized (Freedman/Bernstein) bounds and sequential chaining via bracketing entropy (Freedman, 1975b; de la Peña et al., 2009).

We denote by $\mathcal{L}_T(\mathcal{F}) := \{(\ell_1(f), \dots, \ell_T(f)) : f \in \mathcal{F}\}$ the collection of predictable loss sequences generated by functions in \mathcal{F} .

Assumption 3.1 (Bounded envelope). $\max_{t \in [T]} \sup_{f \in \mathcal{F}} |\ell_t(f)| \leq B$ a.s.

For maximal inequalities over processes indexed by a function class, we will use the sequential bracketing entropy as a notion of sequential complexity.

For any predictable sequence $\zeta_{1:T}$ of functions $\mathcal{Z} \rightarrow \mathbb{R}$ define the pseudonorm

$$\rho_T(\zeta_{1:T}) := \left(\frac{1}{T} \sum_{t=1}^T \mathbb{E}[\zeta_t(Z_t)^2 \mid \mathcal{F}_{t-1}] \right)^{1/2}.$$

A collection of pairs $\{(\lambda_{1:T}^k, \nu_{1:T}^k) : k \in [N]\}$ is an (ε, ρ_T) -sequential bracketing of $\mathcal{L}_T(\mathcal{F})$ if:

1. for every $f \in \mathcal{F}$, there exists k such that $\lambda_t^k \leq \ell_t(f) \leq \nu_t^k$ for all t , and
2. $\rho_T(\nu_{1:T}^k - \lambda_{1:T}^k) \leq \varepsilon$.

We denote the minimal such cardinality by $\mathcal{N}_{[]}(\varepsilon, \mathcal{L}_T(\mathcal{F}), \rho_T)$. We will make the following assumption on the entropy measure.

Assumption 3.2 (Entropy on $\mathcal{L}_T(\mathcal{F})$). There exists $p > 0$ such that, for any $\varepsilon > 0$ and $T \geq 1$,

$$\log N_{[]}(\varepsilon, \mathcal{L}_T(\mathcal{F}), \rho_T) \lesssim \varepsilon^{-p}.$$

The exponent p quantifies sequential complexity: $p = 0$ corresponds to parametric (log-entropy) classes, $0 < p < 2$ yields sharper variance-adaptive rates, while larger p reflects heavier complexity and slower nonparametric rates (van der Vaart and Wellner, 1996). We now present the self-normalized martingale empirical process martingale inequality at the cornerstone of our theoretical analysis.

Theorem 3.3 (Self-normalized maximal inequality). *Under Assumptions 3.1, 3.2, For any $\delta \in (0, 1)$, with prob. $\geq 1 - \delta$, for all $\ell(f) \in \mathcal{L}_T(\mathcal{F})$, either $\sigma_T(f) \lesssim T^{-1/(2+p)}$, or*

$$\begin{aligned} M_T(\ell(f)) &\lesssim \frac{1}{\sqrt{T}} \sqrt{\log\left(\frac{\log(T^{1/(2+p)} B^2)}{\delta}\right)} \hat{\sigma}_T(f)^{1-p/2} \\ &+ \frac{1}{T^{2/(2+p)}} \log\left(\frac{\log(T^{1/(2+p)} B^2)}{\delta}\right) + \frac{\hat{\sigma}_T(f)^{-p}}{T}. \end{aligned} \quad (5)$$

The details of the proof are in Appendix B.

Importantly, our inequality is a sequential, variance-adaptive analogue of the i.i.d. empirical Bernstein bound (Theorem 6 of Maurer and Pontil (2009)): (i) the leading term has the same *variance-normalized* shape, now with the *empirical conditional* standard deviation $\hat{\sigma}_T(f)$ under adaptively collected data; (ii) the complexity enters through the sequential bracketing exponent p , yielding the localized rate $T^{-2/(2+p)}$ (up to logs).

When $p = 0$ (parametric/log-entropy classes), the bound reduces to the classical empirical-Bernstein shape $\tilde{O}(\hat{\sigma}_T(f)/\sqrt{T})$ (up to iterated logs), directly mirroring their Theorem 6 but in the *martingale* setting with data dependence.

3.2 Adaptive Sample Variance Penalization

SVP trades off empirical risk and data-driven variability by penalizing the (sample) variance of the loss. In i.i.d. problems this yields bounds that adapt to the variance of the optimal predictor and can achieve fast rates when that variance is small. Our contribution transports this principle to sequential, adaptively collected data by replacing the i.i.d. sample variance with the *empirical conditional* variance and by controlling complexity via sequential entropy. We define our *adaptive sample variance penalization* (ASVP) learning objective for $\lambda > 0$ as:

$$\hat{f}_T^\lambda = \arg \min_{f \in \mathcal{F}} \left\{ \frac{1}{T} \sum_{t=1}^T \ell_t(f) + \lambda \left(\frac{\hat{\sigma}_T(f)^{1-p/2}}{\sqrt{T}} + \frac{\hat{\sigma}_T(f)^{-p}}{T} \right) \right\}. \quad (\text{ASVP})$$

Remark 3.4. The rule depends on the complexity index p . However, in applications with parametric policies, we can set $p = 0$, yielding a penalty of order $\hat{\sigma}_T(f)/\sqrt{T}$, faithful to the original SVP.

Using the previous Theorem 3.3, we are able to show the following important result.

Theorem 3.5 (ASVP Excess Risk). *Under Assumptions 3.1–3.2, fix $\delta \in (0, 1)$ and set $\lambda = C_1 \sqrt{\log(\log(T^{1/(2+p)} B^2)/\delta)}$. For any optimal hypothesis $f^* \in \mathcal{F}$, the ASVP estimator \hat{f}_T^λ satisfies, with probability at least $1 - \delta$,*

$$R_T(\hat{f}_T^\lambda) - R_T(f^*) = \tilde{O} \left(\frac{\sigma_T(f^*)^{1-\frac{p}{2}}}{\sqrt{T}} + T^{-\frac{2}{2+p}} \right),$$

where the $\tilde{O}(\cdot)$ hides factors polylogarithmic in T , $1/\delta$, and B .

We provide a detailed proof in Appendix B.

Notably, minimizing the variance-penalized objective (ASVP) with λ chosen as in Theorem 3.5 yields a comparator-dependent excess risk bound that matches the spirit of Theorem 15 in (Maurer and Pontil, 2009): for $p = 0$ we obtain $\tilde{O}(\sigma_T(f^*)/\sqrt{T}) + \tilde{O}(1/T)$, the same *SVP rate shape* but now valid for *adaptive* (non-i.i.d.) data and with conditional variances. If $\sigma_T(f^*) = 0$, our result similarly exhibits the fast $\tilde{O}(1/T)$ behavior (up to logs), paralleling their zero-variance case.

4 POLICY LEARNING FROM ADAPTIVELY COLLECTED DATA

In this section, we will apply our general previous results shown to policy learning with adaptively collected data.

4.1 Policy Evaluation and Learning Setting

We consider sequential data $\bar{Z}_T = (Z_1, \dots, Z_T)$, where each observation $Z_t = (X_t, A_t, Y_t, \varpi_t(A_t|X_t))$. Here $X_t \in \mathcal{X}$ is a context drawn i.i.d. from a distribution P_X , $A_t \in \mathcal{A}$ is an action sampled according to a logging policy $\varpi_t(\cdot | X_t)$, and Y_t is the observed outcome drawn from a conditional distribution $P_Y(\cdot | X_t, A_t)$. We assume P_X and P_Y are stationary, while the logging policies ϖ_t may *adapt* to the past: ϖ_t is \mathcal{F}_{t-1} -measurable with respect to $\mathcal{F}_{t-1} = \sigma(Z_1, \dots, Z_{t-1})$. Note that when \mathcal{A} is discrete, $\varpi_t(\cdot | X_t)$ defines a probability distribution, whereas for continuous \mathcal{A} it denotes a probability density.

A policy π maps each context x to a distribution $\pi(\cdot | x)$ over actions. Let Π be the class of candidate policies. For notational purposes, for $\pi \in \Pi$, we will abbreviate the joint distributional $P_\pi = P_{Y|X,A} \times \pi \times P_X$. For a policy $\pi \in \Pi$, we define the *reference risk* as

$$R^*(\pi) = \mathbb{E}_{P_\pi}[y], \quad (6)$$

where the loss y depends both on the context and the action. The goal in our setting is to find the best-in-class policy

$$\pi^* \in \arg \min_{\pi \in \Pi} R^*(\pi). \quad (7)$$

Because data are generated by the adaptive sequence (ϖ_t) rather than π , we rely on importance weighting. The canonical unbiased estimator of $R^*(\pi)$ uses inverse propensity scoring (IPS) ([Horvitz and Thompson, 1952](#)) and writes:

$$\hat{R}_T(\pi) = \frac{1}{T} \sum_{t=1}^T \frac{\pi(A_t | X_t)}{\varpi_t(A_t | X_t)} Y_t, \quad (8)$$

Importantly, this setting refines the global framework introduced in Section 1.1, when we write: $\ell_t(\pi)(Z_t) = \frac{\pi(A_t|X_t)}{\varpi_t(A_t|X_t)} Y_t$, $\mathbb{E}[\ell_t(\pi)(Z_t) | \mathcal{F}_{t-1}] = \mathbb{E}_{P_{\varpi_t}} \left[\frac{\pi(A_t|X_t)}{\varpi_t(A_t|X_t)} Y_t \right] = \mathbb{E}_{P_\pi}[Y] = R^*(\pi)$.

4.2 Variance-Penalized Objective for Off-Policy Learning

Our goal now is to design an off-policy learning procedure. Following [Zenati et al. \(2023\)](#), we use an IPS estimator with *implicit exploration* ([Neu, 2015](#)). For a candidate policy $\pi \in \Pi$ and a sequence of observations \bar{Z}_T , the implicit exploration (IX) estimator is:

$$\hat{R}_T^{\text{IX}}(\ell_\varpi(\pi)) = \frac{1}{T} \sum_{t=1}^T \ell_t(\pi)(Z_t),$$

where

$$\ell_t(\pi)(Z_t) = \frac{\pi(A_t | X_t)}{\varpi_t(A_t | X_t) + \alpha \pi(A_t | X_t)} Y_t.$$

and the variance penalty as $\hat{V}_T^{\text{IX}}(\ell(\pi))$ with the formula from Equation (3). Here $\alpha > 0$ behaves like a clipping parameter that lower-bounds the effective propensity and yields a stabilized ratio (akin to implicit exploration). When $\alpha \rightarrow 0$ it reduces to standard IPS.

Building upon (ASVP), we define a novel *adaptive sample variance penalization policy learning* method. In particular, our learning objective is, for $\lambda > 0$:

$$\hat{\mathcal{L}}_T(\pi, \lambda, \varpi) = \hat{R}_T^{\text{IX}}(\ell_\varpi(\pi)) + \lambda \sqrt{\frac{\hat{V}_T^{\text{IX}}(\ell_\varpi(\pi))}{T}} \quad (\text{ASVP-PL})$$

4.3 Excess Risk Analysis

We now derive the excess risk of our *off-policy* estimator for *any logged dataset collected adaptively*. We use the assumption below that has been adopted in the offline policy learning literature (Swaminathan and Joachims, 2015a; Kallus and Zhou, 2018):

Assumption 4.1 (Bounded importance weights). For any policies $\pi, \pi' \in \Pi$ and any $(x, a) \in \mathcal{X} \times \mathcal{A}$, we assume $\frac{\pi(a|x)}{\pi'(a|x)} \leq W$, for some $W > 0$.

We now state the excess risk associated to (ASVP-PL).

Proposition 4.2 (ASVP-PL Excess Risk Bound). *Let $\mathcal{D} = \{(x_t, a_t, y_t)\}_{t=1}^T$ be a dataset collected by a sequence of policies $(\varpi_t)_{t \leq T}$. Then, under Assumptions 4.1 and 3.2, a minimizer $\hat{\pi}_T^\lambda \in \arg \min_{\pi \in \Pi} \{\hat{\mathcal{L}}_T(\pi, \lambda, \varpi_{1:T})\}$ satisfies, with probability at least $1 - \delta$,*

$$R^*(\hat{\pi}_T) - R^*(\pi^*) = \tilde{O} \left(\frac{W^{\frac{p+1}{2}}}{T^{1-\frac{p}{4}}} \left(\sum_{t=1}^T \nu_t^2 \right)^{\frac{2-p}{4}} + \frac{W^2}{T^{\frac{2}{2+p}}} \right),$$

where

$$\nu_t^2 = \text{Var}_{x, \varpi_t} \left(\frac{\pi^*(a|x)}{\varpi_t(a|x)} \right),$$

and the $\tilde{O}(\cdot)$ hides factors polylogarithmic in T , $1/\delta$, and W .

We provide a detailed proof in Appendix C.

5 ONLINE SVP POLICY LEARNING

While the previous section provided a learning objective and an excess risk bound for any offline logged propensities $\{\varpi_t\}_{t=1 \dots T}$, we will focus here on developing an online algorithm, i.e. a sequence of optimized policies $\{\pi_t\}_{t=1 \dots T}$ that minimizes the cumulative excess risk, or expected regret.

The expected regret over T rounds is the sum of the expected excess risks of the optimized policies $\{\pi_t\}_{t=1 \dots T}$:

$$\text{Regret}_T = \sum_{t=1}^T (R^*(\pi_t) - R^*(\pi^*)) \quad (9)$$

Minimizing this regret corresponds to learning the optimal policy π^* as quickly as possible. To do so, we propose a sequential design where we deploy at each round the policy learned from previously learned policies using the objective of (ASVP-PL):

$$\pi_{t+1} \in \arg \min_{\pi \in \Pi} \{\hat{\mathcal{L}}_t(\pi, \lambda_t, \pi_{1:t})\} \quad (\text{OSVP-PL})$$

where $\pi_{1:t} = \{\pi_s\}_{s=1 \dots t}$ is the predictable sequence of deployed policies until time t . We decide to call our learning procedure *online sample variance penalization policy learning* (OSVP-PL).

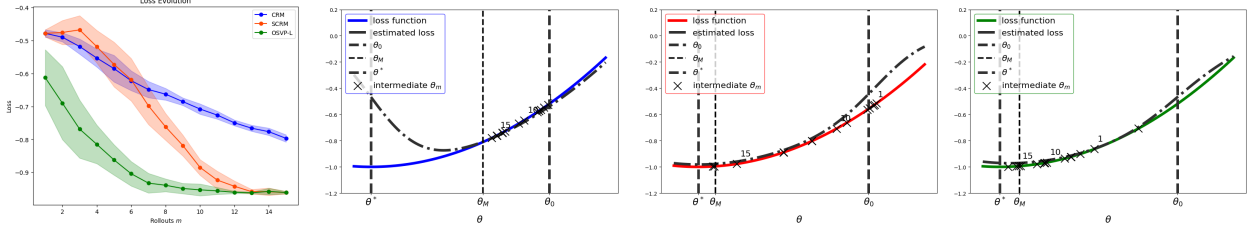


Figure 1: Loss evolution and optimization paths for (a) CRM, (b) SCRM, and (c) OSVP-L in example 5.1

Though our setting consider online updates, its definition and analysis trivially extends to batch online updates. To this effect, we compare our online policy learning procedure to SCRM (Zenati et al., 2023). Our estimator instead does not need to do a highly unrealistic doubling trick for theoretical guarantees, and is able to use all past data instead of the previous round only. This advance allows to improve learning with more stable learning updates, as illustrated qualitatively in Example 5.1 below.

Example 5.1 (Gaussian policies with quadratic loss (Zenati et al., 2023)). Gaussian policies $\pi_\theta = \mathcal{N}(\theta, \sigma^2)$ incur loss $l_t(a) = (a - y_t)^2 - 1$ with $y_t \sim \mathcal{N}(\theta^*, \sigma^2)$. Figure 1 reports loss over 15 rollouts for: (i) *Batch CRM*, trained on data from θ_0 ; (ii) *SCRM*, trained adaptively with data from the last model π_{m-1} ; and (iii) *OSVP-PL*, trained on data from all deployed models π_0, \dots, π_{m-1} . OSVP-PL stabilizes the training and improves learning.

Now, prior to establishing our regret analysis, we introduce a policy Hölderian error bound condition as stated in (Zenati et al., 2023) to obtain fast rates.

Condition 5.2 (Policy Hölderian Error Bound, (Zenati et al., 2023)). There exist constants $\gamma > 0$ and $\beta > 0$ such that for any policy $\pi \in \Pi$, there exists an optimal policy $\pi^* \in \arg \min_{\pi \in \Pi} R^*(\pi)$ satisfying:

$$\gamma \operatorname{Var}_{\pi, x} \left(\frac{\pi^*(a | x)}{\pi(a | x)} \right) \leq (R^*(\pi) - R^*(\pi^*))^\beta.$$

Intuitively, this condition connects to the Hölderian error bound (Bolte et al., 2007) which relates the distance to the optimum with the objective gap. It generalizes strong convexity $\beta = 1$ and boundedness $\beta = 0$, and for $\beta \in [0, 1]$ corresponds to the Łojasiewicz assumption (Łojasiewicz, 1963, 1993), which has been used to obtain fast rates in online learning with restart strategies (Gaillard and Wintenberger, 2018).

While this condition has been proved in (Zenati et al., 2023) to hold for certain parametric exponential families, we will state an assumption under which this condition will hold, as proven in Appendix C.

Assumption 5.3 (Margin condition). Let $|\mathcal{A}| < \infty$ and $\mu(x, a) = \mathbb{E}[Y | X = x, A = a]$. Define $\mu^*(x) = \min_{a \in \mathcal{A}} \mu(x, a)$ and a minimizer $a^*(x)$. For some $\nu \in [0, \infty]$, assume that for all $u \geq 0$,

$$\Pr \left(\min_{a \neq a^*(X)} \mu(X, a) - \mu^*(X) \leq Mu \right)^{1/\nu} \lesssim u,$$

This condition bounds the probability that a suboptimal action lies too close to the optimal one. Originally introduced in binary classification (Mammen and Tsybakov, 1999), it has since been extended to multi-armed contextual bandits (Hu et al., 2021, 2020), where it plays a key role in

achieving fast convergence rates. Intuitively, it controls the density of the arm gap near zero: for smooth μ and continuous covariates X , it typically holds with $\nu = 1$, while for discrete X it often degenerates to $\nu = \infty$.

We are now in position to state the regret bound of our (OSVP-PL) procedure.

Theorem 5.4 (OSVP-PL Regret Bound). *Under Assumptions 4.1 and 3.2, for $0 < \beta \leq 1$ associated to assumed Condition 5.2, the cumulative regret of (OSVP-PL) satisfies w.p. $1 - \delta$*

$$\text{Regret}_T = \tilde{O}\left(T^{\max\left\{\frac{2-\beta(2-p)}{4-\beta(2-p)}, \frac{p}{2+p}\right\}}\right).$$

We defer the proof of 5.4 to Appendix C.

Discussion. The rate reveals a clear margin–complexity tradeoff: increasing β (stronger separation) accelerates learning until it reaches the class–complexity ceiling determined by p . For $\beta = 0$ one recovers $R_T = \tilde{O}(T^{1/2})$, the classical \sqrt{T} behavior where overlap/variance dominates and the rate is independent of p . At $\beta = \frac{1}{2}$ the bound becomes $R_T = \tilde{O}(T^{\frac{2+p}{6+p}})$, which is strictly sub- \sqrt{T} for any $p < 2$ and improves as $p \rightarrow 0$ (e.g., $p = 1$ gives $T^{3/7}$), echoing fast-rate phenomena under Tsybakov/Bernstein conditions. When $\beta = 1$ the margin no longer tightens the bound and the rate saturates at $R_T = \tilde{O}(T^{\frac{p}{2+p}})$, i.e., the nonparametric complexity frontier: $p = 0$ yields polylogarithmic regret, $p = 1$ gives $T^{1/3}$, and $p = 2$ returns to $T^{1/2}$. In summary, β continuously improves the exponent on $[0, 1)$, but the best achievable rate is capped by $\frac{p}{2+p}$; thus, in nonparametric regimes, further acceleration requires reducing p via stronger smoothness or structural assumptions.

6 NUMERICAL EXPERIMENTS

In this section, we present our numerical experiments to validate our method and the intuition behind ASVP, ASVP-PL and OSVP-L.

6.1 ASVP versus ERM on dependent data

In this experiment we reproduce the empirical evaluation of Maurer and Pontil (2009), Section 4, and adapt it to a setting with temporally dependent data. Our goal is to illustrate that the practical benefits of sample variance penalization (SVP) continue to hold under dependence. Full details and additional results in Appendix E.

We work on $\mathcal{X} = [0, 1]^K$. For each coordinate k , draw $a_k \sim \text{Unif}[B, 1 - B]$ and $b_k \sim \text{Unif}[0, B]$, and generate

$$X_{t,k} = a_k + b_k S_{t,k}, \quad S_{t,k} \in \{-1, +1\},$$

where $(S_{t,k})$ is a two-state Markov chain with persistence p_k and $S_{0,k} \sim \text{Unif}\{\pm 1\}$. Let $\rho_k = 2p_k - 1 \in [0, \rho_{\max}]$ (i.i.d. $\text{Unif}[0, \rho_{\max}]$). Then $\mathbb{E}[X_{t,k}] = a_k$, $\text{Var}(X_{t,k}) = b_k^2$, $\text{Cov}(X_{t,k}, X_{t+1,k}) = \rho_k b_k^2$. Hypotheses are coordinate projections $\pi_k(x) = x_k$; choosing k selects (a_k, b_k, ρ_k) , and the goal is to minimize the mean risk a_k from the correlated samples $\{X_{t,k}\}_{t=1}^n$. We compare ERM ($\lambda = 0$) with a variance-penalized selector using the score

$$\hat{\mu}_k + \lambda \sqrt{\frac{\hat{v}_k}{n_{\text{eff},k}}}, \quad n_{\text{eff},k} = n \frac{1 - \hat{\rho}_k}{1 + \hat{\rho}_k}.$$

Figure 2 shows that SVP clearly outperforms ERM in the dependent-data regime. As in the i.i.d. case, ERM can be misled by noisy arms whose empirical means look spuriously low, while

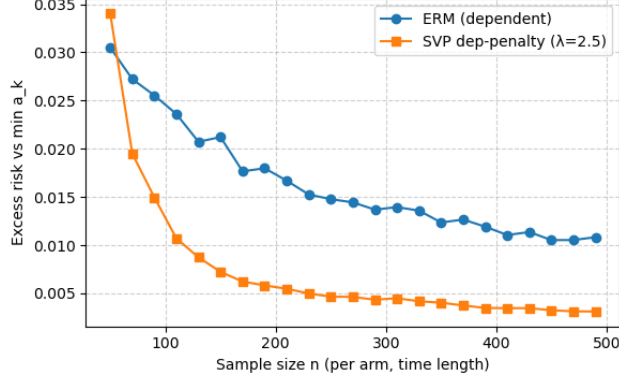


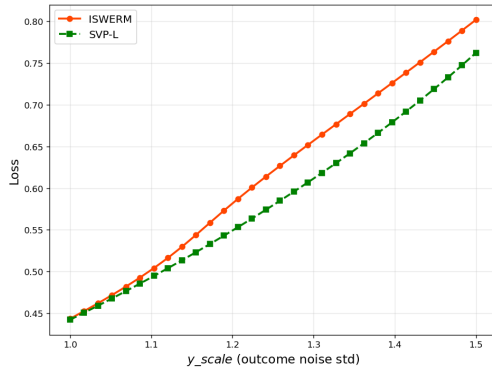
Figure 2: ERM vs. ASVP in dependent setting.

SVP penalizes such high-variance candidates and favors more stable ones. Temporal correlation further reduces the effective sample size $n_{\text{eff},k}$ of highly dependent arms, increasing their penalty and steering selection toward reliable, low-variance options. This yields consistently lower excess risk and confirms the benefits of variance-sensitive selection even under dependence.

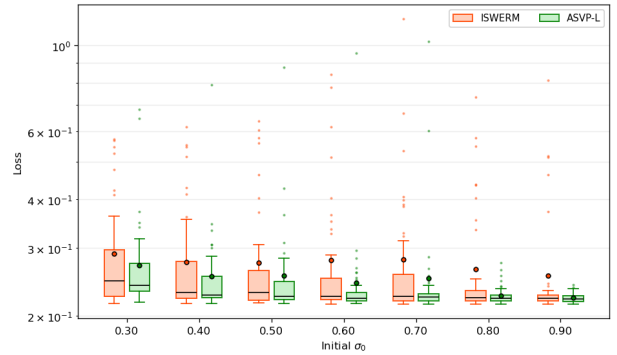
6.2 Practical benefits of ASVP-PL

We now illustrate the benefits of our off-policy learning procedure ASVP-PL under adaptively collected data, comparing it against ISWERM (Bibaut et al., 2021). Our evaluation extends the synthetic environment introduced in Example 5.1.

Varying outcome stochasticity. We study the impact of intrinsic stochasticity by increasing the noise level in $Y \sim \mathcal{N}(\theta^*, \sigma_y^2)$ in Figure 3a. As σ_y grows, the variance of policy evaluations increases, and purely empirical objectives may favor policies that appear optimal only due to random fluctuations. By incorporating a variance-dependent penalty, ASVP-PL consistently downweights such unstable candidates, leading to more reliable policy selection in noisy environments.



(a) Benefits of ASVP-PL under increasing intrinsic stochasticity of the outcome.



(b) Effect of decaying exploration after each iteration ($\sigma_m = (0.9)^m \sigma_0$) with the $m \leq 10$ rollout.

Figure 3: Practical benefits of ASVP-PL under outcome stochasticity and suboptimal logging.

Table 1: Loss values at $\lambda = \hat{\lambda}$ under **Uniform** and **Doubling trick**. Best (lowest) per original row kept in **bold**.

		Pricing	Advertising	Toy_env	Syn-5	Syn-20
Uniform	SCRM	-5.355 ± 0.196	-0.692 ± 0.026	-0.454 ± 0.002	0.534 ± 0.098	0.451 ± 0.059
	OSVP-L	-5.419 ± 0.269	-0.714 ± 0.003	-0.457 ± 0.002	0.230 ± 0.039	0.301 ± 0.036
	CRM	-5.422 ± 0.066	-0.687 ± 0.048	-0.431 ± 0.002	0.302 ± 0.201	0.319 ± 0.101
Doubling	SCRM	-5.184 ± 0.406	-0.676 ± 0.048	-0.458 ± 0.003	0.570 ± 0.162	0.755 ± 0.109
	OSVP-L	-5.568 ± 0.036	-0.717 ± 0.002	-0.458 ± 0.003	0.226 ± 0.036	0.479 ± 0.193
	CRM	-5.426 ± 0.124	-0.700 ± 0.009	-0.432 ± 0.003	0.446 ± 0.188	0.651 ± 0.106

Policy learning with suboptimal logging data. We simulate greedy logging policies whose exploration variance decays across rounds. With large initial variance σ_0 , the logger quickly exploits noisy early outcomes and locks onto suboptimal regions, producing datasets with poor overlap with the optimal policy. Off-policy training on such data highlights a sharp contrast: in Figure 3b ISWERM (orange) is dominated by a few high-weight samples and fails to recover, while ASVP-L (green) remains conservative and learns safer, lower-loss policies. As exploration shrinks, ISWERM becomes unstable due to heavy-tailed importance weights and support collapse, whereas ASVP-L continues to improve.

6.3 Practical benefits of OSVP-L

We now study the practical performance of our online learning algorithm OSVP-L. We experiment in the batch setting; to this effect, we compare our method to SCRM (Zenati et al., 2023) and the repeated CRM procedure (Swaminathan and Joachims, 2015a). Since our method accommodates both discrete and continuous action spaces, we evaluate it in both regimes. Below we give a brief overview of the experimental setups; full details are deferred to the Appendix E.

Continuous actions. We test on two synthetic benchmarks: personalized *pricing* (Demirer et al., 2019) and *advertising* (Zenati et al., 2020). Policies are Gaussian $\pi_\theta(\cdot|x) = \mathcal{N}(\mu_\theta(x), \sigma^2)$ with linear means $\mu_\theta(x) = \theta^\top x$ and fixed variance σ^2 matching the exploration budget. Contexts have up to 10 features, actions are one-dimensional, and we compare against the original logging baselines and a supervised skyline model with full outcome access. We also define our own synthetic benchmark *Toy*, more details in Appendix E.

Discrete actions. We construct a contextual bandit from a multi-class dataset $\{(x_i, l_i)\}_{i=1}^n$ by fitting a model $g_\theta(x) \in \mathbb{R}^K$ and defining action probabilities via softmax: $\pi_\theta(a | x) = \text{softmax}(g_\theta(x))_a$ with $a \in \{1, \dots, K\}$. For each context $x_i \in \mathbb{R}^d$, we sample $A_i \sim \pi_\theta(\cdot | x_i)$, observe binary loss $Y_i = \mathbf{1}\{A_i \neq l_i\}$, and record propensity $p_i = \pi_\theta(A_i | x_i)$, yielding bandit data $\mathcal{D}_{\text{bandit}} = \{(X_i, A_i, Y_i, p_i)\}_{i=1}^n$. We generate synthetic SYN data with `make_multiclass` from `scikit-learn`. The number of action is 3 and we evaluate for dimensions context $d = 5$ ('Syn-5') and $d = 20$ ('Syn-20').

Performance. Table 1 reports results for both continuous and discrete action settings. To strengthen our comparison with SCRM, we consider two sampling regimes: a fixed batch size (*uniform*) and exponentially increasing batch sizes (*doubling trick*). Across all environments, OSVP-L consistently matches or outperforms both SCRM and CRM, highlighting the benefits of systematic data reuse.

Exploration benefits. Under-exploration of the state–action space makes it harder to recover the optimal parameter θ^* , especially when the logging policy is far from optimal or has limited variance. To study this effect, we reproduce the experiment of Section 5.3 (Zenati et al., 2023) and track the final loss as a function of (i) the initial distance $\delta_0 = \|\theta_0 - \theta^*\|$ (Figure 4a) and (ii) the logging variance σ_0 (Figure 4b). As expected, CRM quickly deteriorates when the logging policy is poorly aligned with θ^* or when exploration vanishes, whereas SCRM is more robust thanks to adaptive redeployments. Our OSVP-PL algorithm further improves over SCRM: by aggregating and reusing all past data, rather than discarding earlier batches as in SCRM, it maintains near-optimal performance across a wide range of δ_0 and σ_0 . This highlights that systematic data reuse yields stronger robustness to exploration deficiencies.

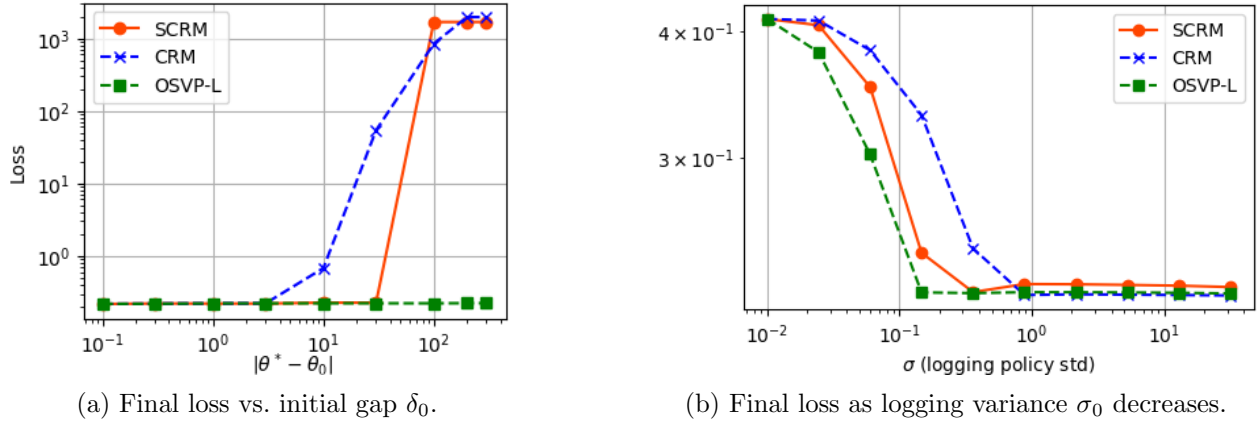


Figure 4: OSVP-PL remains robust to poor initial policies and low exploration, outperforming CRM and SCRM.

7 DISCUSSION

Our paper introduced three complimentary algorithmic contributions: (i) the Adaptive Sample-Variance Penalization (ASVP) principle, extending classical SVP to dependent data via new self-normalized martingale inequalities; (ii) ASVP-PL, which leverages this principle for policy learning with provable guarantees; and (iii) OSVP-PL, an online learning algorithm that reuses all past data to further strengthen robustness under limited exploration. Our analysis combined maximal inequalities with variance-sensitive generalization bounds, yielding tools of independent interest for sequential learning. Empirically, the proposed methods consistently improve stability and performance over existing baselines, particularly when exploration is scarce or adaptivity exacerbates variance. While our guarantees rely on boundedness and margin assumptions, the framework opens the way to broader extensions—such as reinforcement learning with long horizons, and adaptive recommendation—where variance-aware methods and systematic data reuse are especially promising.

References

- Agrawal, S. and Goyal, N. (2014). Thompson sampling for contextual bandits with linear payoffs.
- Auer, P. and Ortner, R. (2007). Nonstochastic multiarmed bandit experiments. In *Proceedings of the 18th Annual Conference on Learning Theory (COLT)*, pages 6–21. Springer.
- Azar, M. G., Osband, I., and Munos, R. (2017). Minimax regret bounds for reinforcement learning. In *Proceedings of the 34th International Conference on Machine Learning (ICML)*, volume 70, pages 263–272. PMLR.
- Bach, F. (2024). *Learning theory from first principles*. MIT press.
- Bibaut, A., Kallus, N., Dimakopoulou, M., Chambaz, A., and van der Laan, M. (2021). Risk minimization from adaptively collected data: Guarantees for supervised and policy learning. In Ranzato, M., Beygelzimer, A., Dauphin, Y., Liang, P., and Vaughan, J. W., editors, *Advances in Neural Information Processing Systems*, volume 34, pages 19261–19273. Curran Associates, Inc.
- Bihari, I. (1956). A generalization of a lemma of bellman and its application to uniqueness problems of differential equations. *Acta Mathematica Academiae Scientiarum Hungarica*, 7(1):81–94.
- Bolte, J., Daniilidis, A., and Lewis, A. (2007). The Łojasiewicz inequality for nonsmooth subanalytic functions with applications to subgradient dynamical systems. *SIAM Journal on Optimization*, 17(4):1205–1223.
- Bottou, L., Peters, J., Quiñonero Candela, J., Charles, D. X., Chickering, D. M., Portugaly, E., Ray, D., Simard, P., and Snelson, E. (2013). Counterfactual reasoning and learning systems: The example of computational advertising. *Journal of Machine Learning Research (JMLR)*, 14(1):3207–3260.
- Boucheron, S., Lugosi, G., and Massart, P. (2013). *Concentration Inequalities: A Nonasymptotic Theory of Independence*. Oxford University Press.
- Bubeck, S., Munos, R., Stoltz, G., and Szepesvári, C. (2011). X-armed bandits. In *Proceedings of the 24th Annual Conference on Learning Theory (COLT)*, pages 201–210.
- Cheung, W.-S. and Ren, J. (2006). Discrete non-linear inequalities and applications to boundary value problems. *Journal of Mathematical Analysis and Applications*, 319(2):708–724.
- de la Peña, V. H., Lai, T. L., and Shao, Q.-M. (2009). *Self-Normalized Processes: Limit Theory and Statistical Applications*. Springer.
- Demirer, M., Syrgkanis, V., Lewis, G., and Chernozhukov, V. (2019). Semi-parametric efficient policy learning with continuous actions. In *Advances in Neural Information Processing Systems (NeurIPS)*.
- Dimakopoulou, M., Zhou, Z., Athey, S., and Imbens, G. (2018). Estimation considerations in contextual bandits.
- Dudik, M., Langford, J., and Li, L. (2011). Doubly robust policy evaluation and learning. In *International Conference on Machine Learning (ICML)*.
- Freedman, D. A. (1975a). On tail probabilities for martingales. *The Annals of Probability*, 3(1):100–118.

- Freedman, D. A. (1975b). On tail probabilities for martingales. *Annals of Probability*, 3(1):100–118.
- Gaillard, P. and Wintenberger, O. (2018). Efficient online algorithms for fast-rate regret bounds under sparsity. In *Advances in Neural Information Processing Systems*, volume 31. Curran Associates, Inc.
- Guan, M. Y. and Jiang, H. (2018). Nonparametric stochastic contextual bandits.
- Haddouche, M. and Sakhi, O. (2025). Logarithmic smoothing for adaptive pac-bayesian off-policy learning.
- Hall, P. and Heyde, C. C. (1980). *Martingale limit theory and its application*. Academic press.
- Horvitz, D. G. and Thompson, D. J. (1952). A generalization of sampling without replacement from a finite universe. *Journal of the American Statistical Association*, 47(260):663–685.
- Hu, Y., Kallus, N., and Mao, X. (2020). Smooth contextual bandits: Bridging the parametric and non-differentiable regret regimes.
- Hu, Y., Kallus, N., and Mao, X. (2021). Fast rates for contextual linear optimization.
- Jaksch, T., Ortner, R., and Auer, P. (2010). Near-optimal regret bounds for reinforcement learning. In *Journal of Machine Learning Research*, volume 11, pages 1563–1600.
- Jiang, N., Krishnamurthy, A., Agarwal, A., Langford, J., and Schapire, R. E. (2017). Contextual decision processes with low bellman rank are pac-learnable. In *Proceedings of the 34th International Conference on Machine Learning (ICML)*, volume 70, pages 1704–1713. PMLR.
- Jin, C., Yang, Z., and Wang, Z. (2021). Pessimism in the face of uncertainty: Theory for offline reinforcement learning. In *Advances in Neural Information Processing Systems (NeurIPS)*, volume 34, pages 26843–26855.
- Jin, Y., Ren, Z., Yang, Z., and Wang, Z. (2025). Policy learning ”without” overlap: Pessimism and generalized empirical bernstein’s inequality.
- Kallus, N., Saito, Y., and Uehara, M. (2021). Optimal off-policy evaluation from multiple logging policies. In *Proceedings of the 38th International Conference on Machine Learning*, volume 139, pages 5247–5256. PMLR.
- Kallus, N. and Zhou, A. (2018). Policy evaluation and optimization with continuous treatments. In *International Conference on Artificial Intelligence and Statistics (AISTATS)*.
- Lan, A. S., Studer, C., and Baraniuk, R. G. (2014). A contextual bandits framework for personalized learning action recommendation. In *Proceedings of the 7th International Conference on Educational Data Mining (EDM)*, pages 424–429.
- LaSalle, J. (1949). Uniqueness theorems and successive approximations. *Annals of Mathematics*, 50(3):722–730.
- Lattimore, T. and Szepesvari, C. (2019). *Bandit Algorithms*.
- Li, L., Chu, W., Langford, J., and Schapire, R. E. (2010a). A contextual-bandit approach to personalized news article recommendation. In *Proceedings of the 19th International Conference on World Wide Web, WWW ’10*, New York, NY, USA. ACM.

- Li, L., Chu, W., Langford, J., and Schapire, R. E. (2010b). A contextual-bandit approach to personalized news article recommendation. In *Proceedings of the 19th international conference on World wide web, WWW '10*, page 661–670. ACM.
- Mammen, E. and Tsybakov, A. B. (1999). Smooth discrimination analysis. *The Annals of Statistics*, 27(6):1808–1829.
- Maurer, A. and Pontil, M. (2009). Empirical bernstein bounds and sample variance penalization. In *Conference on Learning Theory (COLT)*.
- Neu, G. (2015). Explore no more: Improved high-probability regret bounds for non-stochastic bandits. *Advances in Neural Information Processing Systems*, 28.
- Owen, A. B. (2013). *Monte Carlo theory, methods and examples*.
- Rigollet, P. and Zeevi, A. (2010). Nonparametric bandits with covariates. *Proceedings of the 23rd Annual Conference on Learning Theory (COLT)*, pages 54–66.
- Shivaswamy, P. and Jebara, T. (2010). Empirical bernstein boosting. In Teh, Y. W. and Titterton, M., editors, *Proceedings of the Thirteenth International Conference on Artificial Intelligence and Statistics*, volume 9 of *Proceedings of Machine Learning Research*, pages 733–740, Chia Laguna Resort, Sardinia, Italy. PMLR.
- Slivkins, A. (2009). Contextual bandits with similarity information. *arXiv preprint arXiv:0907.3986*.
- Strehl, A., Langford, J., Li, L., and Kakade, S. M. (2010). Learning from logged implicit exploration data. *Advances in neural information processing systems*, 23.
- Swaminathan, A. and Joachims, T. (2015a). Counterfactual risk minimization: Learning from logged bandit feedback. In *International Conference on Machine Learning (ICML)*.
- Swaminathan, A. and Joachims, T. (2015b). The self-normalized estimator for counterfactual learning. In *Advances in Neural Information Processing Systems (NIPS)*.
- Thomas, P., Theocharous, G., and Ghavamzadeh, M. (2015). High-confidence off-policy evaluation. In *Proceedings of the 32nd International Conference on Machine Learning (ICML)*, pages 300–309. PMLR.
- Valko, M., Munos, R., Kveton, B., and Kocák, T. (2013). Finite-time analysis of kernelised contextual bandits. In *Proceedings of the 29th Conference on Uncertainty in Artificial Intelligence (UAI)*, pages 654–663.
- van der Vaart, A. and Wellner, J. A. (2010). A local maximal inequality under uniform entropy.
- van der Vaart, A. W. (1998). *Asymptotic Statistics*. Cambridge Series in Statistical and Probabilistic Mathematics. Cambridge University Press.
- van der Vaart, A. W. and Wellner, J. A. (1996). *Weak Convergence and Empirical Processes*. Springer.
- van Handel, R. (2010). On the minimal penalty for markov order estimation. *Probability Theory and Related Fields*, 150(3–4):709–738.

- Vapnik, V. N. and Chervonenkis, A. Y. (1971). On the uniform convergence of relative frequencies of events to their probabilities. *Theory of Probability & Its Applications*, 16(2):264–280.
- Villar, S. S., Bowden, J., and Wason, J. (2015). Multi-armed bandit models for the optimal design of clinical trials: Benefits and challenges. *Statistical Science*, 30(2):199–215.
- Waudby-Smith, I. and Ramdas, A. (2022). Estimating means of bounded random variables by betting.
- Waudby-Smith, I., Wu, L., Ramdas, A., Karampatziakis, N., and Mineiro, P. (2024). Anytime-valid off-policy inference for contextual bandits. *ACM / IMS J. Data Sci.*, 1(3).
- Xu, Y. and Zeevi, A. (2020). Towards optimal problem dependent generalization error bounds in statistical learning theory.
- Yang, E. H. (1983). On some new discrete inequalities of the bellman-bihari type. *Nonlinear Analysis: Theory, Methods & Applications*, 7(11):1237–1246.
- Yang, Y. and Zhu, D.-X. (2002). Randomized allocation with nonparametric estimation for a multi-armed bandit problem with covariates. *The Annals of Statistics*, 30(1):100–121.
- Zenati, H., Bietti, A., Diemert, E., Mairal, J., Martin, M., and Gaillard, P. (2022). Efficient kernelized ucb for contextual bandits. In Camps-Valls, G., Ruiz, F. J. R., and Valera, I., editors, *Proceedings of The 25th International Conference on Artificial Intelligence and Statistics*, volume 151 of *Proceedings of Machine Learning Research*, pages 5689–5720. PMLR.
- Zenati, H., Bietti, A., Martin, M., Diemert, E., Gaillard, P., and Mairal, J. (2020). Counterfactual learning of stochastic policies with continuous actions: from models to offline evaluation.
- Zenati, H., Diemert, E., Martin, M., Mairal, J., and Gaillard, P. (2023). Sequential counterfactual risk minimization. In *Proceedings of the 40th International Conference on Machine Learning*.
- Zhan, R., Ren, Z., Athey, S., and Zhou, Z. (2021). Policy learning with adaptively collected data.
- Łojasiewicz, S. (1963). *Une propriété topologique des sous ensembles analytiques réels*. Les équations aux dérivées partielles.
- Łojasiewicz, S. (1993). Sur la géométrie semi et sous analytique. *Annales de l’institut Fourier*, 43(5):1575–1595.

Online Policy Learning via a Self-Normalized Maximal Inequality: Appendix

This appendix is organized as follows:

- Appendix A: summary of the notations used in the paper and in the analysis.
- Appendix B: proofs for the novel empirical Bernstein bounds introduced in Section 3.
- Appendix C: proofs for the excess risks in Section 4 and for the Hölderian error bound in Section 5
- Appendix D: proofs for regret bound in Section 5
- Appendix E: details on the implementation of the algorithms and additional experiment details, discussions and results.

All the code to reproduce our numerical simulations is provided in the supplementary material and will be open-sourced upon acceptance of the manuscript.

A NOTATIONS

This appendix collects the main notations used throughout the paper and supplementary material.

General mathematical notations

- T : total number of rounds (horizon); indices $t, s \in \{1, \dots, T\}$.
- \lesssim : inequality up to multiplicative constants; $\tilde{O}(\cdot)$: Big-O ignoring logarithmic factors.
- $[T] := \{1, 2, \dots, T\}$; $\arg \min$: set of minimizers; \sup and \inf : supremum and infimum.

Probability and measure-theoretic notations

- $(\Omega, \mathcal{F}, \mathbb{P})$: probability space; $\mathbb{E}[\cdot]$, $\text{Var}(\cdot)$: expectation and variance.
- Filtration $\mathcal{F}_t = \sigma(Z_1, \dots, Z_t)$; \mathcal{F}_{t-1} : history before round t .
- P_X, P_Y : marginal distributions of contexts and outcomes.
- Joint law under policy π : $P_\pi = P_{Y|X,A} \times \pi \times P_X$.

Contextual bandit and policy-learning setup

- $\mathcal{X}, \mathcal{A}, \mathcal{Y}$: context, action, and outcome spaces (discrete or continuous actions).
- $X_t \in \mathcal{X}, A_t \in \mathcal{A}, Y_t \in \mathcal{Y}$: context, action, and outcome at round t .
- $Z_t = (X_t, A_t, Y_t, \varpi_t(A_t | X_t))$: full observation at round t .
- $\pi : \mathcal{X} \rightarrow \Delta(\mathcal{A})$: policy mapping contexts to distributions over actions; $\pi(a | x)$: probability or density.
- Π : policy class; π^* : optimal policy in Π .
- ϖ_t : logging policy at round t ; π_t : deployed policy in adaptive/online settings.

Risks, losses, and regret

- True policy risk $R^*(\pi) = \mathbb{E}_{P_\pi}[Y]$; IPS empirical estimator $\hat{R}_T(\pi)$; implicit exploration variant $\hat{R}_T^{\text{IX}}(\pi)$.
- Conditional and empirical risks for a loss $\ell_t(f)$:

$$R_T(f) = \frac{1}{T} \sum_{t=1}^T \mathbb{E}[\ell_t(f) | \mathcal{F}_{t-1}], \quad \hat{R}_T(f) = \frac{1}{T} \sum_{t=1}^T \ell_t(f).$$

- Instantaneous regret $r_t = R^*(\pi_t) - R^*(\pi^*)$; cumulative regret $\text{Regret}_T = \sum_{t=1}^T r_t$.

Variance and martingale quantities

- Empirical and conditional variances: $\widehat{V}_T(\ell(f)) = \frac{1}{T} \sum_{t=1}^T \ell_t(f)^2 - \left(\frac{1}{T} \sum_{t=1}^T \ell_t(f) \right)^2$, $V_T(\ell(f)) = \frac{1}{T} \sum_{t=1}^T \mathbb{E}[\ell_t(f)^2 \mid \mathcal{F}_{t-1}] - \left(\frac{1}{T} \sum_{t=1}^T \mathbb{E}[\ell_t(f) \mid \mathcal{F}_{t-1}] \right)^2$; corresponding standard deviations $\widehat{\sigma}_T(f)$, $\sigma_T(f)$.
- Importance-weight variance: $\nu_t^2 = \text{Var}_{x, \varpi_t} \left(\frac{\pi^*(a|x)}{\varpi_t(a|x)} \right)$.
- Martingale increment $\Delta_t(f) = \ell_t(f) - \mathbb{E}[\ell_t(f) \mid \mathcal{F}_{t-1}]$; deviation process $M_T(f) = \widehat{R}_T(f) - R_T(f)$.
- $\mathcal{L}_T(\mathcal{F})$: collection of predictable loss sequences.

Complexity and sequential entropy

- Bracketing exponent p ; sequential L_2 pseudonorm ρ_T .
- Sequential bracketing number $N_{[]}(\varepsilon, \mathcal{L}_T, \rho_T)$; entropy integral

$$J(\delta, \mathcal{L}_T, \rho_T) = \int_0^\delta \sqrt{\log N_{[]}(\varepsilon, \mathcal{L}_T, \rho_T)} d\varepsilon.$$

Algorithmic parameters and constants

- λ : regularization parameter; α : implicit exploration parameter.
- \widehat{f}_T^λ , $\widehat{\pi}_T^\lambda$: ASVP estimators minimizing $\widehat{\mathcal{L}}_T(\pi, \lambda, \varpi)$; OSVP-PL: online sample-variance penalization.
- B, W : uniform bounds on losses and importance weights.
- β : Hölderian error-bound exponent; ν : margin-condition parameter.

B EMPIRICAL BERNSTEIN BOUNDS ANALYSIS

In this section we develop a martingale empirical Bernstein bound for predictable processes indexed by a function class. We begin with subsection B.1 that rephrase maximal inequalities localized by sequential norms, following the structure of [van Handel \(2010\)](#). From this we can derive Lemma B.3 in subsection B.2, which localizes deviations by the *true* conditional variance. This lemma is essential in subsection B.3 to derive concentration bound between the *true* and *empirical* conditional variance. In subsection B.4 we assemble the previous result to derive our self-normalized maximal inequality (Theorem 3.3) and the associated ASVP excess risk (Theorem 3.5). Throughout, we keep the envelope and complexity assumptions explicit so they can be plugged directly into downstream applications (e.g., policy learning of Section 4).

B.1 Preliminary Results

We first set again notations for our setting, for empirical and conditional variances, and state a maximal inequality with sequential bracketing; see [van Handel \(2010\)](#) for sequential bracketing.

Let $\mathcal{F}_{t-1} = \sigma(Z_1, \dots, Z_{t-1})$. For a function class \mathcal{F} , let $\mathcal{L}_T := \{\ell_{1:T}(f) : f \in \mathcal{F}\}$ denote predictable processes with $\ell_t(f)$ being \mathcal{F}_{t-1} -measurable. And define the martingale deviation

$$M_T(\ell(f)) := \frac{1}{T} \sum_{t=1}^T \left(\ell_t(f)(Z_t) - \mathbb{E}[\ell_t(f)(Z_t) \mid \mathcal{F}_{t-1}] \right).$$

We assume the envelope condition on the predictable loss process:

$$\max_{t \in [T]} \sup_{f \in \mathcal{F}} \sup_{Z \in \mathcal{Z}} |\ell_t(f)(Z)| \leq B \quad \text{a.s.} \quad (10)$$

For notations purpose we will write $\ell_t(f)(Z_t) = \ell_t(f)$ in the rest of the proof.

Here we present the maximal inequality from [van Handel \(2010\)](#) (Theorem A.4) used to derive Theorem 3.3.

Theorem B.1 (Theorem bound; cf. [van Handel, 2010](#)). *Suppose (10) holds and let $r > 0$. Define the localized class*

$$\mathcal{L}_T(r) := \{ \ell_{1:T}(f) \in \mathcal{L}_T : \rho_T(\ell_{1:T}(f)) \leq r \}.$$

Then, for any $\delta \in (0, 1)$, with probability at least $1 - \delta$,

$$\sup_{\ell \in \mathcal{L}_T(r)} M_T(\ell) \lesssim \psi_T(r, \delta; \mathcal{L}_T, B).$$

With $\psi_T(r, \delta; \mathcal{L}_T, B)$ defined as

$$\psi_T(r, \delta; \mathcal{L}_T, B) := \frac{1}{\sqrt{T}} J(r, \mathcal{L}_T, \rho_T) + \frac{B}{T} \log N_{[]} (r, \mathcal{L}_T, \rho_T) + r \sqrt{\frac{\log(1/\delta)}{T}} + \frac{B \log(1/\delta)}{T}. \quad (11)$$

B.2 Peeling: from fixed-radius control to True Conditional Variance

In this Appendix we aim at turning the fixed-radius bound of [Theorem B.1](#) into a *variance-adaptive* inequality that depends on the (unknown) true conditional variance of each f by using a peeling technique (Lemma B.3).

Remark B.2. Centering and moment-of-order-2 equivalence. Let $\bar{\ell}_t(f) := \ell_t(f) - \mathbb{E}[\ell_t(f) \mid \mathcal{F}_{t-1}]$. Note first that the martingale deviation is unchanged by centering:

$$M_T(\ell(f)) = \frac{1}{T} \sum_{t=1}^T (\ell_t(f) - \mathbb{E}[\ell_t(f) \mid \mathcal{F}_{t-1}]) = \frac{1}{T} \sum_{t=1}^T \bar{\ell}_t(f) = M_T(\bar{\ell}(f)).$$

Shifts by predictable processes do not affect bracketing, so the centered class $\bar{\mathcal{L}}_T$ has the same sequential complexity (same $N_{[]}$ and J) as \mathcal{L}_T . Moreover, the localization radius for the centered process is exactly the square root of the true conditional variance:

$$\rho_T(\bar{\ell}(f))^2 = \frac{1}{T} \sum_{t=1}^T \mathbb{E}[\bar{\ell}_t(f)^2 \mid \mathcal{F}_{t-1}] = V_T(\ell(f)).$$

Hence we may work with second moments without loss: centering leaves both the deviation and the complexity unchanged while identifying the radius with $\sqrt{V_T(\ell(f))}$. In what follows we write $\sigma_T(f) := \rho_T(\ell_{1:T}(f))$, therefore after centering $\sigma_T(f) = \sqrt{V_T(\ell(f))}$.

Lemma B.3 (Localized convergence by peeling). *For any $\delta \in (0, 1)$ and $r \in [0, B]$, with probability at least $1 - \delta$,*

$$\sup_{\ell_{1:T} \in \mathcal{L}_T(r)} M_T(\ell_{1:T}(f)) \leq \psi_T(r; \delta, \mathcal{L}_T).$$

Then, for any $\delta \in (0, 1)$, with probability at least $1 - \delta$, for any $\ell(f) \in \mathcal{L}_T$, either $\sigma_T(f) \leq T^{-\frac{1}{2+p}}$, or

$$M_T(\ell(f)) \leq \psi_T \left(2\sigma_T(f); \delta \left(\log(T^{\frac{1}{2+p}} B^2) \right)^{-1}, \mathcal{L}_T \right).$$

Proof. We apply a peeling argument. Let $r_k = 2^k r_0$ for $k = 1, \dots, \lfloor \log_2(B^2/r_0) \rfloor$ and $r_0 = T^{-\frac{1}{2+p}}$. Let $\delta_k = \delta/(\log_2(2B^2/r_0))$. By a union bound, the initial assumption holds for all r_k simultaneously with probability at least $1 - \delta$. For any f with $\sigma_T(f) > r_0$, there is a k such that $r_k < \sigma_T(f) \leq r_{k+1}$. Then

$$M_T(\ell(f)) \leq \psi_T(r_{k+1}; \delta_k, \mathcal{L}_T) \leq \psi_T(2\sigma_T(f); \delta \left(\log(T^{\frac{1}{2+p}} B^2) \right)^{-1}, \mathcal{L}_T). \quad \square$$

B.3 From True to Empirical Variance

We now transition from the variance-localized maximal inequality of [Theorem B.3](#), which depends on the *true* conditional variance, to a version formulated in terms of the *empirical* variance. To this end, we invoke on the one hand a concavity result from Lemma 2.1 of [van der Vaart and Wellner \(2010\)](#), and on the other hand apply lemma [B.3](#) to the squared process. Then, combining these two ingredients yields corollary [B.6](#).

We start by presenting a key lemma from [van der Vaart and Wellner \(2010\)](#) which is an observation made on concave functions. We state here the lemma independently before invoking any probabilistic bounds.

Lemma B.4 (Lemma 2.1 of [van der Vaart and Wellner \(2010\)](#)). *Let $J : (0, \infty) \rightarrow \mathbb{R}$ be a concave, non-decreasing function with $J(0) = 0$. If $z^2 \leq A^2 + B^2 J(z^r)$ for some $r \in (0, 2)$ and $A, B > 0$, then*

$$J(z) \lesssim J(A) \left[1 + J(A^r) \left(\frac{B}{A} \right)^{2^{1/(2-r)}} \right].$$

Next we control the difference between the true and empirical second moments uniformly over the class by applying the variance-localized inequality to the squared process $\ell^2(f)$.

Lemma B.5. *For any $r \geq 0$ and $\delta \in (0, 1)$, with probability at least $1 - \delta$, for any $f \in \mathcal{F}$ under the event $\{T^{\frac{-1}{2+p}} \leq \sigma_T(f) \leq B\}$,*

$$\sigma_T(f)^2 - \hat{\sigma}_T(f)^2 \lesssim \frac{1}{\sqrt{T}} J(\sigma_T(f), \mathcal{L}_T, \rho_T).$$

Proof. We apply the peeling argument of Lemma [B.3](#) to the class of functions $\ell^2(f)$ which is still bounded by B^2 and has the same bracketing entropy as $\ell(f)$. We have:

$$M_T(\ell^2(f)) = \frac{1}{T} \sum_{t=1}^T \left(\ell_t(f)^2 - \mathbb{E}[\ell_t(f)^2 \mid \mathcal{F}_{t-1}] \right) = \hat{V}_T(\ell(f)) - V_T(\ell(f)).$$

Applying Lemma [B.3](#) to $\ell^2(f)$, we get that for any $\delta \in (0, 1)$, with probability at least $1 - \delta$, for any $f \in \mathcal{F}$, with $\sigma_T(f) \geq T^{-\frac{1}{2+p}}$,

$$|\hat{V}_T(\ell(f)) - V_T(\ell(f))| \lesssim \psi_T(2\sigma_T(f); \delta(\log(T^{\frac{1}{2+p}} B^2))^{-1}, \mathcal{L}_T).$$

The result follows from the definition of ψ_T and the fact that $\sigma_T(f) \leq B$. \square

Transfer to the empirical radius. We now combine the variance comparison with the concavity device to express the entropy term at the true radius $\sigma_T(f)$ in terms of the empirical radius $\hat{\sigma}_T(f)$.

Corollary B.6 (Local entropy transfer from the second moment). *Work on the high-probability event of Lemma B.5. Then for every $f \in \mathcal{F}$ with $\sigma_T(f) > T^{-\frac{1}{2+p}}$,*

$$J(\sigma_T(f), \mathcal{L}_T, \rho_T) \lesssim J(\hat{\sigma}_T(f), \mathcal{L}_T, \rho_T) + \frac{J^2(\hat{\sigma}_T(f), \mathcal{L}_T, \rho_T)}{\hat{\sigma}_T(f)^2 \sqrt{T}}.$$

Proof. On the event of Lemma B.5 we have, for each f , $\sigma_T(f)^2 \leq \hat{\sigma}_T(f)^2 + T^{-1/2} J(\sigma_T(f), \mathcal{L}_T, \rho_T)$. Apply Lemma B.4 (Lemma 2.1 of [van der Vaart and Wellner \(2010\)](#)) with $z = \sigma_T(f)$, $A = \hat{\sigma}_T(f)$, $B^2 = T^{-1/2}$ and $r = 1 \in (0, 2)$, using that J is nondecreasing, concave and $J(0) = 0$. This yields

$$J(z) \lesssim J(\hat{\sigma}_T(f)) + \frac{J^2(\hat{\sigma}_T(f))}{\hat{\sigma}_T(f)^2 \sqrt{T}},$$

which is the stated bound. The small-variance case $\sigma_T(f) \leq T^{-\frac{1}{2+p}}$ is covered by Lemma B.3. \square

B.4 Self-Normalized Maximal Inequality and Excess Risk

In this subsection, we derive the two of our main theoretical results of our paper, starting with a novel self-normalized inequality:

Theorem 3.3 (Self-normalized maximal inequality). Under Assumption 3.2 $\exists C_1, C_2 > 0$ s.t for any $\delta \in (0, 1)$, with probability at least $1 - \delta$, for any $\ell(f) \in \mathcal{L}_T$, either $\sigma_T(f) \leq T^{-\frac{1}{2+p}}$, or

$$M_T(\ell(f)) \lesssim \frac{C_1 \sqrt{\log\{\log(T^{\frac{1}{2+p}} B^2)^{\frac{2}{\delta}}\}}}{\sqrt{T}} \hat{\sigma}_T(f)^{1-\frac{p}{2}} + \frac{BC_2 \log\{\log(T^{\frac{1}{2+p}} B^2)^{\frac{2}{\delta}}\}}{T^{\frac{2}{2+p}}} + \frac{\hat{\sigma}_T(f)^{-p}}{T}$$

Proof. Fix $\delta \in (0, 1)$ and set

$$\delta' := \frac{\delta}{\log(T^{\frac{1}{2+p}} B^2)} \quad \text{and} \quad L_T = \log\{\log(T^{\frac{1}{2+p}} B^2)^{\frac{2}{\delta}}\}$$

By Lemma B.3, with probability at least $1 - \delta/2$, for every $f \in \mathcal{F}$ either $\sigma_T(f) \leq T^{-\frac{1}{2+p}}$ or

$$M_T(\ell(f)) \leq \psi_T\left(2\sigma_T(f); \frac{\delta'}{2}, \mathcal{L}_T\right). \quad (12)$$

Step 1: Replace $J(\sigma_T(f))$ by $J(\hat{\sigma}_T(f))$. On the event of Lemma B.5 with confidence $\delta/2$ (union-bound compatible with the peeling above), corollary B.6 gives us for any f , with $\sigma_T(f) > T^{-\frac{1}{2+p}}$,

$$J(\sigma_T(f), \mathcal{L}_T, \rho_T) \lesssim J(\hat{\sigma}_T(f), \mathcal{L}_T, \rho_T) + \frac{J^2(\hat{\sigma}_T(f), \mathcal{L}_T, \rho_T)}{\hat{\sigma}_T(f)^2 \sqrt{T}}. \quad (13)$$

Hence we have that:

$$\begin{aligned}
\psi_T\left(2\sigma_T(f); \frac{\delta'}{2}, \mathcal{L}_T\right) &\lesssim \underbrace{\frac{1}{\sqrt{T}} \left(J(\hat{\sigma}_T(f), \mathcal{L}_T, \rho_T) + \frac{J^2(\hat{\sigma}_T(f), \mathcal{L}_T, \rho_T)}{\hat{\sigma}_T(f)^2 \sqrt{T}} \right)}_{(I)} + \underbrace{\frac{B L_T}{T^{\frac{2}{2+p}}}}_{(II)} \\
&\quad + \underbrace{\left(\hat{\sigma}_T(f) + \frac{J(\sigma_T(f), \mathcal{L}_T, \rho_T)}{\sigma_T(f) \sqrt{T}} \right) \sqrt{\frac{L_T}{T}}}_{(III)}. \tag{14}
\end{aligned}$$

Step 2: Bound the three blocks. *Block (I).* Using $J(r) \lesssim r^{1-\frac{p}{2}}$ with Assumption 3.2 ,

$$(I) \lesssim \frac{\hat{\sigma}_T(f)^{1-\frac{p}{2}}}{\sqrt{T}} + \frac{\hat{\sigma}_T(f)^{-p}}{T}.$$

Block (II). This is already at the target rate: $(II) = \tilde{O}(T^{-\frac{2}{2+p}})$.

Block (III). Split and bound each term:

$$(III) = \hat{\sigma}_T(f) \sqrt{\frac{L_T}{T}} + \frac{J(\sigma_T(f))}{\sigma_T(f)} \frac{\sqrt{L_T}}{T}.$$

For the second piece, using $J(r) \lesssim r^{1-\frac{p}{2}}$ and the branch $\sigma_T(f) > T^{-\frac{1}{2+p}}$,

$$\frac{J(\sigma_T(f))}{\sigma_T(f)} \frac{\sqrt{L_T}}{T} \lesssim \sigma_T(f)^{-\frac{p}{2}} \frac{\sqrt{L_T}}{T} \leq T^{\frac{p}{2(2+p)}} \cdot \frac{\sqrt{L_T}}{T} = \tilde{O}\left(T^{-\frac{2}{2+p}}\right).$$

For the first piece, simply use the envelope bound $\hat{\sigma}_T(f) \leq B$:

$$\hat{\sigma}_T(f) \sqrt{\frac{L_T}{T}} = \hat{\sigma}_T(f)^{1-\frac{p}{2}} \hat{\sigma}_T(f)^{\frac{p}{2}} \sqrt{\frac{L_T}{T}} \leq B^{\frac{p}{2}} \hat{\sigma}_T(f)^{1-\frac{p}{2}} \sqrt{\frac{L_T}{T}}.$$

Thus

$$(III) \lesssim \frac{\hat{\sigma}_T(f)^{1-\frac{p}{2}}}{\sqrt{T}} \sqrt{L_T} + \tilde{O}\left(T^{-\frac{2}{2+p}}\right).$$

Step 3: Collect terms and rename constants. Combining (I)–(III) inside (14) and the peeling branch (12), and union-bounding the two high-probability events, we obtain that with probability at least $1 - \delta$, for every $f \in \mathcal{F}$ either $\sigma_T(f) \leq T^{-\frac{1}{2+p}}$ or

$$M_T(\ell(f)) \lesssim \frac{\sqrt{L_T}}{\sqrt{T}} \hat{\sigma}_T(f)^{1-\frac{p}{2}} + \frac{\hat{\sigma}_T(f)^{-p}}{T} + \frac{B L_T}{T^{\frac{2}{2+p}}}.$$

Absorbing absolute constants into C_1, C_2 and recalling $L_T = \log\{\log(T^{\frac{1}{2+p}} B^2) 2/\delta\}$ gives the stated inequality. \square

Deriving the excess risk: From this maximal inequality, we now derive the learning principle (ASVP). We present the proof for its associated excess-risk.

Theorem 3.5 (ASVP Excess Risk). Under Assumptions 3.1–3.2, fix $\delta \in (0, 1)$ and set $\lambda = C_1 \sqrt{\log(\log(T^{1/(2+p)} B^2)/\delta)}$. For any optimal hypothesis $f^* \in \mathcal{F}$, the ASVP estimator \hat{f}_T^λ satisfies, with probability at least $1 - \delta$,

$$R_T(\hat{f}_T^\lambda) - R_T(f^*) \lesssim \frac{\sigma_T(f^*)^{1-\frac{p}{2}}}{\sqrt{T}} + T^{-\frac{2}{2+p}},$$

where the hidden factors are at most polylogarithmic in T , $1/\delta$, and B .

Proof. Define the empirical and predictable risks

$$\hat{R}_T(f) := \frac{1}{T} \sum_{t=1}^T \ell_t(f), \quad R_T(f) := \frac{1}{T} \sum_{t=1}^T \mathbb{E}[\ell_t(f) \mid \mathcal{F}_{t-1}],$$

so that $M_T(\ell(f)) = \hat{R}_T(f) - R_T(f)$. Fix

$$\lambda = C_1 \sqrt{\log\left(\frac{\log(T^{\frac{1}{2+p}} B^2)}{\delta}\right)}, \quad L_T := \log\left\{\log(T^{\frac{1}{2+p}} B^2) \frac{2}{\delta}\right\}.$$

Let the ASVP estimator be any minimizer

$$\hat{f}_T^\lambda \in \arg \min_{f \in \mathcal{F}} \left\{ \hat{R}_T(f) + \lambda \left(\frac{1}{\sqrt{T}} \hat{\sigma}_T(f)^{1-\frac{p}{2}} + \frac{1}{T} \hat{\sigma}_T(f)^{-p} \right) \right\}.$$

Step 1: Uniform deviation event By Theorem 3.3 (applied to ℓ and to $-\ell$) together with a union bound and Lemma B.5, there exists an event \mathcal{E} of probability at least $1 - \delta$ such that, *simultaneously for all $f \in \mathcal{F}$* , either $\sigma_T(f) \leq T^{-\frac{1}{2+p}}$ or

$$R_T(f) \leq \hat{R}_T(f) + \frac{\lambda}{\sqrt{T}} \hat{\sigma}_T(f)^{1-\frac{p}{2}} + \frac{\lambda}{T} \hat{\sigma}_T(f)^{-p} + \frac{BC_2 L_T}{T^{\frac{2}{2+p}}}, \quad (15)$$

and, symmetrically,

$$\hat{R}_T(f) \leq R_T(f) + \frac{\lambda}{\sqrt{T}} \hat{\sigma}_T(f)^{1-\frac{p}{2}} + \frac{\lambda}{T} \hat{\sigma}_T(f)^{-p} + \frac{BC_2 L_T}{T^{\frac{2}{2+p}}}. \quad (16)$$

Step 2 : oracle inequality. On \mathcal{E} , apply (15) with $f = \hat{f}_T^\lambda$:

$$R_T(\hat{f}_T^\lambda) \leq \hat{R}_T(\hat{f}_T^\lambda) + \frac{\lambda}{\sqrt{T}} \hat{\sigma}_T(\hat{f}_T^\lambda)^{1-\frac{p}{2}} + \frac{\lambda}{T} \hat{\sigma}_T(\hat{f}_T^\lambda)^{-p} + \frac{BC_2 L_T}{T^{\frac{2}{2+p}}}.$$

By optimality of \hat{f}_T^λ ,

$$\hat{R}_T(\hat{f}_T^\lambda) + \frac{\lambda}{\sqrt{T}} \hat{\sigma}_T(\hat{f}_T^\lambda)^{1-\frac{p}{2}} + \frac{\lambda}{T} \hat{\sigma}_T(\hat{f}_T^\lambda)^{-p} \leq \hat{R}_T(f^*) + \frac{\lambda}{\sqrt{T}} \hat{\sigma}_T(f^*)^{1-\frac{p}{2}} + \frac{\lambda}{T} \hat{\sigma}_T(f^*)^{-p}.$$

Apply (16) with $f = f^*$ to bound $\hat{R}_T(f^*)$ from above. Combining the three displays yields

$$R_T(\hat{f}_T^\lambda) - R_T(f^*) \leq 2 \frac{\lambda}{\sqrt{T}} \hat{\sigma}_T(f^*)^{1-\frac{p}{2}} + \frac{2\lambda}{T} \hat{\sigma}_T(f^*)^{-p} + \frac{2BC_2 L_T}{T^{\frac{2}{2+p}}}. \quad (17)$$

Step 3 (Replace $\hat{\sigma}_T(f^*)$ by $\sigma_T(f^*)$ in (17)). Write $\sigma := \sigma_T(f^*)$ and $\hat{\sigma} := \hat{\sigma}_T(f^*)$ for brevity.

(a) Control the gap $|\sigma - \hat{\sigma}|$. Lemma B.5 and the entropy condition $J(r) \lesssim r^{1-\frac{p}{2}}$ give

$$|\sigma^2 - \hat{\sigma}^2| \lesssim \frac{1}{\sqrt{T}} J(\sigma) \lesssim \frac{\sigma^{1-\frac{p}{2}}}{\sqrt{T}}.$$

Hence

$$|\sigma - \hat{\sigma}| = \frac{|\sigma^2 - \hat{\sigma}^2|}{\sigma + \hat{\sigma}} \leq \frac{|\sigma^2 - \hat{\sigma}^2|}{\sigma} \lesssim \frac{\sigma^{-\frac{p}{2}}}{\sqrt{T}}.$$

On the branch $\sigma > T^{-\frac{1}{2+p}}$ this implies the uniform bound

$$|\sigma - \hat{\sigma}| \lesssim T^{-\frac{1}{2+p}}. \quad (18)$$

(b) Push (18) through the map $x \mapsto x^{1-\frac{p}{2}}$. With $\alpha := 1 - \frac{p}{2} \in (0, 1]$, concavity yields $(x + y)^\alpha \leq x^\alpha + y^\alpha$ for $x, y \geq 0$. Using $\hat{\sigma} = \sigma + (\hat{\sigma} - \sigma)$ and (18),

$$\hat{\sigma}^{1-\frac{p}{2}} = (\sigma + |\hat{\sigma} - \sigma|)^\alpha \leq \sigma^{1-\frac{p}{2}} + |\hat{\sigma} - \sigma|^\alpha \lesssim \sigma^{1-\frac{p}{2}} + (T^{-\frac{1}{2+p}})^\alpha \leq \sigma^{1-\frac{p}{2}} + T^{-\frac{1}{2+p}}.$$

Therefore

$$\frac{\lambda}{\sqrt{T}} \hat{\sigma}^{1-\frac{p}{2}} \lesssim \frac{\sigma^{1-\frac{p}{2}}}{\sqrt{T}} + \frac{\lambda}{\sqrt{T}} T^{-\frac{1}{2+p}} = \frac{\sigma^{1-\frac{p}{2}}}{\sqrt{T}} + \tilde{O}\left(T^{-\frac{2}{2+p}}\right). \quad (19)$$

(c) Control $\hat{\sigma}^{-p}$ by a two-case guard. From (18), $\hat{\sigma} \geq \sigma - |\sigma - \hat{\sigma}|$ with $|\sigma - \hat{\sigma}| \lesssim T^{-\frac{1}{2+p}}$.

- If $|\sigma - \hat{\sigma}| \leq \sigma/2$, then $\hat{\sigma} \geq \sigma/2$ and $\hat{\sigma}^{-p} \leq 2^p \sigma^{-p}$.
- Otherwise $|\sigma - \hat{\sigma}| > \sigma/2$, which forces $\sigma \lesssim T^{-\frac{1}{2+p}}$. In that threshold regime, the contribution $\frac{1}{T} \hat{\sigma}^{-p}$ is absorbed by $T^{-\frac{2}{2+p}}$ (see Step 4 below).

In both sub-cases we may write

$$\frac{1}{T} \hat{\sigma}^{-p} \lesssim \frac{1}{T} \sigma^{-p} + T^{-\frac{2}{2+p}}. \quad (20)$$

Step 4 (Variance disjunction of f^*). If $\sigma \leq T^{-\frac{1}{2+p}}$, then

$$\frac{\sigma^{1-\frac{p}{2}}}{\sqrt{T}} = \frac{(T^{-\frac{1}{2+p}})^{1-\frac{p}{2}}}{\sqrt{T}} = T^{-\frac{2}{2+p}}, \quad \frac{1}{T} \sigma^{-p} \leq \frac{1}{T} T^{\frac{p}{2+p}} = T^{-\frac{2}{2+p}}.$$

If instead $\sigma > T^{-\frac{1}{2+p}}$, then (19) and (20) give

$$\frac{\lambda}{\sqrt{T}} \hat{\sigma}^{1-\frac{p}{2}} + \frac{1}{T} \hat{\sigma}^{-p} \lesssim \frac{\sigma^{1-\frac{p}{2}}}{\sqrt{T}} + T^{-\frac{2}{2+p}}.$$

Step 5 (Conclusion). Insert the preceding bounds into (17) and use that the remaining $\frac{BC_2 L_T}{T^{\frac{2}{2+p}}}$ terms are of order $T^{-\frac{2}{2+p}}$ (up to polylogs). Hence, on \mathcal{E} ,

$$R_T(\hat{f}_T^\lambda) - R_T(f^*) \lesssim \frac{\sigma_T(f^*)^{1-\frac{p}{2}}}{\sqrt{T}} + T^{-\frac{2}{2+p}},$$

with hidden constants absolute and hidden factors at most polylogarithmic in T , $1/\delta$, and B . \square

C ANALYSIS OF ADAPTIVE SAMPLE VARIANCE PENALIZATION POLICY LEARNING

In this section we present two types of results. First, in subsection C.1 we apply the theoretical results of Section 3 to prove the excess risk associated to our policy learning objective in ASVP-PL. In subsection C.2, we prove the implication between the margin condition 5.3 and the Hölderian error bound condition 5.2 under a mild policy overlap assumption C.1 (Theorem C.2).

C.1 Analysis of ASVP-PL Excess Risk Bound

Here we provide the proof for the excess risk bound:

Proposition 4.2 (ASVP-PL Excess Risk Bound). Let $\mathcal{D} = \{(x_t, a_t, y_t)\}_{t=1}^T$ be generated by a sequence of logging policies $(\varpi_t)_{t \leq T}$ with $a_t \sim \varpi_t(\cdot | x_t)$. Under Assumptions 4.1 and 3.2, any minimizer

$$\hat{\pi}_T^\lambda \in \arg \min_{\pi \in \Pi} \hat{\mathcal{L}}_T(\pi, \lambda, \varpi_{1:T})$$

satisfies, with probability at least $1 - \delta$,

$$R^*(\hat{\pi}_T^\lambda) - R^*(\pi^*) \lesssim \frac{W^{\frac{p+1}{2}}}{T^{1-\frac{p}{4}}} \left(\sum_{t=1}^T \nu_t^2 \right)^{\frac{2-p}{4}} + \frac{W^2}{T^{\frac{2}{2+p}}},$$

where $\nu_t^2 = \text{Var}_{x, \varpi_t}(\frac{\pi^*(a|x)}{\varpi_t(a|x)})$ and the hidden factors are polylogarithmic in T , $1/\delta$, and W .

Proof. We apply Theorem 3.5 to the predictable loss process of the form:

$$\mathcal{L}_T = \left\{ \ell_{1:T}(\pi) = \left(\frac{1}{W} + \frac{1}{W} y \left(\frac{\pi(a|x)}{\varpi_t(a|x) + \alpha \pi(a|x)} - 1 \right) \right)_{t=1}^T : \pi \in \Pi \right\}.$$

Then with probability at least $1 - \delta$,

$$\frac{1}{T} \sum_{t=1}^T (\mathbb{E}[\ell_t(\hat{\pi}_T^\lambda) | \mathcal{F}_{t-1}] - \mathbb{E}[\ell_t(\pi^*) | \mathcal{F}_{t-1}]) \lesssim \frac{\sigma_T(\pi^*)^{1-\frac{p}{2}}}{\sqrt{T}} + T^{-\frac{2}{2+p}}, \quad (21)$$

where $\sigma_T(\pi^*)^2 = V_T(\ell(\pi^*))$. We denote this difference as

$$\Delta_T^* := \frac{1}{T} \sum_{t=1}^T (\mathbb{E}[\ell_t(\hat{\pi}_T^\lambda) | \mathcal{F}_{t-1}] - \mathbb{E}[\ell_t(\pi^*) | \mathcal{F}_{t-1}]) \quad \text{and} \quad U_T^* := \frac{\sigma_T(\pi^*)^{1-\frac{p}{2}}}{\sqrt{T}} + T^{-\frac{2}{2+p}},$$

so that $\Delta_T^* \leq U_T^*$.

Step 1 (Relate Δ_T^* to the policy risk). From the definition of $\ell_t(f)$,

$$\frac{1}{T} \sum_{t=1}^T \mathbb{E}[\ell_t(\pi) | \mathcal{F}_{t-1}] = \frac{1}{W} + \frac{1}{W} L_T^\alpha(\pi), \quad L_T^\alpha(\pi) := \frac{1}{T} \sum_{t=1}^T \mathbb{E}_{\varpi_t} \left[y \left(\frac{\pi(a | x)}{\varpi_t(a | x) + \alpha \pi(a | x)} - 1 \right) \right].$$

Hence

$$\Delta_T^* = \frac{1}{W} (L_T^\alpha(\hat{\pi}_\lambda) - L_T^\alpha(\pi^*)).$$

Step 2 (Lower bound Δ_T^*).

$$L_T^\alpha(\pi^*) = \frac{1}{T} \sum_{t=1}^T \mathbb{E}_{\varpi_t} \left[y \frac{\pi^*(a | x)}{\varpi_t(a | x) + \alpha \pi^*(a | x)} \right] - \frac{1}{T} \sum_{t=1}^T R^*(\varpi_t),$$

We now lower-bound Δ_T^* by upper-bounding $L_T^\alpha(\pi^*)$.

To simplify notation, throughout this proof we omit the dependence on (a, x) and write ϖ_t for $\varpi_t(a | x)$ and f for $f(a | x)$. Applying the inequality $(1 + x)^{-1} \geq 1 - x$ for $x \geq 0$ gives

$$\begin{aligned} \mathbb{E}_{\varpi_t, y} \left[y \frac{\pi^*}{\varpi_t + \alpha \pi^*} \right] &= \mathbb{E}_{\varpi_t, y} \left[y \frac{\pi^*}{\varpi_t} \frac{1}{1 + \alpha \pi^* / \varpi_t} \right] \\ &\leq \mathbb{E}_{\varpi_t, y} \left[y \frac{\pi^*}{\varpi_t} (1 - \alpha \pi^* / \varpi_t) \right] \\ &= \mathbb{E}_{\varpi_t, y} \left[y \frac{\pi^*}{\varpi_t} \right] - \alpha \mathbb{E}_{\varpi_t, y} \left[y \left(\frac{\pi^*}{\varpi_t} \right)^2 \right]. \end{aligned} \quad (22)$$

By the bounded-weight assumption $\frac{\pi^*}{\varpi_t} \leq W$ and $y \in [-1, 0]$, the last term in (22) satisfies

$$-\alpha \mathbb{E}_{\varpi_t, y} \left[y \left(\frac{\pi^*}{\varpi_t} \right)^2 \right] \leq \alpha W^2,$$

so that

$$\mathbb{E}_{\varpi_t, y} \left[y \frac{\pi^*}{\varpi_t + \alpha \pi^*} \right] \leq \mathbb{E}_{\varpi_t, y} \left[y \frac{\pi^*}{\varpi_t} \right] + \alpha W^2 = R^*(\pi^*) + \alpha W^2. \quad (23)$$

Substituting this bound into the definition of $L_T^\alpha(\pi^*)$ gives

$$L_T^\alpha(\pi^*) \leq R^*(\pi^*) + \alpha W^2 - \frac{1}{T} \sum_{t=1}^T R^*(\varpi_t). \quad (24)$$

which gives

$$L_T^\alpha(\hat{\pi}_\lambda) - L_T^\alpha(\pi^*) \geq L(\hat{\pi}_\lambda) - L(\pi^*) - \alpha W^2.$$

We also have that

$$L_T^\alpha(\hat{\pi}_\lambda) \geq R_T^*(\hat{\pi}_\lambda) - \frac{1}{T} \sum_{t=1}^T R^*(\varpi_t).$$

Therefore,

$$\Delta_T^* \geq \frac{1}{W} (R^*(\hat{\pi}_\lambda) - R^*(\pi^*) - \alpha W^2). \quad (25)$$

Step 3 (Combine inequalities). Combining (21) and (25) yields

$$\frac{1}{W} \left(R^*(\hat{\pi}_\lambda) - R^*(\pi^*) - \alpha W^2 \right) \lesssim \frac{\sigma_T(\pi^*)^{1-\frac{p}{2}}}{\sqrt{T}} + T^{-\frac{2}{2+p}}.$$

Multiplying by W gives

$$R^*(\hat{\pi}_\lambda) - R^*(\pi^*) \lesssim W \frac{\sigma_T(\pi^*)^{1-\frac{p}{2}}}{\sqrt{T}} + \frac{W}{T^{\frac{2}{2+p}}} + \alpha W^2. \quad (26)$$

Step 4 (Bounding the variance term). By definition and for each $t \in [T]$,

$$V_T(\ell(\pi^*)) = \frac{1}{W^2} \left[\frac{1}{T} \sum_{t=1}^T \mathbb{E}_{\varpi_t} \left[\left(y \left(\frac{\pi^*}{\varpi_t + \alpha \pi^*} - 1 \right) \right)^2 \right] - \left(\frac{1}{T} \sum_{t=1}^T \mathbb{E}_{\varpi_t} \left[y \left(\frac{\pi^*}{\varpi_t + \alpha \pi^*} - 1 \right) \right] \right)^2 \right].$$

Dropping the negative term and using $|y| \leq 1$ gives

$$V_T(\ell(\pi^*)) \leq \frac{1}{W^2 T} \sum_{t=1}^T \mathbb{E}_{\varpi_t} \left[\left(\frac{\pi^*}{\varpi_t + \alpha \pi^*} - 1 \right)^2 \right].$$

Applying $(x + y)^2 \leq 2x^2 + 2y^2$ and adding–subtracting the mean, we obtain

$$V_T(\ell(\pi^*)) \leq \frac{2}{W^2 T} \sum_{t=1}^T \text{Var}_{\varpi_t} \left(\frac{\pi^*}{\varpi_t + \alpha \pi^*} \right) + \frac{2}{W^2 T} \sum_{t=1}^T \left(\mathbb{E}_{\varpi_t} \left[\frac{\pi^*}{\varpi_t + \alpha \pi^*} \right] - 1 \right)^2. \quad (27)$$

The first (variance) term satisfies

$$\text{Var}_{\varpi_t} \left(\frac{\pi^*}{\varpi_t + \alpha \pi^*} \right) \leq \text{Var}_{x, \varpi_t} \left(\frac{\pi^*}{\varpi_t} \right) = \nu_t^2.$$

For the second term, using the factorization $\frac{\pi^*}{\varpi_t + \alpha \pi^*} = \frac{\pi^*/\varpi_t}{1 + \alpha \pi^*/\varpi_t}$ and the inequality $(1+x)^{-1} \geq 1-x$ for $x \geq 0$, we have

$$-\alpha \mathbb{E}_{x, \varpi_t} \left[\left(\frac{\pi^*}{\varpi_t} \right)^2 \right] \leq \mathbb{E}_{x, \varpi_t} \left[\frac{\pi^*}{\varpi_t + \alpha \pi^*} \right] - 1 \leq 0,$$

which implies

$$\left(\mathbb{E}_{x, \varpi_t} \left[\frac{\pi^*}{\varpi_t + \alpha \pi^*} \right] - 1 \right)^2 \leq \alpha^2 \mathbb{E}_{x, \varpi_t} \left[\left(\frac{\pi^*}{\varpi_t} \right)^2 \right] \leq \alpha^2 W^2.$$

Averaging over $t = 1, \dots, T$ in (27) yields

$$V_T(\ell(\pi^*)) \leq \frac{2}{W^2} \left(\frac{1}{T} \sum_{t=1}^T \nu_t^2 + \alpha^2 W^2 \right).$$

Step 5 (Final substitution). Plugging the above result into (26) gives

$$W \frac{\sigma_T(\pi^*)^{1-\frac{p}{2}}}{\sqrt{T}} \lesssim \frac{W^{\frac{p+1}{2}}}{T^{1-\frac{p}{4}}} \left(\sum_{t=1}^T \nu_t^2 \right)^{\frac{2-p}{4}}.$$

Setting $\alpha = 1/T$ and absorbing polylogarithmic terms, we obtain

$$R^*(\hat{\pi}_\lambda) - R^*(\pi^*) \lesssim \frac{W^{\frac{p+1}{2}}}{T^{1-\frac{p}{4}}} \left(\sum_{t=1}^T \nu_t^2 \right)^{\frac{2-p}{4}} + \frac{W^2}{T^{\frac{2}{2+p}}}.$$

□

C.2 Conditions for acceleration

In this subsection, we present the conditions necessary to obtain a fast rate, and prove the implication between the margin condition 5.3 and the Hölderian error bound condition 5.2 under a mild policy overlap assumption C.1 (Theorem : C.2)

Here we propose an assumption that suffices to prove Theorem C.2 while being lighter than assumption 4.1.

Assumption C.1 (Policy overlap). There exists $\beta > 0$ such that $\pi(a^*(x) | x) \geq \beta$ for all $x \in \mathcal{X}$.

Theorem C.2 (Variance–excess risk Hölder bound). *Under Assumptions 5.3 and C.1 there exist $M' > 0$ and*

$$\omega = \begin{cases} \frac{\nu}{\nu+1}, & \nu \in (0, \infty), \\ 1, & \nu = \infty, \\ 0, & \nu = 0, \end{cases}$$

such that

$$\text{Var}_\pi\left(\frac{\pi^*}{\pi}\right) \leq M' (R^*(\pi) - R^*(\pi^*))^\omega.$$

For $\nu \in (0, \infty)$, one may take $M' = \frac{K}{\beta}$ with K depending only on the implicit constant in Assumption 5.3 and on M, ν .

Proof. 1) From variance to probability Since $\pi^*(a | x) = \mathbb{1}\{a = a^*(x)\}$,

$$\mathbb{E}_\pi\left[\frac{\pi^*}{\pi}\right] = \int \frac{\pi^*(a | x)}{\pi(a | x)} \pi(a | x) da dp_X(x) = \int \pi^*(a | x) da dp_X(x) = 1.$$

Hence

$$\text{Var}_\pi\left(\frac{\pi^*}{\pi}\right) = \mathbb{E}_\pi\left[\left(\frac{\pi^*}{\pi}\right)^2\right] - 1 = \mathbb{E}\left[\frac{1}{\pi(a^*(X) | X)}\right] - 1.$$

For any $p \in (0, 1]$, $p^{-1} = 1 + (1 - p)/p$. Using Assumption C.1,

$$\frac{1}{\pi(a^*(x) | x)} = 1 + \frac{1 - \pi(a^*(x) | x)}{\pi(a^*(x) | x)} \leq 1 + \frac{1 - \pi(a^*(x) | x)}{\beta}.$$

Taking expectations yields

$$\text{Var}_\pi\left(\frac{\pi^*}{\pi}\right) \leq \frac{1}{\beta} \mathbb{E}[1 - \pi(a^*(X) | X)] = \frac{1}{\beta} \Pr(A \neq A^*). \quad (28)$$

2) From error probability to excess risk (using Assumption 5.3). Let $\Delta_{\min}(x) := \min_{a \neq a^*(x)} \{\mu(x, a) - \mu^*(x)\} \geq 0$. Then

$$R^*(\pi) - R^*(\pi^*) = \mathbb{E}[\mu(X, A) - \mu(X, A^*)] \geq \mathbb{E}[\Delta_{\min}(X) \mathbb{1}\{A \neq A^*\}].$$

Fix $u \geq 0$. Split on $\{\Delta_{\min}(X) > Mu\}$:

$$\mathbb{E}[\Delta_{\min}(X) \mathbb{1}\{A \neq A^*\}] \geq \mathbb{E}[\Delta_{\min}(X) \mathbb{1}\{A \neq A^*, \Delta_{\min}(X) > Mu\}] \geq Mu \Pr(A \neq A^*, \Delta_{\min}(X) > Mu).$$

Therefore,

$$R^*(\pi) - R^*(\pi^*) \geq Mu \left(\Pr(A \neq A^*) - \Pr(\Delta_{\min}(X) \leq Mu) \right). \quad (29)$$

Assumption 5.3 states that there exists a constant $c > 0$ (implicit in \lesssim) such that

$$\Pr(\Delta_{\min}(X) \leq Mu) \leq (cu)^\nu \quad \text{for all } u \geq 0,$$

(with the conventions specified in the assumption for $\nu = 0$ or $\nu = \infty$). Plugging this into (29) gives, for all $u \geq 0$,

$$R^*(\pi) - R^*(\pi^*) \geq Mu \left(\Pr(A \neq A^*) - (cu)^\nu \right).$$

For $\nu \in (0, \infty)$, maximize the RHS over $u > 0$. Define $p := \Pr(A \neq A^*)$ and

$$\phi(u) := Mup - Mc^\nu u^{\nu+1}.$$

Then $\phi'(u) = Mp - Mc^\nu(\nu+1)u^\nu = 0$ yields

$$u^* = \left(\frac{p}{(\nu+1)c^\nu} \right)^{1/\nu}.$$

Substituting u^* back,

$$R^*(\pi) - R^*(\pi^*) \geq \phi(u^*) = Mu^* \frac{\nu}{\nu+1} p = \frac{\nu M}{(\nu+1)^{(\nu+1)/\nu} c} p^{1+1/\nu}.$$

Equivalently,

$$\Pr(A \neq A^*) \leq K (R^*(\pi) - R^*(\pi^*))^{\nu/(\nu+1)}, \quad K := \left(\frac{(\nu+1)^{(\nu+1)/\nu} c}{\nu M} \right)^{\nu/(\nu+1)}. \quad (30)$$

For $\nu = \infty$, Assumption 5.3 asserts a uniform gap (no small margins), so $\Pr(\Delta_{\min}(X) \leq Mu_0) = 0$ for some $u_0 > 0$, and (29) with $u = u_0$ yields a linear bound (exponent $\omega = 1$). For $\nu = 0$, the condition is vacuous and (30) becomes trivial (exponent $\omega = 0$).

3) Conclusion. Combine (28) and (30):

$$\text{Var}_\pi \left(\frac{\pi^*}{\pi} \right) \leq \frac{1}{\beta} \Pr(A \neq A^*) \leq \frac{K}{\beta} (R^*(\pi) - R^*(\pi^*))^{\nu/(\nu+1)}.$$

Thus (C.2) holds with $M' = \frac{K}{\beta}$ and $\omega = \nu/(\nu+1)$ for $\nu \in (0, \infty)$, and with the indicated limits for $\nu \in \{0, \infty\}$. \square

D REGRET ANALYSIS

In this section, we will provide the proof for our regret bound (Theorem 5.4), we will surprisingly use results from the differential equation literature. We start by recalling the Bihari-Lasalle inequality (LaSalle (1949); Bihari (1956)), which is a non-linear generalization of Grönwall's lemma. From this inequality, several work has been done to adapt it to a discrete setting Cheung and Ren (2006); Yang (1983) which we will use accordingly.

Theorem D.1 (Bihari–LaSalle inequality). *Let $t \mapsto u(t) \geq 0$ be continuous on $[t_0, T]$. Let $a, b : [t_0, T] \rightarrow [0, \infty)$ be integrable functions and let $\varphi : [0, \infty) \rightarrow (0, \infty)$ be continuous and nondecreasing. Assume that for all $t \in [t_0, T]$,*

$$u(t) \leq u(t_0) + \int_{t_0}^t a(s) ds + \int_{t_0}^t b(s) \varphi(u(s)) ds.$$

Define $\Phi(x) := \int_{x_*}^x \frac{ds}{\varphi(s)}$ for some $x_* > 0$. Then

$$\Phi(u(t)) \leq \Phi(u(t_0)) + \int_{t_0}^t a(s) ds + \int_{t_0}^t b(s) ds,$$

and, since Φ is increasing, this implies $u(t) \leq \Phi^{-1}\left(\Phi(u(t_0)) + \int_{t_0}^t a(s) + \int_{t_0}^t b(s)\right)$.

We will now prove the regret of OSVP-PL.

Theorem 5.4 (OSVP-PL Regret Bound). Under Assumptions 4.1 and 3.2, for $0 < \beta \leq 1$ associated to assumed Condition 5.2, the cumulative regret of (OSVP-PL) satisfies w.p. $1 - \delta$

$$\text{Regret}_T = \tilde{O}\left(T^{\max\left\{\frac{2-\beta(2-p)}{4-\beta(2-p)}, \frac{p}{2+p}\right\}}\right).$$

Proof. Let $r_t := R^*(\pi_t) - R^*(\pi^*) \geq 0$ be the instantaneous regret and $R_t := \sum_{s=1}^t r_s$ the cumulative regret. In OSVP-PL, the policy π_{t+1} is obtained by solving the ASVP problem on the first t samples. Applying the proposition 4.2 with $T = t$ and $\hat{\pi}_T = \pi_{t+1}$ yields, w.p. $\geq 1 - \delta$,

$$r_{t+1} \lesssim t^{-(1-\frac{p}{4})} \left(\sum_{s=1}^t \nu_s^2 \right)^{\frac{2-p}{4}} + t^{-\frac{2}{2+p}} \quad (t \geq 1). \quad (31)$$

Use Jensen concave to retrieve explicitly the regret: By the Hölderian error bound (Condition 5.2), there exists $M > 0$ such that $\nu_t^2 \leq M r_t^\beta$. Since $x \mapsto x^\beta$ is concave on \mathbb{R}_+ for $\beta \in (0, 1]$, Jensen's inequality gives

$$\sum_{s=1}^t \nu_s^2 \leq M \sum_{s=1}^t r_s^\beta \leq M t^{1-\beta} \left(\sum_{s=1}^t r_s \right)^\beta = M t^{1-\beta} R_t^\beta.$$

Plugging this into (31) we obtain

$$r_{t+1} \lesssim t^{-\alpha} R_t^\kappa + t^{-\frac{2}{2+p}}, \quad \alpha := 1 - \frac{p}{4} - \frac{(1-\beta)(2-p)}{4}, \quad \kappa := \frac{\beta(2-p)}{4}. \quad (32)$$

Discrete Bihari inequality Consider $u(t) := R_t^{1-\kappa}$ (so $R_t = u(t)^{1/(1-\kappa)}$). Since $x \mapsto x^{1-\kappa}$ is concave, $u(t+1) - u(t) \leq (1-\kappa) R_t^{-\kappa} (R_{t+1} - R_t) = (1-\kappa) R_t^{-\kappa} r_{t+1}$. Using (32),

$$u(t+1) \leq u(t) + C_1 t^{-\alpha} + C_2 t^{-\frac{2}{2+p}} u(t)^{-\frac{\kappa}{1-\kappa}},$$

which is exactly the one-dimensional discrete Bihari form in Cheung and Ren (2006) (see Theorem 2.2) $u(t+1) \leq u(t) + a_t + b_t \varphi(u(t))$ with $a_t = C_1 t^{-\alpha}$, $b_t = C_2 t^{-\frac{2}{2+p}}$, and $\varphi(u) = u^{-\kappa/(1-\kappa)}$.

$$\Phi(u(t)) \leq \Phi(u(t_0)) + \sum_{s=t_0}^{t-1} a_s + \sum_{s=t_0}^{t-1} b_s, \quad \Phi'(z) = \frac{1}{\varphi(z)} = z^{\frac{\kappa}{1-\kappa}}.$$

Inverting Φ and using $\sum_{s \leq t} s^{-\eta} \asymp t^{1-\eta}$ for $\eta < 1$ gives (up to polylogs)

$$R_t = u(t)^{\frac{1}{1-\kappa}} \lesssim t^{\frac{1-\alpha}{1-\kappa}} \quad \text{and} \quad R_t \lesssim t^{\frac{1-\frac{2}{2+p}}{1-\kappa}}.$$

The second branch is looser than the direct summation of the additive term in (32), which yields $R_t \lesssim \sum_{s \leq t} s^{-\frac{2}{2+p}} \asymp t^{\frac{p}{2+p}}$. Thus we retain the sharper additive exponent $p/(2+p)$.

Compute the first exponent:

$$\frac{1-\alpha}{1-\kappa} = \frac{\frac{p}{4} + \frac{(1-\beta)(2-p)}{4}}{1 - \frac{\beta(2-p)}{4}} = \frac{2 - \beta(2-p)}{4 - \beta(2-p)}.$$

Therefore,

$$R_t = \tilde{O}\left(t^{\max\left\{\frac{2-\beta(2-p)}{4-\beta(2-p)}, \frac{p}{2+p}\right\}}\right),$$

which is the stated regret rate. \square

Remark D.2 (Continuous heuristic intuition). There is also a very intuitive way to see why our regret should be of this rate. Indeed we can look at the excess risk $R(t+1) - R(t) = r(t+1)$ for round $t+1$ as the instantaneous rate of change $R'(t)$ of our regret when t goes toward infinity, we have :

$$R'(t) \lesssim t^{-\alpha} R(t)^\beta,$$

ignore constants and logarithmic factors and separate variables:

$$R(t)^{-\beta} dR(t) \lesssim t^{-\alpha} dt.$$

Integrating from a fixed t_0 to t gives

$$\int_{R(t_0)}^{R(t)} R^{-\beta} dR \lesssim \int_{t_0}^t s^{-\alpha} ds \implies \frac{R(t)^{1-\beta} - R(t_0)^{1-\beta}}{1-\beta} \lesssim \frac{t^{1-\alpha} - t_0^{1-\alpha}}{1-\alpha}.$$

Dropping lower-order constants yields

$$R(t)^{1-\beta} \lesssim t^{1-\alpha} \implies R(t) \lesssim t^{\frac{1-\alpha}{1-\beta}}.$$

Which is the derived regret for the proper α and β .

E ADDITIONAL EXPERIMENTS

In this section, we provide additional details about the experimental setup. Subsection E.1 expands on the advantages of SVP in both i.i.d. and dependent settings. Subsection E.2 provides complementary details for the experiment presented in Section 6.2. Experiments related to OSVP-PL are described in Subsection E.3.

All computations were performed on CPU; no GPUs, clusters, or cloud resources were used.

E.1 ERM VS SVP

i.i.d example We reproduced the experiment of Maurer and Pontil (2009), where $\mathcal{X} = [0, 1]^K$ and the random variable $X \in \mathcal{X}$ is distributed according to

$$\prod_{k=1}^K \mu_{a_k, b_k}$$

where

$$\mu_{a,b} = (1/2)(\delta_{a-b} + \delta_{a+b}).$$

Each coordinate $\pi_k(X)$ of X is thus a binary random variable, assuming the values $a_k - b_k$ and $a_k + b_k$ with equal probability, having expectation a_k and variance b_k^2 .

The distribution of X is itself generated at random by selecting the pairs (a_k, b_k) independently: a_k is chosen from the uniform distribution on $[B, 1 - B]$ and the standard deviation b_k is chosen from the uniform distribution on the interval $[0, B]$. Thus B is the only parameter governing the generation of the distribution.

As hypotheses we just take the K coordinate functions π_k in $[0, 1]^K$. Selecting the k -th hypothesis then just means that we select the corresponding distribution μ_{a_k, b_k} . Of course we want to find a hypothesis of small risk a_k , but we can only observe a_k through the corresponding sample, the observation being obscured by the variance b_k^2 .

We set as in (Maurer and Pontil, 2009) $B = \frac{1}{4}$, $\rho_{\max} = 0.9$, $K = 500$, take $n \in \{50, 70, \dots, 500\}$, and average over 1000 repetitions.

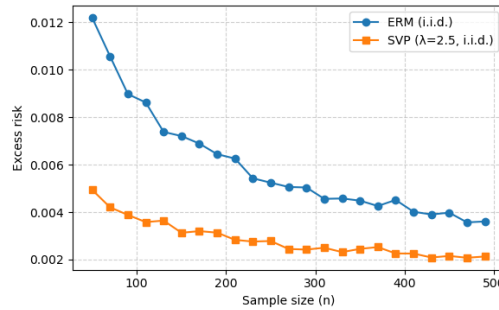


Figure 5: Comparison of ERM and SVP performance.

With dependent data: We evaluate SVP under temporally dependent data using a Markov chain design with $K = 500$ arms. For each coordinate k , generate $a_k \sim \text{Unif}[B, 1 - B]$ with $B = 0.25$, $b_k \sim \text{Unif}[0, B]$, and autocorrelation $\rho_k \sim \text{Unif}[0, \rho_{\max}]$ where $\rho_{\max} = 0.9$.

Data follows $X_{t,k} = a_k + b_k \cdot S_{t,k}$ where $(S_{t,k})$ is a Markov chain with $S_{0,k} \sim \text{Unif}\{\pm 1\}$ and persistence probability $p_k = \frac{1+\rho_k}{2}$, yielding $\text{Cov}(X_{t,k}, X_{t+1,k}) = \rho_k b_k^2$.

We compare ERM ($\arg \min_k \hat{\mu}_k$) against dependence-aware SVP:

$$\arg \min_k \left[\hat{\mu}_k + \lambda \sqrt{\frac{\hat{v}_k}{n_{\text{eff},k}}} \right], \quad n_{\text{eff},k} = n \cdot \frac{1 - \hat{\rho}_k}{1 + \hat{\rho}_k}$$

with $\lambda = 2.5$ and $\hat{\rho}_k$ the sample autocorrelation at lag 1. Performance is measured by excess risk $a_{\hat{k}} - \min_k a_k$ averaged over 1000 trials for $n \in \{50, 70, \dots, 500\}$.

E.2 Experimental details for Section 6.2

We compare **ASVP-PL** with **ISWERM** (Bibaut et al., 2021) in the Gaussian–quadratic environment of Example 5.1. At round t , the logger samples $a_t \sim \mathcal{N}(\mu_t, \sigma_t)$ and records its density for exact importance weighting. Outcomes satisfy $Y \sim \mathcal{N}(\theta^*, \sigma_y^2)$, and the per-round loss is $\ell(a, Y) = c_2(a - Y)^2 - \alpha$ (up to an additive constant, minimizing ℓ aligns a with Y). Learning is strictly *off-policy*: **both estimators are fitted on the same logged data** to produce new policies. Unless noted, we average over $n_{\text{seeds}} = 10$; experiments use m deployments (“rollouts”), each with T_b interactions (total $M = mT_b$), and identical collection protocols across methods.

Experiment A (Fig. 3a): varying outcome stochasticity. We sweep the outcome scale on the grid

$$\sigma_y \in \mathcal{G}_y, \quad \mathcal{G}_y = \text{linspace}(1, 1.5, 30),$$

i.e., 30 evenly spaced values from 1 to 1.5. During data collection for each $\sigma_y \in \mathcal{G}_y$ we use *fixed exploration* $\sigma_t \equiv \sigma_0$, while the logging mean becomes progressively greedier via a deterministic schedule toward the target parameter:

$$\mu_{t+1} = \mu^* + (\mu_t - \mu^*) \delta_\mu, \quad \delta_\mu \in (0, 1) \text{ (e.g., 0.8–0.95)}, \quad \mu^* = \theta^*.$$

We then fit ASVP-PL and ISWERM *on this identical log* and report their losses. As σ_y increases along \mathcal{G}_y , ISWERM becomes variance-sensitive, whereas ASVP-PL remains stable by downweighting high-variance candidates via its variance term.

Experiment B (Fig. 3b): decaying exploration. We study robustness when the logger tightens exploration over deployments. Initial exploration levels are

$$\sigma_0 \in \mathcal{G}_\sigma, \quad \mathcal{G}_\sigma = \{0.3, 0.4, 0.5, 0.6, 0.7, 0.8, 0.9\} (= \text{arange}(0.3, 1.0, 0.1)).$$

For a fixed σ_0 , exploration decays multiplicatively across deployments,

$$\sigma_m = (0.9)^m \sigma_0, \quad m = 0, 1, \dots, 9,$$

while the logging mean becomes greedier over time: either by the same exponential schedule $\mu_{t+1} = \mu^* + (\mu_t - \mu^*) \delta_\mu$ or by *greedy redeployments* that refit μ on the newly collected batch. For every $\sigma_0 \in \mathcal{G}_\sigma$, logs are collected under this schedule and *both* ASVP-PL and ISWERM are trained off-policy on the same data to produce new policies. As overlap deteriorates when σ_t shrinks, ISWERM exhibits instability due to heavy-tailed importance weights, while ASVP-PL remains conservative and achieves lower final loss via empirical-variance penalization (Appendix B).

Shared settings. Across both experiments we keep m and T_b fixed within each study, compute propensities from exact Gaussian densities, use identical logging means during collection for the two learners (given the chosen update mode), and evaluate on the same seed grid ($n_{\text{seeds}} = 10$). All differences arise solely from the learning objectives (ISWERM vs. ASVP-PL) applied to the same logged datasets.

E.3 OSVP-PL VS SCRM

In this subsection, we will give more details on how OSVP-PL compares with SCRM in a sequential setting.

Let’s first describe the continuous environment used for comparison.

E.3.1 Continuous environment

Toy. Let $d = 10$. Contexts are i.i.d. $X \sim \mathcal{N}(0, I_d)$ and the action space is $\mathcal{A} = \mathbb{R}$. The environment has a fixed weight $w_{\text{env}} \in \mathbb{R}^d$; given (X, a) the stochastic reward is

$$R = (X^\top w_{\text{env}})a - a^2 + \varepsilon, \quad \varepsilon \sim \mathcal{N}(0, 1) \text{ independent.}$$

Hence $\mathbb{E}[R \mid X, a] = (X^\top w_{\text{env}})a - a^2$ is concave in a with unique maximizer

$$a^\star(X) = \frac{1}{2} X^\top w_{\text{env}}, \quad \mathbb{E}[R \mid X, a^\star(X)] = \frac{1}{4} (X^\top w_{\text{env}})^2.$$

In the implementation, the environment returns *targets* $t(X) = a^\star(X)$ and logs actions with a Gaussian behavior policy

$$A \sim \mathcal{N}(t(X), \sigma_0^2) \quad \text{with } \sigma_0 = \text{start_std} = 0.5,$$

so propensities are the corresponding Normal pdf values at the realized A . The learning loss is the negated reward, capped at 0 as in the code:

$$\ell(A, X) = \min\left\{ -((X^\top w_{\text{env}})A - A^2 + \varepsilon), 0 \right\}.$$

Pricing. Following [Demirer et al. \(2019\)](#), we use a “personalized pricing” setup where a price p must be chosen from context x to maximize

$$r(x, p) = p(a(x) - b(x)p) + \varepsilon, \quad \varepsilon \sim \mathcal{N}(0, 1).$$

Think of $d(x, p) = a(x) + b(x)p + \varepsilon$ as an unknown, context-specific demand term. Contexts are $x \in [1, 2]^k$ with $k > 1$; only the first $\ell < k$ features affect demand (if $x = (z_1, \dots, z_\ell, \dots)$ we write $\bar{x} = (z_1, \dots, z_\ell)$). The logging policy is Gaussian, $p \sim \mathcal{N}(\bar{x}, 1)$, centered at \bar{x} . We use the quadratic specification $a(x) = 2x^2$ and $b(x) = 0.6x$ as in the original reference.

Advertising. Contexts $x \in \mathbb{R}^2$ are generated with `make_moons` (noise 0.05), yielding two user groups $g \in \{0, 1\}$. Each user has a latent responsiveness (target) $p_x \geq 0$ drawn from a group-specific Gaussian:

$$p_x \mid g = 0 \sim \mathcal{N}(\mu_0, \sigma_p^2), \quad p_x \mid g = 1 \sim \mathcal{N}(\mu_1, \sigma_p^2), \quad (\mu_0, \mu_1) = (3, 1), \quad \sigma_p = 0.5,$$

followed by an absolute value to enforce nonnegativity ($p_x := |p_x|$). Given a bid $a \in \mathbb{R}_+$, the one-step reward is

$$r(p_x, a) = \max \left(\begin{cases} \frac{a}{p_x}, & a < p_x, \\ 1 + \frac{1}{2}(p_x - a), & a \geq p_x, \end{cases}, -0.1 \right),$$

and the learning loss used in experiments is the negated reward, $\ell(a, p_x) = -r(p_x, a)$. The logging policy is Gaussian,

$$a \sim \mathcal{N}(\mu_\ell, \sigma_\ell^2), \quad \mu_\ell = 2.0, \quad \sigma_\ell = 0.3,$$

with propensities computed from the exact Normal density.

E.3.2 Multiclass contextual bandit (environment & policy)

Here we give a quick description on how we convert a multiclass classification data to contextual bandit data

Environment. Contexts $x \in \mathbb{R}^d$, actions $\mathcal{A} = \{1, \dots, K\}$, labels $y \in \mathcal{A}$. Data are loaded via `load_dataset` with a 75/25 train/test split.

For synthetic sets we parse ‘`synthetic_$n_features_$n_classes_$n_informative[_flip_y][_class_sep]`’ and call `make_classification` (10k samples, no redundant features, default `flip_y=0.01`, `class_sep=1.0`). The environment serves batches by slicing ($X_{\text{train}}, y_{\text{train}}$). Loss is 0–1:

$$\ell(a, y) = \mathbf{1}\{a \neq y\}.$$

Logging policy. π_0 is multinomial logistic regression (lbfgs, L_2 , $C=1$, `max_iter=10000`) trained on the first 10% of X_{train} . For a batch X , it outputs class probabilities $P \in [0, 1]^{n \times K}$, samples $A_i \sim \text{Cat}(P_{i,\cdot})$, and returns propensities $w_i = P_{i,A_i}$.

Learning policy. π_θ is linear-softmax: logits = XW with $W \in \mathbb{R}^{d \times K}$, probabilities via softmax, actions sampled by inverse-CDF; propensities $\pi_\theta(A | X)$ returned exactly. Greedy online evaluation uses $\arg \max_a$ logits and 0–1 loss on the test split.

E.4 Numerical results

Here we give more details on the experiments run with the discrete environments: Experiments were run on an average of 20 different seeds With the doubling : $n_0 = 240$, $M = 5$ and clipping parameter $\alpha = 0.001$ With uniform split: $n_0 = 1500$, $M = 5$ and clipping parameter $\alpha = 0.001$

For continuous environment: Experiments were run on an average of 20 different seeds With the doubling : $n_0 = 150$, $M = 10$ and clipping parameter $\alpha = 0.001$ With uniform split: $n_0 = 1500$, $M = 10$ and clipping parameter $\alpha = 0.001$

E.5 Exploration benefits

We study robustness to insufficient exploration and poor initialization in the Gaussian-quadratic environment (Example 5.1) under three sequential designs: **CRM**, which learns from *all* collected batches but redeploys the *same* fixed logging policy at every round (no adaptive exploration); **SCRM** (Zenati et al., 2023), which redeploys an updated policy after each batch but trains only on the most recent data; and OSVP-PL which learns from *all* past data and redeploys at every round the newly learned policy. Experiments proceed in a total of $M = 15$ rollouts, with rollout m collecting $2^m n_0$ samples (with $n_0 = 100$), average over $n_{\text{seeds}} = 10$ seeds. At round t within a deployment, the logger samples $a_t \sim \mathcal{N}(\mu_t, \sigma_t)$ and records its density for exact importance weighting. The logging mean μ_t is fixed within a deployment by the currently deployed policy and

is updated only between deployments at redeployment time; the exploration level is held constant within each run ($\sigma_t \equiv \sigma_0$). Outcomes follow $Y \sim \mathcal{N}(\theta^*, \sigma_y^2)$, and the per-round loss is quadratic, $\ell(a, Y) = c_2(a - Y)^2 - \alpha$ (minimizing loss aligns a with Y).

Final loss vs. initial misalignment (Fig. 4a). We vary the initial distance between the starting parameter and the optimum as

$$\delta_0 = \|\theta_0 - \theta^*\| \in \{0.1, 0.3, 0.6, 1.0, 1.5, 2.0\}.$$

At each setting of δ_0 , we simulate $m = 10$ sequential deployments (rollouts), each collecting T_b interactions. The logging policy at round t samples $a_t \sim \mathcal{N}(\mu_t, \sigma_t)$, with exploration fixed across rounds ($\sigma_t \equiv \sigma_0$) and mean μ_t updated according to the policy learned at the previous deployment. Thus, both **SCRM** and **OSVP-PL** adaptively redeploy new policies, while **CRM** keeps the same fixed logger. As δ_0 grows, **CRM** degrades rapidly since its fixed logger fails to explore; **SCRM** remains moderately stable thanks to redeployments, but uses only the last batch; **OSVP-PL** stays robust by learning from *all* past data and exploiting variance-adaptive penalization.

Final loss vs. logging variance (Fig. 4b). We now vary the initial exploration level

$$\sigma_0 \in \{0.3, 0.4, 0.5, 0.6, 0.7, 0.8, 0.9\},$$

and let the logging policy become increasingly greedy across deployments according to the multiplicative decay

$$\sigma_m = (0.9)^m \sigma_0, \quad m = 0, 1, \dots, 9.$$

The initial parameter θ_0 is fixed for all runs. As exploration decreases, the support of the logged data narrows, leading to unstable importance weights. **CRM** quickly becomes unreliable under low variance; **SCRM** mitigates instability by redeploying policies at each batch, yet remains sensitive to small support; **OSVP-PL** achieves consistently lower loss by aggregating all past data and downweighting high-variance estimates via its empirical-variance penalty (Appendix B).