

Lexo: Eliminating Stealthy Supply-Chain Attacks via LLM-Assisted Program Regeneration

Evangelos Lamprou
Brown University

Julian Dai
Brown University

Grigoris Ntousakis
Brown University

Martin C. Rinard
MIT

Nikos Vasilakis
Brown University

Abstract

Software supply-chain attacks are an important and ongoing concern in the open source software ecosystem. These attacks maintain the standard functionality that a component implements, but additionally hide malicious functionality activated only when the component reaches its target environment. LEXO addresses such stealthy attacks by automatically learning and regenerating vulnerability-free versions of potentially malicious components. LEXO first generates a set of input-output pairs to model a component’s full observable behavior, which it then uses to synthesize a new version of the original component. The new component implements the original functionality but avoids stealthy malicious behavior. Throughout this regeneration process, LEXO consults several distinct instances of Large Language Models (LLMs), uses correctness and coverage metrics to shepherd these instances, and guardrails their results. An evaluation on 100+ real-world packages—including high-profile stealthy supply-chain attacks—indicates that LEXO scales across multiple domains, regenerates code efficiently (<30m on average), maintains compatibility, and succeeds in eliminating malicious code in several real-world supply-chain-attacks—even in cases when a state-of-the-art LLM fails to eliminate malicious code when given the source code of the component and prompted to do so.

1 Introduction

Supply-chain attacks have been an ongoing issue in the software industry [6, 15, 18, 28, 61, 74, 86, 94], resulting in over \$46B damages in recent years [82]. These attacks target a victim’s supplier, exploiting the fact that the victim software depends on software provided by the supplier. As modern software comprises thousands of dependencies, it is challenging for developers to audit all dependencies—and particularly so for dependencies nested deeply in the dependency chain.

Automated detection of such attacks remains challenging, as malicious components use various evasion techniques.

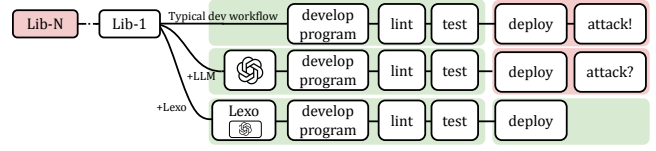


Fig. 1: Applying LEXO. Top: A typical workflow today might result in an attack. Mid: Applying an LLM to detect or eliminate vulnerabilities might still result in an attack. Bottom: LEXO regenerates a vulnerability-free version of a component (or reports inability to do so).

Specifically, in the case of *stealthy* supply-chain attacks (SSCAs), a malicious dependency may remain dormant until multiple conditions are met—for example, specific values of environment variables, the version of another component, the system’s date and time, the number of times a component has been invoked, or random chance. These techniques often enable supply-chain attacks to evade detection by standard software validation mechanisms such as testing.

This paper presents LEXO, a system that eliminates SSCAs by combining large language model (LLM)-assisted program inference, transformation, and regeneration. LEXO does not attempt to directly detect, remove, or interpose on vulnerable or malicious code. It instead extracts a model of the component’s intended behavior (in the form of input/output examples), then uses this model to regenerate a new, secure, vulnerability-free version of the component. A key insight is that a stealthy malicious component still exhibits the advertised client-visible component behavior—which LEXO infers, represents as input/output examples, and regenerates.

Because the extracted component model (input/output examples) decouples the original, potentially malicious or vulnerable, code from the regenerated code, LEXO is distinct from approaches that present a component directly to the LLM, tasking the LLM to recognize any malicious or vulnerable code to generate a vulnerability-free version of the component (Cf. §9.5).

Deployment scenarios: LEXO produces as output either a vulnerability-free version of a software component it takes as

input (Fig. 2) or a message that it cannot operate on its input component—for example, because the original component falls outside its regeneration scope.

LEXO can be applied at various stages of the software lifecycle. During development, it can regenerate software dependencies to reduce the risk of developer-targeted attacks. In continuous integration workflows, it can be applied to release checkpoints to ensure that all dependencies are regenerated before deployment to production environments. It can also be applied selectively, regenerating only before release and deployment. The current version of LEXO targets dependencies that sit at the leaf nodes of the dependency graph, as they usually implement well-defined functionality and are ubiquitous across applications within an ecosystem [6].

Evaluation overview: Applied to several real-world supply-chain attacks, LEXO regenerates new versions of these components that re-implement the core computation, pass developer tests, support client applications, and—crucially—eliminate any malicious behavior present in the original component (§9.1). LEXO correctly regenerates 86 out of 147 components, confirmed by 100% of developer-provided tests and by manual inspection, and exits early on the remaining 61, after it detects that the source component falls outside its regeneration capabilities (§9.2). On average, LEXO’s component regeneration completes in 30m and costs less than \$0.10.

Paper outline and contributions: The paper starts with an example of a stealthy supply-chain attack (§2) and the key challenges involved in detection and mitigation. It then discusses the threat model LEXO protects against (§3), before presenting an overview of the system (§4) outlining its key contributions:

- **Program inference:** Given a software component, LEXO uses the component’s source code to generate a series of inputs (§5). It then uses these inputs to create a model that reflects the component’s client-observable behavior. LEXO then uses this model to regenerate a new, secure version of the component.
- **Language- and domain-agnostic regeneration:** LEXO introduces an automated, language- and domain-agnostic approach to regenerate safe, behaviorally equivalent versions of vulnerable components, eliminating malicious code without human intervention (§6).
- **Guardrails, optimizations, and refinements:** LEXO introduces a series of checks for rejecting invalid inputs and incorrectly regenerated components (§7) as well as a series of optimizations and refinements that enhance its performance and accuracy (§8).

The paper then presents LEXO’s evaluation (§9), related work (§10), and limitations (§11). An additional appendix contains the full set of prompts used (Appendix A).

Availability: LEXO will be available as an MIT-licensed open source package for download at:

<https://github.com/atlas-brown/lexo>

2 The Event-Stream Attack

The `event-stream` library implements stream manipulation functionality for Node.js [6, 19]. With over 3M weekly downloads, `event-stream` became the target of a supply-chain attack, by introducing a Bitcoin-stealing malware dependency called `flatmap-stream` [50, 72, 73, 75].

The malicious dependency: This malicious dependency extracts account details from Bitcoin wallets. The attack is stealthy: it activates only when the malicious code executes as part of the Copay Bitcoin wallet [8], on specific platforms, and only when the wallet is connected to the live Bitcoin network (lns. 3-4). To perform the attack, `flatmap-stream` (1) loads the user’s wallet credentials, (2) stores the credentials on the side, and (3) sends the credentials to a remote server (code elided for simplicity), before constructing and returning the *correct* value to the caller method (lns. 10-11).

```
1 const Stream = require('stream').Stream;
2 module.exports = function (mapper) {
3   if (env.Copay && env.livenet
4     && env.platform === target) {
5     // Code to (1) load wallet credentials
6     // (2) store credentials on side, and
7     // (3) send credentials to a remote server
8   }
9   const stream = new Stream();
10  // Construct flatmap stream object...
11  return stream; }
```

This is a SSCA, as it does not interfere with the component’s client-visible behavior, even when activated.

Applying LEXO: LEXO regenerates a replacement `flatmap-stream` component that provides identical client-visible behavior while including no malicious code—and works across domains in a language-agnostic manner. The following line invokes LEXO on `flatmap-stream` with JavaScript as the output language.

```
$ lexo --out js flatmap-stream
```

LEXO starts by extracting the interface and source code of the `flatmap-stream` component (step (1) in Fig. 2). The system then continues with the *candidate input generation* phase (step (2) in Fig. 2), where it presents an LLM instance with the `flatmap-stream` code and prompts the LLM to generate a set of inputs that exercise the component’s functionality. An example of a generated input is the JavaScript value `x => x + 1`. LEXO then runs the `flatmap-stream` component on these generated inputs and collects the corresponding outputs to obtain a set of input-output examples. To obtain a comprehensive set of input-output examples, LEXO records the code coverage that these input-output examples obtain, then

iteratively prompts the LLM to generate additional inputs to increase coverage. LEXO currently performs three input generation iterations, stopping early if the generated inputs achieve 100% coverage. Note that if the component contains stealthy malicious code, the LLM typically does not obtain 100% coverage because it does not construct the combination of inputs and execution environment required to activate the malicious code.

In our example this process produces a total of 13 input-output pairs after three revisions, obtaining 74% code coverage (the input examples do not activate the malicious code). An example input-output pair is:

```
{ input: x => x + 1,
  output: { new __Stream({ ... }) } }
```

LEXO then moves on to the *program regeneration* phase (step (3) in Fig. 2). Here, LEXO presents the input-output pairs to the LLM, first prompting it to regenerate an algorithm sketch in natural language that implements the behavior specified by the input-output pairs, then next prompting it to refine the natural language sketch into a JavaScript component that implements the behavior (see §9.6 for results from experiments that go directly from the input-output pairs to source code without the intermediate algorithm sketch).

In the example, after three revisions this input-output-pair based regeneration approach produces the following code (shortened for brevity). This code implements the behavior specified by the input-output pairs without side effects (such as file system or network access) or other extraneous code (input-output pairs cannot express these kinds of side effects and LLMs typically do not insert this kind of code into the regenerated component unless prompted to do so).

```
1 const Stream = require('stream').Stream;
2 const stream = new Stream();
3 stream.on('data', (x, f = v => v) =>
4   (Array.isArray(x) ? x : [x])
5     .forEach(y => out.emit('data', f(y))));
6 return stream;
```

Key result: The regenerated `flatMap-stream` component contains no malicious code, correctly implements all 13 input-output pairs used during regeneration, exhibits 100% code coverage on this set of input-output pairs, and passes 5/5 (100%) tests in the `event-stream` test suite (§9.1). Manual inspection confirms that the regenerated component correctly implements non-malicious `flatMap-stream` functionality. The entire process takes a little over 10 minutes and costs \$0.10. The initial input generation phase takes 30s and incurs \$0.03 in LLM inference costs, followed by another 90s and \$0.07 for the program regeneration phase.

Potential alternative approaches: A security-conscious developer might try to proactively defend against this attack using static or dynamic analysis, LLMs, or program synthesis.

Tab. 1: Comparison overview. Approaches directly relevant to LEXO’s supply-chain security approach (§10).

Approach	Generality	Detection	Elimination	Examples
Static Analysis	■	■	□	[11, 42, 89]
Dynamic Analysis	■	■	□	[17, 31, 80]
Pure LLMs	■	■	□	[3, 49, 58]
Programming-by-Example	□	□	■	[13, 22, 34]
Program Inference and Regeneration	□	→	■	[12, 69, 79]
LEXO	■	→	■	(this paper)

Static analysis [11, 33, 40, 81] is unable to detect the attack, as the malicious payload is encrypted at rest and only decrypted and evaluated at run-time. Dynamic analysis [17, 31, 80] is also ineffective, since the component’s malicious side-effectful behavior activates only under strict conditions as described above.

LLMs have been used to directly detect and/or eliminate malware in component source code, with the goal of producing a modified version of the component without malicious code [4, 58, 88]. With a recent LLM (GPT-4o), this approach works for `flatMap-stream`, essentially by copying the legitimate code and discarding the malicious code. But given a modified version of `flatMap-stream` that includes additional safety checks and renames the payload to `util.js`, GPT-4o fails to recognize the malicious code and includes the malicious code in the modified version of the component. This example illustrates how this approach can fail, especially when the attack is concealed through careful token selection or malicious code crafted (potentially automatically by an LLM, see §9.5) to appear legitimate. LEXO, in contrast, uses input-output pairs to sever any connection between the source code of the original and regenerated versions of the component, eliminating any need to detect and/or remove malicious code from existing code.

Given a comprehensive enough set of input-output examples, traditional program synthesis [13, 14, 22, 79] could, in principle, eliminate `flatMap-stream`’s malicious behavior by regenerating a behaviorally equivalent implementation. However, this approach relies on domain expertise to develop a domain-specific language and corresponding specialized synthesis engine for each target domain (*e.g.*, string manipulation, array manipulation, *etc.*), which requires programming language design and implementation expertise, can involve substantial engineering effort, and significantly hinders scalability across domains. It also requires the availability of input-output examples that sufficiently characterize the desired component behavior (standard component test suites, even when available, often do not contain enough examples).

Tab. 1 summarizes the comparison, with additional points in the space of immediately relevant options (*Cf.* §10).

3 Threat Model

LEXO protects against attacks in which the attacker has full control of the target component and can modify its source code arbitrarily. The modified target component exhibits correct client-facing behavior. The malicious behavior injected is side-effectful in that it produces effects beyond just producing component outputs, *e.g.*, filesystem access, environment variable modification, network access, or arbitrary code execution. Since a malicious component can potentially attack the host system during regeneration, LEXO interacts with the component in an isolated environment.

LEXO also protects against software removal from remote repositories. An adversary might unpublish a component (as in the npm left-pad incident [94]), replace it with a no-op, or replace it with an incorrect or incompatible version, thus breaking all dependent applications. LEXO can be deployed to proactively regenerate components before removal, replacement, or revision, making alternative versions available in the event of such removal, replacement, or revision.

LEXO assumes that the back-end LLM and the target language’s runtime are all part of the trusted computing base.

4 System Overview

LEXO takes as input a component’s implementation and produces a regenerated implementation that exhibits only the component’s client-facing functionality. This section explains the subsystems used among different stages of the regeneration process and how they combine together into the end-to-end pipeline.

Prompt anatomy: LEXO uses a set of prompts engineered to improve LLM generation performance [60]. All prompts used in LEXO adhere the following structure (full prompts in §A):

1. *Problem statement:* An imperative explanation of the given task. For example:

Given a component, generate a set of inputs that will thoroughly test the module’s behavior.

2. *Problem break-down:* Elaborates steps to complete the task. For example:

1) Code Understanding: Explain the code’s purpose and functionality.
...
4) Explore: Include tests that are slight variations of the ones in the test suite.

3. *Task clarifications:* In cases where it was observed that the LLM diverged from the desired output, the prompt includes some additional alignment instructions specifically mentioning the desired (or unwanted) patterns. For example:

... Make sure to test default arguments and optional parameters.

4. *Output format specification:* A short description of the desired output format. This enables parsing and utilization of the generated content by LEXO. For example:

Output one input per line, using types from the target language, in this format: [value1, value2]
...

5. *Input data:* Data are provided to the LLM either as input to a transformation or additional context (*e.g.*, the component’s source code, failed examples after a program synthesis attempt).

Transformation modules: The transformation modules are responsible for translating a representation of the target component from one form to another while preserving core aspects of the original representation. In the current version of LEXO, these are the component’s input-output behavior and exported symbol name.

To initiate component learning, the *inference* module, given the source component’s implementation, generates test inputs for the source component (step (2) in Fig. 2). These inputs use only constructs and syntax from the source language. To obtain corresponding outputs, each generated input is executed on the target component. These input-output pairs capture only pure computations between the target component’s input and output. Subsequent transformation modules leverage this property as a firewall, eliminating attacks embedded in the original source component as side-effectful computations cannot be represented.

To enhance interlocks between the generated input-output pairs and the target component, the *input-output pairs to algorithm* module utilizes the generated input-output pairs to craft a high-level natural language algorithm. This algorithm outlines a general approach that, if implemented, would adhere to the given examples (step (4) in Fig. 2). This stage of the pipeline prompts the LLM to analyze the program synthesis problem, deriving high-level insights from the examples before proceeding to implementation.

LEXO’s final transformation is the *input-output pairs and algorithm to code* module. The module takes as input (1) the source component input-output pair examples, (2) the natural language algorithm generated by the input-output pairs to algorithm module, and (3) the source component’s published name. Using these inputs, LEXO regenerates the component. (step (5) in Fig. 2).

Completeness module: LEXO employs a set of metrics that quantify several aspects of the input-output pairs and regenerated components (steps 3 and 6 in Fig. 2). In the input-output pair generation module, the module targets a code coverage threshold (100%) on the source component. In the code regeneration module, the module verifies that the

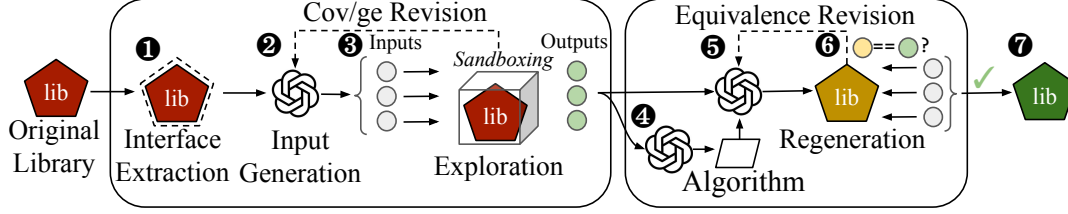


Fig. 2: LEXO overview. LEXO (1) analyzes a component’s interface to extract its source, (2) generates input-output pairs for the target component, (3) according to quality metrics, (4) extracts a new representation of the functionality informed by the input-output pairs, (5) regenerates the target component, (6) applies revisions until regenerated component conforms to the input-output pairs, and (7) replaces the original component with the regenerated one.

regenerated component complies with the specifications of the generated input-output pair set. Each produced artifact is considered correct if it passes all the correctness criteria. If the input-output examples fail to achieve 100% code coverage on the original component, LEXO proceeds regardless. This accounts for the scenario of stealthy, malicious code that does not execute during testing.

Revision module: In cases where accuracy or completeness thresholds are not met, LEXO’s *revision* module activates and attempts to improve the quality of the generated content. The revision module operates in a closed loop, with the LLM’s output from one iteration feeding back as part of the input for the next one. LEXO performs a tuneable number of revisions (three by default), after which, if the correctness module has not marked the output as correct, the system stops and discards the generated content, issuing an error message. Otherwise, the output is saved on disk and LEXO continues execution.

5 Input-Output Generation

Input generation: Given a component implementation C , LEXO generates a set of inputs which is used to construct a model of C ’s client-observable behavior. The system loads the component and extracts from it each function f_n and its corresponding source code $\text{src}(f_n)$. It then provides $\text{src}(f_n)$ to an LLM instance, instructing it to generate a set of inputs I that exercise f_n . LEXO’s regeneration happens on a per-function basis. Each input i contains the values to be passed as inputs to f_n . To maintain compatibility with later stages of the pipeline, LEXO uses a constrained input format that resembles the target component’s language syntax. The format is designed to be easy to parse and convert into runtime values of the component’s language. Given a source language \mathcal{L} , the input representation is an array in \mathcal{L} . Each element of this array must be a valid expression in \mathcal{L} and can be of any primitive or non-primitive type in \mathcal{L} , including function-like constructs. Comments, as defined by the syntax of \mathcal{L} , may accompany the array, but are discarded, as they might leak a description of potentially malicious behavior. The order of the elements within the array is significant and must be preserved as part of the input specification. Multiple such arrays can be provided, delimited by a character or sequence of characters.

LEXO provides the LLM with the input format’s syntax and semantics for the source language as part of the input generation prompt using three examples (§A). Some examples of generated inputs are shown below:

```
{[a:1,b:2], "a"} // An input with two arguments
[1,3] // An input with two integer arguments
["hello"] // An input with a string argument
[(a,b)=>{a+b}] // An input with a function
```

While constrained decoding [55, 85] can be used to guarantee inputs adhere to a specific grammar, LEXO does not leverage this feature, because of (1) possible regeneration performance degradation [77], (2) LEXO’s use of prompting techniques like chain-of-thought [84] that require the LLM to freely produce text in a scratchpad-like manner before giving a final answer, and (3) compatibility with most LLM API services, as not all support constrained decoding.

It is important that the input-output pairs generated capture enough of the original component’s legitimate behavior to enable correct regeneration. Towards this goal, LEXO instructs the LLM to generate both nominal inputs that exercise the target component’s typical behavior and edge-case inputs that test the component’s behavior in unusual or boundary scenarios. LEXO can deduce input argument types even in the absence of developer type annotations, inferred by the back-end LLM based on the operations performed on them. Even in cases where only the component’s interface (and not source code) is available (as is the case for native libraries), LEXO can generate quality inputs informed by context such as the function and argument names. Combining the above, LEXO can often reach all of the function’s logic with only a small set of inputs (Tab. 2).

Input filtering: After LEXO instruments the LLM instance to generate a set of inputs I for f_n , it parses and splits the generated set into individual inputs i . The system then inspects each generated input for syntactic correctness using the source language’s parser. LEXO rejects any invalid inputs and keeps a record of all valid inputs between revisions (§7), adding new ones to the set at each iteration.

Output capture: After input generation, each input is serialized back into the source language’s syntax. Then, LEXO creates a program written in the target language that includes

a routine which executes each one of the generated inputs i against the original component.

Input/Output filtering: At this point, LEXO takes each input i and provides it to the original function f_n , resulting in a corresponding output o . LEXO dynamically adds serialization logic and records the component’s output from standard out. Interactions with the component happen in an isolated environment to prevent any side effects from affecting the host system. But beyond side-effects, the component’s output o may include values that may pollute later stages of the pipeline. For instance, a component that implements padding functionality may be invoked with a very large padding length, for example `pad("s", 999)`, polluting the context window with a long string of spaces. To protect against such context window exhaustion or overflow, LEXO removes input-output pairs that have combined length over a tuneable threshold (100 tokens by default). After this, the system inspects the output for correctness in the context of the source language and, again, serializes it. LEXO records the component’s behavior both in cases of valid output returned as well as any exceptions thrown, in which case it records the exception’s type and message. LEXO then adds each input-output pair tuple $\langle i, o \rangle$ into its set of example input-output pairs E .

6 Regeneration

After generating a set of input-output pairs that adequately capture the f_n client-observable behavior, LEXO moves on to regenerate a replacement function f'_n .

Natural language algorithm: LEXO starts by inspecting the generated input-output pair set I and instructs the LLM to produce an algorithm in natural language that describes at a high level the implementation of a function that would satisfy the input-output pairs (full prompt in §A).

Given this test suite, design an algorithm that describes the function.

- 1) Understand the tests
- 2) Analyze the problem
- 3) Design the algorithm
- 4) Handle edge cases

A snippet of an algorithm generated for the `flatMap-stream` library is:

1. Check if the input is ‘undefined’. If so, return ‘[]’.
2. If the input is not an array, iterate over each element and apply the mapping function. ...

LE XO then provides this natural language description to the LLM along with the set E of input-output pairs. Before providing input-output pairs to the LLM, LEXO first converts the intermediate input-output pair format into a form that more closely resembles the syntax of the target language. This helps instruct the LLM to synthesize the target component

using input-output pairs, without having to re-state the semantics of the chosen input-output pair format. For example, the input-output pair `{input: [3, 4], output: 7}` for a component f that implements addition would be included in the prompt as $f(3, 4) = 7$. LEXO includes input-output pairs that exercise incorrect input types or values that result in exceptions, as input sanitization and error conditions from the original library should be retained after regeneration.

Equality checks: After each synthesis attempt, LEXO verifies that $f'_n(i) = o$ holds for every input-output pair $\langle i, o \rangle \in E$. LEXO uses the language’s *deep-equality* operation, which recursively compares the two values. The operation traverses language values down to their primitive types, where it then checks for literal equality.

7 Guardrails

During candidate input generation, LEXO checks if the final input set results in 100% code coverage of the original component. If not, it enters a revision loop, in which it generates additional inputs using code coverage as a metric. In this loop, the LLM is instructed to focus on edge cases present in the given source code. If the code coverage condition threshold fails, the input-output generation part of the implemented pipeline is re-run, now modified, with the failed generation being appended to the instruction prompt, together with a message instructing the LLM to create a broader range of inputs to increase coverage. After three revisions, LEXO moves on to the program regeneration part of the implemented pipeline, using the input-output pairs it has generated so far. Reaching 100% code coverage might not be possible, as parts of the code could be intentionally unreachable or activated only in specific environments as part of an attack.

During program regeneration LEXO checks if the current regenerated version correctly implements the generated input-output pairs. If not, LEXO reruns the program synthesis step, modifying the process by appending the current version to the LLM instruction prompt. It also includes a message prompting the LLM to revise the code so that it correctly implements all input-output pairs, along with the specific examples that caused the failure. After three revisions, if the correctness module has not marked the output as correct, LEXO stops and discards the synthesized code, issuing a warning message to the user.

After regeneration completes, LEXO executes any tests created by the original developers (if available) and issues an error if the regenerated component does not achieve 100% correctness.

To avoid malicious code regeneration, the original implementation is treated as “tainted”. It is then turned safe by projecting it to a set of input-output pairs that capture its behavior. When LEXO prompts the LLM to regenerate a new version, the LLM is not given the original potentially malicious code as input.

8 Optimizations and Refinements

Chain-of-thought prompting technique: The chain-of-thought (CoT) [84] prompting technique explicitly encourages a language model to generate a rationale before answering. This approach has been shown to improve the ability of foundation models to perform complex tasks [21, 41, 63, 87]. LEXO uses a CoT stage for each LLM-assisted task.

Deconstruction: During the code regeneration phase, LEXO deconstructs the problem into smaller sub-tasks, a technique that has been shown to improve the ability of foundation models to perform complex reasoning [37]. Before regeneration, LEXO uses the generated set of input-output pairs to instruct the LLM to create a natural language description of the final program’s functionality. This allows the LLM to sketch an initial plan [51], where it pieces together, based on the given examples, what the final module’s functionality should be. Then, LEXO gives this high-level description as part of the regeneration prompt alongside the generated input-output examples, when LEXO prompts the LLM to regenerate the component. Intuitively, this helps the LLM draw from this high-level description of the program’s functionality alongside concrete inputs and outputs.

Parallelization: LEXO performs regenerations in an isolated fashion and is able to regenerate multiple components in parallel. The parallelization boundary is a single component. When run with the `--parallel` flag, LEXO begins regenerating the specified set of software components in parallel using half of the system’s available cores. LEXO schedules regeneration using lines-of-code as a priority metric, starting with smaller libraries first.

Language Agnosticism: LEXO achieves language agnosticism both in the fact that it leverages LLMs to infer a component’s functionality and regenerate it, but also in the way it interacts with the target component. Specifically, LEXO interacts with the target component in a language-agnostic manner during input-output generation, as it only needs to provide inputs and observe corresponding outputs. To support a new language, LEXO requires a minimal language-aware component, which is responsible for loading the target component, extracting its source, and executing it with generated inputs while capturing outputs and line coverage.

Early exits: When invoked with the `-e` flag, LEXO will inspect the target component to identify if it falls under its model of regeneratable components. During input-output generation, when LEXO exercises the component’s behavior on the set of generated inputs, if LEXO observes that one of the component’s return values are outside of LEXO’s regeneration capabilities, LEXO will abort regeneration and issue an error. Specifically, LEXO aborts when the return value of a component is of type `Function`, as during verification it can not attest equivalence between two function-like values. The system will also abort in case one of the LLM-generated inputs or component-produced outputs are not serializable. LEXO also

discards components that, access the system’s time, access the filesystem or make network requests by running them through its generated input-output pairs while monitoring them using `strace` [1]. To avoid false negatives coming from the language runtime’s own system calls, LEXO first performs a pure run with a dummy component inside the given runtime and filters out any system calls that appear during this run from the final monitoring step.

9 Evaluation

This section presents results from applying LEXO to real-world components to answer the following questions:

- **Q1:** How effective is LEXO at eliminating vulnerabilities in real-world malicious components? LEXO successfully eliminates vulnerabilities that enable ten large-scale software supply-chain attacks. (§9.1)
- **Q2:** To what extent can LEXO correctly learn and regenerate client-facing component behavior? LEXO fully regenerates 86/147 libraries (100% of developer tests passing, followed by manual inspection; all components that correctly implement the generated input-output pairs and pass the developer tests also pass manual inspection). (§9.2)
- **Q3:** How efficient and scalable is LEXO’s regeneration when applied to real-world components? Regenerated components have an average performance overhead of less than 0.1% over the original implementations. (§9.3)
- **Q4:** How does LEXO compare to using an LLM to recognize and eliminate malicious code? LEXO outperforms this approach in eliminating malicious code from all components implemented as native NodeJS addons, and the synthetic `leetlog` and `pad` supply-chain attacks. (§9.5)
- **Q5:** How does LEXO compare to state-of-the-art domain-specific program inference and regeneration techniques within the target domain? Applied to the 17 components from the Harp benchmark set [79], Harp’s domain-specific synthesis engine and accompanying DSL correctly regenerates 14/17 components while LEXO correctly regenerates 5/17 components. (§9.4)

Software and hardware setup: All experiments were conducted on a server with 62GB of memory and 12 physical cores with an 2.20 GHz Intel Core(TM) i7-10710U CPU @ 1.10GHz CPU, running Ubuntu 24.04.1 LTS 6.8.0-41-generic. The setup uses Node.js v18.19.1 and CPython 3.12.3.

Implementation details: The LEXO prototype core is developed in 1283 lines of Python code, and is complemented by three language-specific libraries for interfacing with Python, JavaScript, and Ruby components (approximately 100 lines each). LEXO uses the `dspy` library [36], a library that provides a high-level interface for interacting with LLMs using a constrained programming model. LEXO’s two stages are implemented as two `dspy` modules: one for generating inputs and obtaining input-output pairs, and another for synthesizing

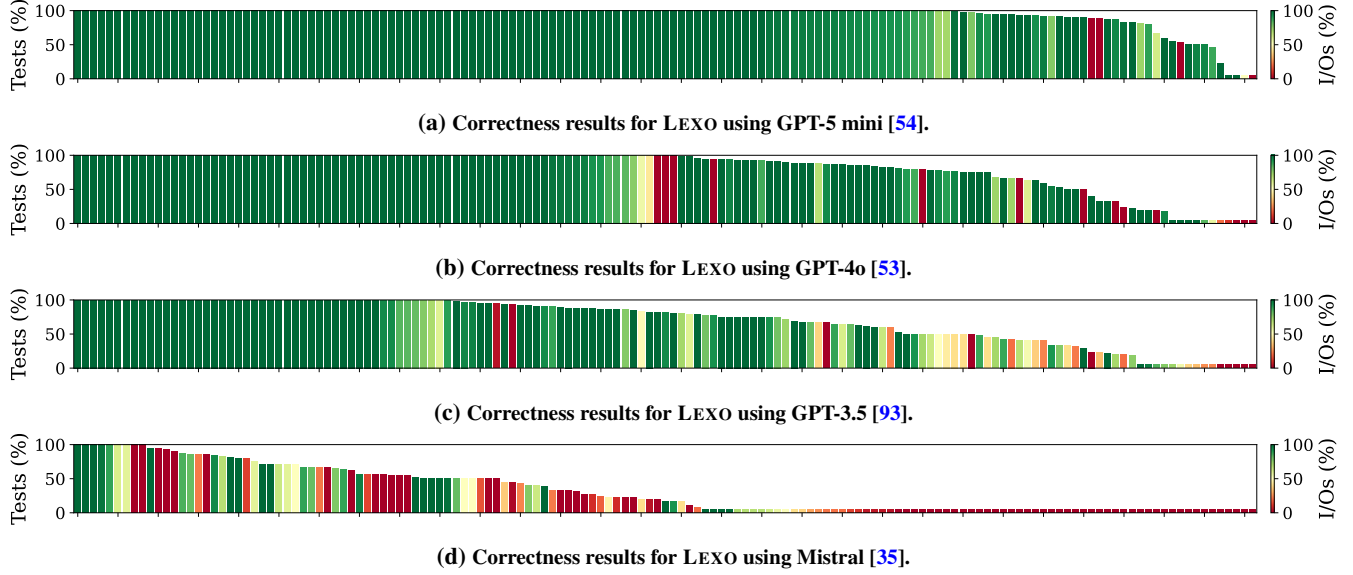


Fig. 3: Regeneration correctness results across models. Displaying the results of applying LEXO on 147 libraries from open source component ecosystems. Each bar represents a different component regenerated by LEXO. The y-axis represents the percentage of developer-provided tests successfully passed by the regenerated libraries. Shading represents the percentage of input-output pairs that the regenerated component passes. LEXO automatically reports inability to regenerate when correctness is below 100%. The same set of libraries is present in all three plots in descending order of correctness.

the component from the input-output pairs.

9.1 Security

To answer **Q1**, we collected ten libraries from publicized supply-chain security incidents [6, 94], the Backstabber’s Knife Collection (BKC) [52], and hand-crafted examples designed to by pass an LLM’s ability to detect malicious code. To confirm that LEXO successfully eliminates each attack we manually inspected the regenerated libraries to ensure that LEXO produces a secure and vulnerability-free implementation, without introducing new vulnerabilities. The following paragraphs present the results of applying LEXO to eliminate malicious or vulnerable code.

Event-Stream: The `event-stream` incident [6] is a supply-chain attack that introduced a malicious dependency into the `event-stream` component. The setup for the `event-stream` component includes the original component [78] and a re-implementation of the malicious `flatMap-stream` dependency [32]. The incident is discussed extensively in §2. LEXO successfully regenerates `flatMap-stream`, removing the activation conditions checks and the payloads themselves.

CTX: The `ctx` PyPi component implements a Python dictionary wrapper that allows items to be read using attribute access notation. The component’s v0.2.6 release extended the exported `class` with a method called `sendRequest`, that sends all environment variables to a remote server [68]. LEXO successfully regenerates each method in the component, and turns the `sendRequest` method into a no-op, removing the exfiltration behavior.

Strong-password: The `strong-password` component is a Ruby library that performs password strength analysis. On the component’s v0.0.7 release, a malicious snippet was introduced that defines a self-executing method that executes a script fetched from a remote server [48]. The attack only activates when it detects that it is running in a production server using the Ruby on Rails framework. Applying LEXO on the malicious function discards the malicious behavior, regenerating it as a function returning `nil`.

Passgen: Similar to `strong-password`, the `passgen` library is a Ruby component that generates random passwords based on a set of rules. On the component’s v1.0.3 release, an almost identical malicious snippet to the one in `strong-password` was introduced [52]. Applying LEXO on the exported functions inside the `probabilities.rb` file results in an implementation that correctly exports the probability matrix used to generate passwords and turns the malicious method into a method that returns `nil`.

Left-Pad: The `left-pad` incident [16] occurred when a popular JavaScript library, used by multiple projects such as React and Babel, was unpublished, affecting production environments such as LinkedIn and Facebook. LEXO is applied to the component built by npm in response to the incident. LEXO successfully regenerates the component, which when used as a drop-in replacement passes all developer-provided test cases, with a performance overhead of 1.1%.

String-Compare: The `string-compare` attack involves the coexistence of two versions of a single component within the same codebase [24]. One version is harmless and is used in

Tab. 2: Summary of correctness and performance results from applying LEXO on open source libraries. Each row presents the library’s name; target domain (\mathcal{D})—(A)rrays, (S)trings, (F)unctions, (O)bjects, (C)ollections, (H)as, (I)s, and (M)ath; source language (\mathcal{L}); number of weekly downloads and number of dependent packages; performance of the input-output pair generation phase across runtime (t_{gen}), number of revisions (R_i), number of generated input-output pairs (P), and code coverage (Covg); and performance of the regeneration phase across runtime (t_{synth}), number of revisions (R_s), number of input-output pairs correctly implemented (Correct _{i}), number of developer tests passed (Correct _{d}), and performance overhead (Perf/nce) compared to the original implementation. For these results, LEXO uses GPT-5 mini as the back-end LLM.

Name	Library		Popularity		I/O Pair Generation				Program Synthesis				
	\mathcal{D}	\mathcal{L}	Weekly	Deps	t_{gen} (s)	R_i	P	Covg	t_{synth} (s)	R_s	Correct _{i}	Correct _{d}	Perf/nce
arr-diff	A	JS	18.31M	9.9K	266	1	24	100%	957	1	24/24	8/8	< 0.1%
is-number	I	JS	108.24M	0.16M	302	1	40	100%	374	1	40/40	111/111	2.4%
has-proto	H	JS	48.06M	2.8K	412	1	29	100%	367	1	29/29	2/2	< 0.1%
primality	M	PY	13	–	314	512	3	100%	2338	20	20/20	9/9	3%
split-on-first	S	JS	9.35M	0.79M	499	1	35	100%	1273	1	35/35	7/7	3.2%
just-filter-object	O	JS	9.9K	0.35M	649	1	15	100%	711	2	15/15	3/3	1.1%
is-odd	M	JS	542.3K	1.8K	1205	1	32	100%	985	1	32/32	3/3	3.6%
concat-map	C	JS	80.41M	43.3K	1264	3	34	100%	1585	2	34/34	5/5	< 0.1%
array-ify	A	JS	8.88M	158	303	1	25	100%	987	2	25/25	6/6	3.4%
fast_blank	S	RB	106,001	20	310	1	12	100%	432	1	12/12	4/4	< 0.1%
is-object	I	JS	4.01M	0.28M	359	1	33	100%	1309	2	33/33	9/9	< 0.1%
replace-ext	S	JS	7.96M	9.4K	545	1	36	100%	832	2	36/36	8/8	< 0.1%
just-pick	O	JS	30.9K	9.1K	650	1	20	100%	917	2	20/20	6/6	< 0.1%
is-even	M	JS	161.6K	38.2K	721	1	41	94%	1237	1	41/41	4/4	2.9%
character-count	S	C++	2	–	1254	1	9	100%	2338	1	9/9	5/5	4.3%
... 135 more components													
Min			1	4	265	1	0	4%	171	1	0%	0%	< 0.1%
Max			108.24M	1.47M	2225	3	100	100%	2338	3	100%	100%	16.9%
Avg			9.56M	0.19M	826	1	32	93%	1051	1	94%	93%	< 0.1%

a sorting function. The other version, used as a dependency of an authentication module, exhibits malicious behavior when it receives the specific authentication string `gbbWhaRQ`, at which point it gains access to the file system of the server on which the program is operating. LEXO successfully regenerates both components, removing the malicious code from the second version.

Leetlog: The `leetlog` component provides functionality to log strings to the console in a variety of different colors. The component contains an actively malicious snippet that appends a predefined SSH key to the authorized keys to a target user of the system [27]. LEXO successfully regenerates the component, eliminating the malicious code.

Synthetic pad: The `pad` component is a string padding function that contains a Remote Code Execution (RCE) vulnerability. The component, apart from its benign functionality, contains a section that fetches a code snippet from a remote server and executes it by converting the fetched code into a JavaScript function object and calling it. LEXO successfully regenerates the component and removes the vulnerability, synthesizing only the padding functionality, as the fetching of the URL constitutes side-effectful behavior.

Synthetic left-pad: The `synthetic-left-pad` component is a modified version of the `left-pad` component [94]. The component performs its intended functionality as expected, except for an attack that activates if the `PRODUCTION` environment variable is set to `true`. In that case, the component

accesses the file system, reading a file specified by the input and logging its contents to the console. The component includes checks for known JavaScript vulnerabilities, such as path traversal, and ostensibly follows best practices by using try-catch blocks and throwing errors when it deems the input to be unsafe. LEXO successfully regenerates component’s padding functionality without the malicious filesystem access.

Benign components: LEXO is also applied to 147 benign components that feature no known vulnerabilities or malicious behavior. After manually inspecting each regenerated component and applying the `mir-sa` static analysis tool to extract sensitive API calls, we find that LEXO does not introduce new vulnerabilities or malicious behavior, even in cases where it does not reach 100% correctness.

9.2 Correctness

For **Q2**, we apply LEXO on a collection of 147 benign components spanning 7 different domains (`array`, `collection`, `is`, `math`, `object`, `string`, `function`) from the `npm`, `PyPi`, and `RubyGems` ecosystems. We also include native modules written in C and C++, loaded into Node.js via `require`. To confirm correctness of the regenerated components, we (1) use developer-provided test-cases and (2) manually inspect the regenerated component’s source code.

We compared LEXO’s performance across four models of varying sizes and capabilities over the 147 components:

Mistral 7B (7B parameters) [35], GPT-3.5 (175B parameters) [93], GPT-4o (1T+ parameters) [53], and GPT-5 mini (1T+ parameters) [54].

Results show that with Mistral, LEXO exhibits the weakest performance: 3 of the 147 regenerated components passed both input-output pairs and developer tests, 15 passed input-output pairs but not developer tests, and the rest did not pass input-output pairs. With GPT-3.5, 35 passed both input-output pairs and developer tests, 14 passed input-output pairs but not developer tests, and the rest did not pass input-output pairs. With GPT-4o, 59 passed both input-output pairs and developer tests, 43 passed input-output pairs but not developer tests, and the rest did not pass input-output pairs. With GPT-5 mini, 86 passed both input-output pairs and developer tests, 18 passed input-output pairs but not developer tests, and the rest did not pass input-output pairs. Manual inspection indicates that, for all LLMs, all versions that passed both input-output pairs and developer tests correctly implement the intended component functionality. None of the generated versions, whether correct or not, contained malicious code.

An examination of the synthesized programs reveals additional information. LEXO-generated code often lacks the optimizations commonly implemented by developers, such as early exits or caching. For instance, `left-pad` pre-computes padding for strings below a certain length and returns it directly. In contrast, LEXO tends to produce straightforward implementations without attempting similar optimizations. LEXO also omits domain-specific knowledge. For example, in the `is` family, LEXO-generated code frequently fails to account for all edge cases and often misses JavaScript-specific patterns, such as checking an object’s string representation to decide if an object is circular, as in the `is-circular` components. Reflecting current LLM capabilities, LEXO exhibits weak performance on components that involve complex string transformations or perform non-trivial math. In addition, LEXO shows weak performance in higher-order functions (e.g., `just-curry`, which implements function currying). In these cases, the input generation module, while attempting to generate diverse inputs, results in input-output examples that use a variety of functions and thus are difficult for the program synthesis module to generalize from.

9.3 Performance

For **Q3**, we evaluate the performance of LEXO using GPT-5 mini across the 147 components in the evaluation set. We measure how long it takes to regenerate a component and the performance overhead of each regenerated component. We report the wall-clock time difference between the start and end of the regeneration process, split between the input-output pair generation and regeneration phases. Additionally, to assess the performance overhead of the regenerated code compared to the original implementations, we run the test suite of each component using both versions. We repeat each performance experiment 100 times and report averages.

LEXO takes an average of 1877s, taking a minimum of 676.54s on the `is-number` component and a maximum of 3858s on the `is-map` component to fully regenerate them, with 826s on average spent on the generation of input/output pairs and 1051s on program synthesis. LEXO is able to regenerate components with mostly negligible performance overhead, as it directly synthesizes code in the target language. The system incurs an average performance overhead of less than 0.1% for the regenerated components, with a maximum overhead of 16.9% on the `array-partition` component. On 41 instances, the regenerated component outperforms the original implementation.

9.4 Lexo vs. Harp (Program Synthesis)

Harp [79] is a domain-specific program inference and regeneration system targeting components that perform string transformations. Harp works with components whose behavior conforms to programs in a domain-specific language designed to support both (1) a domain-specific program inference algorithm and (2) a regeneration algorithm.

For **Q5**, we include Harp’s full benchmark set of components [79] and compare LEXO’s performance and compatibility with Harp’s domain-specific program inference and regeneration techniques. Applied to the 17 components from the Harp benchmark set [79], Harp’s domain-specific synthesis engine and accompanying DSL outperforms LEXO. LEXO is able to correctly regenerate 5/17 components, while Harp regenerates 14/17. We note that regular expression generation is a domain that is particularly challenging for LEXO.

In comparison with Harp, LEXO can automatically regenerate components across a broader range of domains while maintaining high levels of correctness. For instance, Harp is limited to regenerating components with string or stream processing components, such as `left-pad` and `trim`. LEXO, on the other hand, is constrained only by the expressiveness of the input-output pairs used to describe the component’s functionality and the LLM regeneration capability.

9.5 Lexo vs. GPT-5 Mini (LLMs)

For **Q4**, we provide the source code of the same malicious components to GPT-5 mini with a prompt that instructs the model to generate a functionally equivalent software component, with any malicious code removed (§B). We evaluate the security and functionality of the produced code in an identical manner as LEXO’s regeneration.

For components with simple functionality like `left-pad`, `trim`, and `string-compare`, GPT-5 mini generates a functionally equivalent version of the components, essentially by copying the legitimate code and discarding the malicious code. In these cases, the generated code passes the developer-provided tests and is free of vulnerabilities, making this approach a viable alternative to LEXO for these components.

In the case of the `pad` supply-chain attack (§9.1), the malicious code snippet fetches unknown source code from a URL. The LLM understands the call to `fetch` as benign, as it is a common operation and there is no context to suggest that the fetched code is malicious. Similarly, if the vulnerability exists in a compiled module that is included using `require`, with only the component interface implemented in JavaScript, as in the native addon vulnerabilities, an LLM cannot “see” any vulnerabilities in the compiled artifact and may simply copy the original code, failing to provide a secure version of the component. In both of these cases, LEXO interacts with the component in a black-box manner, generates a set of input-output pairs that adequately exercise the component’s functionality, and uses these pairs to regenerate a new version of the component. For `pad`, the regenerated component includes only the padding functionality, as fetching code from a URL is not representable by input-output pairs.

Prompt-based adversarial attack: Prompt-based adversarial attacks [90] can also be used to trick an LLM into classifying malicious code as benign and failing to remove it. We employ this technique on `synthetic-left-pad` and `leetlog`. The attack involves an adversary (1) creating a component with an actively malicious snippet, (2) providing the library source code to an LLM, (3) prompting the LLM to “improve” the code using “best practices”, including error handling and safety checks while not modifying any of the malicious behavior, and (4) repeating the process until the LLM no longer recognizes the malicious code as such. In our setup, we use Mixtral [35] to generate the adversarial examples, providing it with the source code of the malicious components and a prompt that instructs the model to improve the code, adding error handling and safety checks.

In the case of `synthetic-left-pad`, Mixtral adds try-catch blocks around the malicious code that reads the contents of a file in the host file system and logs it to the console. GPT-5 mini not only fails to recognize the vulnerabilities and malicious snippets in these libraries, but also does not remove them when prompted. LEXO synthesizes a secure, vulnerability-free version of the component by first generating a set of inputs to test the component’s padding functionality. Based on the resulting input-output pairs, it synthesizes a new version of the component that includes only the padding functionality. Filesystem access is excluded, as it is not exercised during the input-output generation (the attack only activates if the `PRODUCTION` environment variable is set to true), and is unrepresentable in the input-output format.

9.6 Ablation Study

We measure the effect of different features of the LEXO implementation by eliminating the feature and measuring the resulting ability of LEXO to produce regenerations that pass both (1) the generated input-output pairs from the full LEXO implementation and (2) the test suite for the component. With

full LEXO, 86 of 147 components pass both. Removing intermediate natural language algorithm generation (going directly from the input-output pairs to the final implementation), 62 of 147 components pass both. Removing library names, 86 of 147 pass both. Removing input-output pairs, 27 of the 147 pass both. These results highlight the importance of capturing legitimate component behavior via input-output pairs to enable successful component regeneration.

10 Related Work

Existing techniques for supply-chain security are not directly comparable to LEXO, as they often focus on detecting security vulnerabilities, rather than removing them, or are limited to narrow domains or types of attacks.

LLMs for security: Researchers have developed techniques that use LLMs to detect (and potentially eliminate) malicious code [3, 4, 49, 58, 88, 92]. These techniques can fail, for example, when the malicious code has been constructed to successfully appear as legitimate or when an LLM has made the code appear to be legitimate (§9.5). LEXO differs in that it uses input-output pairs to capture observable client-facing behavior, then uses these pairs to regenerate a completely new version. Instead of attempting to recognize and/or remove malicious code, LEXO discards all of the original code, including any malicious code.

LLMs for test-case generation: Test generation using LLMs involves prompting an LLM to create unit tests for a software component [26, 64, 66], with some of this research generating tests to uncover software security vulnerabilities [95]. LEXO differs in that the generated input-output pairs are meant to capture the observable client-facing behavior of the component, rather than uncovering vulnerabilities or testing functionality—LEXO’s input-output format is constrained and includes only specific language primitives, avoiding the risk of encoding side-effectful malicious behaviors.

Component isolation: Component isolation involves securing individual components through sandboxing, interposition, wrapping, and access checks [2, 38, 43, 46, 47, 62, 67]. LEXO instead replaces the original component with a regenerated component that exhibits the same client-facing functionality. It does not use sandboxing or wrapping to enforce security policies on the regenerated component and thus has no runtime overhead during the production execution of a component. LEXO’s sandboxing is used during inference when LEXO interacts with a potentially malicious component.

Program synthesis: Program synthesis, programming by example, and component-based synthesis [5, 22, 23, 25, 29, 30, 34, 44, 57, 59, 70, 71, 91] are methods for automatically generating programs, either from high-level specifications, example inputs and outputs, or reusable components, respectively. Techniques include constraint solving, refinement types, and interactive feedback. LEXO differs from these approaches

in that (1) it uses an LLM to generate the input-output pairs (instead of working with a given set of input-output examples), (2) the regeneration leverages an LLM instead of a domain-specific program synthesis algorithm, and (3) programs produced during the regeneration phase do not have to conform to a domain-specific language (DSL). Eliminating these constraints allows LEXO’s inference and regeneration to scale *across* domains. Program synthesis, in contrast, targets specific domains (*e.g.*, string transforms, stream processing, array calculations, math operations) and requires both domain and programming language expertise to design and implement a domain-specific language for each targeted domain.

Program inference and regeneration: Program inference and regeneration uses active learning applied to an existing implementation to infer a model of component (the model is a program in a domain specific language that captures computations in a targeted domain), then uses the model to regenerate a new implementation of the component [69, 79]. The technique has been applied for software rejuvenation [69] and eliminating security vulnerabilities/malicious code [79]. This previous research targets specific domains as reflected in the need to design a domain specific language that (1) captures the target domain while (2) enabling the development of an active learning algorithm that can successfully infer computations within the domain. Our research, in contrast, uses LLMs to obtain input-output pairs that capture client-facing observable behavior and LLMs to regenerate the new implementation. This approach dramatically reduces the required programming language expertise and engineering effort and (by eliminating the need to focus on a specific domain) dramatically increases the scope of the system.

Software de-bloating: Software de-bloating [7, 9, 10, 39] is a technique that removes unused or unnecessary code from software components. This is typically achieved by analyzing their execution under controlled environments or performing reachability analysis to identify and eliminate code that is not invoked or required for the observed functionality. LEXO differs in that (1) it does not remove specific code segments, but rather regenerates the entire component from scratch and (2) LEXO eliminates malicious code (including code that may execute during inference) as long as this code does not affect the observable behavior of the target component (as opposed to eliminating unused or unnecessary code).

Vulnerability detection: Static and dynamic analysis (and their combination) [11, 17, 20, 31, 33, 40, 42, 45, 56, 65, 76, 80, 81, 83, 89] attempt to detect vulnerabilities present in a given software artifact or infer information about the behavior of a program to enforce it at runtime. Instead of attempting to infer malicious or benign behavior, LEXO completely regenerates a component into a vulnerability-free version with equivalent behavior in regards to its client-observable functionality.

11 Discussion & Limitations

Operation Granularity: The current version of LEXO operates at the function level within individual components, regenerating pure functions that they expose. LEXO is able to detect if a component falls outside this scope during regeneration, at which point it will halt and produce an error message. The component’s client-visible behavior should be representable by LEXO’s intermediate input-output pair format. LEXO focuses on regenerating components that perform arbitrary computations and (given current LLM capabilities) are typically around or below 150 lines of code. The current LEXO prototype has been implemented to regenerate components written in JavaScript, Python, Ruby, or wrapped as a native NodeJS module and implemented in any language.

Attacks on return values: Consistent with its threat model (§3), LEXO does not protect against malicious code that changes the results that components return to the client (unless the malicious code is activated only under specific conditions that do not hold during LEXO inference and regeneration). In this scenario, the malicious behavior will be modeled in the generated input-output pairs and regenerated in the new component.

Concealing benign behaviors: If a component’s source is modified to conceal or affect its legitimate behavior, then LEXO’s input-output pairs may not fully capture the intended behavior of the component—resulting in incorrect code generation that fails developer tests. In this case, LEXO will issue an error, indicating inability to regenerate the component.

Extending LEXO to more languages: Extending LEXO to target a new language requires adding (1) new, slightly modified, prompts to instruct the LLM back-end to generate code in the target language, (2) an appropriate code-coverage subsystem analyzing and reporting component coverage for the target language, (3) serialization and deserialization support for the input-output pairs in the target language. In our experience, all three can be implemented in about an afternoon for popular languages that offer code-coverage and serialization functionality either built-in or via third-party components.

12 Conclusion

Supply-chain attacks on software repositories are an escalating concern in today’s digital landscape. This work presents LEXO, a novel system that automatically learns and regenerates potentially malicious components into safe versions with no malicious code. A critical aspect of LEXO is its use of input-output pairs to model component behavior, a design choice that severs any connection between the original, potentially malicious, code and the regenerated code. Our results highlight the effectiveness of LEXO in learning, modeling, and regenerating fully functional components from a range of domains. As such, LEXO provides a promising new direction for eliminating software supply chain vulnerabilities.

Acknowledgements

This work is supported by the National Science Foundation (NSF) through award CNS-2247687, the Defense Advanced Research Projects Agency (DARPA), through contract HR001120C0191, a Brown Computer Science Faculty Innovators Fund, and a Google ML-and-Systems Junior Faculty Award. Any opinions, findings, conclusions, or recommendations expressed herein are those of the authors and do not necessarily reflect the views of NSF or DARPA.

References

- [1] strace - trace system calls and signals. <https://man7.org/linux/man-pages/man1/strace.1.html>, 2025. Accessed: 2025-10-22.
- [2] Pieter Agten, Steven Van Acker, Yoran Brondsema, Phu H. Phung, Lieven Desmet, and Frank Piessens. JSand: Complete Client-side Sandboxing of Third-party JavaScript Without Browser Modifications. In *Proceedings of the 28th Annual Computer Security Applications Conference, ACSAC '12*, pages 1–10, New York, NY, USA, 2012. ACM.
- [3] Vishwanath Akuthota, Raghunandan Kasula, Sabiha Tasnim Sumona, Masud Mohiuddin, Md Tanzim Reza, and Md Mizanur Rahman. Vulnerability Detection and Monitoring Using LLM. In *2023 IEEE 9th International Women in Engineering (WIE) Conference on Electrical and Computer Engineering (WIECON-ECE)*, pages 309–314. IEEE, 2023.
- [4] Jamal Al-Karaki, Muhammad Al-Zafar Khan, and Marwan Omar. Exploring LLMs for Malware Detection: Review, Framework Design, and Countermeasure Approaches, 2024.
- [5] Rajeev Alur, Rastislav Bodik, Garvit Juniwal, Milo MK Martin, Mukund Raghothaman, Sanjit A Seshia, Rishabh Singh, Armando Solar-Lezama, Emina Torlak, and Abhishek Udupa. Syntax-guided synthesis. In *2013 Formal Methods in Computer-Aided Design*, pages 1–8. IEEE, 2013.
- [6] Iosif Arvanitis, Grigoris Ntousakis, Sotiris Ioannidis, and Nikos Vasilakis. A Systematic Analysis of the Event-Stream Incident. In *15th European Workshop on Systems Security, EuroSec '22*, New York, NY, USA, 2022. Association for Computing Machinery.
- [7] Babak Amin Azad, Pierre Laperdrix, and Nick Nikiforakis. Less is more: quantifying the security benefits of debloating web applications. In *28th {USENIX} Security Symposium ({USENIX} Security 19)*, pages 1697–1714, 2019.
- [8] BITPAY INC. Copay. <https://github.com/bitpay/copay/>, 2015. Accessed: 2021-09-09.
- [9] Michael D. Brown, Adam Meily, Brian Fairservice, Akshay Sood, Jonathan Dorn, Eric Kilmer, and Ronald Eytchison. A Broad Comparative Evaluation of Software Debloating Tools, 2024.
- [10] Michael D. Brown and Santosh Pande. CARVE: Practical Security-Focused Software Debloating Using Simple Feature Set Mappings. In *Proceedings of the 3rd ACM Workshop on Forming an Ecosystem Around Software Transformation, CCS '19*. ACM, November 2019.
- [11] Stefano Calzavara, Michele Bugliesi, Silvia Crafa, and Enrico Steffnlongo. Fine-grained detection of privilege escalation attacks on browser extensions. In *Programming Languages and Systems: 24th European Symposium on Programming, ESOP 2015, Held as Part of the European Joint Conferences on Theory and Practice of Software, ETAPS 2015, London, UK, April 11-18, 2015, Proceedings 24*, pages 510–534. Springer, 2015.
- [12] José P. Cambronero, Thurston H. Y. Dang, Nikos Vasilakis, Jiasi Shen, Jerry Wu, and Martin C. Rinard. Active Learning for Software Engineering. In *Proceedings of the 2019 ACM SIGPLAN International Symposium on New Ideas, New Paradigms, and Reflections on Programming and Software, Onward! 2019*, page 62–78, New York, NY, USA, 2019. Association for Computing Machinery.
- [13] Kevin Chen, Warren He, Devdatta Akhawe, Vijay D 'Silva, Prateek Mittal, and Dawn Song. ASPIRE: Iterative Specification Synthesis for Security. In *15th Workshop on Hot Topics in Operating Systems (HotOS XV)*, Kartause Ittingen, Switzerland, May 2015. USENIX Association.
- [14] Xinyun Chen, Chang Liu, and Dawn Song. Towards Synthesizing Complex Programs from Input-Output Examples, 2018.
- [15] Cloudflare. SolarWinds Orion Compromise Trend Data, 2023. Accessed: 2024-10-30.
- [16] Keith Collins. How one programmer broke the internet by deleting a tiny piece of code, 2016.
- [17] Andreas Dewald, Thorsten Holz, and Felix C Freiling. AD-Sandbox: Sandboxing JavaScript to fight malicious websites. In *proceedings of the 2010 ACM Symposium on Applied Computing*, pages 1859–1864, 2010.
- [18] Cybersecurity Dive. Supply Chain Attack on 3CX Desktop Software Impacts Thousands, 2024. Accessed: 2024-11-05.
- [19] Dominic Tarr. Event-Stream. <https://www.npmjs.com/package/event-stream>, 2011. Accessed: 2021-09-09.
- [20] Aurore Fass, Michael Backes, and Ben Stock. Jstap: a static pre-filter for malicious javascript detection. In *Proceedings of the 35th Annual Computer Security Applications Conference*, pages 257–269, 2019.
- [21] Guhao Feng, Bohang Zhang, Yuntian Gu, Haotian Ye, Di He, and Liwei Wang. Towards revealing the mystery behind chain of thought: a theoretical perspective. *Advances in Neural Information Processing Systems*, 36, 2024.
- [22] Yu Feng, Ruben Martins, Yuepeng Wang, Isil Dillig, and Thomas W Reps. Component-based synthesis for complex APIs. In *Proceedings of the 44th ACM SIGPLAN Symposium on Principles of Programming Languages*, pages 599–612, 2017.
- [23] John K Feser, Swarat Chaudhuri, and Isil Dillig. Synthesizing data structure transformations from input-output examples. In *ACM SIGPLAN Notices*, volume 50, pages 229–239. ACM, 2015.
- [24] David Foy. The Frightening State of Security Around npm Package Management. <https://naildrivin5.com/blog/2019/07/10/the-frightening-state-security-around-npm-package-management.html>, July 2019.

- [25] Joel Galenson, Philip Reames, Rastislav Bodik, Björn Hartmann, and Koushik Sen. Codehint: Dynamic and interactive synthesis of code snippets. In *Proceedings of the 36th International Conference on Software Engineering*, pages 653–663, 2014.
- [26] GitHub. About GitHub Copilot Chat in your IDE, 2023. Accessed: 2024-06-22.
- [27] GitHub. GHSA-gfm8-g3vm-53jh: Cross-Site Scripting in SimpleMDE. <https://github.com/advisories/GHSA-gfm8-g3vm-53jh>, 2023. Accessed: 2023-10-31.
- [28] Andy Greenberg. A Mysterious Hacker Group Is On a Supply Chain Hijacking Spree. *Wired*, May 2019. Accessed: 2023-10-20.
- [29] Sumit Gulwani. Automating string processing in spreadsheets using input-output examples. In *ACM Sigplan Notices*, volume 46, pages 317–330. ACM, 2011.
- [30] Shivam Handa and Martin C. Rinard. Inductive program synthesis over noisy data. *Proceedings of the 28th ACM Joint Meeting on European Software Engineering Conference and Symposium on the Foundations of Software Engineering*, Nov 2020.
- [31] Xunchao Hu, Yao Cheng, Yue Duan, Andrew Henderson, and Heng Yin. Jsforce: A forced execution engine for malicious javascript detection. In *Security and Privacy in Communication Networks: 13th International Conference, SecureComm 2017, Niagara Falls, ON, Canada, October 22–25, 2017, Proceedings 13*, pages 704–720. Springer, 2018.
- [32] hugeglass. flatmap-stream. <https://github.com/hugeglass/flatmap-stream>, 2024. Accessed: 2024-06-19.
- [33] Konrad Jamrozik, Philipp von Styp-Rekowsky, and Andreas Zeller. Mining sandboxes. In Laura K. Dillon, Willem Visser, and Laurie A. Williams, editors, *Proceedings of the 38th International Conference on Software Engineering, ICSE 2016, Austin, TX, USA, May 14–22, 2016*, pages 37–48. ACM, 2016.
- [34] Susmit Jha, Sumit Gulwani, Sanjit A Seshia, and Ashish Tiwari. Oracle-guided component-based program synthesis. In *Proceedings of the 32nd ACM/IEEE International Conference on Software Engineering-Volume 1*, pages 215–224, 2010.
- [35] Albert Q. Jiang, Alexandre Sablayrolles, Arthur Mensch, Chris Bamford, Devendra Singh Chaplot, Diego de las Casas, Florian Bressand, Gianna Lengyel, Guillaume Lample, Lucile Saulnier, L  lio Renard Lavaud, Marie-Anne Lachaux, Pierre Stock, Teven Le Scao, Thibaut Lavril, Thomas Wang, Timoth  e Lacroix, and William El Sayed. Mistral 7B, 2023.
- [36] Omar Khattab, Arnav Singhvi, Paridhi Maheshwari, Zhiyuan Zhang, Keshav Santhanam, Sri Vardhamanan, Saiful Haq, Ashutosh Sharma, Thomas T. Joshi, Hanna Moazam, Heather Miller, Matei Zaharia, and Christopher Potts. DSPy: Compiling Declarative Language Model Calls into Self-Improving Pipelines. *arXiv preprint arXiv:2310.03714*, 2023.
- [37] Tushar Khot, Harsh Trivedi, Matthew Finlayson, Yao Fu, Kyle Richardson, Peter Clark, and Ashish Sabharwal. Decomposed Prompting: A Modular Approach for Solving Complex Tasks. In *The Eleventh International Conference on Learning Representations*, 2023.
- [38] Yoonseok Ko, Tamara Rezk, and Manuel Serrano. SecureJS Compiler: Portable Memory Isolation in JavaScript. In *SAC 2021-The 36th ACM/SIGAPP Symposium On Applied Computing*, 2021.
- [39] Igibek Koishybayev and Alexandros Kapravelos. Mininode: Reducing the Attack Surface of Node.js Applications. In *23rd International Symposium on Research in Attacks, Intrusions and Defenses ({RAID} 2020)*, 2020.
- [40] Larry Koved, Marco Pistoia, and Aaron Kershenbaum. Access rights analysis for Java. In Mamdouh Ibrahim and Satoshi Matsuoka, editors, *Proceedings of the 2002 ACM SIGPLAN Conference on Object-Oriented Programming Systems, Languages and Applications, OOPSLA 2002, Seattle, Washington, USA, November 4–8, 2002*, pages 359–372. ACM, 2002.
- [41] Jia Li, Ge Li, Yongmin Li, and Zhi Jin. Structured chain-of-thought prompting for code generation. *ACM Transactions on Software Engineering and Methodology*, 2023.
- [42] Sergio Maffei and Ankur Taly. Language-based isolation of untrusted Javascript. In *2009 22nd IEEE Computer Security Foundations Symposium*, pages 77–91. IEEE, 2009.
- [43] Jonas Magazinius, Daniel Hedin, and Andrei Sabelfeld. Architectures for inlining security monitors in web applications. In *International Symposium on Engineering Secure Software and Systems*, pages 141–160. Springer, 2014.
- [44] David Mandelin, Lin Xu, Rastislav Bodik, and Doug Kimelman. Jungloid mining: helping to navigate the API jungle. *ACM Sigplan Notices*, 40(6):48–61, 2005.
- [45] Jian Mao, Jingdong Bian, Guangdong Bai, Ruilong Wang, Yue Chen, Yinhao Xiao, and Zhenkai Liang. Detecting malicious behaviors in javascript applications. *Ieee Access*, 6:12284–12294, 2018.
- [46] Leo A Meyerovich and Benjamin Livshits. ConScript: Specifying and enforcing fine-grained security policies for Javascript in the browser. In *2010 IEEE Symposium on Security and Privacy*, pages 481–496. IEEE, 2010.
- [47] Marius Musch, Marius Steffens, Sebastian Roth, Ben Stock, and Martin Johns. ScriptProtect: mitigating unsafe third-party javascript practices. In *Proceedings of the 2019 ACM Asia Conference on Computer and Communications Security*, pages 391–402, 2019.
- [48] National Vulnerability Database (NVD). CVE-2019-13354 Detail: The strong_password gem 0.0.7 for Ruby... included a code-execution backdoor inserted by a third party. <https://nvd.nist.gov/vuln/detail/CVE-2019-13354>, July 2019. Accessed: 2025-12-06.
- [49] David Noever. Can Large Language Models Find And Fix Vulnerable Software?, 2023.
- [50] npm, Inc. Details about the event-stream incident. <https://blog.npmjs.org/post/180565383195/details-about-the-event-stream-incident>, 2018. Accessed: 2018-12-18.
- [51] Maxwell Nye, Anders Johan Andreassen, Guy Gur-Ari, Henryk Michalewski, Jacob Austin, David Bieber, David Dohan, Aitor Lewkowycz, Maarten Bosma, David Luan, Charles Sutton, and Augustus Odena. Show Your Work: Scratchpads for Intermediate Computation with Language Models, 2021.

- [52] Marc Ohm, Henrik Plate, Arnold Sykosch, and Michael Meier. Backstabber’s Knife Collection: A Review of Open Source Software Supply Chain Attacks. In *International Conference on Detection of Intrusions and Malware , and Vulnerability Assessment*. Springer, 2020.
- [53] OpenAI. GPT-4o system card, 2024.
- [54] OpenAI. GPT-5 system card, 2025.
- [55] Kanghee Park, Jiayu Wang, Taylor Berg-Kirkpatrick, Nadia Polikarpova, and Loris D’Antoni. Grammar-Aligned Decoding, 2024.
- [56] Phu H Phung, Allen Varghese, Bojue Wang, Yu Zhao, and Chong Yu. JSMBBox—A Runtime Monitoring Framework for Analyzing and Classifying Malicious JavaScript. In *International Conference on Software Engineering and Data Engineering*, pages 100–122. Springer, 2024.
- [57] Nadia Polikarpova, Ivan Kuraj, and Armando Solar-Lezama. Program synthesis from polymorphic refinement types. *ACM SIGPLAN Notices*, 51(6):522–538, 2016.
- [58] Moumita Das Purba, Arpita Ghosh, Benjamin J. Radford, and Bill Chu. Software Vulnerability Detection using Large Language Models. In *2023 IEEE 34th International Symposium on Software Reliability Engineering Workshops (ISSREW)*, pages 112–119, 2023.
- [59] Mohammad Raza and Sumit Gulwani. Disjunctive Program Synthesis: A Robust Approach to Programming by Example. In *Thirty-Second AAAI Conference on Artificial Intelligence*, 2018.
- [60] Pranab Sahoo, Ayush Kumar Singh, Sriparna Saha, Vinija Jain, Samrat Mondal, and Aman Chadha. A Systematic Survey of Prompt Engineering in Large Language Models: Techniques and Applications. Feb 2024.
- [61] Sansec. Polyfill Supply Chain Attack, 2023. Accessed: 2024-10-30.
- [62] José Fragoso Santos and Tamara Rezk. An information flow monitor-inlining compiler for securing a core of javascript. In *IFIP International Information Security Conference*, pages 278–292. Springer, 2014.
- [63] Abulhair Saparov and He He. Language models are greedy reasoners: A systematic formal analysis of chain-of-thought. *arXiv preprint arXiv:2210.01240*, 2022.
- [64] Arkadii Sapozhnikov, Mitchell Olsthoorn, Annibale Panichella, Vladimir Kovalenko, and Pouria Derakhshanfar. TestSpark: IntelliJ IDEA’s Ultimate Test Generation Companion, 2024.
- [65] Kristof Schütt, Marius Kloft, Alexander Bikadorov, and Konrad Rieck. Early detection of malicious behavior in javascript code. In *Proceedings of the 5th ACM Workshop on Security and Artificial Intelligence*, pages 15–24, 2012.
- [66] Max Schäfer, Sarah Nadi, Aryaz Eghbali, and Frank Tip. An Empirical Evaluation of Using Large Language Models for Automated Unit Test Generation, 2023.
- [67] R. Sekar, V.N. Venkatakrishnan, Samik Basu, Sandeep Bhatkar, and Daniel C. DuVarney. Model-Carrying Code: A Practical Approach for Safe Execution of Untrusted Applications. In *Proceedings of the Twenty-Fourth ACM Symposium on Operating Systems Principles, SOSP ’03*, pages 15–28, New York, NY, USA, 2003. Association for Computing Machinery.
- [68] Ax Sharma. PyPI Package ‘ctx’ and PHP Library ‘phpass’ Compromised to Steal Environment Variables. <https://www.sonatype.com/blog/pypi-package-ctx-compromised-are-you-at-risk>, May 2022. Accessed: 2025-12-06.
- [69] Jiasi Shen and Martin C. Rinard. Using Active Learning to Synthesize Models of Applications That Access Databases. In *Proceedings of the 40th ACM SIGPLAN Conference on Programming Language Design and Implementation, PLDI 2019*, pages 269–285, New York, NY, USA, 2019. ACM.
- [70] Kensen Shi, Jacob Steinhardt, and Percy Liang. FrAngel: component-based synthesis with control structures. *Proceedings of the ACM on Programming Languages*, 3(POPL):1–29, 2019.
- [71] Rishabh Singh. Blinkfill: Semi-supervised programming by example for syntactic string transformations. *Proceedings of the VLDB Endowment*, 9(10):816–827, 2016.
- [72] Snyk. SNYK-JS-EVENTSTREAM-72638: Malicious Package in event-stream, November 2018. Accessed: 2024-06-09.
- [73] Snyk. SNYK-JS-FLATMAPSTREAM-72637: Malicious Package in flatmap-stream, November 2018. Accessed: 2024-06-09.
- [74] Sonatype. CVE-2024-3094: The Targeted Backdoor Supply Chain Attack Against xz and liblzma, 2024. Accessed: 2024-10-30.
- [75] Ayrton Sparling et al. Event-Stream, GitHub Issue 116: I don’t know what to say. <https://github.com/dominictarr/event-stream/issues/116>, 2018. Accessed: 2018-12-18.
- [76] Jack W Stokes, Rakshit Agrawal, Geoff McDonald, and Matthew Hausknecht. Scriptnet: Neural static analysis for malicious javascript detection. In *MILCOM 2019-2019 IEEE Military Communications Conference (MILCOM)*, pages 1–8. IEEE, 2019.
- [77] Zhi Rui Tam, Cheng-Kuang Wu, Yi-Lin Tsai, Chieh-Yen Lin, Hung yi Lee, and Yun-Nung Chen. Let Me Speak Freely? A Study on the Impact of Format Restrictions on Performance of Large Language Models, 2024.
- [78] Dominic Tarr. event-stream: Commit e3163361fed01384c986b9b4c18feb1fc42b8285. <https://github.com/dominictarr/event-stream/commit/e3163361fed01384c986b9b4c18feb1fc42b8285>, 2018.
- [79] Nikos Vasilakis, Achilles Benetopoulos, Shivam Handa, Alizee Schoen, Jiasi Shen, and Martin C. Rinard. Supply-Chain Vulnerability Elimination via Active Learning and Regeneration. In *Proceedings of the 2021 ACM SIGSAC Conference on Computer and Communications Security, CCS ’21*, New York, NY, USA, 2021. Association for Computing Machinery.
- [80] Nikos Vasilakis, Grigoris Ntousakis, Veit Heller, and Martin C. Rinard. Efficient Module-Level Dynamic Analysis for Dynamic Languages with Module Recontextualization. In *ACM Joint Meeting on European Software Engineering Conference and Symposium on the Foundations of Software Engineering (ESEC/FSE)*, page 1202–1213, 2021.

- [81] Nikos Vasilakis, Cristian-Alexandru Staicu, Grigoris Ntousakis, Konstantinos Kallas, Ben Karel, André DeHon, and Michael Pradel. Preventing Dynamic Library Compromise on Node.js via RWX-Based Privilege Reduction. In *ACM Conference on Computer and Communications Security (CCS)*, pages 1821–1838, 2021.
- [82] Cybersecurity Ventures. Software Supply Chain Attacks to Cost the World \$60B in 2025, 2023. Accessed: 2024-11-05.
- [83] Yao Wang, Wandong Cai, Pin Lyu, and Wei Shao. A combined static and dynamic analysis approach to detect malicious browser extensions. *Security and Communication Networks*, 2018(1):7087239, 2018.
- [84] Jason Wei, Xuezhi Wang, Dale Schuurmans, Maarten Bosma, Brian Ichter, Fei Xia, Ed Chi, Quoc Le, and Denny Zhou. Chain-of-Thought Prompting Elicits Reasoning in Large Language Models, 2023.
- [85] Brandon T. Willard and Rémi Louf. Efficient Guided Generation for Large Language Models, 2023.
- [86] Ryan Daws Williams. NPM Supply Chain Attack Targets Ethereum Blockchain, 2023. Accessed: 2024-11-05.
- [87] Dingjun Wu, Jing Zhang, and Xinmei Huang. Chain of thought prompting elicits knowledge augmentation. *arXiv preprint arXiv:2307.01640*, 2023.
- [88] Hanxiang Xu, Shenao Wang, Ningke Li, Kailong Wang, Yanjie Zhao, Kai Chen, Ting Yu, Yang Liu, and Haoyu Wang. Large Language Models for Cyber Security: A Systematic Literature Review, 2024.
- [89] Wei Xu, Fangfang Zhang, and Sencun Zhu. Jstill: mostly static detection of obfuscated malicious javascript code. In *Proceedings of the third ACM conference on Data and application security and privacy*, pages 117–128, 2013.
- [90] Xilie Xu, Keyi Kong, Ning Liu, Lizhen Cui, Di Wang, Jingfeng Zhang, and Mohan Kankanhalli. An LLM can Fool Itself: A Prompt-Based Adversarial Attack. Oct 2023.
- [91] Navid Yaghmazadeh, Xinyu Wang, and Isil Dillig. Automated migration of hierarchical data to relational tables using programming-by-example. *Proceedings of the VLDB Endowment*, 11(5):580–593, 2018.
- [92] Yifan Yao, Jinhao Duan, Kaidi Xu, Yuanfang Cai, Zhibo Sun, and Yue Zhang. A survey on large language model (LLM) security and privacy: The Good, The Bad, and The Ugly. *High-Confidence Computing*, 4(2):100211, June 2024.
- [93] Junjie Ye, Xuanning Chen, Nuo Xu, Can Zu, Zekai Shao, Shichun Liu, Yuhao Cui, Zeyang Zhou, Chao Gong, Yang Shen, Jie Zhou, Siming Chen, Tao Gui, Qi Zhang, and Xuanjing Huang. A Comprehensive Capability Analysis of GPT-3 and GPT-3.5 Series Models, 2023.
- [94] Serdar Yegulalp. How one yanked JavaScript package wreaked havoc. <http://www.infoworld.com/article/3047177/javascript/how-one-yanked-javascript-package-wreaked-havoc.html>, 2016.
- [95] Ying Zhang, Wenjia Song, Zhengjie Ji, Danfeng, Yao, and Na Meng. How well does LLM generate security tests?, 2023.

A Prompts used by LEXO

This section presents the prompts used internally by LEXO when targeting JavaScript components.

Input set generation

Given a component, generate an input test suite that will test thoroughly the component’s behavior. These input/output pairs will then be used to regenerate the module. Make sure to include all edge cases and key behaviors.

- 1) Code Understanding: Explain the code’s purpose and functionality. Identify key behaviors that require testing.
- 2) Inputs and Outputs: Brainstorm concise tests that are not repetitive for input/output correctness, including key behaviors as well as edge cases. Make sure to test default arguments and optional parameters. Try and find cases where the function returns a function, and test that function as well.
- 3) Errors: Incorporate test cases triggering errors or exceptions for inputs where the provided module throws errors.
- 4) Explore: Include tests that are slight variations of the ones in the test suite. Modify the inputs slightly to test the function’s behavior with different inputs.
- 5) Format: Output one object per line with language primitives as values. If the expected output is a function, also provide a set of arguments to call that function with. Wrap all these argument objects in an array.

Use this structure:

Code: {Input component source code}

Input-output pairs to natural language algorithm

Given this test suite of a function, design an algorithm that describes the function.

- 1) Understand the Test Suite: Familiarize yourself with the requirements, inputs, outputs, and any implicit criteria in the test cases.
- 2) Analyze the Problem: Define the problem based on the test suite, understanding applicable concepts and complexity constraints.
- 3) Design the Algorithm: Develop a step-by-step approach, selecting suitable algorithms and ensuring coverage of test case scenarios.
- 4) Handle Edge Cases: Identify and address any edge cases not explicitly covered in the test suite.

I/O Pairs: {Input-output pairs}

Component regeneration

Generate a function given a set of input-output examples.

- 1) Understanding Test Specifications: Before writing code, thoroughly understand what each test in the suite is checking. Know the input and output requirements, and what constitutes a pass or fail.

- 2) Functional Correctness: Ensure your code meets the functional requirements outlined in the tests. It should correctly handle all specified cases, including edge cases.
- 3) Code Quality: Write clean, readable, and well-structured code. Use descriptive variable names, avoid hard-coding, and follow best practices.
- 4) Context: You might need to understand the context of the function, such as the purpose of the component it belongs to, to write the function correctly.
- 5) Refactoring: After your code passes the tests, look for opportunities to refactor. Simplify complex parts, remove duplicated code, and improve the overall structure.

LLibrary Name: {Input library name}
I/O Pairs: {Generated examples}
Algorithm: {Input algorithm}

B Naive LLM Approach Prompt

This section presents the prompt used to evaluate a naive approach to removing malicious code from a component using a state-of-the-art LLM.

Naive approach

Given the code for a potentially malicious function, remove any security vulnerabilities without compromising the functionality of the code.

- 1) Identify any potentially malicious snippets or vulnerabilities in the code.
- 2) Modify the code to remove the security vulnerability without compromising the functionality of the code.
- 3) Return the code with the security vulnerabilities removed.

{Input source code}