

RHINO: Guided Reasoning for Mapping Network Logs to Adversarial Tactics and Techniques with Large Language Models

Fanchao Meng¹, Jiaping Gui¹, Yunbo Li¹, and Yue Wu¹

¹Shanghai Jiao Tong University

Abstract—Modern Network Intrusion Detection Systems (NIDS) generate vast volumes of low-level alerts, yet these outputs remain semantically fragmented, requiring labor-intensive manual correlation with high-level adversarial behaviors. Existing solutions for automating this mapping—rule-based systems and machine learning classifiers—suffer from critical limitations: rule-based approaches fail to adapt to novel attack variations, while machine learning methods lack contextual awareness and treat tactic-technique (TT) mapping as a syntactic matching problem rather than a reasoning task. Although Large Language Models (LLMs) have shown promise in cybersecurity tasks, preliminary experiments reveal that existing LLM-based methods frequently hallucinate technique names or produce decontextualized mappings due to their single-step classification approach.

To address these challenges, we introduce RHINO, a novel framework that decomposes LLM-based attack analysis into three interpretable phases mirroring human reasoning: (1) behavioral abstraction, where raw logs are translated into contextualized narratives; (2) multi-role collaborative inference, generating candidate techniques by evaluating behavioral evidence against MITRE ATT&CK knowledge; and (3) validation, cross-referencing predictions with official MITRE definitions to rectify hallucinations. RHINO bridges the semantic gap between low-level observations and adversarial intent while improving output reliability through structured reasoning.

We evaluate RHINO on three benchmarks (DAPT2020, CICSIDS2017, IoT23) across four backbone models (ChatGPT-4o, Gemini 2.5 Flash, Claude Sonnet 4, and DeepSeek V3). RHINO achieved high accuracy, with model performance ranging from 86.38% to 88.45%, resulting in relative gains from 24.25% to 76.50% compared to the strongest baseline across different models. Our results demonstrate that RHINO significantly enhances the interpretability and scalability of threat analysis, offering a blueprint for deploying LLMs in operational security settings.

I. INTRODUCTION

MODERN cybersecurity defenses rely heavily on Network Intrusion Detection Systems (NIDS) to monitor and flag malicious activities within network traffic [1]. These systems, ranging from signature-based tools like Snort [2] to machine learning-based anomaly detectors such as Kitsune [3], generate vast volumes of low-level alerts and events (i.e., NIDS logs). However, these outputs remain semantically fragmented, requiring security analysts to manually correlate them with high-level adversarial behaviors—a process that is not only time-consuming but also prone to human error. Studies indicate that analysts misclassify up to 30% of alerts when mapping them to threat frameworks like MITRE ATT&CK [4], while

the sheer volume of daily alerts (often exceeding 10,000 in enterprise environments [5]) further exacerbates operational inefficiencies.

Existing solutions for automating this mapping process fall into two broad categories: rule-based systems [6], [7] and machine learning classifiers [8]–[10]. Rule-based approaches, such as M2ASK [11], rely on predefined correlation rules to associate alerts with ATT&CK techniques. While effective for known attack patterns, these methods fail to adapt to novel tactics or variations in log phrasing—for instance, treating “FTP PASS Command detected” and “FTP Login Attempt” as distinct behaviors despite their semantic equivalence. Machine learning-based methods, such as PATRL [9], leverage annotated datasets to train classifiers for tactic and technique (TT) prediction. However, they often lack contextual awareness, leading to misinterpretations when behavioral cues (e.g., repeated login attempts or temporal patterns) are absent from the training data. More fundamentally, both approaches treat TT mapping as a syntactic matching problem rather than a reasoning task, limiting their ability to infer adversarial intent from incomplete or noisy observations.

Recent advancements in Large Language Models (LLMs) have demonstrated potential in addressing these limitations, with applications ranging from malware analysis [12] to phishing detection [13]. However, our preliminary experiments reveal that LLM-based methods suffer from critical shortcomings. Without structured reasoning, LLMs frequently hallucinate technique names (about 24% invalid predictions in our tests) or produce decontextualized mappings that ignore multi-stage attack dynamics.

We observe that in real-world analyst workflows, accurate attribution requires progressive reasoning from NIDS logs to behavioral abstractions, then to adversarial intent, and finally to MITRE technique alignment. Inspired by this, to bridge this gap, we introduce RHINO, a framework that decomposes LLM-based attack analysis into three interpretable phases mirroring human reasoning. First, the model acts as a network analyst, extracting key behaviors (e.g., “rapid sequential SSH login failures from a single IP”) from NIDS logs while preserving contextual signals like IP relationships and protocol semantics. Next, a multi-role collaborative inference stage generates candidate techniques (e.g., T1110 Brute Force) by jointly evaluating behavioral evidence and ATT&CK knowledge. Finally, a validation phase cross-references candidates against official MITRE definitions, rectifying hallucinations (reducing errors by 4.9%) and ranking outputs by confidence.

RHINO’s design addresses three core challenges in LLM-

mactavishmeng@sjtu.edu.cn
jgui@sjtu.edu.cn
li-yun-bo@sjtu.edu.cn
wuyue@sjtu.edu.cn

based log analysis: (1) **Complex attack reasoning.** By partitioning inference into modular stages, RHINO improves F1 scores for TT prediction by 38.4% compared to monolithic prompting. (2) **Semantic gaps.** Explicit modeling of network context (e.g., flow asymmetry, protocol anomalies) reduces behavioral misinterpretations by about 35.8% in average. (3) **Output reliability.** The review-and-refinement mechanism enforces consistency with MITRE’s taxonomy, eliminating technically invalid predictions.

Our evaluation demonstrates that RHINO achieves top-1 accuracy in the range of 86.38%–88.45% for technique prediction across advanced backbones, including ChatGPT-4o, Gemini 2.5 Flash, Claude Sonnet 4, and DeepSeek V3. Compared with their strongest baselines, RHINO delivers substantial absolute improvements of 16.86–38.21 percentage points. Moreover, these gains are achieved while preserving robust generalization across diverse attack datasets (DAPT2020, CICIDS2017, IoT23). The framework’s multi-stage design proves critical, with ablation studies showing the abstraction module alone contributes to a 78% accuracy gain by contextualizing low-level observations. When integrated with a production NIDS, RHINO provides interpretable ATT&CK mappings without compromising the NIDS’s detection accuracy and achieves strong performance (>90% top-1 accuracy) across different datasets. These results demonstrate RHINO’s effectiveness in bridging the gap between raw network data and actionable threat intelligence.

This paper makes the following contributions:

- **Structured Reasoning Framework:** We propose RHINO, a novel multi-stage prompting strategy that guides LLMs to systematically analyze network logs, infer adversarial behaviors, and map them to MITRE ATT&CK tactics and techniques (TTs). Our framework decomposes the complex reasoning process into interpretable phases, mirroring human analyst workflows.
- **Context-Aware Abstraction:** We introduce a semantic parsing module that translates low-level network logs into high-level behavioral narratives, preserving critical contextual signals (e.g., protocol semantics, temporal patterns) to bridge the gap between raw observations and adversarial intent.
- **Collaborative Multi-Role Inference:** Our approach employs role-specific reasoning to generate and validate TT hypotheses, reducing hallucinations and improving alignment with MITRE’s taxonomy. This design addresses the limitations of monolithic LLM prompting in cybersecurity tasks.
- **Practical Validation:** We demonstrate RHINO’s effectiveness across diverse attack scenarios (APTs, intrusions, IoT botnets) and multiple state-of-the-art LLMs, showing consistent improvements in mapping accuracy and interpretability compared to existing methods.

By reframing TT mapping as a structured reasoning task rather than a classification problem, RHINO advances the state of the art in interpretable, scalable threat analysis. Its design principles—modularity, contextual grounding, and validation against authoritative knowledge—offer a blueprint

for deploying LLMs in operational security settings.

Open Science. We release the source code of this project at <https://github.com/MengFanchao2025/RHINO>.

II. BACKGROUND AND MOTIVATION

Accurate mapping of network logs to adversarial tactics and techniques (TTs) is a foundational capability for modern cybersecurity defenses. This process enables security teams to reconstruct attack kill chains and derive actionable threat intelligence, playing a critical role in incident response and mitigation strategies. However, operational challenges arise from the inherent limitations of Network Intrusion Detection Systems (NIDS). Enterprise environments routinely face over 10,000 daily alerts [5], yet these alerts remain semantically fragmented—requiring manual correlation to high-level adversarial behaviors. Studies demonstrate that this manual process introduces error rates up to 30% [4] and creates significant operational bottlenecks in Security Operations Centers (SOCs).

To illustrate these challenges, we analyze the DAPT2020 Tuesday dataset’s web vulnerability scanning scenario (Figure 1). In this attack, adversaries employ automated tools to probe web servers for injection points (e.g., SQL injection, command injection, remote file inclusion). The generated traffic undergoes NIDS analysis, producing malicious network logs comprising three key components: (1) network metadata (IP/port, timestamps, protocol types), (2) NIDS alerts (signature-based detections), and (3) protocol-specific information (e.g., HTTP URLs, hostnames).

The transformation from raw logs to TTs involves two critical semantic transitions: first, converting low-level network traffic into attack intent, and second, mapping this intent to MITRE ATT&CK techniques. Traditional approaches exhibit three key limitations:

① *LLM-based rule parsing* [14], [15] processes NIDS detection rules and alert signatures via LLM analysis. While flexible across rule sets, this method lacks contextual awareness from actual attack logs, failing to infer true intent or detect stealthy attacks that evade alerts.

② *Static keyword mapping* [6], [11] relies on pre-defined alert-to-TT lookup tables. This approach discards contextual signals and fails when encountering novel alert keywords or unlogged attack vectors.

③ *Machine learning models* [8], [9] predict TTs from alert features but struggle with generalization—performance degrades for new alert signatures or when attacks bypass detection.

Opportunities in Context-Aware Analysis. Our key observation is that these approaches discard the most discriminative signal: the protocol-level attack context embedded in raw logs. For instance, an HTTP request containing `admin.php?cmd=rm+-rf+/-` may evade signature-based NIDS rules yet clearly indicates command injection. By contrast, our method (Figure 1-④) processes compressed log summaries—retaining critical protocol semantics while reducing data volume—and uses LLM reasoning to directly infer TTs. This eliminates dependency on NIDS intermediaries, enabling detection of both alerted and silent attacks.

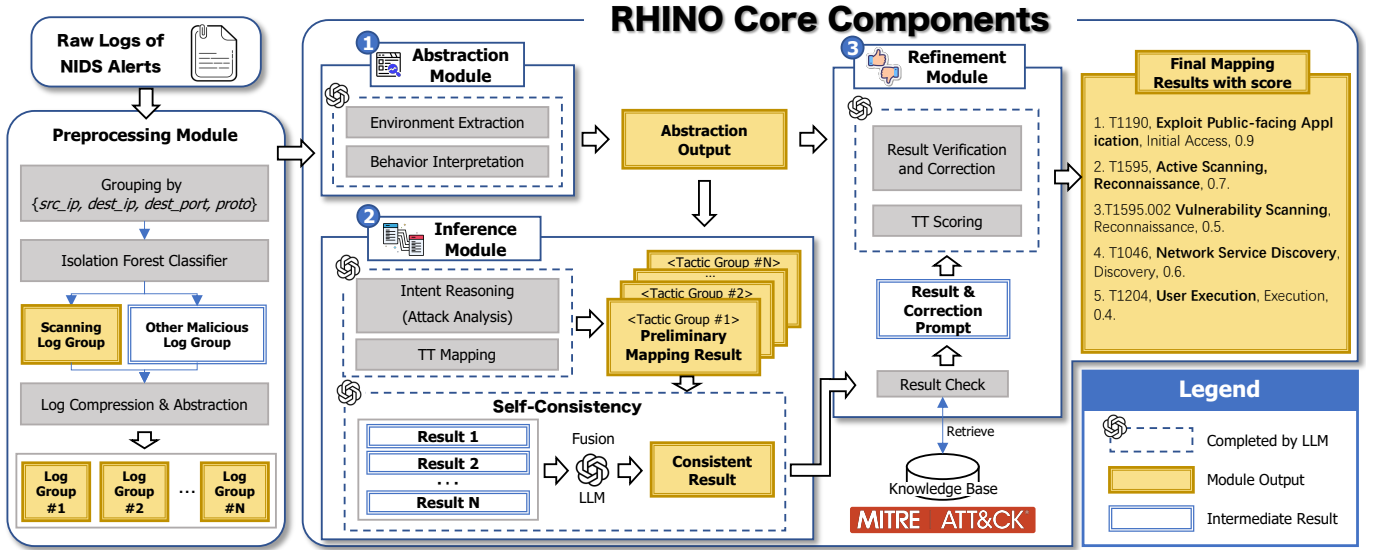


Fig. 2. A detailed illustration of the RHINO framework, which employs a multi-role instruction approach to construct prompts. When reasoning about attacks, we first compress raw NIDS logs to identify corresponding network behaviors. These behaviors are then mapped to attack tactics and techniques (TTs). Finally, the mapped results are compared against standardized TT definitions in MITRE ATT&CK to ensure accuracy and eliminate any invalid TTs.

behaviors (e.g., brute-force password guessing). Traditional approaches treat this as a classification task, either through rule-based pattern matching or supervised learning. However, these methods fail to capture the contextual and sequential reasoning inherent to human analyst workflows. RHINO addresses this limitation through a structured, multi-phase reasoning pipeline that mirrors analytical cognition while leveraging the inferential capabilities of LLMs. Below, we detail each component of this pipeline and its role in transforming noisy observations into validated adversarial tactics and techniques.

A. Preprocessing Module

Raw NIDS logs exhibit three properties that hinder direct LLM processing: *volumetric redundancy* (thousands of similar entries per session), *protocol-specific verbosity* (excessive protocol-specific metadata), and *behavioral fragmentation* (attack patterns distributed across multiple flows). A typical credential brute-forcing attempt, for instance, may produce hundreds of FTP log entries documenting retransmissions, failed handshakes, and authentication attempts. Left unprocessed, this verbosity would quickly exhaust the context window of even the most capable language models while obscuring the underlying attack pattern.

To address this, our preprocessing module implements a hierarchical compression strategy. NIDS logs are first grouped by their essential communication attributes—source and destination IP addresses, destination port, transport protocol, and application-layer service. This five-tuple grouping deliberately excludes ephemeral source ports, which typically carry no semantic value in attack scenarios. Each resulting flow group is then characterized by statistical features that capture its behavioral essence: packet and byte counts in both directions, session duration, and TCP flag distributions. This transformation reduces a 283,491-entry DDoS trace from CICIDS2017 to a 312-token representation, while retaining its characteristic

pattern of numerous short-lived connections and asymmetric packet flows.

The module incorporates specialized handling for high-volume, low-information activities like port scanning. When a source IP contacts more than fifty distinct destinations—a strong indicator of scanning behavior—we employ an Isolation Forest model to separate repetitive probe traffic from potentially interesting outliers. This approach proved particularly effective in our evaluation, filtering out 13.9% of flows in the DAPT2020 dataset without compromising attack visibility. For stateful protocols like HTTP, SMB, and FTP, we enrich the flow representations by extracting and strategically sampling application-layer fields (e.g., HTTP methods, FTP commands). We further apply binomial sampling [16] to preserve the semantic signal in fields like HTTP URIs while maintaining manageable input sizes.

B. Abstraction Module

While the preprocessing module produces efficient numerical summaries, these representations remain inaccessible to the semantic reasoning capabilities of language models. The abstraction module bridges this gap by translating flow statistics into natural language narratives that capture the security-relevant aspects of network behavior.

This translation is guided by a carefully constructed prompt that positions the language model in the role of a network security analyst. Given a flow summary $f_i \in \mathcal{F}$, the language model \mathcal{M} generates two complementary outputs: a_i and d_i . The former is a structured enumeration of key attributes (IP addresses, ports, protocol features), while the latter is a free-form behavioral description (e.g., “The traffic is directed from a source IP 172.16.0.1 to a destination IP within a private network (192.168.10.50)... with a high frequency of authentication attempts and consistent failures to authenticate ...”). The description d_i incorporates critical contextual cues that

inform a human analyst’s assessment—such as traffic directionality (e.g., distinguishing client-initiated requests from server responses), temporal patterns (e.g., burstiness or periodicity), and protocol-specific semantics (e.g., interpreting sequences of SMB commands as potential share enumeration).

This dual-output approach ensures both machine-readability and human interpretability. The structured metadata anchors the subsequent reasoning process in observable evidence, while the narrative description provides the rich contextual fabric needed for accurate intent inference.

C. Inference Module

Mapping abstracted behaviors to MITRE ATT&CK techniques presents unique challenges. The tactic-technique space is large and semantically nuanced, with many techniques exhibiting overlapping or context-dependent definitions. Our preliminary experiments revealed that conventional prompting approaches led to two persistent failure modes: hallucination of non-existent techniques (occurring in 5.3% of test cases with ChatGPT-4o) and misclassification due to over-reliance on lexical patterns rather than behavioral context.

The inference module addresses these issues through a partitioned reasoning strategy, inspired by how human analysts conduct complex threat assessment. The process begins with the language model generating the attacker’s intent (e.g., “*The log data points to a brute force attack targeting the FTP service on the destination IP, with the attacker attempting to gain unauthorized access by guessing login credentials*”) based on the behavioral narrative—similar to an analyst forming initial impressions during triage.

Formally, let $\mathcal{B}_i = (a_i, d_i)$ denote a behavior description from the abstraction module. The inference module generates an attacker intent I_i using the LLM \mathcal{M} with an intent-focused prompt p_{intent} :

$$I_i = \mathcal{M}(p_{\text{intent}}, \mathcal{B}_i)$$

These intents then guide a structured exploration of the MITRE framework, where the fourteen tactics are divided into five non-overlapping groups to prevent cognitive overload. For each tactic group $(TA)^j$, the model evaluates how well the observed behaviors align with constituent techniques using prompt p_{tt} :

$$\mathcal{Y}_i^{(j)} = \mathcal{M}(p_{\text{tt}}, \mathcal{B}_i, I_i, (TA)^j) \quad \forall j \in [1, 5]$$

Here, \mathcal{Y}_i is a triplet (t_i, c_i, r_i) , where t_i denotes the technique, c_i its corresponding tactic, and r_i the reasoning justification. This partitioning proved particularly effective at surfacing less common techniques that might otherwise be overshadowed by more frequently referenced tactics.

Finally, the module consolidates all partial mappings using a fusion prompt p_{fusion} :

$$\hat{\mathcal{Y}}_i = \mathcal{M}(p_{\text{fusion}}, \mathcal{B}_i, I_i, \{\mathcal{Y}_i^{(j)}\}_{j=1}^5)$$

The output $\hat{\mathcal{Y}}_i = [(t_1, c_1, r_1), \dots, (t_k, c_k, r_k)]$ is an unranked list of up to five tactic-technique pairs, each accompanied by a justification (e.g., “*T1110: The logs show a high number*

of failed authentication attempts using ‘USER’ and ‘PASS’ commands, which is indicative of a brute force attack.”).

Our evaluation showed this approach improved technique prediction accuracy by at most 31.8% compared to monolithic prompting strategies, while reducing hallucinated outputs to just 0.6% of cases. The multi-stage, evidence-based reasoning mirrors the gradual refinement process human analysts employ when building their understanding of an attack.

D. Refinement Module

The final component of our pipeline addresses a critical operational requirement: ensuring that all output mappings are not only plausible but also semantically grounded in both the observed data and official MITRE definitions. Even technically valid technique proposals may lack proper contextual fit—for instance, suggesting T1190 (Exploit Public-facing Application) for a sequence of requests that are targeting to discover potential injection points simply because the requests contain the SQL keyword.

The refinement module implements a two-phase validation process. First, all candidate techniques are checked against MITRE’s official taxonomy, filtering out invalid or hallucinated entries. This step alone eliminated 3.7% of incorrect outputs in our testing. The remaining candidates then undergo contextual scoring, where the language model assesses how well each technique’s definition aligns with both the behavioral narrative and the original flow evidence.

Formally, let $\mathcal{D}(\hat{\mathcal{Y}}_i)$ denote the set of official MITRE ATT&CK definitions for each technique in $\hat{\mathcal{Y}}_i$. Using an LLM \mathcal{M} with the refinement prompt p_{refine} , we define the relevance scoring process as:

$$\mathcal{S}_i = \mathcal{M}(p_{\text{refine}}, \hat{\mathcal{Y}}_i, \mathcal{B}_i, \mathcal{D}(\hat{\mathcal{Y}}_i))$$

The final output, $\mathcal{S}_i = [(t'_1, c'_1, r'_1, s'_1), \dots, (t'_k, c'_k, r'_k, s'_k)]$, where s'_i is the confidence score, \mathcal{S}_i is a ranked list ordered by s'_i , incorporating both contextual consistency and semantic plausibility.

This scoring produces more than just a ranked list—it generates auditable justifications that trace the mapping decision back to specific observations in the source data. For example, a high-confidence mapping to T1110 (Brute Force) might reference “*the high number of SSH connection attempts with short durations and timeouts strongly indicates a brute force attack aimed at guessing valid credentials.*” Such interpretability is crucial for operational trust, enabling security teams to validate the system’s reasoning against their own expertise.

V. EXPERIMENTS

We present a comprehensive empirical assessment of RHINO, designed to rigorously evaluate its effectiveness in mapping network behaviors to MITRE ATT&CK techniques. The evaluation framework addresses four critical research dimensions through systematic experiments across diverse attack scenarios, comparative analyses with state-of-the-art baselines, and detailed component-level ablation studies. All experiments were conducted on a dedicated evaluation platform equipped

TABLE I

DISTRIBUTION OF ATTACK CATEGORIES OF THREE DATASETS USED IN OUR EXPERIMENT. DAPT2020 [17] INCLUDES SIMULATED APT ATTACK PROCESSES, COVERING MULTIPLE STAGES OF THE ATTACK. CICIDS2017 [18] CONTAINS VARIOUS TYPES OF NETWORK INTRUSION SAMPLES, FOCUSING ON TRADITIONAL INTRUSION DETECTION SCENARIOS. IOT23 [19] PROVIDES VARIOUS TYPES OF MALICIOUS TRAFFIC FROM IOT BOTNETS.

Dataset	# Malicious Log lines	# IPs	Traffic Duration (h)	# Flow Instances Corresponding to Each Attack Category						
				Network Scan	Account Discovery	Directory Bruteforce	Command Injection	SQL Injection	Backdoor	CSRF
DAPT2020	1,287,644	28	96	7,653	133	9,968	12	55	20	7
				Account Bruteforce	Malware Download	Web Vulnerability Scan	Credential Access			
				141	2	2,574	796			
CICIDS2017	1,073,698	27	96	FTP-Patator	SSH-Patator	DoS/DDoS	Heartbleed	Web Attack	Portscan	Botnet
				3,972	2,961	266,778	11	104	159,066	736
IoT23	4,450,709	1,684,627	72	DDoS	C&C	PortScan	FileDownload	Attack		
				3,592,851	6,801	3,386,241	11	3,586		

with an Intel Core i5-13400 processor (16GB RAM), with each experimental condition repeated across three independent trials to ensure statistical reliability.

Specifically, to evaluate RHINO, we focus on answering the following research questions:

RQ1 (Performance): How does the performance of RHINO compare with that of baseline methods?

RQ2 (Ablation): How does each module within RHINO contribute to the overall mapping performance?

RQ3 (Error analysis): What are the common errors in this task, and how can RHINO mitigate these errors to improve its overall performance?

RQ4 (Practicality): Is RHINO practical and effective in real-world mapping task?

A. Evaluation Settings

Datasets. The evaluation leverages three benchmark datasets (Table I) representing distinct threat paradigms, each selected for their complementary coverage of modern attack vectors. The DAPT2020 dataset comprises 1.28 million malicious flows simulating advanced persistent threats in enterprise environments, with particular emphasis on multi-stage attack sequences including initial compromise through web vulnerability exploitation, lateral movement via SMB exploitation, and data exfiltration using FTP. This dataset’s value lies in its realistic emulation of adversarial tradecraft.

For traditional network intrusion scenarios, we utilize the CICIDS2017 dataset’s 1.07 million lines of malicious logs spanning seven attack categories across multiple protocols (HTTP/S, FTP, SSH). The dataset’s comprehensive coverage of behavioral anomalies—ranging from volumetric DoS floods to subtle heartbleed exploits—provides a robust testbed for evaluating protocol-aware analysis capabilities.

The IoT23 dataset’s 4.45 million lines of logs from IoT botnet infections (Mirai, Gafgyt variants) were selected to evaluate performance on constrained-device attack patterns. We focused on three representative scenarios (corresponding to 34-1, 48-1, and 60-1) demonstrating complete kill-chains from device compromise through DDoS payload execution, with special consideration given to the characteristic irregular beaconing intervals and high-volume attack traffic peculiar to IoT threats.

To establish a reliable evaluation framework, we first defined a ground truth mapping between observed malicious traffic and MITRE ATT&CK techniques (TTs). Our methodology for deriving these mappings followed the labeling approach proposed

by Daniel *et al.* [14], which we applied to three benchmark datasets: DAPT2020, CICIDS2017, and IoT23. From these datasets’ ground truth annotations, we systematically extracted 45 distinct attack labels, each characterizing a unique attack variant. These labels were then manually correlated with their corresponding MITRE ATT&CK techniques through careful analysis of each dataset’s attack descriptions. This process involved examining behavioral patterns, attack objectives, and technical procedures documented in the datasets to ensure accurate technique alignment.

Baselines. Three baseline prompting strategies were implemented with identical input preprocessing pipelines to ensure fair comparison. The Vanilla prompting approach serves as our null hypothesis, testing raw LLM capability through minimal instructions: “Analyze the following network log summary and identify up to 5 relevant MITRE ATT&CK Tactic-Technique (TT) pairs.[FLOW_SUMMARY]” The Chain-of-Thought (CoT) baseline enforces explicit reasoning steps before prediction: “... Step 1: Describe the key elements of the event. Step 2: Match to possible ATT&CK Tactics and Techniques. Step 3: Choose up to 5 most relevant TT pairs...” Our Tree-of-Thought (ToT) implementation follows Yao *et al.*’s breadth-first search methodology [20] with three parallel reasoning paths and majority-vote aggregation.

Metrics. All baseline methods are evaluated under consistent conditions, using identical preprocessed log summaries as input, with matching model configurations and input formats to ensure a fair comparison with our approach. Model performance is assessed using top-K accuracy, measured at both tactical and technical levels. For each traffic sample, a prediction is deemed correct if the ground-truth tactic or technique appears within the top-1, top-3, or top-5 predictions generated by the model. The overall accuracy is derived from the proportion of correctly labeled flow samples in the dataset. Formally, given a scenario s comprising N flow samples with true labels g_i and model predictions y_i , a sample is correctly predicted if its true label g_i is among the top- K predictions. The accuracy is computed as:

$$\text{Accuracy}(K) = \frac{1}{N} \sum_{i=1}^N \mathbb{1}(g_i \in \{y_1^{(i)}, y_2^{(i)}, \dots, y_K^{(i)}\}),$$

where $\mathbb{1}(g_i \in \{y_1^{(i)}, y_2^{(i)}, \dots, y_K^{(i)}\})$ is an indicator function returning 1 if the condition holds and 0 otherwise.

To mitigate bias introduced by traffic-heavy scenarios (e.g., DoS attacks disproportionately influencing results), we employ

TABLE II

COMPARISON OF MODEL PERFORMANCE ACROSS THE DAPT2020, CICIDS2017, AND IOT23 DATASETS. ACCURACY IS REPORTED FOR TOP-1, TOP-3, AND TOP-5 PREDICTIONS. BEST RESULTS ARE HIGHLIGHTED IN **BOLD**, AND SECOND-BEST RESULTS ARE UNDERLINED. METHODS INCLUDE RHINO (OURS), CHAIN-OF-THOUGHT (CoT), TREE-OF-THOUGHT (ToT), AND VANILLA PROMPTING.

	Model	Dataset	Weighted Accuracy (%)											
			Top 1				Top 3				Top 5			
			Ours	CoT	ToT	Vanilla	Ours	CoT	ToT	Vanilla	Ours	CoT	ToT	Vanilla
Technique-level	ChatGPT 4o	DAPT2020	67.99	60.15	29.10	59.91	88.33	62.96	73.81	63.67	97.57	63.08	73.94	64.22
		CICIDS2017	98.54	2.62	46.11	2.91	99.56	14.18	46.17	14.36	99.62	25.94	63.86	14.50
		IoT23	97.90	99.35	99.55	5.98	99.76	99.96	99.71	5.98	99.82	99.97	99.90	6.09
		Average	88.14	54.04	58.25	22.93	95.89	59.03	73.23	28.01	99.00	63.00	79.24	28.27
	Claude Sonnet 4	DAPT2020	81.66	60.60	44.94	66.75	94.47	78.73	79.89	81.83	94.68	79.24	84.79	81.94
		CICIDS2017	81.43	72.55	63.89	2.93	99.23	95.46	64.27	45.28	99.29	96.30	64.70	98.89
		IoT23	96.10	37.22	99.79	99.60	98.06	99.89	99.94	99.79	98.14	99.90	99.95	99.84
		Average	86.40	56.79	69.54	56.43	97.26	91.36	81.36	75.63	97.37	91.81	83.14	93.56
	Gemini 2.5 Flash	DAPT2020	69.04	82.47	77.44	71.91	95.17	85.94	93.15	72.48	95.66	88.92	93.94	75.64
		CICIDS2017	96.53	25.72	<u>67.37</u>	2.93	99.25	55.73	<u>67.49</u>	20.71	99.26	55.75	<u>90.27</u>	56.08
		IoT23	99.78	5.63	<u>5.93</u>	5.49	99.79	5.82	<u>5.94</u>	68.16	99.83	5.83	<u>5.96</u>	99.50
		Average	88.45	37.94	<u>50.24</u>	26.78	98.07	49.16	55.53	53.78	98.25	50.16	63.39	77.07
	Deepseek V3	DAPT2020	65.17	52.56	40.34	52.16	79.77	76.42	80.93	57.68	80.18	79.76	84.88	57.87
		CICIDS2017	94.22	<u>39.29</u>	39.13	5.12	99.63	<u>55.94</u>	47.02	5.69	99.73	56.09	<u>58.41</u>	17.16
		IoT23	99.76	5.68	68.34	5.62	99.90	5.91	<u>99.77</u>	5.63	99.99	5.96	<u>99.82</u>	37.02
		Average	86.38	32.51	<u>49.27</u>	20.97	93.10	46.09	75.91	23.00	93.30	47.27	81.04	37.35
Tactic-level	ChatGPT 4o	DAPT2020	68.00	60.42	32.59	47.16	88.39	63.27	75.27	61.94	97.80	63.66	75.44	62.13
		CICIDS2017	99.38	2.62	46.14	2.91	99.56	22.09	46.18	14.49	99.62	33.85	<u>63.87</u>	22.40
		IoT23	97.90	99.35	99.56	5.98	99.76	99.98	99.80	6.00	99.77	99.99	99.98	6.10
		Average	88.42	54.13	59.43	18.69	95.91	61.78	73.75	27.48	99.06	65.83	79.77	30.21
	Claude Sonnet 4	DAPT2020	81.82	64.04	45.23	66.80	94.55	79.27	80.21	81.95	94.81	79.44	85.14	82.10
		CICIDS2017	99.53	72.55	64.03	2.93	99.65	98.05	64.24	45.71	99.71	98.89	64.67	99.33
		IoT23	98.04	37.22	99.80	99.66	99.99	99.90	99.95	99.79	99.99	99.92	99.97	99.84
		Average	93.13	57.93	69.68	56.46	98.06	92.40	81.46	75.82	98.18	92.75	83.26	93.76
	Gemini 2.5 Flash	DAPT2020	70.67	82.09	77.49	78.92	95.62	88.09	89.08	79.87	96.00	90.33	89.92	83.20
		CICIDS2017	99.18	50.22	<u>67.41</u>	2.97	99.66	<u>99.01</u>	67.51	9.07	99.68	<u>99.02</u>	91.15	44.44
		IoT23	99.79	5.82	<u>5.94</u>	5.77	99.79	6.03	5.96	68.44	99.84	6.06	5.99	99.78
		Average	89.88	46.04	<u>50.28</u>	29.22	98.36	64.38	54.18	52.46	98.50	65.14	62.35	75.81
	Deepseek V3	DAPT2020	65.20	52.51	40.91	22.32	79.82	72.71	79.84	30.75	80.29	73.16	81.79	57.27
		CICIDS2017	99.54	41.87	62.01	7.70	99.64	55.89	64.64	10.85	99.74	58.62	<u>76.05</u>	40.44
		IoT23	99.76	5.77	<u>68.38</u>	5.72	99.90	6.07	<u>99.82</u>	5.73	99.99	6.20	<u>99.89</u>	37.20
		Average	88.17	33.38	<u>57.10</u>	11.91	93.12	44.89	81.43	15.78	93.34	45.99	<u>85.91</u>	44.97

a weighted accuracy metric. This approach assigns scenario-specific weights to balance contributions across attack categories, ensuring equitable evaluation. The weighted accuracy is defined as:

$$\text{Accuracy}_{\text{weighted}}(K) = \sum_{s=1}^T \frac{n_s}{n} \cdot \text{Accuracy}(K)_s,$$

where n_s denotes the number of flow samples for attack category s , n represents the total malicious flow samples, and $\frac{n_s}{n}$ acts as the normalization weight. This formulation guarantees that each attack scenario's impact on the overall metric reflects its dataset proportion, yielding a more balanced assessment.

Beyond conventional top-K accuracy metrics, we introduce two specialized measures to address specific evaluation requirements. *Tactical Consistency* evaluates whether predicted techniques properly align with ground-truth tactical phases (e.g., ensuring “T1046: Network Service Discovery” maps to the “Discovery” tactic). The *Class-wise F1* metric provides per-technique performance analysis to identify strengths and weaknesses across ATT&CK's heterogeneous technique landscape.

B. RQ1: Performance Evaluation

We evaluate the system's accuracy in mapping malicious network behaviors to MITRE ATT&CK techniques, comparing our multi-stage design against established prompting strategies—Chain-of-Thought (CoT), Tree-of-Thought (ToT), and vanilla prompting. All methods process identical inputs, including flow summaries and semantic behavior descriptions from the abstraction module. Performance is measured via top-1, top-3, and top-5 accuracy at both tactic and technique levels.

Key Findings. As shown in Table II, our method achieves superior accuracy across three datasets (DAPT2020, CICIDS2017, IoT23) for four commercially available models: ChatGPT-4o, Claude Sonnet 4, Google Gemini 2.5 Flash, and DeepSeek V3. These backbone models were selected to cover a range of AI architectures and technologies from leading providers, ensuring a comprehensive evaluation across multiple datasets and providing an in-depth comparison of state-of-the-art model performance. All models exhibit comparable performance, yet all significantly outperform baseline prompting approaches, demonstrating the architectural robustness and generalizability of RHINO.

For instance, Gemini 2.5 Flash achieves an average top-1 accuracy of 88.45%, which is 38.21 percentage points higher than the second-best baseline (ToT at 50.24%), representing a

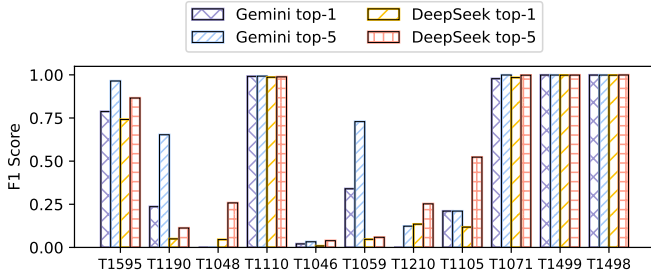


Fig. 3. Class-wise F1 scores for top-1 and top-5 predictions across two representative backbone models: Gemini 2.5 Flash (best-performing) and DeepSeek V3 (worst-performing).

76.05% relative improvement. ChatGPT-4o follows closely with 88.14% accuracy, outperforming baselines by 29.89 percentage points (51.31% relative). Claude Sonnet 4 and DeepSeek V3 achieve nearly identical accuracies of 86.40% and 86.38%, respectively, but their improvements over baselines vary substantially. Claude outperforms ToT (69.54%) by 16.86 points, a 24.24% relative improvement, whereas DeepSeek surpasses its best baseline ToT (49.27%) by 37.11 points, amounting to a 75.32% relative gain. These results highlight RHINO’s ability to capture nuanced attack patterns and improve detection coverage.

Tactic-Level Performance. Similar trends are observed at the tactic level. Across all four models, our approach consistently outperforms the strongest baseline (ToT). Claude achieves the highest absolute accuracy (93.13%), with a 23.45-point gain over ToT. Gemini and DeepSeek V3, despite weaker baseline performance, exhibit the most substantial improvements: Gemini shows a 39.6-point absolute increase (78.8% relative), while DeepSeek V3 attains the absolute gain of 31.07 points (54.4% relative). ChatGPT-4o also demonstrates a notable 28.99-point (48.78% relative) improvement. It is worth noting that in the IoT23 dataset, baseline prompting methods occasionally outperform RHINO by $\sim 3\%$ in isolated cases. We attribute this to *chance alignment*: baselines often default to common tactics (e.g., frequent requests mislabeled as *Reconnaissance*), coincidentally matching ground truth. In contrast, RHINO’s structured reasoning trades marginal losses in edge cases for consistently higher average accuracy (e.g., 88.42% for ChatGPT-4o vs. 59.43% for ToT), thereby avoiding heuristic biases.

Class-wise F1 Analysis. To further dissect performance across the diverse set of techniques in MITRE ATT&CK, we evaluate class-wise F1 scores using the One-vs-Rest (OvR) approach [21]. In this setup, each technique is treated as an independent binary classification task, where the target technique is considered the positive class (1) and all others are grouped as negatives (0). For top-1 predictions, the highest-scoring candidate is selected; for top-5, the correct technique is chosen if present among candidates, otherwise the top candidate is retained. Predictions and ground truth are aggregated across all datasets, computing precision, recall, and F1 per technique.

Figure 3 presents the resulting class-wise F1 scores for top-1 and top-5 predictions for two representative models:

Gemini 2.5 Flash (best overall performance) and DeepSeek V3 (lowest performance). RHINO successfully maps a total of 11 techniques with notable accuracy. Among these, techniques such as *T1595 (Active Scanning)*, *T1110 (Brute Force)*, *T1071 (Application Layer Protocol)*, *T1499 (Endpoint Denial of Service)*, and *T1498 (Network Denial of Service)* achieving F1 scores above 0.7. These techniques benefit from high-volume, pattern-driven attacks (e.g., repeated login attempts for *T1110*), enabling reliable intent inference from traffic metadata. Conversely, techniques like *T1048 (Exfiltration Over Alternative Protocol)* and *T1046 (Network Service Discovery)* yield considerably lower F1 scores. This performance drop can be attributed to their more subtle and context-dependent behavioral signatures. For instance, accurately identifying *T1048* often requires inspection of file content or payload, which is not accessible from metadata alone. Finally, we observe that top-5 F1 scores consistently surpass top-1 scores across most techniques, indicating that although the model may not always rank the correct technique first, it frequently includes the true technique among its top-five predictions.

Comparison with Related Work. We also compare the mapping accuracy with the state-of-the-art solution LNR¹ [14], which reasons about NIDS rules while labeling them with MITRE ATT&CK TTs using LLMs. We do not evaluate static keyword mapping approaches [6], [11] (Figure 1-②) or machine learning models [8], [9] (Figure 1-③) due to their coarser granularity, lack of open-source availability, or unclear training data provenance, which hinder fair comparison. Following the descriptions and prompts from [14], we implemented LNR using ChatGPT-4, which was also evaluated in the original study, and reran all experiments across the three datasets.

As shown in Table III, LNR achieves an accuracy of 34.92% on the CICIDS2017 dataset, which is comparable to RHINO, but performs poorly on the other two datasets. This performance discrepancy stems from two main issues: first, LNR relies on Snort and its detection rules, yet 87.1% of malicious flows did not trigger alerts; second, LNR does not incorporate the context of malicious flows during the mapping process, resulting in 17.54% of mapping errors. In contrast, RHINO uses malicious network logs as input, which are independent of detection rules, and leverages broader contextual information (e.g., source, behavior) to analyze the attacker’s intent, leading to more accurate and consistent results.

TABLE III

COMPARISON OF TECHNIQUE-LEVEL WEIGHTED MAPPING ACCURACY BETWEEN RHINO, BASELINE METHODS AND THE STATE-OF-THE-ART SOLUTION LNR, ALL USING CHATGPT-4 AS THE BACKBONE MODEL.

	Weighted Accuracy (%)			
	DAPT2020	CICIDS2017	IoT23	Average
CoT	64.30	3.00	35.23	34.18
ToT	57.64	31.62	68.30	52.52
Vanilla	57.47	2.60	2.17	20.74
LNR	0.83	34.92	2.20	12.65
RHINO	66.00	<u>32.26</u>	99.74	66.00

Discussion. In summary, the results validate the effectiveness

¹We abbreviate the key words in the title to represent the approach in the paper.

TABLE IV

ABLATION STUDY USING CHATGPT-4o ON THE IMPACT OF KEY COMPONENTS IN RHINO: THE ABSTRACTION MODULE, INFERENCE MODULE, AND REFINEMENT MODULE. THREE VARIANTS ARE TESTED: (1) RHINO-NO-ABSTRACTION (w/o Abs.) (2) RHINO-ALT-CONSISTENCY, WHICH REPLACES STRUCTURED INFERENCE WITH STANDARD CONSISTENCY DECODING METHODS SUCH AS *multi-sampling* AND *self-debate*; AND (3) RHINO-NO-REFINEMENT (w/o Ref.). THE PERFORMANCE METRICS FOR TOP-1, TOP-3, AND TOP-5 ACCURACY ARE REPORTED FOR EACH CONFIGURATION. RESULTS ARE COLOR-CODED, WITH RED INDICATING PERFORMANCE DEGRADATION AND GREEN INDICATING PERFORMANCE IMPROVEMENT COMPARED TO THE FULL METHOD OF RHINO.

	Dataset	Weighted Accuracy (%)														
		Top 1					Top 3					Top 5				
		Ours	w/o Abs.	Multi Sampling	Self Debate	w/o Ref.	Ours	w/o Abs.	Multi Sampling	Self Debate	w/o Ref.	Ours	w/o Abs.	Multi Sampling	Self Debate	w/o Ref.
Technique-level	DAPT2020	67.99	49.91	63.76	64.40	61.15	88.33	90.02	66.09	66.00	82.83	97.57	90.90	66.12	69.08	86.04
			-26.59	-6.23	-5.28	-10.06		+1.91	-25.19	-25.28	-6.23		-6.84	-32.23	-29.20	-11.81
	CICIDS2017	98.54	3.00	79.20	78.60	99.53	99.56	3.06	99.60	79.23	99.60	99.62	25.93	99.63	79.23	99.67
			-96.95	-19.63	-20.24	+1.00		-96.92	+0.04	-20.42	+0.04		-73.97	+0.01	-20.46	+0.05
	IoT23	97.90	5.85	68.45	97.88	99.70	99.76	6.00	99.84	99.71	99.75	99.82	6.01	99.88	99.75	99.76
Tactic-level			-94.02	-30.08	-0.02	+1.84		-93.98	+0.08	-0.05	-0.01		-93.97	+0.07	-0.06	-0.06
	Average	88.14	19.59	70.47	80.29	86.79	95.89	33.03	88.51	81.65	94.06	99.00	40.95	88.54	82.69	95.16
			-77.78	-20.06	-8.91	-1.53		-65.55	-7.69	-14.85	-1.90		-58.64	-10.56	-16.48	-3.88
	DAPT2020	68.00	48.49	63.78	64.40	61.34	88.39	88.70	66.14	66.03	83.19	97.80	89.58	66.28	69.29	86.44
			-28.69	-6.21	-5.30	-9.80		+0.34	-25.17	-25.30	-5.89		-8.40	-24.72	-21.31	-1.82
Tactic-level	CICIDS2017	99.38	3.02	81.79	99.45	99.05	99.56	3.06	99.61	99.53	99.60	99.62	25.93	99.66	99.53	99.68
			-96.96	-17.70	+0.08	-0.32		-96.92	+0.04	-0.03	+0.04		-73.98	+0.10	-0.03	+0.12
	IoT23	97.90	5.86	99.69	97.88	99.70	99.76	6.02	99.84	99.71	99.76	99.77	6.04	99.90	99.75	99.77
			-94.01	+1.84	-0.02	+1.84		-93.96	+0.08	-0.05	-0.01		-93.95	+0.19	+0.04	+0.05
	Average	88.42	19.13	81.75	87.24	86.70	95.91	32.59	88.53	88.42	94.18	99.06	40.52	88.61	89.52	95.30
Tactic-level			-78.37	-7.54	-1.34	-1.95		-66.01	-7.69	-7.80	-1.80		-59.10	-7.48	-6.53	-0.50

of RHINO in processing complex threats. Its multi-stage design mitigates the oversimplification risks inherent in baseline methods, which often rely on heuristic mappings or truncated context. Baselines, despite excelling in narrow scenarios (e.g., tactic-level predictions in IoT23), exhibit inconsistency across datasets, underscoring RHINO’s advantages: reliability, interpretability, and comprehensive attack analysis.

C. RQ2: Ablation Study

To evaluate the contributions of RHINO’s core components—the Abstraction Module, Inference Module, and Refinement Module—we conduct an ablation study with three variants:

- **RHINO-No-Abstraction**, which bypasses the Abstraction Module and feeds compressed flow summaries directly to the reasoning stage;
- **RHINO-Alt-Consistency**, replacing our structured inference strategy with standard consistency decoding methods (e.g., multi-sampling and self-debate); and
- **RHINO-No-Refinement**, which skips the final reranking phase and outputs raw predictions from the reasoning module.

As summarized in Table IV, we report the performance of these variants using ChatGPT-4o across three datasets—DAPT2020, CICIDS2017, and IoT23—in terms of top-1, top-3, and top-5 accuracy. Detailed results for other LLMs are provided in the supplemental material. Below, we discuss the key findings from this study.

Impact of the Abstraction Module. Disabling the Abstraction Module leads to the most severe performance degradation, with an average top-1 accuracy drop of 78.37% at the technique level and 77.78% at the tactic level. Notably, datasets like CICIDS2017 and IoT23 exhibit over 90% degradation in some cases. This underscores the module’s critical role in bridging low-level flow data with high-level intent. For instance, attacks like DoS lack explicit textual patterns and rely on subtle indicators (e.g., flow duration and volume). Without

abstraction, the model struggles to contextualize such signals, often misclassifying them.

Effectiveness of Partitioned Reasoning. Our structured inference strategy outperforms standard consistency methods (multi-sampling and self-debate) by about 7–20% in average accuracy. While baseline methods improve output stability, they fail to guide the model through complex, multi-step reasoning—particularly evident in DAPT2020, where top-5 accuracy drops by ~30% compared to RHINO. By partitioning the 14 tactics into 5 semantically coherent groups, our approach narrows the search space, enabling the model to focus on specific subtasks. This not only improves accuracy but also ensures better semantic alignment in predictions.

Role of the Refinement Module. While disabling refinement yields a modest average accuracy decline (1.53% at technique level of top-1 accuracy), its impact varies by dataset. For DAPT2020, the absence of refinement causes a significant 10% drop, highlighting its importance in challenging cases. In contrast, for IoT23 and CICIDS2017—where earlier modules already achieve high accuracy—the module’s contribution is less pronounced. Beyond accuracy, refinement enhances interpretability by providing per-sample confidence scores, which are invaluable for human-in-the-loop analysis and forensic applications.

D. RQ3: Error Analysis

This section presents a comprehensive analysis of error cases in our method, focusing on two main aspects: (1) mapping errors in technique identification and (2) tactical consistency in technique-to-tactic associations. These analyses aim to uncover systemic weaknesses and identify opportunities for improvement in the model’s reasoning and refinement processes.

1) Mapping Error Analysis: To quantify the effectiveness of our method, we performed a manual examination of top-1 mapping errors and compared them with the strongest baseline, ToT. Errors were identified by contrasting LLM-generated mappings with ground-truth malicious behavior descriptions in the

TABLE V

ERROR RATES (IN PERCENTAGE) OF DIFFERENT ERROR TYPES FOR RHINO (OURS) AND THE BEST BASELINE METHOD (ToT) USING CHATGPT-4o ACROSS THREE DATASETS DAPT2020, CICIDS2017, IoT23 AND IN TOTAL.

Dataset	Method	Error Rate (%)		
		Inference Error	Technique Confusion	Over-inference
DAPT2020	Ours	5.29	1.80	5.35
	ToT	14.02	2.72	3.84
CICIDS2017	Ours	2.76	0	0
	ToT	10.28	0	0
IoT23	Ours	1.26	0.05	0
	ToT	6.89	0	0
Total	Ours	9.31	1.85	5.35
	ToT	31.19	2.72	3.84

dataset. Our analysis revealed three primary error categories: (1) **Inference Errors** occur when the model misinterprets network behaviors or attacker intent. For instance, the technique *T1071: Application Layer Protocol* (C2 communication) might be incorrectly mapped to *T1046: Network Service Discovery* due to ambiguities in behavioral interpretation. Such errors often stem from the model’s inability to discern subtle distinctions in attack semantics. (2) **Technique Confusion** arises when semantically similar techniques are conflated. Examples include *T1595: Active Scanning* and *T1046: Network Service Discovery*, which share overlapping behaviors but differ in tactical objectives. The LLM occasionally overlooks critical metadata or contextual cues, leading to misclassifications. (3) **Over Inference** manifests when the model overemphasizes localized malicious features while neglecting broader contextual signals. This is particularly prevalent in logs containing anomalous but benign patterns (e.g., HTTP status codes 302/404 or SQL queries) that superficially resemble attack artifacts.

As summarized in Table V, which presents the error rates of ChatGPT-4o across the DAPT2020, CICIDS2017, and IoT23 datasets, several key observations emerge.

- **Inference Accuracy Improvement:** Our method reduces inference errors by 21.88% (absolute) compared to ToT, demonstrating superior capability in disambiguating attack intent. This improvement is attributed to the structured reasoning module, which systematically decomposes behavioral patterns and tactical objectives.
- **Technique Confusion Mitigation:** While our approach reduces technique confusion errors by 32.21% (relative), complete elimination remains challenging. Subtle distinctions between techniques (e.g., scanning for reconnaissance vs. lateral movement) often require explicit guidance, which the refinement module partially addresses through standardized definitions. However, edge cases persist due to the inherent complexity of attack taxonomies.
- **Context-Detail Trade-off:** A marginal increase in over-inference errors (1.51% absolute) was observed, likely due to the refinement module’s emphasis on tactical scope narrowing. Although this focus improves precision, it occasionally leads to overfitting on local features. Despite this trade-off, our method achieves a net reduction in total errors.

Collectively, these results underscore our method’s advan-

tages over ToT in accuracy, robustness, and interpretability.

2) *Tactical Consistency Analysis:* We further evaluated the alignment between correctly identified techniques and their associated tactics. For each dataset, we computed the mismatch rate, which is the proportion of correct technique-to-tactic mappings that are incorrect. Table VI presents results for the top-1/3/5 settings across ChatGPT-4o, Claude Sonnet 4, Gemini 2.5 Flash, and DeepSeek V3:

- **ChatGPT-4o** shows a low total mismatch rate ranging from 0.05% to 0.99%, indicating occasional tactical misassignments. However, its high technique-level accuracy ensures minimal operational impact.
- **Claude Sonnet 4** maintains nearly perfect consistency, with no mismatches for top-1/3, except for a minor mismatch (0.83%) at top-5 on the DAPT2020 dataset, suggesting its dependable technique-to-tactic alignment.
- **Gemini 2.5 Flash** Gemini 2.5 Flash demonstrates a total mismatch rate ranging from 0.33% to 0.51%, with a particularly high top-1 mismatch rate of 5.16% on the DAPT2020 dataset. Despite this, Gemini achieves the highest top-1 accuracy of 88.45%, suggesting that while it excels in overall accuracy, the model may still encounter occasional misclassifications on specific data points.
- **DeepSeek V3** maintains near-perfect consistency, with no mismatches at top-1 across all datasets and only minor mismatches (range from 0.01% to 0.02%) at top-3/5, demonstrating its precise mapping approach that prioritizes tactical alignment over extensive coverage.

Claude Sonnet 4 and DeepSeek V3 maintains nearly perfect consistency, demonstrating the highest level of tactical alignment. Meanwhile, ChatGPT-4o shows strong consistency, slight mismatches are minimal in impact compared to its superior technique detection. On the other hand, Gemini 2.5 Flash achieves higher accuracy but sacrifices some precision, which occasionally leads to tactical misassignments. These results demonstrate the adaptability of our method across various backbone models, ensuring tactical coherence without compromising performance.

E. RQ4: Practicality Study

To validate the real-world applicability of our approach, we integrate our system with an existing CNN+LSTM-based NIDS framework, evaluating its ability to enhance adversarial network traffic detection and subsequent attack behavior mapping. We conduct experiments on two benchmark datasets—CICIDS2017 (diverse attack types) and IoT23 (botnet-focused)—which reflect realistic attack scenarios. Our study assesses how effectively our system refines the mapping of attack techniques and tactics after the NIDS identifies malicious traffic.

Experimental Setup. We deploy the CNN+LSTM NIDS model from Bamber et al. [22], pretrained on CICIDS2017 and IoT23. Each dataset is split into 80% training and 20% testing data, with the model trained for 5 epochs. The NIDS classifies traffic as benign or malicious; for malicious samples, our system’s abstraction, inference, and refinement modules map the behaviors to MITRE ATT&CK techniques and tactics.

TABLE VI

TACTICAL CONSISTENCY EVALUATION ACROSS THREE DATASETS (DAPT2020, CICIDS2017, IoT23). FOR EACH DATASET, THE TABLE REPORTS THE NUMBER OF TECHNIQUES CORRECTLY IDENTIFIED (# CORRECT), THE NUMBER OF MISMATCHED TACTICS (# MISMATCHED), AND THE MISMATCH RATE (REPORTED AS A PERCENTAGE). THE EVALUATION IS PRESENTED FOR TOP-1, TOP-3, AND TOP-5 SETTINGS. THE VALUES FOR # CORRECT, # MISMATCHED, AND RATE ARE THE AVERAGES FROM THREE INDEPENDENT EXPERIMENTS CONDUCTED ON EACH DATASET.

Model	Dataset	Top-1			Top-3			Top-5		
		# Correct	# Mismatched	Rate	# Correct	# Mismatched	Rate	# Correct	# Mismatched	Rate
ChatGPT-4o	DAPT2020	10,806.67	163.67	1.51%	16,505.00	367.33	2.23%	22,336.33	369.67	1.66%
	CICIDS2017	273,385.33	0.00	0.00%	376,053.67	4,970.33	1.32%	376,228.33	4,972.67	1.32%
	IoT23	72,994.33	0.00	0.00%	145,676.67	0.00	0.00%	145,680.00	1.33	0.00%
	Total	357,186.33	163.67	0.05%	538,235.33	5,337.67	0.99%	544,244.67	5,343.67	0.98%
Claude Sonnet 4	DAPT2020	9,707.33	0.00	0.00%	16,652.33	0.00	0.00%	18,185.67	150.33	0.83%
	CICIDS2017	225,092.33	0.00	0.00%	347,457.33	0.00	0.00%	350,862.67	0.00	0.00%
	IoT23	71,696.67	0.00	0.00%	96,960.33	0.00	0.00%	97,134.67	0.00	0.00%
	Total	306,496.33	0.00	0.00%	461,070.00	0.00	0.00%	466,183.00	150.33	0.03%
Gemini 2.5 Flash	DAPT2020	8,926.67	460.33	5.16%	18,467.00	463.67	2.51%	18,755.00	463.67	2.47%
	CICIDS2017	267,187.33	1,324.00	0.50%	643,048.00	2,310.67	0.36%	652,190.00	3,634.67	0.56%
	IoT23	74,401.33	0.00	0.00%	191,186.00	0.00	0.00%	214,609.00	0.00	0.00%
	Total	350,515.33	1,784.33	0.51%	852,701.00	2,774.33	0.33%	885,554.00	4,098.33	0.46%
DeepSeek V3	DAPT2020	7,756.00	0.00	0.00%	10,125.00	1.00	0.01%	10,214.33	1.67	0.02%
	CICIDS2017	260,432.00	0.00	0.00%	374,401.00	0.00	0.00%	381,858.67	1.33	0.00%
	IoT23	74,418.33	0.00	0.00%	98,075.67	0.00	0.00%	98,145.33	0.00	0.00%
	Total	342,606.33	0.00	0.00%	482,601.67	1.00	0.00%	490,218.33	3.00	0.00%

TABLE VII

THE PERFORMANCE METRICS OF THE CNN+LSTM-BASED NIDS ON THE CICIDS2017 AND IoT23 DATASETS, INCLUDING TRUE POSITIVES (TP), TRUE NEGATIVES (TN), FALSE POSITIVES (FP), FALSE NEGATIVES (FN), AND STANDARD EVALUATION METRICS—ACCURACY (AC), PRECISION (PR), RECALL (RC), AND F1 SCORE.

Dataset	Result Statistics			
CICIDS2017	# TPs	# TNs	# FPs	# FNs
	103,150	242,404	49	68
	AC (%)	PR (%)	RC (%)	F1 (%)
	99.97	99.95	99.93	99.94
IoT23	# TPs	# TNs	# FPs	# FNs
	1,398,062	1,575	82	42
	AC (%)	PR (%)	RC (%)	F1 (%)
	99.99	99.99	99.99	99.99

We evaluate NIDS detection performance using standard metrics: True Positives (TP), True Negatives (TN), False Positives (FP), False Negatives (FN), Accuracy (AC), Precision (PR), Recall (RC), and F1 Score. Specifically, a TP occurs when the system correctly identifies a malicious network flow based on its feature representation, while a TN represents the correct classification of a benign flow. Conversely, an FP arises when the system misclassifies a benign flow as malicious, and an FN occurs when a malicious flow is erroneously classified as benign. For attack behavior mapping, we measure top-1, top-3, and top-5 accuracy for technique and tactic predictions. **Results and Analysis.** As shown in Table VII, the NIDS achieves near-perfect detection on both datasets (99.97% AC for CICIDS2017; 99.99% for IoT23), demonstrating the CNN+LSTM model's robustness. Post-detection, our system attains 94% top-1 accuracy for technique/tactic mapping on CICIDS2017 (Figure 4). IoT23 exhibits slightly lower but still strong performance (>90% top-1), with top-5 tactic accuracy exceeding 98%, highlighting our method's adaptability to specialized attack patterns (e.g., botnets).

These results underscore two key contributions:

- **Integration feasibility:** Our system seamlessly enhances NIDS outputs with ATT&CK mappings, adding interpretability without compromising detection efficacy.

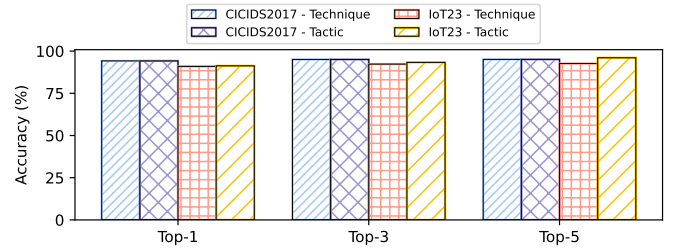


Fig. 4. The top-1, top-3, and top-5 weighted accuracy rates of RHINO in mapping detected attack behaviors to techniques and tactics for the CICIDS2017 and IoT23 datasets.

- **Scalability:** Consistent performance across heterogeneous datasets (general-purpose CICIDS2017 and IoT-specific IoT23) suggests broader applicability.

This study confirms our approach's practicality in operational settings, bridging the gap between detection and actionable threat intelligence.

VI. DISCUSSION

Token Efficiency vs. Accuracy Trade-off. Our method reveals a clear trade-off between token consumption and accuracy. As demonstrated in Figure 5, RHINO achieves significantly higher accuracy at the expense of increased token usage. Simpler approaches such as Vanilla and Chain-of-Thought (CoT) consume fewer tokens but yield lower accuracy, whereas RHINO improves accuracy by 69.45% (from 18.7% to 88.15%) compared to Vanilla, despite its higher token cost. This indicates a fundamental balance between efficiency and performance: lightweight methods may suffice for latency-sensitive tasks, while RHINO justifies its additional resource expenditure in scenarios demanding higher precision and interpretability.

Computational Overhead Justified by Performance Gains. Regarding computational overhead, RHINO exhibits the longest inference time (12,768.3s) among the baseline methods. However, this represents only a 16.97% increase over the strongest baseline, ToT (10,916.3s), while delivering a 28.65%

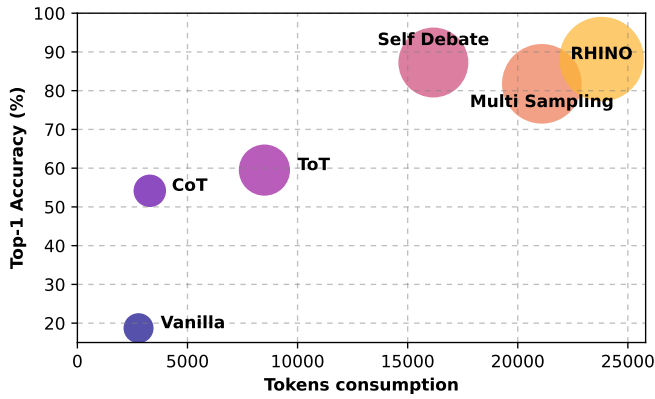


Fig. 5. Cost-effectiveness analysis. Each dot's size represents the average token consumption of each method. The y-axis represents the average accuracy across three datasets.

improvement in average accuracy. This suggests that our method effectively balances runtime and performance, with the gains in decision-making quality outweighing the marginal increase in inference time.

Exclusion of General-Purpose Reasoning LLMs. We deliberately excluded general-purpose reasoning LLMs, such as ChatGPT-o1 or DeepSeek-R1, as backbone models in our evaluation for two key reasons. First, these models are not designed to enforce structured execution steps, which conflicts with the core design principles of our methodology. Second, their inherent latency and operational costs make them impractical for multi-step or modular tasks, further highlighting the need for specialized solutions like RHINO.

VII. RELATED WORK

The mapping of security data to MITRE ATT&CK tactics and techniques (TTs) is critical for reconstructing adversarial behaviors and understanding advanced threats. Existing approaches fall into three primary methodological categories: rule-based systems, learning-based inference models, and LLM-powered semantic analysis.

Rule-based methods employ predefined mappings, topological analysis, or static ontologies [6], [11]. For instance, AttackDynamics [23] constructs attack graphs by correlating system topology with CAPEC, CWE, and CVE databases. While these approaches benefit from explicit expert knowledge, their reliance on manual pattern definitions renders them ineffective against novel attack techniques or unknown vulnerabilities, fundamentally limiting their generalizability.

Learning-based approaches [7], [9] address these limitations by inferring TTs from structured observations or system provenance. SAGE [10] employs rule-based preprocessing to convert IDS alerts into attack stages before applying unsupervised sequence modeling to extract multi-stage strategies. ARKAIV [8] maps system logs to tactics and uses supervised learning to predict data exfiltration outcomes. Recent advances in provenance graph analysis have shown particular promise—TREC [24] segments compact subgraphs from large system provenance data to identify individual APT technique instances. Through a Siamese neural network architecture and

few-shot learning, TREC overcomes the “needle in a haystack” challenge of locating sparse attack patterns while addressing the scarcity of labeled training data. However, these learning-based methods still face fundamental constraints: SAGE and ARKAIV operate at the tactical level without fine-grained technique recognition, while TREC’s dependency on system provenance graphs limits its applicability to environments where such detailed audit trails are unavailable.

LLM-based methods have emerged to bridge this semantic gap by leveraging pretrained language models for TT mapping. Daniel *et al.* [14] employ ChatGPT to annotate Snort rules with MITRE tactics and techniques, while the RAM framework [15] uses prompt-chaining to map SIEM queries to ATT&CK labels. These approaches benefit from LLMs’ broad knowledge base but remain constrained by their input requirements—they process only curated detection rules rather than raw observational data, as direct LLM processing of large-scale logs would be computationally prohibitive. Consequently, existing implementations rely on rule-based NIDS to perform initial semantic conversion from raw data to attack labels before LLM analysis.

Our work introduces a novel synthesis of these paradigms. By developing a log compression technique that preserves semantic information, we enable LLMs to analyze raw observational data without the computational overhead of processing complete log volumes. This approach eliminates dependency on both predefined rules (unlike rule-based systems) and labeled datasets (unlike learning-based methods), while overcoming the input limitations of current LLM implementations. Through procedural reasoning, our system bridges the semantic gap between low-level system events and high-level attacker behaviors effectively, supporting adaptable TT analysis across diverse detection paradigms.

VIII. CONCLUSION

RHINO reframes MITRE ATT&CK mapping as a structured reasoning task, combining context-aware log abstraction, collaborative multi-role inference, and definition-aware refinement to outperform rule-based, learning-based, and monolithic LLM approaches. Experiments across APT, intrusion, and IoT botnet scenarios demonstrate >86% top-1 accuracy, with a 4.9% reduction in hallucinations, while maintaining compatibility with existing NIDS pipelines. By mirroring human analyst workflows, RHINO enables reliable, interpretable attack analysis without relying on predefined rules or labeled datasets.

This work advances the state of the art in interpretable threat analysis, demonstrating that LLMs can excel in complex security reasoning when guided by structured, human-analogous workflows. Future directions include extending RHINO to multi-modal threat intelligence (e.g., logs + provenance graphs) and optimizing its token efficiency for real-time deployment.

REFERENCES

- [1] H.-J. Liao, C.-H. R. Lin, Y.-C. Lin, and K.-Y. Tung, “Intrusion detection system: A comprehensive review,” *Journal of network and computer applications*, vol. 36, no. 1, pp. 16–24, 2013.
- [2] J. Koziol, *Intrusion detection with Snort*. Sams Publishing, 2003.

- [3] Y. Mirsky, T. Doitshman, Y. Elovici, and A. Shabtai, “Kitsune: an ensemble of autoencoders for online network intrusion detection,” *arXiv preprint arXiv:1802.09089*, 2018.
- [4] B. E. Strom, A. Applebaum, D. P. Miller, K. C. Nickels, A. G. Pennington, and C. B. Thomas, “Mitre att&ck: Design and philosophy,” in *Technical report*. The MITRE Corporation, 2018.
- [5] M. Bromiley, “Agentic AI in the SOC: Reducing Alert Fatigue and Burnout — prophetsecurity.ai,” <https://www.prophetsecurity.ai/blog/agentic-ai-in-the-soc-reducing-alert-fatigue-burnout-attribution>, 2025.
- [6] A. B. Izzuddin and C. Lim, “Mapping threats in smart grid system using the mitre att&ck ics framework,” in *2022 IEEE International Conference on Aerospace Electronics and Remote Sensing Technology (ICARES)*. IEEE, 2022, pp. 1–7.
- [7] S. M. Milajerdi, R. Gjomemo, B. Eshete, R. Sekar, and V. Venkatakrishnan, “Holmes: real-time apt detection through correlation of suspicious information flows,” in *2019 IEEE symposium on security and privacy (SP)*. IEEE, 2019, pp. 1137–1152.
- [8] A. R. Hakim, K. Ramli, M. Salman, B. Pranggono, and E. R. Agustina, “Predicting data exfiltration using supervised machine learning based on tactics mapping from threat reports and event logs,” *IEEE Access*, 2024.
- [9] S. Moskal and S. J. Yang, “Translating intrusion alerts to cyberattack stages using pseudo-active transfer learning (patrl),” in *2021 IEEE conference on communications and network security (CNS)*. IEEE, 2021, pp. 110–118.
- [10] A. Nadeem, S. Verwer, S. Moskal, and S. J. Yang, “Alert-driven attack graph generation using s-pdfa,” *IEEE transactions on dependable and secure computing*, vol. 19, no. 2, pp. 731–746, 2021.
- [11] Q. Meng, N. Oo, Y. Jiang, H. W. Lim, and B. Sikdar, “Poster: M2ask: A correlation-based multi-step attack scenario detection framework using mitre att&ck mapping,” in *Proceedings of the 2024 on ACM SIGSAC Conference on Computer and Communications Security*, 2024, pp. 4979–4981.
- [12] Z. Yu, M. Wen, X. Guo, and H. Jin, “Maltracker: A fine-grained npm malware tracker copiloted by llm-enhanced dataset,” in *Proceedings of the 33rd ACM SIGSOFT International Symposium on Software Testing and Analysis*, 2024, pp. 1759–1771.
- [13] Y. Li, C. Huang, S. Deng, M. L. Lock, T. Cao, N. Oo, H. W. Lim, and B. Hooi, “KnowPhish: Large language models meet multimodal knowledge graphs for enhancing Reference-Based phishing detection,” in *33rd USENIX Security Symposium (USENIX Security 24)*. Philadelphia, PA: USENIX Association, Aug. 2024, pp. 793–810. [Online]. Available: <https://www.usenix.org/conference/usenixsecurity24/presentation/li-yuexin>
- [14] N. Daniel, F. K. Kaiser, A. Dzega, A. Elyashar, and R. Puzis, “Labeling nids rules with mitre att &ck techniques using chatgpt,” in *European Symposium on Research in Computer Security*. Springer, 2023, pp. 76–91.
- [15] P. N. Wudali, M. Kravchik, E. Malul, P. A. Gandhi, Y. Elovici, and A. Shabtai, “Rule-att&ck mapper (ram): Mapping siem rules to ttps using llms,” *arXiv preprint arXiv:2502.02337*, 2025.
- [16] D. V. Lindley, “Binomial sampling schemes and the concept of information,” *Biometrika*, vol. 44, no. 1-2, pp. 179–186, 1957.
- [17] S. Myneni, A. Chowdhary, A. Sabur, S. Sengupta, G. Agrawal, D. Huang, and M. Kang, “Dapt 2020-constructing a benchmark dataset for advanced persistent threats,” in *Deployable Machine Learning for Security Defense: First International Workshop, MLHat 2020, San Diego, CA, USA, August 24, 2020, Proceedings 1*. Springer, 2020, pp. 138–163.
- [18] I. Sharafaldin, A. H. Lashkari, A. A. Ghorbani *et al.*, “Toward generating a new intrusion detection dataset and intrusion traffic characterization,” *ICISSp*, vol. 1, pp. 108–116, 2018.
- [19] S. Garcia, A. Parmisano, and M. J. Erquiaga, “Tot-23: A labeled dataset with malicious and benign iot network traffic,” 2020, data set. [Online]. Available: <https://doi.org/10.5281/zenodo.4743746>
- [20] S. Yao, D. Yu, J. Zhao, I. Shafran, T. Griffiths, Y. Cao, and K. Narasimhan, “Tree of thoughts: Deliberate problem solving with large language models,” *Advances in neural information processing systems*, vol. 36, pp. 11 809–11 822, 2023.
- [21] W. Chmielnicki and K. Stapor, “Using the one-versus-rest strategy with samples balancing to improve pairwise coupling classification,” *International Journal of Applied Mathematics and Computer Science*, vol. 26, 03 2016.
- [22] S. S. Bamber, A. V. R. Katkuri, S. Sharma, and M. Angurala, “A hybrid cnn-lstm approach for intelligent cyber intrusion detection system,” *Computers & Security*, vol. 148, p. 104146, 2025.
- [23] C. Hankin, P. Malacaria *et al.*, “Attack dynamics: An automatic attack graph generation framework based on system topology, capec, cwe, and cve databases,” *Computers & Security*, vol. 123, p. 102938, 2022.
- [24] M. Lv, H. Gao, X. Qiu, T. Chen, T. Zhu, J. Chen, and S. Ji, “Trec: Apt tactic/technique recognition via few-shot provenance subgraph learning,” in *Proceedings of the 2024 on ACM SIGSAC Conference on Computer and Communications Security*, 2024, pp. 139–152.