

Yamaji effect in models of underdoped cuprates

Jing-Yu Zhao,¹ Shubhayu Chatterjee,² Subir Sachdev,^{3,4} and Ya-Hui Zhang¹

¹*Department of Physics and Astronomy, Johns Hopkins University, Baltimore, Maryland 21218, USA*

²*Department of Physics, Carnegie Mellon University, Pittsburgh, PA 15213, USA*

³*Department of Physics, Harvard University, Cambridge MA 02138, USA*

⁴*Center for Computational Quantum Physics, Flatiron Institute, 162 5th Avenue, New York, NY 10010, USA*

(Dated: October 30, 2025)

Recent angle-dependent magnetoresistance measurements in underdoped cuprates have revealed compelling evidence for small hole pockets in the pseudogap regime, including observation of the Yamaji effect in $\text{HgBa}_2\text{CuO}_{4+\delta}$ (Chan *et al.*, Nature Physics [10.1038/s41567-025-03032-2](https://doi.org/10.1038/s41567-025-03032-2) (2025)). A key distinction between theories is their predicted Fermi volumes, measured as fractions of the square lattice Brillouin zone: $p/4$ per pocket for spin density wave (SDW) versus $p/8$ for fractionalized Fermi liquid (FL*), where p is the hole doping. We calculate the c -axis magnetoresistance $\rho_{zz}(\theta, \phi)$ within the semiclassical Boltzmann formalism for both states, and using the ancilla layer model (ALM) for FL* in a single-band Hamiltonian. The results from the FL* phase show good consistency with current experimental data. Conversely, the results for the SDW phase are highly sensitive to the ordering momentum along the z -direction. An ordering vector of $Q = (\pi, \pi, \pi)$ yields predictions that starkly disagree with the experiment. The only possibility for agreement within the SDW scenario is to assume an ordering momentum of $Q = (\pi, \pi, 0)$. However, even in this specific case, the SDW scenario predicts a marginally smaller Yamaji angle at $\phi = 0$ than the FL* theory, and a second Yamaji peak near in-plane angle $\phi = 45^\circ$, which was not observed in the experiment. In reality, the Néel ordering vector is likely uncorrelated between adjacent layers, so that there is no coherent interlayer transport of hole-pocket quasiparticles in the SDW scenario, and consequently no Yamaji effect. Our results support the FL* interpretation of Fermi arcs in the pseudogap phase, and establish Yamaji angle measurements as a discriminatory tool between theoretical models.

I. INTRODUCTION

The pseudogap phase plays a central role in high- T_c cuprates as the parent state from which superconductivity emerges. Despite decades of intensive research, its microscopic origin remains one of the most prominent open questions in the field [1–3]. A key puzzle concerns the topology of the Fermi surface, which in the pseudogap regime manifests as an open “Fermi arc” in photoemission and scanning tunneling microscopy, rather than a closed, large Fermi surface. Whether these Fermi arcs represent the surviving segments of a large Fermi surface or instead form small Fermi pockets remains highly debated.

In principle, quantum oscillation measurements could discriminate between these scenarios by revealing the Fermi surface geometry directly. However, the very high upper critical fields near optimal doping make such measurements technically challenging. All observed quantum oscillations in the underdoped regime appear in the presence of charge density wave order, which complicates the interpretation of the Fermi surface. Recent progress in high-field transport measurements, particularly c -axis angle-dependent magnetoresistance (ADMR) [4, 5], provides a new opportunity to probe the Fermi pockets directly in the pseudogap phase without the presence of field-induced charge density wave order. Chan *et al.* [5] found that the Yamaji peak positions are consistent with small hole pockets of area $A_{\text{FS}} = p/8$ (measured in units

of the Brillouin zone area), rather than a large hole-like Fermi surface of area $A_{\text{Large FS}} = (1 + p)/2$, where p is the hole doping level. In Ref. [5], the Fermi pocket is approximated as a simple ellipse with area $A_{\text{pocket}} = p/8$, ignoring the Fermi-arc nature of the quasiparticle spectrum. As the spectral weight vanishes on the “back side” of the pocket, it is crucial to revisit whether the Yamaji peak can be reproduced within a more realistic microscopic model of the pseudogap state.

In this work, we consider two distinct scenarios for the origin of the small Fermi pockets.

One widely discussed interpretation attributes the Fermi arcs to a spin-density-wave (SDW) order with wavevector near (π, π) [6–12]. In this picture, the SDW order coexists with a conventional Fermi liquid (FL) state possessing a large Fermi surface. The SDW order reconstructs the large Fermi surface by folding it with wavevector (π, π) , leading to small hole pockets. This framework provides a satisfactory description in extremely underdoped regime where robust long-range SDW order is present [13]. However, its applicability at higher doping levels is less clear, particularly in the finite-temperature regime where SDW order becomes short-ranged and strongly fluctuating [11, 14, 15].

An alternative scenario does not invoke static SDW order. Instead, it assumes that small Fermi surfaces coexist with a spin-liquid-like background, forming a fractionalized Fermi liquid (FL*) phase [16–27]. In this case, the small Fermi pocket arises from the binding of holons

and spinons into gauge-neutral electron-like quasiparticles. A related binding has been studied in the form of ‘magnetic polarons’ in the low density limit [28, 29], and in the gauge theory context [30].

Another popular approach to the pseudogap is the ‘phase fluctuation’ theory [31–44]. While this can describe the photoemission Fermi arc spectra in a limited range of temperatures above the superconducting T_c , it does not have a simple connection to the hole pockets which are the focus of our attention. We also note the holon metal state [45–48], in which spinless charge e quasiparticles form Fermi pockets of area $p/4$ —these quasiparticles do not have coherent tunneling between layers, and so are inconsistent with ADMR observations.

Thus we focus on the SDW and FL* phases which can be consistent with the observation of the Yamaji effect. The quasiparticles of FL* are gauge neutral, and so can tunnel coherently between layers, as required for the Yamaji effect. For the SDW state, coherent tunneling between layers requires that the SDW ordering correlate between layers. We will consider three dimensional SDW ordering both at (π, π, π) and $(\pi, \pi, 0)$, and find that only the $(\pi, \pi, 0)$ case could have a Yamaji signal corresponding to the experiments. In neutron scattering experiments on $\text{HgBa}_2\text{CuO}_{4+\delta}$ [14, 15], the spin structure factor has negligible dependence on the wavevector in the interlayer direction, indicating negligible spin correlations. This is a serious issue for the SDW explanation of the Yamaji effect, but we will consider it nevertheless.

Both the SDW and FL* approaches predict the existence of small hole-like Fermi pockets, but they differ in the resulting Fermi surface topology and pocket area. In the SDW scenario, the Brillouin zone is folded by $Q = (\pi, \pi)$, yielding only two inequivalent pockets per spin species, with a pocket area $A_{\text{FL}} = p/4$. In contrast, in the FL* scenario, all four pockets are independent, each with area $A_{\text{FL}^*} = p/8$. Thus, precise measurements of the Fermi pocket geometry provide a powerful means of discriminating between these two classes of theories.

To check if ADMR can distinguish between the SDW and FL* scenarios, we calculate the c -axis magnetoresistance $\rho_{zz}(\theta, \phi)$ within the semiclassical Boltzmann formalism for both cases. A mean-field theory for the FL* state in a single band model, amenable to transport computations, is provided by the ancilla layer model (ALM) [24]. We show that the FL* framework reproduces the observed Yamaji peak as a function of the azimuthal angle θ , at $p = 0.1$ in $\text{HgBa}_2\text{CuO}_{4+\delta}$ [5]. For in-plane angle ϕ close to 0° , the value of the Yamaji θ is marginally smaller for the SDW theory (assuming $\mathbf{Q} = (\pi, \pi, 0)$), but the difference can be magnified by changes in the shape of the FL* hole pocket and the precise definition of the physical electron operator (see Appendix A). Moreover, there is a significant distinction between the two states at $\phi = 45^\circ$. Here the SDW scenario predicts an additional peak at $\theta \approx 70^\circ$, which is absent in both the FL* calculation and in the current experiment [5]. The current experimental result at $\phi = 45^\circ$ is closer to the FL*

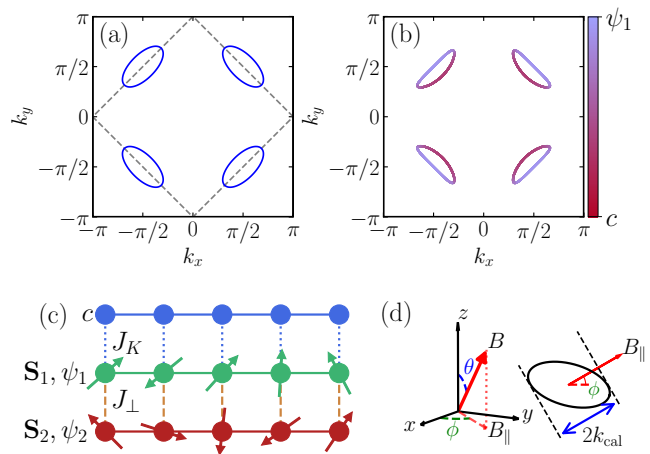


FIG. 1. (a) and (b) shows the Fermi pocket by (a) SDW and (b) FL* by ALM at doping $p = 0.1$. In (b), the red color represents the contribution of the physical electron to the spectral weight on the Fermi surface, and purple color represents the contribution from the ancilla fermion ψ_1 . The dark dashed line in (a) indicate the folded Brillouin zone corresponding by SDW (π, π) . (c) An illustration of the ancilla layer model. In the one-band model considered in this work, c and ψ_1 are the active electrically charged degrees of freedom, while the neutral ψ_2 fermions decouple and do not contribute to charge transport. (d) Schematic of the polar θ and azimuthal ϕ angles of the magnetic field \mathbf{B} . And an illustration of the caliper momentum k_{cal} along the in-plane magnetic field direction \mathbf{B}_{\parallel} .

scenario than the SDW scenario (even if we assume SDW order with momentum $\mathbf{Q} = (\pi, \pi, 0)$). A more definitive conclusion can be reached at larger $\omega_c \tau$.

Our results support the FL* interpretation of Fermi arcs in the pseudogap phase, and demonstrate that Yamaji-angle measurements provide a powerful means of distinguishing between competing theoretical scenarios of the pseudogap. We propose future experiments to better distinguish the FL* and SDW scenario based on the data along the in-plane angle $\phi = 45^\circ$ using higher magnetic fields or cleaner samples.

II. THEORETICAL MODELS FOR SMALL FERMİ POCKETS.

Here we compare different scenarios for the emergence of small Fermi pockets in the pseudogap phase. Several competing orders—such as spin density wave (SDW), charge density wave (CDW), and pair density wave (PDW)—have been proposed in the pseudogap regime, where they are considered to compete with d -wave superconductivity [49–55]. Specifically, we focus on two scenarios that generically lead to small hole pockets.

SDW metal: In this paper, we mainly consider the $\mathbf{Q} = (\pi, \pi)$ SDW order, described by the mean field

Hamiltonian:

$$H_{\text{SDW}} = \sum_{\mathbf{k}, \sigma} \epsilon_c(\mathbf{k}) c_{\mathbf{k}; \sigma}^\dagger c_{\mathbf{k}; \sigma} + \sum_{\mathbf{k}, \sigma} \Delta \sigma c_{\mathbf{k}; \sigma}^\dagger c_{\mathbf{k}+\mathbf{Q}; \sigma} + \text{h.c.} \quad (1)$$

where $\epsilon_c(\mathbf{k})$ denotes the dispersion of free fermions, $\mathbf{Q} = (\pi, \pi)$ is the SDW ordering wavevector, and Δ is the SDW order parameter. When Δ is finite, portions of the original Fermi surface connected by \mathbf{Q} are folded together, and a gap opens due to SDW ordering, leading to the formation of small closed pockets. We assume that the SDW order is strong enough to fully gap the electron-like pockets near $(\pi, 0)$. The typical Fermi surfaces are shown in Fig. 1(a). In the folded smaller Brillouin zone (BZ), there are two independent Fermi pockets, each with an area of $A = p/4$ in units of the original BZ area, where the factor of 4 in the denominator accounts for the two pockets and two spin degeneracy. Here we have not considered the ordering in the z direction, which will be important in Yamaji effect.

FL* phase: The pseudogap phenomenon is robust across a range of temperatures and doping levels, suggesting that the gap opening and Fermi surface reconstruction may be independent of the symmetry breaking orders. Here we consider another picture that the doped holes (with density p) form small pockets on top of the spin moments (with density 1) from the parent Mott insulator. The exact nature of the spin state for the local moments does not matter much for the hole pockets as long as there is no spin-rotation symmetry breaking. Therefore, we assume the spin moments form a symmetric spin liquid phase. The resulting metallic state is referred fractional Fermi liquid (FL*). The description of FL* phase in a one-band model is quite challenging because it requires a two-component picture, while all electrons are identical. We adopt the Ancilla Layer Model (ALM) [24] for a mean field description of the FL* phase.

In the ALM framework (as illustrated in Fig. 1 (c)), we introduce two layers of ancilla fermions ψ_1 and ψ_2 in addition to the physical electron c . ψ_1 and ψ_2 is at half filling per spin and they are projected to form a product of rung-singlet state in the end. The physical electron hybridizes with ψ_1 , leading to small Fermi surfaces, while ψ_2 remains decoupled and forms a spin liquid to be consistent with the Oshikawa-Luttinger theorem [56]. In this picture, c, ψ_1 form the charge sector while ψ_2 represent the neutral spinons. In this work, we focus on the charge sector and omit ψ_2 .

The charge sector of the FL* is described by a simple mean field Hamiltonian:

$$H_{\text{FL}^*} = \sum_{\mathbf{k}, \sigma} (\epsilon_c(\mathbf{k}) c_{\mathbf{k}; \sigma}^\dagger c_{\mathbf{k}; \sigma} + \epsilon_{\psi_1}(\mathbf{k}) \psi_{1; \mathbf{k}; \sigma}^\dagger \psi_{1; \mathbf{k}; \sigma}) + \Phi \sum_{\mathbf{k}; \sigma} c_{\mathbf{k}; \sigma}^\dagger \psi_{1; \mathbf{k}; \sigma} + \text{h.c.} \quad (2)$$

where $\epsilon_c(\mathbf{k})$ describes the same large Fermi surface as in Eq. (1), and $\epsilon_{\psi_1}(\mathbf{k})$ is the dispersion of the ψ_1 fermions. When Φ is finite, the ancilla electrons become part of the

Fermi surface and, together with c , form small hole-like pockets. In this case, all four Fermi pockets are independent, each with area $A_{\text{FS}} = p/8$, where the factor of 8 arises from the four pockets and spin degeneracy. Notably, the ancilla Fermi Hamiltonian in Eq. (2) naturally explains the Fermi arc behavior. As shown in Fig. 1(b), the inner side of each Fermi pocket is dominated by the physical electron c , while the outer side is contributed by the ancilla ψ_1 . The later is not directly visible to spectrum measurement and therefore dark in the ARPES.

III. YAMAJI EFFECT

While both SDW and FL* theories predict small Fermi pockets, they differ fundamentally in their microscopic interpretations and Fermi surface sizes. Unfortunately, the high transition temperatures of cuprates make direct quantum oscillation experiments challenging. We thus turn to the Yamaji effect which operates at relatively lower magnetic fields.

For a quasi-2D material whose conducting layers lie in the xy plane, Yamaji [57] showed that when a strong magnetic field \mathbf{B} is applied at a tilt angle θ from the z -axis (see Fig. 1(d)), the interlayer resistivity ρ_{zz} oscillates as a function of the tilt angle θ . This behavior has a purely geometric origin: the peak positions depend only on the Fermi-surface shape and are given by

$$c_{\text{lat}} k_{\text{cal}} \tan \theta_{\text{Yamaji}} = \frac{3\pi}{4} + n\pi, \quad (3)$$

c_{lat} is interlayer direction lattice constant and $2k_{\text{cal}}$ is the caliper momentum. It is the total span of the Fermi surface projected onto the in-plane field direction \mathbf{B}_{\parallel} (see Fig. 1(d)). For each integer n , there is a corresponding Yamaji angle, but the most dominant one is always at $n = 0$. From this perspective, the Yamaji effect is an ideal method to probe Fermi-surface geometry: by measuring the caliper momentum along different in-plane directions azimuthal angle ϕ , one can directly map out the Fermi-surface contour.

In Fig. 1, we illustrate the two different Fermi pockets predicted by the SDW and FL* phases respectively. Under the same bare hopping parameter and a finite Φ , the FL* Fermi pocket is basically the inner half of the SDW pocket, but now the spectrum weight on the back side of the Fermi pocket is negligible because it is dominated by the ancilla ψ_1 . According to (3), the SDW theory always predicts a smaller Yamaji angle than FL* along all the direction, and the distinction becomes most significant along the $\phi = 45^\circ$ direction. However, it is not clear whether the simple formula in (3) still hold when the spectral weight $Z_{\mathbf{k}}$ has a strong momentum dependence. Therefore, we will directly calculate the Yamaji angle using a semiclassical method based on our microscopic models in Eq. (1) and Eq. (2).

A. Calculation of resistivity

To compute the c -axis resistivity, it is necessary to include a finite interlayer hopping $t_z(\mathbf{k})$ between neighboring CuO_2 planes. The corresponding Hamiltonian reads

$$H_z = - \sum_{\mathbf{k}, \sigma} 2t_z(\mathbf{k}) \cos(k_z c_{\text{lat}}) c_{0;\mathbf{k};\sigma}^\dagger c_{0;\mathbf{k};\sigma}, \quad (4)$$

where $c_{0;\mathbf{k}}$ denotes the physical electron operator that can hop between adjacent layers, and c_{lat} is the z -axis lattice constant.

In the SDW theory, $c_{0;\mathbf{k};\sigma}$ coincides with the electron operators appearing in Eq. (1). Because we care about the z -direction transport, the ordering momentum in z direction now matters. If we assume there is a large correlation length along the z -direction, there are two major ansatzes with momentum $\mathbf{Q} = (\pi, \pi, \pi)$ and $\mathbf{Q} = (\pi, \pi, 0)$, corresponding to antiferromagnetic and ferromagnetic inter-layer spin coupling respectively. We present the results for $\mathbf{Q} = (\pi, \pi, \pi)$ in the appendix, which are very different from the current experiment. In this case the inter-layer hopping is frustrated because of the opposite spin direction between the two nearest-neighbor layers. It turns out that the z -direction resistivity ρ_{zz} decreases with θ at small θ , opposite to the trend in the experiment. In the main text we will mainly focus on the order $\mathbf{Q} = (\pi, \pi, 0)$ in the SDW scenario because this may be the best case to match the experiment. However, we note that the correlation length in the z -direction is likely smaller than the layer spacing in real system and thus the ordering direction between two layers may be random. In such a scenario, the hopping of hole-pocket quasiparticles between any two layers would depend on the overlap of the in-plane SDW ordering directions of these two layers. The lack of SDW correlations in the z -direction can effectively render such hopping random, and this poses a serious challenge to the SDW explanation of the experimental observation of the Yamaji effect [14, 15]. Nevertheless, In the following we will focus on SDW ordering $\mathbf{Q} = (\pi, \pi, 0)$ and leave a study of the realistic case with short range SDW order to the future work.

Within the ALM theory for the FL* phase, $c_{0;\mathbf{k};\sigma}$ is generally a linear combination of two types of quasiparticles, $c_{\mathbf{k};\sigma}$ and $\psi_{1;\mathbf{k};\sigma}$, as the physical electron operator $c_{0;\mathbf{k};\sigma}$ is related by a canonical transformation to the operators $c_{\mathbf{k};\sigma}$ and $\psi_{1;\mathbf{k};\sigma}$ in the top two layers. At leading order in $1/J_\perp$, where J_\perp is the rung exchange coupling between the ancilla layers (see Fig. 1 (c)), this canonical transformation is local, and hence momentum independent (see Appendix A of Ref. [58]). So we can write

$$c_{0;\mathbf{k};\sigma} = \cos(a) c_{\mathbf{k};\sigma} + \sin(a) \psi_{\mathbf{k};\sigma}, \quad (5)$$

where the mixing angle a is small for large J_\perp ; we will mainly use $a = 0$ in the main text. Furthermore, one must also consider the possible \mathbf{k} dependence of the interlayer hopping $t_z(\mathbf{k})$. For cuprates, it is commonly assumed that $t_z(\mathbf{k})$ takes the form $t_z(\mathbf{k}) = t_{z,0} +$

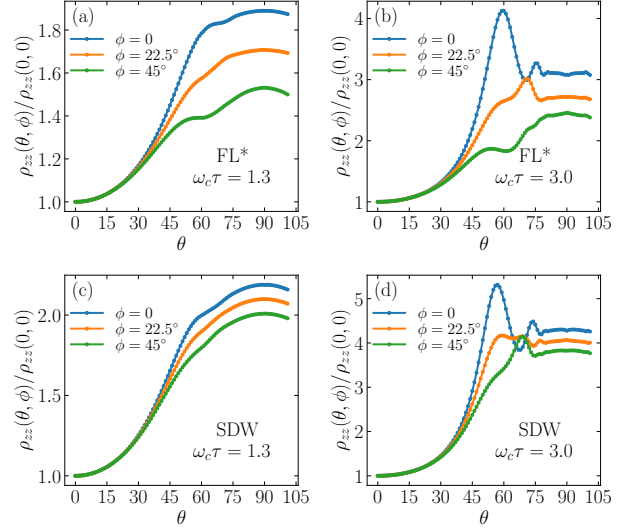


FIG. 2. Calculated interlayer resistivity $\rho_{zz}(\theta, \phi)/\rho_{zz}(0, 0)$ as a function of the polar angle θ for azimuthal angles $\phi = 0^\circ$, 22.5° , and 45° . Panels (a) and (b) show the results obtained within FL* by ALM for $\omega_c\tau = 1.3$ and $\omega_c\tau = 3.0$, respectively, with the mixing term $a = 0$. The Yamaji angle at $\phi = 0^\circ$ is extracted as $\theta \approx 59.5^\circ$. Panels (c) and (d) present the corresponding results calculated within the SDW framework for $\omega_c\tau = 1.3$ and $\omega_c\tau = 3.0$. The Yamaji angle at $\phi = 0^\circ$ is extracted as $\theta \approx 57^\circ$.

$t_{z,1}[\cos(k_x) - \cos(k_y)]^2/4$, as discussed in Ref. [59]. In what follows, we focus on the case with $t_{z,0} \neq 0$ and defer the discussion of $t_{z,1}$ to a later stage.

For both FL* and SDW phases, we use the semiclassical method to compute the c -direction conductivity, where the quasiparticles undergo cyclotron motion in a plane perpendicular to the magnetic field. To this end, we use the semi-classical Chamber formula

$$\sigma_{zz} = \frac{e^2}{4\pi^3} \int_{\text{FS}} d^2k \mathcal{D}(\mathbf{k}) \int_{-\infty}^0 dt' v_z(\mathbf{k}(0)) v_z(\mathbf{k}(t')) e^{t'/\tau}, \quad (6)$$

where $\mathcal{D}(\mathbf{k})$ is the density of states at the Fermi surface, $\mathbf{k}(t)$ labels different points of the path of cyclotron motion, τ is the average scattering time and $v_z = \partial\epsilon(\mathbf{k})/\partial k_z$ is the z direction velocity of the quasi-particle on the Fermi surface. The interlayer resistivity is estimated as $\rho_{zz} \approx 1/\sigma_{zz}$, since the in-plane conductivity is typically much larger than the c -axis conductivity. When the magnetic field is high enough such that the electron can go through several cycles within τ , the velocity v_z average along the cyclotron path and periodically renders zero as θ changes. We will use $\omega_c\tau \equiv 2\pi\tau/T_0$ to denote the strength of magnetic field or scattering time, where T_0 is the period for an electron to complete one orbit around the Fermi pocket when the magnetic field is perpendicular to the xy plane.

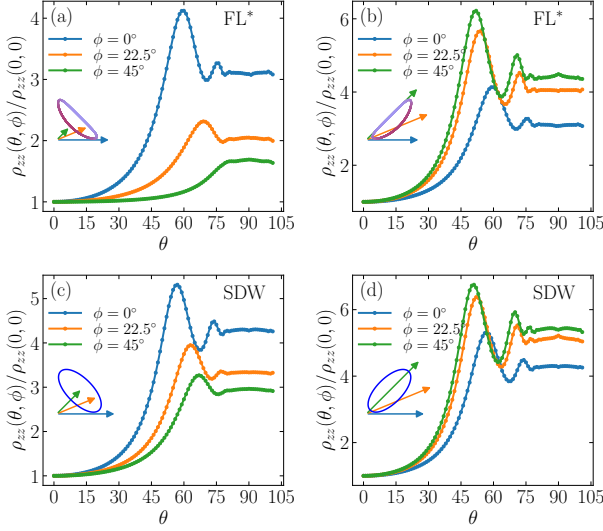


FIG. 3. Comparison of the resistivity curve ρ_{zz} contributed by different pockets. $\omega_c\tau = 3.0$ and $a = 0$ is used for all the calculations. (a) and (b) show the resistivity contributed by the two pockets of the FL* theory. (c) and (d) show the resistivity contributed by the two pockets of the SDW theory. The corresponding pockets are shown in the insets of each figure. The arrows indicate the directions of the in plane magnetic \mathbf{B}_{\parallel} , with the arrow lengths proportional to the corresponding caliper momentum k_{cal} .

IV. RESULTS

We compute the resistivity as a function of the polar and azimuthal angles (θ, ϕ) of the magnetic field \mathbf{B} for both the FL* and the SDW theory, as shown in Fig. 2. The calculations are performed at a hole doping level $p = 0.1$ in $\text{HgBa}_2\text{CuO}_{4+\delta}$, using microscopic lattice parameters $a_{\text{lat}} = 3.88 \text{ \AA}$ and $c_{\text{lat}} = 9.50 \text{ \AA}$. For the bare hopping of electron, we take $t_c = 0.22$, $t'_c = -0.034$, $t''_c = 0.036$, $t'''_c = -0.007$, and $t_{z,0} = 0.01$ (all in units of eV) for both ALM and SDW theories. In the ALM theory of the FL* phase, we use the ancilla fermion ψ hopping $t_\psi = 0.1$, $t'_\psi = -0.03$, $t''_\psi = -0.01$, and $\Phi = 0.09$ [25]. In the SDW, we use $\Delta = 0.18$ to fully gap the electron pocket. Results are presented for both a smaller $\omega_c\tau$, which better mimics experimental conditions, and a larger $\omega_c\tau$, which provides sharper resolution of the Yamaji oscillations.

For both theories, the resistivity curves at smaller τ show qualitative agreement with experiment: ρ_{zz} increases with θ at small tilt angles and exhibits broad Yamaji peaks at larger θ . Increasing τ sharpens these peaks and resolves the characteristic oscillatory structure of the Yamaji effect. Nevertheless, the two theories predict distinct Yamaji peak positions. For the FL*, the Yamaji angle is identified as $\theta \approx 59.5^\circ$ for $\phi = 0^\circ$, while for the SDW theory it occurs at $\theta \approx 57^\circ$ for $\phi = 0^\circ$. Experimentally, the corresponding peak is observed near

$\theta \approx 63^\circ$, although its precise position is difficult to pin down due to the broadness of the feature. We also note that the Yamaji peak tends to shift slightly to larger θ for smaller τ , likely due to the superposition of the intrinsic oscillations with the monotonic background increase in c -axis resistivity.

When a finite mixing parameter a is included in Eq. (5), the distinction between the FL* and SDW descriptions becomes more pronounced. As discussed in Appendix A, a finite mixing a suppresses the out-of-plane quasi-particle velocity v_z at the corner of the Fermi pocket, leading to a reduced effective caliper momentum and hence larger Yamaji angles. In the FL* scenario, a larger Φ , which decides the pseudogap scale, also increases the Yamaji angle at $\phi = 0^\circ$. Therefore, a larger Yamaji angle is possible in the FL* scenario with a different parameter. In contrast, in the SDW scenario, the room to tune the Yamaji angle is narrower.

Beyond the distinction in Yamaji peak positions at $\phi = 0^\circ$, a more pronounced difference appears at $\phi = 45^\circ$, as illustrated by the green curves in Figs. 2(b) and (d). Experimentally, a broad Yamaji peak is observed near $\theta \approx 55^\circ$ for $\phi = 45^\circ$, corresponding to the long axis of the Fermi pocket, while no clear signature of the short-axis peak has been reported. Our calculations reproduce this broad long-axis peak around $\theta \approx 55^\circ$ for both FL* and SDW theories. However, the SDW theory predicts a weaker peak at $\theta \approx 55^\circ$, and an additional Yamaji peak near $\theta \approx 70^\circ$ at large τ . The latter originates from the short axis of the pocket, whereas the FL* instead exhibits a dip at the same angle.

To clarify the origin of this discrepancy, we decompose ρ_{zz} into contributions from the individual pockets, as shown in Fig. 3. Along the long axis [Figs. 3(b) and 3(d)], the resistivity curves from the FL* and SDW theories are qualitatively similar, with the FL* predicting a marginally larger Yamaji angle for the same reason discussed at $\phi = 0^\circ$. In contrast, along the short axis [Figs. 3(a) and 3(c)], the two theories produce markedly different structures: the SDW theory yields a Yamaji peak near $\theta \approx 70^\circ$ for $\phi = 45^\circ$, whereas the FL* shows no corresponding peak. This behavior can be understood from the pocket geometry illustrated in the insets: according to Eq. (3), the Yamaji angle is determined by the Fermi momentum projected along the ϕ direction, $2k_{\text{cal}}$. While the projected momentum k_{cal} is similar for FL* and SDW along the long axis, it differs by almost a factor of two along the short axis due to the different pocket area $p/4$ in the SDW case and $p/8$ in FL* case. Consequently, the strongest contrast between the two theories appears when \mathbf{B}_{\parallel} is aligned with the short axis of the pocket.

For the current experimental resolution, it remains unclear whether a pronounced peak would appear at $\theta = 70^\circ$ at longer quasiparticle lifetimes. At present, the data appears to show a weak dip at $\theta = 70^\circ$, thus is closer to the FL* scenario than the SDW scenario. Improved measurement precision in future high-field experiments

may ultimately provide a decisive test.

V. DISCUSSION

ψ_1 Response to EM Field. In applying the semi-classical Chambers equation [Eq. (6)] to the ancilla Fermi pocket, we assume that electrons execute cyclotron orbits under the magnetic field. This amounts to assuming that both the c and ψ_1 fermions respond in the same way to the external electromagnetic field. Such an assumption is justified in two dimensions [24], where condensation of the bosonic field Φ locks the in-plane external magnetic field to the internal gauge field, $\mathbf{A}_{\parallel} = \mathbf{a}_{\parallel}$, via the Higgs mechanism. In this case, the ψ_1 particles are effectively coupled to the external field and therefore contribute to transport. In a realistic three-dimensional system with finite interlayer hopping t_z , whether ψ_1 couple to the z direction electromagnetic field needs re-justification. We note the finite mixing parameter a in Eq. (5) can induce interlayer correlations of both c and ψ_1 , leading to a finite phase stiffness along the z direction for the bosonic field Φ . The stiffness along z is generally much weaker than the in-plane stiffness, and this anisotropy may introduce additional broadening in the interlayer transport response. We leave it to future to study this effect beyond the current semi-classical calculation.

Momentum dependence of t_z . We have also examined the effect of \mathbf{k} dependence of the interlayer hopping, $t_z(\mathbf{k}) = t_{z,0} + t_{z,1}[\cos k_x - \cos k_y]^2/4$, which is symmetry-allowed and often relevant in multilayer cuprates. As shown in Appendix C, when we add a $t_{z,1}$ term on top of $t_{z,0}$, the resulting Yamaji angle and overall magnetoresistance profile are nearly identical to those obtained for the isotropic case (Fig. 2). We therefore conclude that the anisotropic component of the interlayer hopping is unimportant in $\text{HgBa}_2\text{CuO}_{4+\delta}$ at low hole doping.

In general, there can also be momentum dependence in the scattering time τ at different part of the Fermi pocket. In particular, in the FL^* phase, τ for the physical electrons c and for the ancilla particles ψ_1 may differ substantially. Nevertheless, the Yamaji effect is expected to be robust against such anisotropy in τ , provided that a closed Fermi pocket exists. We leave it to future to analyze the effect of anisotropic scattering time.

Short range SDW. In the main text, we assume the spin-density-wave (SDW) has a long correlation length. Even in this idealized case, we have shown that it is in poorer agreement with the experiment than the FL^* phase. In reality, the correlation length of the SDW order is known to be short in certain cuprates, like $\text{HgBa}_2\text{CuO}_{4+\delta}$ [14, 15]. For instance, in the z -direction, the relative Néel ordering between adjacent layers may be uncorrelated, which would effectively randomize the inter-layer hopping. We expect the agreement with the experiment to be even poorer in this scenario, but future work is needed to rigorously model the short-range SDW case.

ADMR in LSCO. Finally, we note that angle-dependent magnetoresistance has also been measured in other cuprate materials, such as LSCO [4], at a higher doping levels ($p \sim 0.21$). In this regime, the magnetic field is not strong enough to induce the Yamaji effect. Instead, the resistivity decreases with increasing θ at small tilt angles, and develops a peak near $\theta = 90^\circ$. To qualitatively capture this behavior, we calculate the c -axis resistivity of the ancilla pocket assuming an anisotropic interlayer hopping $t_z(\mathbf{k}) = t_{z,1}[\cos(k_x) - \cos(k_y)]^2/4$. For smaller $\omega_c\tau = 0.4$, ρ_{zz} decreases monotonically with θ and reaches its minimum at $\theta = 90^\circ$. For larger $\omega_c\tau = 1.0$, ρ_{zz} first increases to a maximum before decreasing again. The appearance of this maximum signals the onset of a Yamaji-type oscillation, although the first Yamaji angle is smaller than in the isotropic case due to the strong momentum dependence of $t_z(\mathbf{k})$. We therefore predict that at sufficiently high magnetic fields, the Yamaji effect should also emerge in LSCO.

On the other hand, the resistivity peak at $\theta = 90^\circ$ is absent in the present calculation because v_z vanishes along the back side of the Fermi pocket, consistent with the findings of Ref. [60]. To reproduce this feature, one needs to include a finite hybridization a between the physical and ancilla layers c and ψ_1 respectively, as discussed in more detail in Appendix E.

VI. CONCLUSION

In summary, we have computed the c -axis magnetoresistance $\rho_{zz}(\theta, \phi)$ as a function of the angle (θ, ϕ) of the magnetic field within the semiclassical Boltzmann framework for both the SDW and FL^* scenarios of the pseudogap phase. Using the ancilla layer model for FL^* , we show that the observed Yamaji peak in $\text{HgBa}_2\text{CuO}_{4+\delta}$ [5] is quantitatively reproduced by a small Fermi pocket of area $A_{\text{FS}} = p/8$. In contrast, the SDW scenario highly depends on the ordering in the z direction. SDW with momentum $\mathbf{Q} = (\pi, \pi, \pi)$ qualitatively disagree with the current experiment. For SDW with momentum $\mathbf{Q} = (\pi, \pi, 0)$ gives a reconstruction with $A_{\text{FS}} = p/4$ and is less consistent with the experiment for the direction $\phi = 45^\circ$ of the in-plane component of the magnetic field. For example, it predicts an additional Yamaji peak, which is absent in the current experiment. We conclude that FL^* phase better explains the current experimental observation at $p = 0.1$ and we propose future experiments to study the full doping dependence to verify the Fermi surface area $A_{\text{FS}} = p/8$.

ACKNOWLEDGMENTS

We thank Mun Chan, A. Chubukov, M. Greven, N. Harrison, C.M. Jian, J. Kim, P.A. Lee, A. Nikolaenko, P. Nosov, B. Ramshaw, T. Senthil, and L. Taillefer for valuable discussions. SS was supported by the U.S. Na-

tional Science Foundation grant No. DMR-2245246 and by the Simons Collaboration on Ultra-Quantum Matter which is a grant from the Simons Foundation (651440, S.S.). JYZ and YHZ were supported by the National Science Foundation under Grant No. DMR-2237031.

Appendix A: Dependence of Yamaji angle on additional parameters in the FL* phase

When a finite mixing parameter a in Eq. (5) is introduced, the distinction between the SDW and FL* states becomes more pronounced. Fig. 4(c) shows the Yamaji angle as a function of a , which increases monotonically with the mixing strength, especially for $a > 0$. To gain intuition for this behavior, Fig. 4 illustrates the effective interlayer hopping $t_{z,\text{eff}}$ of quasiparticles for both negative and positive values of a

$$t_{z,\text{eff}} \equiv \frac{v_z(\mathbf{k})}{-2t_z(\mathbf{k})c_{\text{lat}} \sin(k_z c_{\text{lat}})}, \quad (\text{A1})$$

where $v_z(\mathbf{k}) = \partial\epsilon/\partial k_z$ is the out-of-plane velocity of the hybridized band formed by c and ψ_1 , and $-2t_z(\mathbf{k})c_{\text{lat}} \sin(k_z c_{\text{lat}})$ is the bare z velocity computed from the interlayer hopping Eq. (4). For both $a < 0$ and $a > 0$, the out-of-plane velocity is strongly suppressed on the backside of the Fermi pocket, consistent with the fact that only one side of the pocket carries significant spectral weight $Z_{\mathbf{k}}$. This behavior is qualitatively distinct from the simplified elliptical Fermi pocket used in Ref. [5], where a finite v_z is assumed across the entire Fermi surface.

In particular, for $a > 0$, the effective hopping is further reduced near the corners of the Fermi pocket, as clearly seen in Fig. 4(b) and (d). This suppression effectively decreases the caliper momentum k_{cal} defined in Eq. (3), making it smaller than the geometric pocket size. As a result, the difference between the Yamaji angles predicted by the FL* and SDW scenarios becomes more pronounced. This observation also helps resolve a previous puzzle. In the experimental study of Ref. [5], a nearly elliptical pocket with only moderate anisotropy (aspect ratio $a_{\text{ellipse}}/b_{\text{ellipse}} \approx 2.6$) provided good agreement with the data. However, Fermi arcs observed in photoemission experiments often appear much flatter. The apparent discrepancy is naturally reconciled once a finite mixing a is included.

There is also a strong dependence of the Yamaji angle on the hybridization strength Φ . In Fig. 5, we show the Φ dependence of the Yamaji angle at $\phi = 0^\circ$, which increases monotonically with Φ . A larger Φ enhances the hybridization between the c and ψ_1 fermions, making the Fermi pocket more elliptical. Consequently, the caliper length k_{cal} along $\phi = 0^\circ$ becomes shorter, leading to a larger θ_{Yamaji} . In the main text, we use $\Phi = 0.09$ eV as estimated in Ref. [25], though the actual value in Hg1201 may differ slightly. Because the Yamaji angle along a single direction is sensitive to microscopic parameters, only

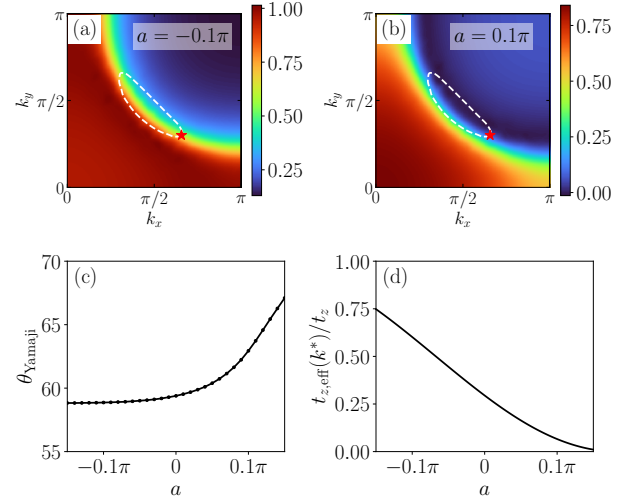


FIG. 4. Yamaji angle of ALM for different mixing angles a , with a defined in Eq. (5) (a) and (b): the effective $t_{z,\text{eff}}(\mathbf{k})$ as a function of momentum \mathbf{k} for $a = -0.1\pi$ and $a = 0.1\pi$. The dashed white line indicate the Fermi pocket and the red star marks the momentum k^* of the corner of Fermi pocket. (c) The Yamaji angle for $\phi = 0^\circ$ as a function of a . Data points were obtained from the peak positions of the interlayer resistivity $\rho_{zz}(\theta, 0)$ calculated at $\omega_c\tau = 4.0$. (d) The effective $t_{z,\text{eff}}(\mathbf{k}^*)$ at the corner of the Fermi pocket \mathbf{k}^*

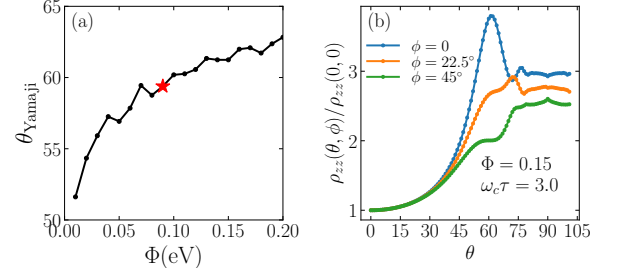


FIG. 5. Yamaji angle of FL* for different hybridization strength Φ , with Φ defined in Eq. (2). (a) The Yamaji angle θ_{Yamaji} as a function of Φ for $\phi = 0^\circ$ and $a = 0$, extracted from the data of $\omega_c\tau = 4.0$. The red star indicate the parameter we used in the main text. (b) Calculated interlayer resistivity $\rho_{zz}(\theta, \phi)/\rho_{zz}(0, 0)$ as a function of the polar angle θ for azimuthal angles $\phi = 0^\circ, 22.5^\circ$, and 45° , with $\omega_c\tau = 3.0$.

the combination of Yamaji angles from multiple directions can provide a reliable determination of the Fermi surface shape. This highlights the importance of our main-text discussion on the distinction between SDW and FL* at $\phi = 45^\circ$, where the difference between the two scenarios becomes most pronounced.

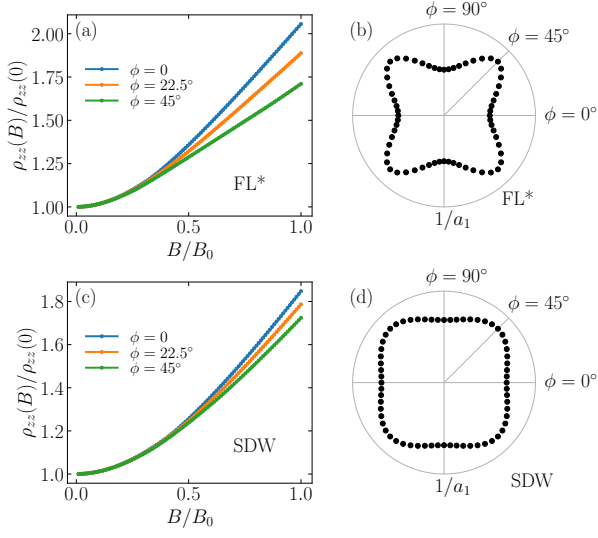


FIG. 6. Interlayer resistivity ρ_{zz} under a magnetic field for FL* (a), (b) and SDW (c), (d) states. (a) $\rho_{zz}(\theta = 90^\circ, \phi)$ versus B and ϕ for the FL* state, showing an approximately linear dependence $\rho_{zz} \simeq a_1 B$ at large B . Here B_0 is chosen as the magnetic field such that $\omega_c \tau = 1.0$. (b) Inverse slope $1/a_1$ for the FL* state as a function of ϕ , revealing strong anisotropy with maxima near $\phi = 45^\circ$. (c) $\rho_{zz}(\theta = 90^\circ, \phi)$ versus B and ϕ for the SDW state, also approximately linear at large B . (d) Inverse slope $1/a_1$ for the SDW state as a function of ϕ , showing pronounced anisotropy with maxima near $\phi = 45^\circ$.

Appendix B: Field dependence of $\rho_{zz}(\theta = 90^\circ, \phi)$.

The field dependence of ρ_{zz} at $\theta = 90^\circ$ also reflects the pocket geometry. At high fields, we find $\rho_{zz} \propto B$ with $\rho_{zz} = a_1 B$, and the inverse slope $1/a_1$ shows a pronounced dependence on ϕ : for both theories, $1/a_1$ reaches a maximum at $\phi = 45^\circ$ and a minimum at $\phi = 0^\circ$, in qualitative agreement with experiment.

Appendix C: Form factor of inter-layer hopping

In this appendix, we examine the effect of two different forms of interlayer hopping, parameterized as

$$t_z = t_{z,0} + t_{z,1} [\cos k_x - \cos k_y]^2 / 4. \quad (\text{C1})$$

In the main text, for simplicity, only the uniform component $t_{z,0}$ was included. However, both $t_{z,0}$ and $t_{z,1}$ are symmetry-allowed and may coexist in realistic materials.

Figure 7 shows the interlayer resistivity calculated using only the anisotropic term $t_{z,1}$. The resulting ρ_{zz} displays a qualitatively different behavior from that in the main text Fig. 2. For small τ , the resistivity decreases monotonically with increasing θ and reaches a minimum at $\theta = 90^\circ$, similar to the behavior reported for LSCO. For larger τ , Yamaji oscillations appear as θ increases,

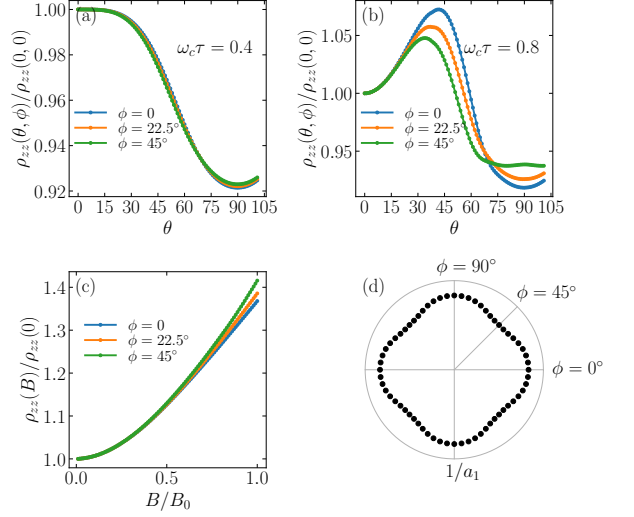


FIG. 7. Resistivity ρ_{zz} calculated by the ancilla pocket with $t_z(\mathbf{k}) = t_z [\cos(k_x) - \cos(k_y)]^2 / 4$, as a function of θ and ϕ for (a) $\omega_c \tau = 0.4$ and (b) $\omega_c \tau = 0.8$. (c) $\rho_{zz}(\theta = 90^\circ, \phi)$ as a function of B and ϕ . Here B_0 is chosen as the magnetic field such that $\omega_c \tau = 1.0$. (d) The inverse slope $1/a_1$ as a function of ϕ .

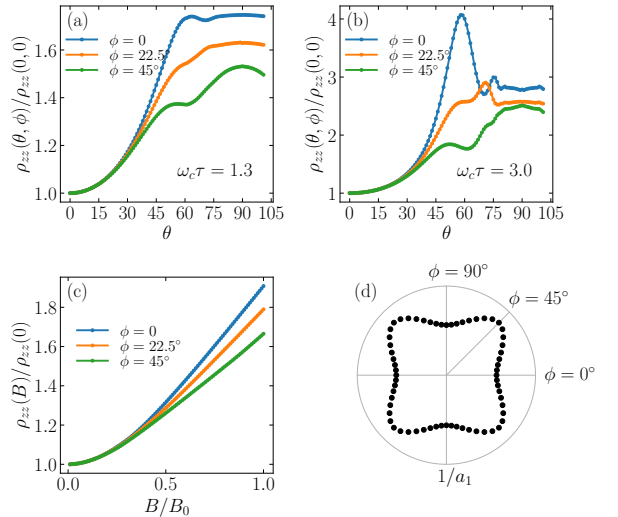


FIG. 8. Resistivity ρ_{zz} calculated by the ancilla theory with $t_z(\mathbf{k}) = t_z (1 + [\cos(k_x) - \cos(k_y)]^2 / 4)$, as a function of θ and ϕ for (a) $\omega_c \tau = 1.3$ and (b) $\omega_c \tau = 3.0$. (c) $\rho_{zz}(\theta = 90^\circ, \phi)$ as a function of B and ϕ . Here B_0 is chosen as the magnetic field such that $\omega_c \tau = 1.0$. (d) The slope $1/a_1$ as a function of ϕ .

but the corresponding Yamaji angles are significantly smaller than in the isotropic case. We also examined the field dependence of $\rho_{zz}(B)$ at $\theta = 90^\circ$, and found that neither its overall trend nor its angular dependence matches experimental observations.

In contrast, when both terms are included with equal

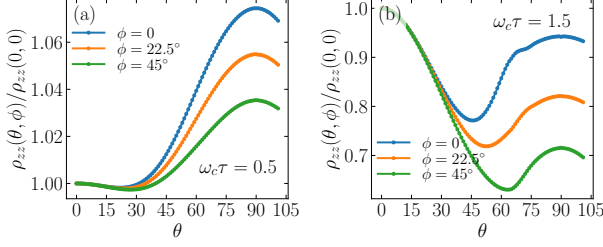


FIG. 9. Resistivity ρ_{zz} calculated within SDW theory with $\mathbf{Q} = (\pi, \pi, \pi)$, shown as a function of θ and ϕ for (a) $\omega_c\tau = 0.5$ and (b) $\omega_c\tau = 1.5$.

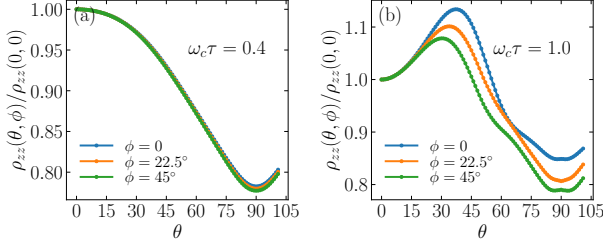


FIG. 10. Resistivity ρ_{zz} calculated within FL* for LSCO parameters at doping $p = 0.21$, with interlayer hopping $t_z(\mathbf{k}) = t_z[\cos(k_x) - \cos(k_y)]^2/4$, shown as a function of θ and ϕ for (a) $\omega_c\tau = 0.4$ and (b) $\omega_c\tau = 1.0$.

weight,

$$t_z = t_{z,0}(1 + [\cos k_x - \cos k_y]^2/4), \quad (\text{C2})$$

with $t_{z,0} = 0.005\text{eV}$. The calculated resistivity curves [Fig. 8] are nearly identical to those obtained using only the uniform hopping $t_{z,0}$ (Figs. 2 (a) and (b) in the main text). We therefore conclude that in $\text{HgBa}_2\text{CuO}_{4+\delta}$, the uniform interlayer hopping $t_{z,0}$ provides the dominant contribution, provided its magnitude is comparable to that of the anisotropic term $t_{z,1}$.

Appendix D: SDW with $\mathbf{Q} = (\pi, \pi, \pi)$.

In considering the c -axis resistivity within the SDW framework, it is important to carefully account for the c component of the SDW folding momentum. While the spin correlation along c is generally antiferromagnetic, it is much weaker than the in-plane correlations. In the main text, we focus on the case with $\mathbf{Q} = (\pi, \pi, 0)$. Here, we also examine the alternative possibility that $\mathbf{Q} = (\pi, \pi, \pi)$.

The resulting ADMR curve is shown in Fig. 9, which differs qualitatively from the experimental observation. The ADMR curve decreases as a function of θ for small θ . This behavior arises from the folding of the interlayer hopping t_z , which causes the inner and outer halves of

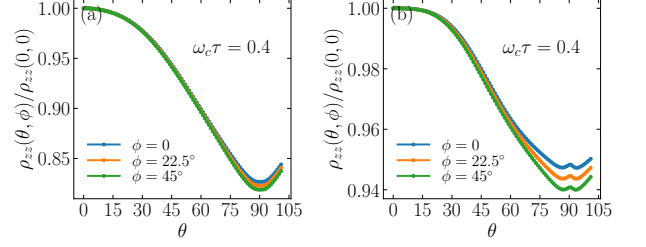


FIG. 11. Resistivity ρ_{zz} calculated within FL* for LSCO parameters at doping $p = 0.21$, with interlayer hopping $t_z(\mathbf{k}) = t_z[\cos(k_x) - \cos(k_y)]^2/4$, shown as a function of θ and ϕ for $\omega_c\tau = 0.4$. Panels (a) and (b) correspond to (a) $c_0 = \cos(\pi/10), c_{\mathbf{k}} + \sin(\pi/10), \psi_{\mathbf{k}}$, and (b) $c_0 = \cos(\pi/5), c_{\mathbf{k}} + \sin(\pi/5), \psi_{\mathbf{k}}$, respectively.

the SDW pocket acquire opposite signs of t_z , effectively introducing an anisotropy in the interlayer hopping. At higher magnetic fields, a Yamaji peak emerges at a larger angle, but the overall lineshape remains inconsistent with experiment.

Appendix E: ADMR in LSCO

In this appendix, we show the magnetoresistance curve calculated by ALM in the LSCO sample[4] at doping $p = 0.21$, with $a_{\text{lat}} = 3.75 \text{ \AA}$ and $c_{\text{lat}} = 6.60 \text{ \AA}$. Here we choose $t = 0.16 \text{ eV}$, $t'/t = -0.1364$ and $t''/t = 0.0682$ for the c electron, $t_\psi/t = -1$, $t'_\psi/t = 0.1364$ and $t''_\psi/t = 0.0682$ for the ψ electron, and a hybridization $\Phi/t = 0.006$. The interlayer hoppings in Eq. C2 are $t_{z,0} = 0$ and $t_{z,1}/t = 0.0325$. The calculated resistivity is shown in Fig. 10. For smaller $\omega_c\tau = 0.4$, ρ_{zz} decreases monotonically with θ and reaches its minimum at $\theta = 90^\circ$. For larger $\omega_c\tau = 1.0$, ρ_{zz} first increases to a maximum before decreasing again. The appearance of this maximum signals the onset of a Yamaji-type oscillation, although the first Yamaji angle is smaller than in the isotropic case (with $t_{z,0}$ dominated) due to the strong momentum dependence of $t_z(\mathbf{k})$.

Experiment[4] also revealed a pronounced peak in ρ_{zz} near $\theta = 90^\circ$. Such a feature is absent in the FL* pocket, where the backside carries a vanishing quasiparticle weight Z_k . Here we show that this experimental feature can be partially captured by introducing a finite z -direction hopping of the ancilla fermion ψ , arising from the finite mixing between c and ψ in Eq. (5). The calculated $\rho_{zz}(\theta)$ for $a = \pi/10$ and $a = \pi/5$ are shown in Fig. 11. As a increases, a peak develops near $\theta = 90^\circ$. Although this peak remains weaker than that observed experimentally, its appearance indicates that a finite z -direction hopping of ψ indeed produces the correct qualitative behavior. Moreover, the peak at $\theta = 0^\circ$ is stronger than that at $\theta = 45^\circ$, consistent with experimental trends. Achieving a more quantitative agreement

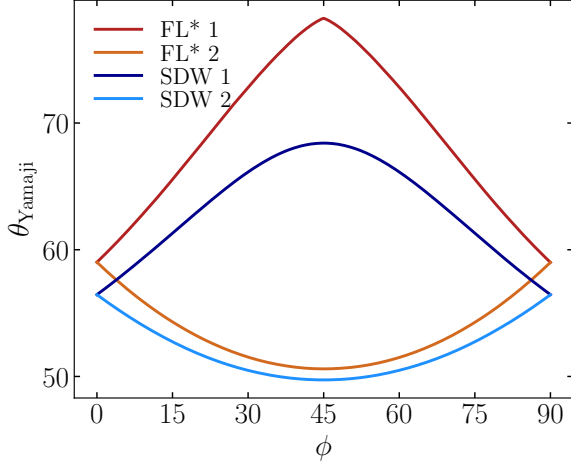


FIG. 12. The Yamaji angles of a single pocket in the FL* and SDW states, directly estimated using the caliper momentum k_{cal} according to Eq. (3). Here, FL* 1 and FL* 2 denote the two distinct pockets located in the first and second quadrants, respectively; SDW 1 and SDW 2 are defined analogously.

with experiment will likely require a refined tuning of the Fermi pocket geometry, particularly near its corners.

Appendix F: A brief introduction to the Yamaji effect.

1. Chamber's formula of conductivity

We employ the semiclassical Boltzmann approach to calculate the conductivity. Within the relaxation-time

approximation, the Boltzmann equation reads

$$\frac{\partial f}{\partial t} + \mathbf{v} \cdot \nabla_{\mathbf{r}} f + \frac{d\mathbf{k}}{dt} \cdot \nabla_{\mathbf{k}} f = -\frac{\delta f}{\tau}, \quad (\text{F1})$$

where $f(\mathbf{r}, \mathbf{k}, t) = f_0(\mathbf{k}) + \delta f(\mathbf{r}, \mathbf{k}, t)$ is the Fermi distribution of a semiclassical wave packet, and $f_0(\mathbf{k})$ is the equilibrium Fermi–Dirac distribution. The quasiparticle velocity is given by $\mathbf{v} = \nabla_{\mathbf{k}} \epsilon(\mathbf{k})$. In the presence of external electromagnetic fields, the momentum evolves as $\frac{d\mathbf{k}}{dt} = -e(\mathbf{E} + \mathbf{v} \times \mathbf{B})$. For a uniform external field, the dependence on \mathbf{r} can be neglected, and the equation simplifies to

$$\frac{\partial f}{\partial t} + e(\mathbf{E} + \mathbf{v} \times \mathbf{B}) \cdot \mathbf{v} \left(-\frac{\partial f}{\partial \epsilon} \right) = -\frac{\delta f}{\tau}. \quad (\text{F2})$$

Its solution takes the form

$$\delta f(\mathbf{k}, t) = -e\mathbf{E} \cdot \mathbf{v}_{\text{ret}}(\mathbf{k}(t), t)\tau \left(-\frac{\partial f}{\partial \epsilon} \right), \quad (\text{F3})$$

where the retarded velocity is defined as

$$\mathbf{v}_{\text{ret}}(\mathbf{k}(t), t) = \frac{1}{\tau} \int_{-\infty}^t dt' \mathbf{v}(\mathbf{k}(t')) e^{-(t-t')/\tau}. \quad (\text{F4})$$

In the high-field regime where $\omega_c \tau \sim 1$, electrons undergo cyclotron motion along the Fermi surface, and the effect of \mathbf{E} can be neglected in evaluating Eq. (F4).

With the distribution function determined, the current density can be written as

$$J_i = -2e \int \frac{d^3 k}{(2\pi)^3} f(\mathbf{k}, 0) v_i = 2e^2 E_j \int \frac{d^3 k}{(2\pi)^3} \left(-\frac{\partial f}{\partial \epsilon} \right) \int_{-\infty}^0 dt' v_i(\mathbf{k}(0)) v_j(\mathbf{k}(t')) e^{t'/\tau}, \quad (\text{F5})$$

where the factor of 2 accounts for spin degeneracy. Here we have set $t = 0$, since integration over \mathbf{k} already averages over different times. This leads to the well-known Chamber's formula for the conductivity:

$$\sigma_{ij} = \frac{e^2}{4\pi^3} \int_{\text{FS}} d^2 k \mathcal{D}(\mathbf{k}) \int_{-\infty}^0 dt' v_i(\mathbf{k}(0)) v_j(\mathbf{k}(t')) e^{t'/\tau}, \quad (\text{F6})$$

where $\mathcal{D}(\mathbf{k})$ is the local density of states, and $\mathbf{k}(t)$ parametrizes the position along the Fermi-surface orbit. The subscript “FS” indicate integration over the full 3d Fermi surface. In all the calculations in this work, we assume t_{\perp} is much smaller than the in-plane hopping, such that the effect of $v_z(B_x - B_y)$ can be neglected. All the cyclotron orbits share the same period in this con-

dition. We also assume $\mathcal{D}(\mathbf{k}) \approx \mathcal{D}_{2d}(\mathbf{k})$, with the later fully determined by the in-plane dispersion $\epsilon_{2d}(k_x, k_y)$.

2. Yamaji effect

When $\omega_c \tau \sim 1$, electrons complete full periodic orbits along the Fermi surface. The velocity correlation term $v_i(\mathbf{k}(0)) v_j(\mathbf{k}(t'))$ therefore averages over the entire orbit and cancels periodically under certain “magic” angles—this is the essence of the Yamaji effect.

As an example, consider a system with interlayer coupling t_{\perp} and dispersion

$$\epsilon_{3d}(\mathbf{k}) = \epsilon_{2d}(k_x, k_y) - 2t_{\perp} \cos(k_z c_{\text{lat}}), \quad (\text{F7})$$

where $\epsilon_{3d}(\mathbf{k})$ is the full 3d dispersion and $\epsilon_{2s}(k_x, k_y)$ is the in-plane dispersion, c_{lat} is the lattice constant along the z direction. When t_{\perp} is much smaller than the in-plane hopping, all the cyclotron orbits share the same

period, and $\mathcal{D}(\mathbf{k}) = \mathcal{D}_{2d}(\mathbf{k})$. The integration over the Fermi surface can be replaced by an integration over k_z and time t . The conductivity along the z direction is then

$$\begin{aligned}\sigma_{zz} &= \frac{e^3 B \cos \theta}{4\hbar^2 \pi^3} \int_{-\pi/c_{\text{lat}}}^{\pi/c_{\text{lat}}} dk_z \int_0^T dt \int_0^\infty dt' v_z(\mathbf{k}(t)) v_z(\mathbf{k}(t-t')) e^{-t'/\tau} \\ &= \frac{t_{\perp}^2 c_{\text{lat}}^2 e^3 B \cos \theta}{\hbar^4 \pi^3} \int_{-\pi/c_{\text{lat}}}^{\pi/c_{\text{lat}}} dk_z \int_0^T dt \int_0^\infty dt' \sin(k_z c_{\text{lat}} - k_{\parallel}(t) c_{\text{lat}} \tan \theta) \sin(k_z c_{\text{lat}} - k_{\parallel}(t-t') c_{\text{lat}} \tan \theta) e^{-t'/\tau} \\ &= \frac{t_{\perp}^2 c_{\text{lat}} e^3 B \cos \theta}{2\hbar^4 \pi^3} \int_0^T dt \int_0^\infty dt' \cos([k_{\parallel}(t) - k_{\parallel}(t-t')] c_{\text{lat}} \tan \theta) e^{-t'/\tau},\end{aligned}\tag{F8}$$

where $k_{\parallel}(t)$ denotes the in-plane component of the momentum along the cyclotron orbit projected to the in-plane magnetic field direction \mathbf{B}_{\parallel} .

It is evident that the cosine term introduces an oscillatory dependence when τ is comparable to T . The oscillation period is controlled by the maximum momentum difference $2k_{\text{cal}} = \max\{|k_{\parallel}(t) - k_{\parallel}(t-t')|\}$, such that a larger k_{cal} corresponds to a smaller Yamaji peak angle.

Finally, in Fig. 12 we show the Yamaji angles of FL* and SDW predicted directly from the caliper momentum k_{cal} according to Eq. (3). The results are consistent with the c -axis resistivity shown in the main text. It is clear that the SDW theory always predicts a smaller Yamaji angle than FL* along all the in-plane magnetic field direction ϕ , with the difference most pronounced along $\phi = 45^\circ$ for the first quadrant pockets.

-
- [1] T. Timusk and B. Statt, *The pseudogap in high-temperature superconductors: an experimental survey*, *Reports on Progress in Physics* **62**, 61 (1999), [arXiv:cond-mat/9905219](#) [cond-mat.supr-con].
 - [2] M. R. Norman, D. Pines, and C. Kallin, *The pseudogap: friend or foe of high T_c ?*, *Advances in Physics* **54**, 715 (2005), [arXiv:cond-mat/0507031](#) [cond-mat.supr-con].
 - [3] B. Keimer, S. A. Kivelson, M. R. Norman, S. Uchida, and J. Zaanen, *From quantum matter to high-temperature superconductivity in copper oxides*, *Nature* **518**, 179 (2015).
 - [4] Y. Fang, G. Grissonnanche, A. Legros, S. Verret, F. Laliberté, C. Collignon, A. Ataei, M. Dion, J. Zhou, D. Graf, M. J. Lawler, P. A. Goddard, L. Taillefer, and B. J. Ramshaw, *Fermi surface transformation at the pseudogap critical point of a cuprate superconductor*, *Nature Physics* **18**, 558 (2022), [arXiv:2004.01725](#) [cond-mat.str-el].
 - [5] M. K. Chan, K. A. Schreiber, O. E. Ayala-Valenzuela, E. D. Bauer, A. Shekhter, and N. Harrison, *Observation of the Yamaji effect in a cuprate superconductor*, *Nature Physics* **10.1038/s41567-025-03032-2** (2025), [arXiv:2411.10631](#) [cond-mat.str-el].
 - [6] J. Schmalian, D. Pines, and B. Stojković, *Weak Pseudogap Behavior in the Underdoped Cuprate Superconductors*, *Phys. Rev. Lett.* **80**, 3839 (1998), [arXiv:cond-mat/9708238](#) [cond-mat.supr-con].
 - [7] J. Schmalian, D. Pines, and B. Stojković, *Microscopic theory of weak pseudogap behavior in the underdoped cuprate superconductors: General theory and quasiparticle properties*, *Phys. Rev. B* **60**, 667 (1999), [arXiv:cond-mat/9804129](#) [cond-mat].
 - [8] A. Abanov and A. V. Chubukov, *Spin-Fermion Model near the Quantum Critical Point: One-Loop Renormalization Group Results*, *Phys. Rev. Lett.* **84**, 5608 (2000), [arXiv:cond-mat/0002122](#) [cond-mat.supr-con].
 - [9] B. Kyung, V. Hankevych, A. M. Daré, and A. M. S. Tremblay, *Pseudogap and Spin Fluctuations in the Normal State of the Electron-Doped Cuprates*, *Phys. Rev. Lett.* **93**, 147004 (2004), [arXiv:cond-mat/0312499](#) [cond-mat.str-el].
 - [10] R. He, M. Hashimoto, H. Karapetyan, J. Koralek, J. Hinton, J. Testaud, V. Nathan, Y. Yoshida, H. Yao, K. Tanaka, W. Meevasana, R. Moore, D. Lu, S.-K. Mo, M. Ishikado, H. Eisaki, Z. Hussain, T. Devereaux, S. Kivelson, J. Orenstein, A. Kapitulnik, and Z.-X. Shen, *From a Single-Band Metal to a High-Temperature Superconductor via Two Thermal Phase Transitions*, *Science* **331**, 1579 (2011), [arXiv:1103.2329](#) [cond-mat.str-el].
 - [11] M. Ye and A. V. Chubukov, *Crucial role of thermal fluctuations and vertex corrections for the magnetic pseudogap*, *Phys. Rev. B* **108**, L081118 (2023), [arXiv:2306.05489](#) [cond-mat.str-el].
 - [12] E. K. Kokkinis and A. V. Chubukov, *Pseudogap in electron-doped cuprates: thermal precursor to magnetism*, *arXiv e-prints*, [arXiv:2505.11727](#) (2025), [arXiv:2505.11727](#) [cond-mat.str-el].
 - [13] S. Kunisada, S. Isono, Y. Kohama, S. Sakai, C. Bareille, S. Sakuragi, R. Noguchi, K. Kurokawa, K. Kuroda, Y. Ishida, S. Adachi, R. Sekine, T. K. Kim, C. Cacho, S. Shin, T. Tohyama, K. Tokiwa, and T. Kondo, *Observation of small Fermi pockets protected by clean CuO_2 sheets of a high- T_c superconductor*, *Science* **369**, 833 (2020), [arXiv:2008.07784](#) [cond-mat.supr-con].
 - [14] W. Tabis, Y. Li, M. L. Tacon, L. Braicovich, A. Kreyssig, M. Minola, G. Dellea, E. Weschke, M. J. Veit, M. Ra-

- mazanoglu, A. I. Goldman, T. Schmitt, G. Ghiringhelli, N. Barišić, M. K. Chan, C. J. Dorow, G. Yu, X. Zhao, B. Keimer, and M. Greven, *Charge order and its connection with Fermi-liquid charge transport in a pristine high- T_c cuprate*, *Nature Communications* **5**, 5875 (2014), [arXiv:1404.7658 \[cond-mat.supr-con\]](#).
- [15] Z. W. Anderson, Y. Tang, V. Nagarajan, M. K. Chan, C. J. Dorow, G. Yu, D. L. Abernathy, A. D. Christianson, L. Mangin-Thro, P. Steffens, T. Sterling, D. Reznik, D. Bounoua, Y. Sidis, P. Bourges, and M. Greven, *Gapped commensurate antiferromagnetic response in a strongly underdoped model cuprate superconductor*, *npj Quantum Materials* **10**, 93 (2025), [arXiv:2412.03524 \[cond-mat.supr-con\]](#).
- [16] T. Senthil, S. Sachdev, and M. Vojta, *Fractionalized Fermi Liquids*, *Phys. Rev. Lett.* **90**, 216403 (2003), [cond-mat/0209144](#).
- [17] R. K. Kaul, A. Kolezhuk, M. Levin, S. Sachdev, and T. Senthil, *Hole dynamics in an antiferromagnet across a deconfined quantum critical point*, *Phys. Rev. B* **75**, 235122 (2007), [arXiv:cond-mat/0702119 \[cond-mat.str-el\]](#).
- [18] R. K. Kaul, Y. B. Kim, S. Sachdev, and T. Senthil, *Algebraic charge liquids*, *Nature Physics* **4**, 28 (2008), [arXiv:0706.2187 \[cond-mat.str-el\]](#).
- [19] K.-Y. Yang, T. M. Rice, and F.-C. Zhang, *Phenomenological theory of the pseudogap state*, *Phys. Rev. B* **73**, 174501 (2006), [arXiv:cond-mat/0602164 \[cond-mat.supr-con\]](#).
- [20] Y. Qi and S. Sachdev, *Effective theory of Fermi pockets in fluctuating antiferromagnets*, *Phys. Rev. B* **81**, 115129 (2010), [arXiv:0912.0943 \[cond-mat.str-el\]](#).
- [21] J.-W. Mei, S. Kawasaki, G.-Q. Zheng, Z.-Y. Weng, and X.-G. Wen, *Luttinger-volume violating Fermi liquid in the pseudogap phase of the cuprate superconductors*, *Phys. Rev. B* **85**, 134519 (2012), [arXiv:1109.0406 \[cond-mat.supr-con\]](#).
- [22] M. Punk, A. Allais, and S. Sachdev, *A quantum dimer model for the pseudogap metal*, *Proc. Nat. Acad. Sci.* **112**, 9552 (2015), [arXiv:1501.00978 \[cond-mat.str-el\]](#).
- [23] S. Chatterjee and S. Sachdev, *Fractionalized Fermi liquid with bosonic chargons as a candidate for the pseudogap metal*, *Phys. Rev. B* **94**, 205117 (2016), [arXiv:1607.05727 \[cond-mat.str-el\]](#).
- [24] Y.-H. Zhang and S. Sachdev, *From the pseudogap metal to the Fermi liquid using ancilla qubits*, *Phys. Rev. Res.* **2**, 023172 (2020), [arXiv:2001.09159 \[cond-mat.str-el\]](#).
- [25] E. Mascot, A. Nikolaenko, M. Tikhonovskaya, m. Zhang, D. K. Morr, and S. Sachdev, *Electronic spectra with paramagnon fractionalization in the single-band Hubbard model*, *Phys. Rev. B* **105**, 075146 (2022), [arXiv:2111.13703 \[cond-mat.str-el\]](#).
- [26] H. Pandey, M. Christos, P. M. Bonetti, R. Shanker, A. Nikolaenko, S. Sharma, and S. Sachdev, *Thermal $SU(2)$ lattice gauge theory of the cuprate pseudogap: reconciling Fermi arcs and hole pockets*, *arXiv e-prints*, [arXiv:2507.05336 \(2025\)](#), [arXiv:2507.05336 \[cond-mat.str-el\]](#).
- [27] P. M. Bonetti, M. Christos, A. Nikolaenko, A. A. Patel, and S. Sachdev, *Critical quantum liquids and the cuprate high temperature superconductors*, *arXiv e-prints*, [arXiv:2508.20164 \(2025\)](#), [arXiv:2508.20164 \[cond-mat.str-el\]](#).
- [28] F. Grusdt, M. Kanasz-Nagy, A. Bohrdt, C. S. Chiu, G. Ji, M. Greiner, D. Greif, and E. Demler, *Parton Theory of Magnetic Polarons: Mesonic Resonances and Signatures in Dynamics*, *Physical Review X* **8**, 011046 (2018), [arXiv:1712.01874 \[cond-mat.quant-gas\]](#).
- [29] C. S. Chiu, G. Ji, A. Bohrdt, M. Xu, M. Knap, E. Demler, F. Grusdt, M. Greiner, and D. Greif, *String patterns in the doped Hubbard model*, *Science* **365**, 251 (2019), [arXiv:1810.03584 \[cond-mat.quant-gas\]](#).
- [30] X.-G. Wen and P. A. Lee, *Theory of Underdoped Cuprates*, *Phys. Rev. Lett.* **76**, 503 (1996), [arXiv:cond-mat/9506065 \[cond-mat\]](#).
- [31] V. J. Emery and S. A. Kivelson, *Importance of phase fluctuations in superconductors with small superfluid density*, *Nature* **374**, 434 (1995).
- [32] M. Franz and A. J. Millis, *Phase fluctuations and spectral properties of underdoped cuprates*, *Phys. Rev. B* **58**, 14572 (1998), [arXiv:cond-mat/9805401 \[cond-mat.supr-con\]](#).
- [33] T. Eckl, D. J. Scalapino, E. Arrigoni, and W. Hanke, *Pair phase fluctuations and the pseudogap*, *Phys. Rev. B* **66**, 140510 (2002), [arXiv:cond-mat/0110377 \[cond-mat.supr-con\]](#).
- [34] M. Mayr, G. Alvarez, C. Şen, and E. Dagotto, *Phase Fluctuations in Strongly Coupled d-Wave Superconductors*, *Phys. Rev. Lett.* **94**, 217001 (2005), [arXiv:cond-mat/0511023 \[cond-mat.supr-con\]](#).
- [35] E. Berg and E. Altman, *Evolution of the Fermi Surface of d-Wave Superconductors in the Presence of Thermal Phase Fluctuations*, *Phys. Rev. Lett.* **99**, 247001 (2007), [arXiv:0705.1566 \[cond-mat.supr-con\]](#).
- [36] Q. Han, T. Li, and Z. D. Wang, *Pseudogap and Fermi-arc evolution in the phase-fluctuation scenario*, *Phys. Rev. B* **82**, 052503 (2010), [arXiv:1005.5497 \[cond-mat.supr-con\]](#).
- [37] T. Li and Q. Han, *On the origin of the Fermi arc phenomenon in the underdoped cuprates: signature of KT-type superconducting transition*, *Journal of Physics Condensed Matter* **23**, 105603 (2011), [arXiv:1003.1783 \[cond-mat.supr-con\]](#).
- [38] Y.-W. Zhong, T. Li, and Q. Han, *Monte Carlo study of thermal fluctuations and Fermi-arc formation in d-wave superconductors*, *Phys. Rev. B* **84**, 024522 (2011), [arXiv:1008.4191 \[cond-mat.supr-con\]](#).
- [39] T. Li and H. Liao, *Raman spectrum in the pseudogap phase of the underdoped cuprates: effect of phase coherence and the signature of the KT-type superconducting transition*, *Journal of Physics: Condensed Matter* **23**, 464201 (2011).
- [40] K. Sarkar, S. Banerjee, S. Mukerjee, and T. V. Ramakrishnan, *The correlation between the Nernst effect and fluctuation diamagnetism in strongly fluctuating superconductors*, *New Journal of Physics* **19**, 073009 (2017), [arXiv:1701.08091 \[cond-mat.supr-con\]](#).
- [41] D. K. Singh, S. Kadge, Y. Bang, and P. Majumdar, *Fermi arcs and pseudogap phase in a minimal microscopic model of d-wave superconductivity*, *Phys. Rev. B* **105**, 054501 (2022), [arXiv:2112.10965 \[cond-mat.supr-con\]](#).
- [42] X.-C. Wang and Y. Qi, *Phase fluctuations in two-dimensional superconductors and pseudogap phenomenon*, *Phys. Rev. B* **107**, 224502 (2023), [arXiv:2212.05737 \[cond-mat.supr-con\]](#).
- [43] Z. Zhou, K. Wang, H.-J. Liao, Z.-X. Li, and T. Xiang, *Universal scaling behavior of resistivity under two-dimensional superconducting phase fluctuations*, [arXiv](#)

- e-prints , [arXiv:2406.09944](#) (2024), [arXiv:2406.09944](#) [cond-mat.str-el].
- [44] F. Yang, Y. Shi, and L. Q. Chen, *Preformed Cooper Pairing and the Uncondensed Normal-State Component in Phase-Fluctuating Cuprate Superconductivity*, [arXiv e-prints](#) (2025), [arXiv:2509.21133](#) [cond-mat.str-el].
 - [45] P. A. Lee, *Gauge field, Aharonov-Bohm flux, and high- T_c superconductivity*, *Phys. Rev. Lett.* **63**, 680 (1989).
 - [46] S. Sachdev, M. A. Metlitski, Y. Qi, and C. Xu, *Fluctuating spin density waves in metals*, *Phys. Rev. B* **80**, 155129 (2009), [arXiv:0907.3732](#) [cond-mat.str-el].
 - [47] D. Chowdhury and S. Sachdev, *Higgs criticality in a two-dimensional metal*, *Phys. Rev. B* **91**, 115123 (2015), [arXiv:1412.1086](#) [cond-mat.str-el].
 - [48] P. M. Bonetti and W. Metzner, *$SU(2)$ gauge theory of the pseudogap phase in the two-dimensional Hubbard model*, *Phys. Rev. B* **106**, 205152 (2022), [arXiv:2207.00829](#) [cond-mat.str-el].
 - [49] A. Jaefari, S. Lal, and E. Fradkin, *Charge-density wave and superconductor competition in stripe phases of high-temperature superconductors*, *Phys. Rev. B* **82**, 144531 (2010), [arXiv:1007.2187](#) [cond-mat.supr-con].
 - [50] L. E. Hayward, D. G. Hawthorn, R. G. Melko, and S. Sachdev, *Angular fluctuations of a multi-component order describe the pseudogap regime of the cuprate superconductors*, *Science* **343**, 1336 (2014), [arXiv:1309.6639](#) [cond-mat.supr-con].
 - [51] P. A. Lee, *Amperean Pairing and the Pseudogap Phase of Cuprate Superconductors*, *Physical Review X* **4**, 031017 (2014), [arXiv:1401.0519](#) [cond-mat.str-el].
 - [52] L. Nie, L. E. H. Sierens, R. G. Melko, S. Sachdev, and S. A. Kivelson, *Fluctuating orders and quenched randomness in the cuprates*, *Phys. Rev. B* **92**, 174505 (2015), [arXiv:1505.06206](#) [cond-mat.supr-con].
 - [53] E. Fradkin, S. A. Kivelson, and J. M. Tranquada, *Colloquium: Theory of intertwined orders in high temperature superconductors*, *Reviews of Modern Physics* **87**, 457 (2015), [arXiv:1407.4480](#) [cond-mat.supr-con].
 - [54] C. Pépin and H. Freire, *Charge order and emergent symmetries in cuprate superconductors*, *Annals of Physics* **456**, 169233 (2023), [arXiv:2210.04046](#) [cond-mat.supr-con].
 - [55] E. Fradkin, *Intertwined Orders and the Physics of High Temperature Superconductors*, *Particles* **8**, 70 (2025), [arXiv:2506.21673](#) [cond-mat.supr-con].
 - [56] M. Oshikawa, *Topological Approach to Luttinger's Theorem and the Fermi Surface of a Kondo Lattice*, *Physical Review Letters* **84**, 3370 (2000).
 - [57] K. Yamaji, *On the Angle Dependence of the Magnetoresistance in Quasi-Two-Dimensional Organic Superconductors*, *Journal of the Physical Society of Japan* **58**, 1520 (1989).
 - [58] A. Nikolaenko, M. Tikhonovskaya, S. Sachdev, and Y.-H. Zhang, *Small to large Fermi surface transition in a single-band model using randomly coupled ancillas*, *Phys. Rev. B* **103**, 235138 (2021), [arXiv:2103.05009](#) [cond-mat.str-el].
 - [59] Z. Jin and S. Ismail-Beigi, *Interlayer couplings in cuprates: Structural origins, analytical forms, and structural estimators*, *Phys. Rev. B* **111**, 165103 (2025), [arXiv:2411.18446](#) [cond-mat.supr-con].
 - [60] S. Musser, D. Chowdhury, P. A. Lee, and T. Senthil, *Interpreting angle-dependent magnetoresistance in layered materials: Application to cuprates*, *Phys. Rev. B* **105**, 125105 (2022), [arXiv:2111.08740](#) [cond-mat.str-el].