

# Beyond Single-Reward: Multi-Pair, Multi-Perspective Preference Optimization for Machine Translation

Hao Wang, Linlong Xu, Heng Liu, Yangyang Liu, Xiaohu Zhao  
Bo Zeng, Liangying Shao, Longyue Wang, Weihua Luo, Kaifu Zhang

Alibaba International Digital Commerce

## Abstract

Direct Preference Optimization (DPO) is a powerful paradigm for aligning Large Language Models (LLMs) to human preferences in Machine Translation (MT), but current methods are hindered by two fundamental challenges: (1) flawed reward signals from Quality Estimation (QE) models that overlook critical errors like translation hallucination, and (2) inefficient data utilization that discards valuable learning signals by selecting only a single win-loss pair. To address these limitations, we introduce **M<sup>2</sup>PO: Multi-Pair, Multi-Perspective Preference Optimization**. Our framework integrates a **multi-perspective reward engine** that creates a more robust signal by combining two key viewpoints: a new hallucination penalty for factuality, and an innovative **dynamic quality score** that adaptively fuses external evaluations with the model’s own evolving judgment. This is synergistically paired with a **multi-pair construction strategy** that systematically creates a comprehensive set of preference pairs from the entire pool of translation candidates. This synergistic approach ensures the model learns from a richer spectrum of quality trade-offs, leading to more robust and faithful translations. On challenging WMT21-22 benchmarks, M<sup>2</sup>PO substantially outperforms existing preference optimization methods and demonstrates highly competitive performance against leading proprietary LLMs.

## 1 Introduction

The field of Machine Translation (MT) has been revitalized in the era of large language models (LLMs) (Jiao et al., 2023; Hendy et al., 2023; Touvron et al., 2023; Achiam et al., 2023; Kocmi et al., 2024). The dominant paradigm—large-scale pre-training followed by Supervised Fine-Tuning (SFT) on task-specific data—has yielded unprecedented performance. This methodology enables models to generate fluent translations by minimizing cross-

entropy loss against a single reference sentence (Alves et al., 2024; Xu et al., 2023; Lu et al., 2024).

However, the SFT paradigm is inherently limited. The standard supervised fine-tuning approach, which trains a model to maximize the likelihood of a single demonstrated output, restricts its capabilities to surface-level mimicry. This objective is often insufficient for capturing the deeper principles of quality, helpfulness, or safety that are reflective of true human preference (Ouyang et al., 2022). To produce translations that are not just adequate but preferred by humans, the field has shifted towards preference-based learning. Methods like Direct Preference Optimization (DPO) (Rafailov et al., 2023) have emerged as a stable and effective alternative, directly training models on "chosen" (better) and "rejected" (worse) translations.

Despite its promise, applying preference optimization to MT has revealed significant bottlenecks. The first is the narrow perspective of reward models. Current practices often rely on an auxiliary Quality Estimation (QE) model to score translations and automatically generate preference data (Xu et al., 2024b; Cui et al., 2025). However, our in-depth analysis, detailed in Section 3, reveals a critical flaw in this approach: **QE models are unreliable judges for nuanced yet critical errors like partial translation hallucinations**. They tend to assign erroneously high scores to fluent but factually inaccurate translations, creating a flawed reward signal that can misguide the optimization process. Compounding this is a second major issue: inefficient data utilization, where methods typically select only a single win-loss pair from a pool of candidates, squandering valuable learning signals.

To address these challenges, we introduce **M<sup>2</sup>PO: Multi-Pair, Multi-Perspective Preference Optimization**. Our framework is built on two deeply integrated innovations. The first is a multi-perspective reward engine that tackles flawed signals from two angles: it introduces a dedicated

hallucination penalty to ensure factual accuracy, and it makes the traditional quality perspective itself dynamic. This is achieved by an adaptive curriculum that fuses static, external scores with the model’s own online judgments, ensuring the reward signal evolves with the model and remains reliable.

This multi-faceted and dynamic reward is the cornerstone of our second innovation: a multi-pair optimization strategy. Instead of selecting a single best-worst pair, we use our nuanced scores to partition the *entire* candidate pool into multiple, rank-ordered pairs and construct a rich set of preference pairs for optimization. This comprehensive data exploitation leads to a more robust and well-rounded translation model.

By integrating these strategies, M<sup>2</sup>PO pushes the performance ceiling of preference-optimized MT. Our experiments on WMT21-22 benchmarks confirm that our model substantially outperforms previous preference models and leading general-purpose LLMs. The main contributions of this work are threefold:

- We identify and analyze two critical limitations in current preference learning for MT: a narrow, static reward perspective that overlooks hallucinations, and inefficient data utilization that discards valuable learning signals.
- We propose M<sup>2</sup>PO, a novel framework that synergistically integrates: (1) a multi-perspective reward engine featuring both a dedicated hallucination penalty and an innovative dynamic scoring curriculum; and (2) a multi-pair optimization strategy to maximize data exploitation.
- We demonstrate that M<sup>2</sup>PO establishes a new state-of-the-art for preference optimization in MT, outperforming existing methods and top-tier LLMs on WMT benchmarks.

## 2 Related Work

### 2.1 Large Language Models for Machine Translation

The advent of LLMs (Jiao et al., 2023; Achiam et al., 2023; Liu et al., 2024; Comanici et al., 2025; Guo et al., 2025) has fundamentally shifted the MT paradigm. Unlike previous NMT architectures (Vaswani et al., 2017; Koishekenov et al., 2022), decoder-only models like GPT-4o (Hurst et al., 2024) and Llama (Touvron et al., 2023) have demonstrated remarkable translation capabilities, even in zero-shot settings. The dominant approach to adapt these models is SFT on high-quality paral-

lel corpora (Xu et al., 2023; Zhang et al., 2023; Rei et al., 2025). Our work builds upon these powerful LLMs as the backbone for our preference optimization framework.

### 2.2 Preference Optimization for Machine Translation

Supervised Fine-Tuning, while effective for adapting LLMs, is limited by its Maximum Likelihood Estimation (MLE) objective. This approach struggles to capture nuanced human preferences and can penalize diverse yet correct outputs. To address this, researchers have shifted towards learning from comparative feedback, first through Reinforcement Learning from Human Feedback (RLHF) (Ouyang et al., 2022). More recently, direct preference optimization methods have emerged, offering simpler and more stable alternatives that align policies directly on preference data without the complexities of RL (Rafailov et al., 2023; Ethayarajh et al., 2024; Meng et al., 2024).

This paradigm shift has garnered significant attention from the machine translation community, leading to a surge of research into applying preference optimization to improve translation quality (Xu et al., 2024a; Sun et al., 2025; Zeng et al., 2024). A prevailing strategy in MT is to employ Quality Estimation (QE) models as a proxy for human judgment to generate preference datasets (Xu et al., 2024b; He et al., 2024; Agrawal et al., 2024). However, this approach suffers from two fundamental limitations that M<sup>2</sup>PO is designed to address. First, it relies on a narrow and static reward perspective; as demonstrated in Section 3, QE scores struggle to penalize translation hallucinations, and their static nature allows these flawed signals to be propagated throughout training. Second, the method is data-inefficient, as selecting only a single chosen and rejected sample discards valuable learning signals from the remaining candidates.

### 2.3 Detecting and Mitigating Hallucination in MT

Translation hallucination is a critical failure mode for modern MT systems (Yang et al., 2019; Guerreiro et al., 2022, 2023). Detection methods aim to identify hallucinatory content via specialized classifiers (Dale et al., 2022; Vamvas and Sennrich, 2022; Guerreiro et al., 2022; Gogoulou et al., 2025). Mitigation strategies include modifying the training objective or augmenting data with negative examples

Metric / Data	Hallucination			Omission		
	No	Partial	Full	No	Partial	Full
# of examples	1120	360	279	760	742	257
<i>Average Scores</i>						
Gemini Coverage	85.04	48.48	9.32	81.01	60.48	8.68
XCOMET	76.84	36.44	16.42	79.51	52.87	16.10
KIWI-XXL	63.67	24.31	9.82	64.30	36.13	9.35

Analysis Type	Metric	Hallucination Corr.	Omission Corr.
With Partial Examples	Gemini Coverage	0.7665	0.7174
	XCOMET	0.7061	0.6112
	KIWI-XXL	0.6080	0.5468
Without Partial Examples	Gemini Coverage	0.7712 (+0.47pt)	0.7969 (+7.95pt)
	XCOMET	0.7458 (+3.97pt)	0.7666 (+15.54pt)
	KIWI-XXL	0.6371 (+2.91pt)	0.6662 (+11.49pt)

Table 1: Comprehensive analysis of different metrics on the HalOmi benchmark (Dale et al., 2023). **(Top)** Average scores for each metric, broken down by error type and severity. The scores decrease with error severity. **(Bottom)** Pearson correlation with human labels. The significant increase in correlation for XCOMET and KIWI-XXL after removing "partial" examples.

(Wu et al., 2024). While effective, these approaches often treat hallucination as an isolated problem. In contrast, M<sup>2</sup>PO integrates hallucination mitigation directly into the preference learning framework. It uses a dual-factor reward signal (QE + alignment penalty) to systematically penalize unfaithful translations during preference pair construction, treating factuality as a core dimension of translation quality.

### 3 Motivation: The Unreliability of QE-based Rewards

The efficacy of preference optimization hinges on the quality of its underlying reward signal. In machine translation, QE models (Guerreiro et al., 2024) are commonly used as a proxy for human judgment to automatically label preference data at scale. While these models show a reasonable correlation with general translation quality, we posit that their reliability breaks down when confronted with nuanced yet critical errors, particularly translation hallucinations. To validate this hypothesis, we conducted an in-depth analysis that motivates the design of M<sup>2</sup>PO.

**Analysis of QE Models’ Weakness on Partial Hallucinations.** Our analysis begins with the data in Table 1, where we contrast two standard QE

metrics—XCOMET<sup>1</sup> and KIWI-XXL<sup>2</sup>—against a specialized, factuality-focused metric we term the Coverage score<sup>3</sup> (Wu et al., 2024). To provide a robust measure of faithfulness, this score is derived from an LLM-as-judge that quantifies the semantic overlap between the source and translation, thereby penalizing both hallucinations and omissions (see Appendix A for details). The top part of the table reveals that while all three metrics show a basic capability to detect errors—with scores decreasing as error severity increases—the bottom part highlights a clear performance hierarchy in their correlation with human judgments: the Gemini Coverage score exhibits the highest correlation, followed by XCOMET, and then KIWI-XXL.

The critical insight, however, comes from an experiment where we re-calculated these correlations after removing all "partial" error examples. The results are striking: while the correlation for the Gemini Coverage score increased only marginally, the correlation for both QE models increased dramatically. This contrast leads to a clear conclusion: the Gemini Coverage score demonstrates robust

<sup>1</sup>Hereafter XCOMET: <https://huggingface.co/Unbabel/XCOMET-XXL>

<sup>2</sup>Hereafter KIWI-XXL: <https://huggingface.co/Unbabel/wmt23-cometkiwi-da-xxl>

<sup>3</sup>This score is generated by the Gemini 2.0 Flash model via an LLM-as-judge method to specifically evaluate translation faithfulness.

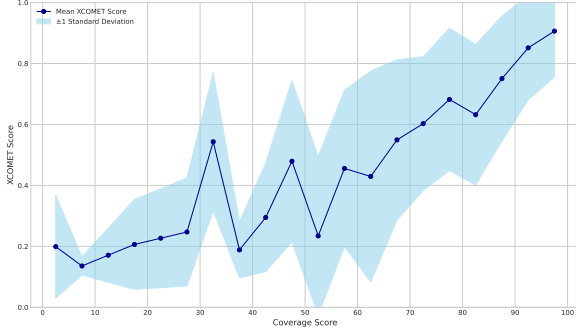


Figure 1: The relationship between the XCOMET score and our factuality-focused Coverage Score. The plot reveals significant volatility in the mid-coverage range (approximately 30-70). This is precisely the region where partial hallucinations and omissions are most prevalent.

performance even on nuanced errors, whereas the QE models are significantly impaired by the presence of partial hallucinations. This vulnerability is their primary weakness.

**Scoring Instability Visually Confirms This Blind Spot.** This conclusion is visually corroborated by the data in Figure 1, which plots the relationship between XCOMET scores and the factuality-focused Coverage Scores. The middle range of the Coverage Score on the x-axis directly corresponds to the "partial" hallucination cases identified in our table analysis. In precisely this region, the XCOMET scores exhibit extreme volatility, fluctuating wildly. This erratic scoring behavior provides strong visual evidence that QE models struggle to assign stable and meaningful quality assessments to partially flawed translations, thus confirming their unreliability for these nuanced cases.

**Implication.** Taken together, these findings reveal a critical flaw in the prevailing preference optimization pipeline for MT: relying on a standard QE model as the sole reward source introduces a systematic bias. The model is prone to assigning abnormally high scores to fluent but partially hallucinated translations, leading to flawed preference pairs where a factually incorrect translation might be chosen over a slightly less fluent but accurate one. This is the central challenge our M<sup>2</sup>PO framework is designed to address.

## 4 The M<sup>2</sup>PO Framework

Our proposed framework, **M<sup>2</sup>PO**, systematically enhances standard preference tuning to address unreliable reward signals and inefficient data utiliza-

tion. The workflow, depicted in Figure 2, consists of three main stages: candidate set construction, dynamic preference modeling, and a multi-component optimization objective.

### 4.1 Preliminaries: Direct Preference Optimization (DPO)

Our method builds upon DPO (Rafailov et al., 2023), which optimizes a policy model  $\pi_\theta$  against a reference model  $\pi_{ref}$  using pairs of winning ( $y_w$ ) and losing ( $y_l$ ) responses. The standard DPO loss is:

$$\mathcal{L}_{DPO} = -\log \sigma(\beta(\Delta_{\pi_\theta} - \Delta_{\pi_{ref}})) \quad (1)$$

where  $\Delta_\pi = \log \pi(y_w|x) - \log \pi(y_l|x)$ . DPO’s performance depends heavily on the quality and diversity of its preference pairs, which M<sup>2</sup>PO is designed to improve.

### 4.2 Stage 1: Multi-Source Candidate Set Construction

The foundation of robust preference learning is a diverse dataset. We construct a heterogeneous candidate pool of  $K$  translations per source by sourcing candidates from leading proprietary models (GPT-4o-mini) and our own SFT model. This multi-source strategy is critical for building model-agnostic quality discernment. Crucially, we enrich this pool with difficult negatives—translations containing subtle but critical flaws (e.g., factual hallucinations) while maintaining high surface-level fluency—to explicitly train the model on challenging cases.

### 4.3 Stage 2: Dynamic Preference Modeling

A key innovation of M<sup>2</sup>PO is its dynamic approach to create a reliable preference signal. A purely *static*, offline reward model ( $r_s$ ) may become unreliable as the policy model improves. Conversely, a purely *dynamic*, self-reward signal based on the model’s own probabilities ( $\log \pi_\theta$ ) is prone to "reward hacking."

M<sup>2</sup>PO resolves this by fusing these two signals. First, we compute a robust static score ( $r_s$ ) for each candidate using an offline *multi-perspective evaluator*. This process is designed to create a faithfulness-aware reward signal that corrects the known blind spots of standard QE models.

Specifically, our static score is a composite of a general quality score,  $r_{qe}$ , and a factuality bonus,  $S_{align}$ , both of which are on a 0-100 scale. The



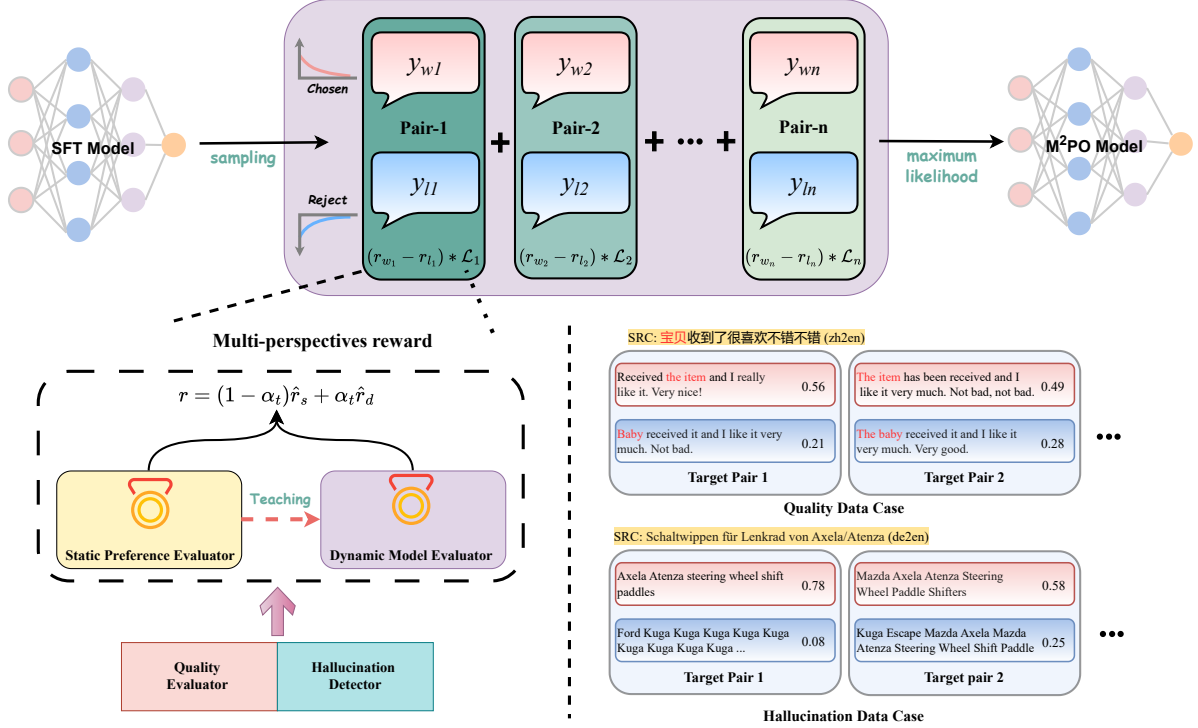


Figure 2: The M<sup>2</sup>PO framework. **Stage 1: Candidate Set Construction** creates a diverse dataset. **Stage 2: Dynamic Preference Modeling** computes a robust static score ( $r_s$ ) offline by combining QE with a hallucination penalty, then fuses it with the model’s own judgment ( $r_d$ ) to create an online, dynamic fused score ( $r_{\text{fused}}$ ) for ranking. **Stage 3: Multi-Component Optimization** uses this ranking to form multiple preference pairs and trains the model with a composite loss.

quality score is obtained from a QE model (e.g., KIWI-XXL), while the factuality bonus comes from a word-level alignment tool, WSPAlign (Wu et al., 2023). Since both scores share the same scale, they can be combined directly. The final static reward  $r_s$  is formally defined as:

$$r_s = r_{qe} + \lambda_f S_{align} \quad (2)$$

where  $\lambda_f$  is a hyperparameter that balances the relative importance of the factuality bonus against the base quality score. This formulation ensures that candidates with strong source-target alignment are systematically up-ranked, yielding a holistic reward signal that considers both translation quality and factual accuracy.

During online training, for each source sentence, we z-score normalize both the static scores ( $r_s$ ) and the model’s log-probabilities ( $\log \pi_\theta$ ) across the  $K$  candidates to get  $\hat{r}_s$  and  $\hat{r}_d$ , respectively. These are fused into a dynamic fused score ( $r_{\text{fused}}$ ):

$$r_{\text{fused}} = (1 - \alpha_t) \hat{r}_s + \alpha_t \hat{r}_d \quad (3)$$

The scheduled weight  $\alpha_t$  acts as a curriculum. Early in training, the model relies on the normalized signal from the trusted external evaluator ( $\hat{r}_s$ ).

As training progresses, the signal from its own refined judgment ( $\hat{r}_d$ ) is given more weight. This dynamic score  $r_{\text{fused}}$  is then used for ranking candidates in the final optimization stage.

#### 4.4 Stage 3: Multi-Component Optimization

The final stage of M<sup>2</sup>PO is the optimization itself. Rather than relying on a single loss, we introduce a composite objective function where each component serves a distinct but complementary purpose. This multi-component approach ensures that the model not only learns nuanced preferences but also maintains global stability and generative quality.

**Multi-pair Construction.** The foundation of our optimization is the multi-pair strategy, which maximizes data utilization. For each source text with  $K$  candidates, we first rank them from best to worst using the dynamic fused score  $r_{\text{fused}}$  (from Stage 2). Instead of only using the top and bottom candidates, we construct a comprehensive set of  $K/2$  preference pairs via a head-to-tail pairing scheme: the best candidate is paired with the worst, the second-best with the second-worst, and so on. This ensures that all candidates contribute to the learn-

ing process, exposing the model to a rich spectrum of quality trade-offs.

After constructing these pairs, the model is trained with the total loss:

$$\mathcal{L}_{M^2PO} = \lambda_{\text{pref}} \mathcal{L}_{\text{DM-DPO}} + \lambda_{\text{rank}} \mathcal{L}_{\text{Rank}} + \lambda_{\text{bc}} \mathcal{L}_{\text{BC}} \quad (4)$$

**The Preference Learning Engine ( $\mathcal{L}_{\text{DM-DPO}}$ ).** The Dynamic Multi-Pair DPO Loss is the core engine driving preference alignment. It operates on the  $K/2$  pairs generated by our multi-pair strategy:

$$\mathcal{L}_{\text{DM-DPO}} = - \sum_{i=1}^{K/2} w_i \cdot \log \sigma(\beta \Delta_{\log \pi_{\theta}}^i) \quad (5)$$

where the weight  $w_i = \text{softmax}(\Delta r_{\text{fused}}^i / \tau_w)$ . This dynamic weighting scheme is crucial; it assigns higher weights to pairs with larger score differences ( $\Delta r_{\text{fused}}^i$ ), compelling the model to prioritize learning from the most informative and clear-cut examples.

**The Global Stability Anchor ( $\mathcal{L}_{\text{Rank}}$ ).** The Listwise Ranking Loss (Cao et al., 2007) acts as a global anchor, preventing the model from drifting as it learns from relative preferences. It compels the model’s output distribution to correlate with the stable, external ranking provided by the static scores ( $r_s$ ). We implement this using a ListNet-style cross-entropy loss between the static score distribution ( $P_s$ ) and the model’s predicted distribution ( $P_{\pi}$ ):

$$P_s(y_k) = \text{softmax}\left(\frac{r_s(y_k)}{\tau_s}\right) \quad (6)$$

$$P_{\pi}(y_k) = \text{softmax}\left(\frac{\log \pi_{\theta}(y_k|x)}{\tau_s}\right) \quad (7)$$

$$\mathcal{L}_{\text{Rank}} = - \sum_{k=1}^K P_s(y_k) \log P_{\pi}(y_k) \quad (8)$$

**The Generative Quality Safeguard ( $\mathcal{L}_{\text{BC}}$ ).** The behavior cloning (BC) Loss (Hejna et al., 2023) is a simple yet vital safeguard for the model’s fundamental language capabilities. It prevents "reward over-optimization"—a common issue where models sacrifice fluency to maximize a reward signal. This loss is a standard Negative Log-Likelihood objective applied only to the single best candidate  $y^*$  (as determined by the fused score  $r_{\text{fused}}$ ):

$$\mathcal{L}_{\text{BC}} = - \log \pi_{\theta}(y^*|x) \quad (9)$$

In summary, the  $M^2PO$  objective functions as a synergistic system.  $\mathcal{L}_{\text{DM-DPO}}$  acts as the engine, pushing the model to learn nuanced quality distinctions from a wide array of examples. Simultaneously,  $\mathcal{L}_{\text{Rank}}$  serves as a compass, providing a stable, global sense of direction grounded in expert scores. Finally,  $\mathcal{L}_{\text{BC}}$  provides the safety rails, ensuring the model does not "derail" by sacrificing its core generative fluency. This balanced approach is key to producing a robust and well-aligned translation model.

## 5 Experiments

We conduct a series of comprehensive experiments to validate the effectiveness of our proposed  $M^2PO$  framework.

### 5.1 Experimental Setup

**Preference Data.** Our preference dataset,  $M^2PO$ -Preference, originates from 20,090 unique source sentences from the FLORES-200 dev/test sets (Costa-Jussà et al., 2022), spanning 10 translation directions (cs, de, is, zh, ru  $\leftrightarrow$  en). For each source sentence, we generate a diverse candidate pool of 16 translations ( $K = 16$ ) by sampling responses from our initial ALMA-7B-LoRA model<sup>4</sup> and querying GPT-4o-mini (see Appendix A for translation prompts). Crucially, this pool is augmented with difficult negatives: fluent translations specifically mined for their high KIWI-XXL scores despite low factuality bonuses from our WSPAlign-based tool. Every candidate in this enriched pool is then scored offline by our Multi-Perspective Evaluator, which produces the final static score ( $r_s$ ) by combining the KIWI-XXL quality score and the factuality bonus, as defined in our methodology.

**Implementation Details.** Our experiments are based on the open-source ALMA-7B-LoRA model (Xu et al., 2023), which we adapt using a parameter-efficient LoRA strategy. The LoRA adapters are configured with a rank of 32 and a LoRA alpha of 64. The models are trained for 2 epochs using the AdamW optimizer (Loshchilov and Hutter, 2017) with a learning rate of  $5 \times 10^{-5}$  and a batch size of 32. Key  $M^2PO$  hyperparameters include a factuality bonus weight of  $\lambda_f = 1.0$ , a DPO temperature of  $\beta = 0.1$ , multi-component loss

<sup>4</sup><https://huggingface.co/haoranxu/ALMA-7B-Pretrain-LoRA>

Table 2: Main results for English-out ('en->xx') on WMT21-22, where the best overall score per metric is in **bold**, and the best score among all open-source models is highlighted with a **blue** background.

Model	En→De		En→Cs		En→Is	
	COMET22	XCOMET	COMET22	XCOMET	COMET22	XCOMET
GPT-4o	86.85	<b>97.34</b>	<b>90.65</b>	<b>92.74</b>	85.50	89.43
GPT-4o-mini	<b>87.01</b>	96.56	90.29	90.71	82.38	88.24
NLLB-3.3B	86.24	96.25	89.90	91.57	-	-
ALMA-7B	85.45	96.49	89.05	90.82	85.44	89.94
ALMA-7B (DPO)	85.19	96.22	88.78	90.12	85.20	88.97
ALMA-7B-R (CPO)	86.06	97.11	89.61	91.91	85.80	89.63
ALMA-7B (SFT on M <sup>2</sup> PO-Preference)	85.42	96.26	89.11	90.26	85.19	89.15
ALMA-7B (M <sup>2</sup> PO)	<b>86.40</b>	<b>97.25</b>	<b>90.40</b>	<b>92.70</b>	<b>85.96</b>	<b>91.64</b>

Model	En→Zh		En→Ru		Avg.	
	COMET22	XCOMET	COMET22	XCOMET	COMET22	XCOMET
GPT-4o	86.66	<b>92.93</b>	88.34	94.21	<b>87.60</b>	93.33
GPT-4o-mini	<b>86.77</b>	91.59	88.19	92.22	86.93	91.86
NLLB-3.3B	81.57	82.04	87.51	92.07	-	-
ALMA-7B	84.87	88.11	87.05	92.98	86.37	91.67
ALMA-7B (DPO)	84.73	87.72	86.70	92.53	86.12	91.11
ALMA-7B-R (CPO)	85.89	89.55	87.86	94.15	87.04	92.47
ALMA-7B (SFT on M <sup>2</sup> PO-Preference)	85.36	88.34	86.88	92.57	86.39	91.32
ALMA-7B (M <sup>2</sup> PO)	<b>86.46</b>	<b>91.61</b>	<b>88.45</b>	<b>94.49</b>	<b>87.53</b>	<b>93.53</b>

Table 3: Main results for English-in ('xx->en') on WMT21-22, where the best overall score per metric is in **bold**, and the best score among all open-source models is highlighted with a **blue** background.

Model	De→En		Cs→En		Is→En	
	COMET22	XCOMET	COMET22	XCOMET	COMET22	XCOMET
GPT-4o	<b>85.65</b>	<b>94.96</b>	<b>87.04</b>	<b>87.26</b>	<b>87.06</b>	<b>82.98</b>
GPT-4o-mini	85.35	94.46	86.33	86.18	87.03	80.93
NLLB-3.3B	83.43	91.26	85.92	82.94	-	-
ALMA-7B	83.95	92.35	85.93	81.34	86.09	75.02
ALMA-7B (DPO)	84.02	92.26	85.87	81.10	85.96	75.19
ALMA-7B-R (CPO)	84.61	93.85	86.29	85.76	86.66	79.14
ALMA-7B (SFT on M <sup>2</sup> PO-Preference)	84.39	93.19	86.17	84.55	86.47	78.87
ALMA-7B (M <sup>2</sup> PO)	<b>84.75</b>	<b>94.17</b>	<b>86.50</b>	<b>85.81</b>	<b>86.92</b>	<b>80.31</b>

Model	Zh→En		Ru→En		Avg.	
	COMET22	XCOMET	COMET22	XCOMET	COMET22	XCOMET
GPT-4o	<b>82.33</b>	<b>92.46</b>	<b>86.06</b>	<b>91.84</b>	<b>85.34</b>	<b>89.90</b>
GPT-4o-mini	81.81	91.46	85.61	91.30	84.72	88.87
NLLB-3.3B	76.93	84.43	83.95	87.85	-	-
ALMA-7B	79.78	83.94	84.84	88.50	84.12	84.23
ALMA-7B (DPO)	79.91	89.22	84.71	88.34	84.09	85.22
ALMA-7B-R (CPO)	80.95	90.74	85.11	90.10	84.72	87.92
ALMA-7B (SFT on M <sup>2</sup> PO-Preference)	80.50	89.81	85.00	89.54	84.51	87.19
ALMA-7B (M <sup>2</sup> PO)	<b>81.31</b>	<b>91.99</b>	<b>85.25</b>	<b>90.50</b>	<b>84.95</b>	<b>88.56</b>

weights ( $\lambda_{\text{pref}} = 1.0$ ,  $\lambda_{\text{rank}} = 0.5$ ,  $\lambda_{\text{bc}} = 1.0$ ), a linear scheduler for the dynamic score weight  $\alpha_t$  (increasing from 0.1 to 0.9), and temperatures for the ranking and weighting losses ( $\tau_s = 0.4$ ,  $\tau_w = 0.3$ ).

## 5.2 Evaluation Protocol

Our evaluation protocol is designed for a rigorous and comprehensive assessment, centered on a multi-faceted metric suite and a strict separation of training and testing signals. All evaluations are conducted in a zero-shot setting.

**Test Corpora and Decoding.** We evaluate on a suite of official test sets from WMT’21, WMT’22. Our primary benchmark covers all 10 target translation directions, combining pairs from WMT’21 (en↔is) and WMT’22 (the remaining 8 directions). Unless stated otherwise, translations from all open-source models are generated via beam search with a beam size of 5, following the ALMA setting.

**Evaluation Metrics.** We employ a three-pronged approach to measure translation quality, adhering to a strict no-leakage principle where the training reward metric (KIWI-XXL) is never used for evaluation. Our metric suite includes the following:

- **Reference-Based Metric:** We use the highly-correlated wmt22-comet-da<sup>5</sup> (COMET-22) for a robust assessment of translation quality against ground-truth references.
- **Reference-Free Metric:** To evaluate quality beyond a single reference, which is crucial for diverse LLM-generated translations, we leverage a state-of-the-art reference-free metric, specifically XCOMET.
- **Faithfulness Metric:** To evaluate faithfulness, we introduce a **Coverage Score**. This metric is generated by a Gemini-2.0-Flash-based evaluator, inspired by recent LLM-as-judge methodologies (Wu et al., 2024) (see Appendix A for the prompt). It specifically quantifies the semantic overlap between the source and translation, penalizing both hallucinations (added content) and omissions (lost content). This directly addresses the content integrity blind spot of traditional QE metrics, which we identified as a key issue in our motivation (Section 3).

### 5.3 Main Results

#### 5.3.1 Comparison Systems

We compare M<sup>2</sup>PO against a comprehensive suite of baselines to rigorously evaluate its performance:

- **SFT Baseline:** Our foundational ALMA-7B-LoRA model.
- **Standard and Advanced DPO:** We include both conventional DPO and CPO (Xu et al., 2024b), a previously leading DPO variant.
- **Specialized NMT Model:** NLLB-3.3B (Costa-Jussà et al., 2022), a leading encoder-decoder system.

<sup>5</sup><https://huggingface.co/Unbabel/wmt22-comet-da>

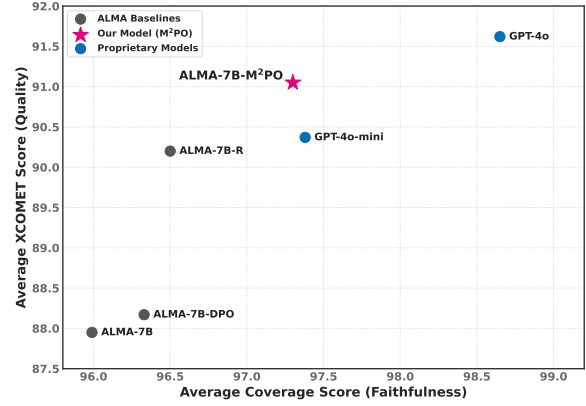


Figure 3: Translation Quality (XCOMET) vs. Faithfulness (Coverage Score). Average XCOMET Score and Average Coverage Score mean average all 10 translation directions score.

- **Leading Proprietary LLMs:** GPT-4o and GPT-4o-mini, serving as benchmarks against powerful, widely-used closed-source language models.

#### 5.3.2 Translation Quality Improvements

Our evaluation spans 10 translation directions from the WMT’21-22 test sets, with detailed results presented in Table 2 (English-out) and Table 3 (English-in). The findings clearly show that M<sup>2</sup>PO establishes a new performance standard for this model class.

**First, M<sup>2</sup>PO significantly outperforms all open-source baselines and demonstrates the superiority of its optimization framework.** As highlighted in the tables, it surpasses the foundational SFT model, standard DPO, and even advanced methods like CPO. Crucially, its advantage stems from the optimization process itself, not merely the preference data. This is proven by the significant gap over the SFT on M<sup>2</sup>PO-Preference baseline, which confirms that learning from multi-pair comparisons is far more effective than simply imitating the single best translations.

**Second, M<sup>2</sup>PO elevates the 7B model to a level highly competitive with leading proprietary systems.** In the English-out directions (Table 2), its performance is nearly identical to the powerful GPT-4o. More notably, it consistently surpasses GPT-4o-mini—one of its primary data sources. This "student-surpasses-teacher" outcome is a strong testament to the framework’s ability to distill a superior preference model rather than simply mimicking its inputs.



### 5.3.3 Analysis of Faithfulness vs. Quality

Beyond unidimensional quality metrics, it is crucial to analyze the interplay between translation quality and faithfulness. Figure 3 provides a clear visualization of this relationship, plotting translation quality (Average XCOMET Score) against faithfulness (Average Coverage Score). The ideal model would be positioned in the top-right corner, indicating high performance in both dimensions. The figure visually confirms that M<sup>2</sup>PO makes substantial progress toward this ideal, simultaneously advancing on both axes. For detailed information, see Appendix B.

Starting from the foundational SFT model (ALMA-7B), standard preference optimization methods yield incremental gains in quality and faithfulness. In stark contrast, our M<sup>2</sup>PO model makes a significant leap from this baseline progression. It clearly detaches itself from the other ALMA models, demonstrating a simultaneous and substantial improvement in both translation quality and faithfulness over the next-best open-source variant.

Furthermore, M<sup>2</sup>PO establishes a new competitive benchmark against strong proprietary systems. As depicted, our model surpasses the GPT-4o-mini in translation quality while maintaining a comparable degree of faithfulness. This achievement elevates the 7B open-source model to a performance level previously occupied by powerful closed-source systems, thereby significantly narrowing the gap to leading proprietary models such as GPT-4o.

## 6 Further Analysis

To provide a deeper understanding of our proposed M<sup>2</sup>PO framework, we conduct a series of detailed analysis experiments. We investigate its agnosticism to the underlying preference optimization algorithm, the impact of different preference pairing strategies, its ability to mitigate hallucinations, and provide qualitative case studies.

### 6.1 Generalization Across DPO-like Algorithms

M<sup>2</sup>PO’s innovations in preference reward modeling and multi-pair construction yield a data-centric design that is inherently algorithm-agnostic. It acts as a universal enhancement layer for preference optimization. To validate this, we applied M<sup>2</sup>PO to diverse DPO-like algorithms: DPO (Rafailov et al., 2023), KTO (Ethayarajh et al., 2024), SimPO (Meng et al., 2024), ORPO (Hong et al., 2024), and

Table 4: Performance of various DPO-like algorithms with and without the M<sup>2</sup>PO framework. Scores are average XCOMET evaluated on the WMT21-22 test sets.

Algorithm	en→xx		xx→en	
	Orig.	+ M <sup>2</sup> PO	Orig.	+ M <sup>2</sup> PO
DPO	91.11	91.89	85.22	86.43
KTO	90.97	92.84	87.71	88.21
SimPO	<b>92.53</b>	93.4	87.78	88.37
ORPO	88.05	90.93	86.53	87.99
CPO	92.47	<b>93.53</b>	<b>87.92</b>	<b>88.56</b>

CPO (Xu et al., 2024b).

The results in Table 4 clearly showcase M<sup>2</sup>PO’s effectiveness as a universal enhancement layer. Every algorithm paired with our framework saw a significant and consistent performance increase, with gains ranging from +0.5 to a substantial +2.88 XCOMET points. For instance, while the already strong CPO achieves the highest absolute scores post-enhancement, the ORPO algorithm benefits the most with a +2.88-point gain. This consistent uplift across methods with diverse mechanics confirms that M<sup>2</sup>PO functions as a powerful and versatile module, complementary to a wide range of preference optimization techniques.

### 6.2 Impact of Preference Pairing Strategies

The multi-pair component of M<sup>2</sup>PO is flexible, allowing for different strategies in constructing preference pairs  $(y_w, y_l)$  from the ranked candidate pool. We investigate three primary strategies to understand their impact:

- **Many-vs-Many:** Our default head-to-tail approach, which utilizes all  $K/2$  pairs by matching the best candidate with the worst, the second-best with the second-worst, and so on.
- **Many-vs-One:** All  $K/2$  winning candidates are paired against the single candidate with the lowest reward score.
- **One-vs-Many:** The single candidate with the highest reward score is paired against all  $K/2$

Table 5: Comparison of different preference pairing strategies on the WMT21-22 test sets, evaluated with XCOMET.

Pairing Strategy	en→xx	xx→en
Many-vs-Many	<b>93.53</b>	<b>88.56</b>
Many-vs-One	93.21	88.47
One-vs-Many	93.42	88.38

Table 6: Ablation studies for M<sup>2</sup>PO components on the WMT21-22 test sets. All scores are XCOMET.

Model Configuration	en→xx	xx→en
Full M <sup>2</sup> PO	<b>93.53</b>	<b>88.56</b>
<i>Ablating Core Components</i>		
- w/o Dynamic Score ( $\alpha_t = 0$ )	92.84	88.21
- w/o Multi-Pair	92.51	88.41
<i>Ablating Loss Components</i>		
- w/o $\mathcal{L}_{\text{DM-DPO}}$	92.41	87.03
- w/o $\mathcal{L}_{\text{Rank}}$	92.58	87.93
- w/o $\mathcal{L}_{\text{BC}}$	88.26	83.13
SFT Baseline	91.67	84.23

losing candidates.

As shown in Table 5, the performance differences across these strategies are minimal. In the en→xx direction, the top score (93.53) is only 0.11 points higher than the next-best strategy, while in the xx→en direction the total performance spread is less than 0.2 points. This indicates that the M<sup>2</sup>PO framework is highly robust to the specific pairing method. Nevertheless, the **Many-vs-Many** strategy, which leverages the most diverse set of quality trade-offs, consistently yields the best results in both directions and is thus used as our default configuration.

### 6.3 Ablation Studies

To dissect the M<sup>2</sup>PO framework and quantify the contribution of its key components, we conduct a series of ablation studies. The experiments are performed on the WMT21-22 test sets by systematically removing individual components from the full framework. The results are summarized in Table 6.

The analysis reveals that the composite loss function is the primary driver of performance, with two components being particularly critical. The most significant degradation occurs when removing the regularization loss ( $\mathcal{L}_{\text{BC}}$ ), causing a catastrophic drop of over 5 XCOMET points in both directions. This confirms its vital role as a safeguard against reward over-optimization, preventing the model from sacrificing generative quality. The core preference learning engine ( $\mathcal{L}_{\text{DM-DPO}}$ ) is also essential; its removal results in a substantial performance decline of -1.12 (en→xx) and -1.53 (xx→en) points, affirming its central role in aligning the model with nuanced preferences.

Our core architectural innovations also prove to be crucial. Disabling the Multi-Pair strategy leads

to a significant performance drop, especially in the en→xx direction (-1.02 points), which validates that maximizing data utilization is key to robust learning. Similarly, removing the Dynamic Score by relying solely on the static reward ( $\alpha_t = 0$ ) consistently harms performance, demonstrating the value of fusing an expert signal with the model’s own evolving judgment. The ranking loss ( $\mathcal{L}_{\text{Rank}}$ ) also serves as an important stabilizer, as its absence leads to a notable decline in scores.

These studies confirm that all components of the M<sup>2</sup>PO framework are integral to its success. They work in synergy to strike a crucial balance between aggressive preference alignment and the preservation of fundamental generative quality.

## 7 Conclusion

In this paper, we introduced M<sup>2</sup>PO, a data-centric framework designed to address the challenges of narrow reward perspectives and inefficient data utilization in preference optimization for MT. Our framework’s core innovations are a multi-perspective reward engine—which uniquely combines a hallucination penalty for factuality with a dynamic scoring mechanism for adaptive quality assessment—and a multi-pair optimization strategy that exploits the entire pool of candidate translations. Extensive experiments on WMT21-22 benchmarks show that M<sup>2</sup>PO establishes a new performance standard for its model class, outperforming strong open-source baselines. Crucially, it elevates our 7B model to a level that is highly competitive with powerful proprietary systems like GPT-4o and even surpasses its "teacher" model, GPT-4o-mini, validating its ability to learn a superior preference function.

## References

- Josh Achiam, Steven Adler, Sandhini Agarwal, Lama Ahmad, Ilge Akkaya, Florencia Leoni Aleman, Diogo Almeida, Janko Altschmidt, Sam Altman, Shyamal Anadkat, and 1 others. 2023. Gpt-4 technical report. *arXiv preprint arXiv:2303.08774*.
- Sweta Agrawal, José GC De Souza, Ricardo Rei, António Farinhas, Gonalo Faria, Patrick Fernandes, Nuno M Guerreiro, and Andre Martins. 2024. Modeling user preferences with automatic metrics: creating a high-quality preference dataset for machine translation. *arXiv preprint arXiv:2410.07779*.
- Duarte M Alves, Jos  Pombal, Nuno M Guerreiro, Pedro H Martins, Jo o Alves, Amin Farajian, Ben Peters, Ricardo Rei, Patrick Fernandes, Sweta Agrawal,

- and 1 others. 2024. Tower: An open multilingual large language model for translation-related tasks. *arXiv preprint arXiv:2402.17733*.
- Zhe Cao, Tao Qin, Tie-Yan Liu, Ming-Feng Tsai, and Hang Li. 2007. Learning to rank: from pairwise approach to listwise approach. In *Proceedings of the 24th international conference on Machine learning*, pages 129–136.
- Gheorghe Comanici, Eric Bieber, Mike Schaekermann, Ice Pasupat, Naveen Sachdeva, Inderjit Dhillon, Marcel Blistein, Ori Ram, Dan Zhang, Evan Rosen, and 1 others. 2025. Gemini 2.5: Pushing the frontier with advanced reasoning, multimodality, long context, and next generation agentic capabilities. *arXiv preprint arXiv:2507.06261*.
- Marta R Costa-Jussà, James Cross, Onur Çelebi, Maha Elbayad, Kenneth Heafield, Kevin Heffernan, Elahe Kalbassi, Janice Lam, Daniel Licht, Jean Maillard, and 1 others. 2022. No language left behind: Scaling human-centered machine translation. *arXiv preprint arXiv:2207.04672*.
- Guofeng Cui, Pichao Wang, Yang Liu, Zemian Ke, Zhu Liu, and Vimal Bhat. 2025. Crpo: Confidence-reward driven preference optimization for machine translation. *arXiv preprint arXiv:2501.13927*.
- David Dale, Elena Voita, Loïc Barrault, and Marta R Costa-Jussà. 2022. Detecting and mitigating hallucinations in machine translation: Model internal workings alone do well, sentence similarity even better. *arXiv preprint arXiv:2212.08597*.
- David Dale, Elena Voita, Janice Lam, Prangthip Hansanti, Christophe Ropers, Elahe Kalbassi, Cynthia Gao, Loïc Barrault, and Marta R Costa-Jussà. 2023. Halomi: A manually annotated benchmark for multilingual hallucination and omission detection in machine translation. *arXiv preprint arXiv:2305.11746*.
- Kawin Ethayarajh, Winnie Xu, Niklas Muennighoff, Dan Jurafsky, and Douwe Kiela. 2024. Kto: Model alignment as prospect theoretic optimization. *arXiv preprint arXiv:2402.01306*.
- Evangelia Gogoulou, Shorouq Zahra, Liane Guillou, Luise Dürlich, and Joakim Nivre. 2025. Can llms detect intrinsic hallucinations in paraphrasing and machine translation? *arXiv preprint arXiv:2504.20699*.
- Nuno M Guerreiro, Duarte M Alves, Jonas Waldendorf, Barry Haddow, Alexandra Birch, Pierre Colombo, and André FT Martins. 2023. Hallucinations in large multilingual translation models. *Transactions of the Association for Computational Linguistics*, 11:1500–1517.
- Nuno M Guerreiro, Ricardo Rei, Daan van Stigt, Luisa Coheur, Pierre Colombo, and André FT Martins. 2024. xcomet: Transparent machine translation evaluation through fine-grained error detection. *Transactions of the Association for Computational Linguistics*, 12:979–995.
- Nuno M Guerreiro, Elena Voita, and André FT Martins. 2022. Looking for a needle in a haystack: A comprehensive study of hallucinations in neural machine translation. *arXiv preprint arXiv:2208.05309*.
- Daya Guo, Dejian Yang, Haowei Zhang, Junxiao Song, Ruoyu Zhang, Runxin Xu, Qihao Zhu, Shitong Ma, Peiyi Wang, Xiao Bi, and 1 others. 2025. Deepseek-r1: Incentivizing reasoning capability in llms via reinforcement learning. *arXiv preprint arXiv:2501.12948*.
- Zhiwei He, Xing Wang, Wenxiang Jiao, Zhuosheng Zhang, Rui Wang, Shuming Shi, and Zhaopeng Tu. 2024. Improving machine translation with human feedback: An exploration of quality estimation as a reward model. *arXiv preprint arXiv:2401.12873*.
- Joey Hejna, Rafael Rafailov, Harshit Sikchi, Chelsea Finn, Scott Niekum, W Bradley Knox, and Dorsa Sadigh. 2023. Contrastive preference learning: learning from human feedback without rl. *arXiv preprint arXiv:2310.13639*.
- Amr Hendy, Mohamed Abdelrehim, Amr Sharaf, Vikas Raunak, Mohamed Gabr, Hitokazu Matsushita, Young Jin Kim, Mohamed Afify, and Hany Hassan Awadalla. 2023. How good are gpt models at machine translation? a comprehensive evaluation. *arXiv preprint arXiv:2302.09210*.
- Jiwoo Hong, Noah Lee, and James Thorne. 2024. Orpo: Monolithic preference optimization without reference model. *arXiv preprint arXiv:2403.07691*.
- Aaron Hurst, Adam Lerer, Adam P Goucher, Adam Perelman, Aditya Ramesh, Aidan Clark, AJ Ostrow, Akila Welihinda, Alan Hayes, Alec Radford, and 1 others. 2024. Gpt-4o system card. *arXiv preprint arXiv:2410.21276*.
- Wenxiang Jiao, Wenxuan Wang, Jen-tse Huang, Xing Wang, and Zhaopeng Tu. 2023. Is chatgpt a good translator? a preliminary study. *arXiv preprint arXiv:2301.08745*, 1(10).
- Tom Kocmi, Eleftherios Avramidis, Rachel Bawden, Ondřej Bojar, Anton Dvorkovich, Christian Federmann, Mark Fishel, Markus Freitag, Thamme Gowda, Roman Grundkiewicz, and 1 others. 2024. Findings of the wmt24 general machine translation shared task: The llm era is here but mt is not solved yet. In *Proceedings of the Ninth Conference on Machine Translation*, pages 1–46.
- Yeskendir Koishekenov, Alexandre Berard, and Vasilina Nikoulina. 2022. Memory-efficient nllb-200: Language-specific expert pruning of a massively multilingual machine translation model. *arXiv preprint arXiv:2212.09811*.
- Aixin Liu, Bei Feng, Bing Xue, Bingxuan Wang, Bochao Wu, Chengda Lu, Chenggang Zhao, Chengqi Deng, Chenyu Zhang, Chong Ruan, and 1 others. 2024. Deepseek-v3 technical report. *arXiv preprint arXiv:2412.19437*.

- Ilya Loshchilov and Frank Hutter. 2017. Decoupled weight decay regularization. *arXiv preprint arXiv:1711.05101*.
- Yinquan Lu, Wenhao Zhu, Lei Li, Yu Qiao, and Fei Yuan. 2024. Llamax: Scaling linguistic horizons of llm by enhancing translation capabilities beyond 100 languages. *arXiv preprint arXiv:2407.05975*.
- Yu Meng, Mengzhou Xia, and Danqi Chen. 2024. Simpo: Simple preference optimization with a reference-free reward. *Advances in Neural Information Processing Systems*, 37:124198–124235.
- Long Ouyang, Jeffrey Wu, Xu Jiang, Diogo Almeida, Carroll Wainwright, Pamela Mishkin, Chong Zhang, Sandhini Agarwal, Katarina Slama, Alex Ray, and 1 others. 2022. Training language models to follow instructions with human feedback. *Advances in neural information processing systems*, 35:27730–27744.
- Rafael Rafailov, Archit Sharma, Eric Mitchell, Christopher D Manning, Stefano Ermon, and Chelsea Finn. 2023. Direct preference optimization: Your language model is secretly a reward model. *Advances in neural information processing systems*, 36:53728–53741.
- Ricardo Rei, Nuno M Guerreiro, José Pombal, João Alves, Pedro Teixeira, Amin Farajian, and André FT Martins. 2025. Tower+: Bridging generality and translation specialization in multilingual llms. *arXiv preprint arXiv:2506.17080*.
- Haoxiang Sun, Ruize Gao, Pei Zhang, Baosong Yang, and Rui Wang. 2025. Enhancing machine translation with self-supervised preference data. In *Proceedings of the 63rd Annual Meeting of the Association for Computational Linguistics (Volume 1: Long Papers)*, pages 23916–23934.
- Hugo Touvron, Thibaut Lavril, Gautier Izacard, Xavier Martinet, Marie-Anne Lachaux, Timothée Lacroix, Baptiste Rozière, Naman Goyal, Eric Hambro, Faisal Azhar, and 1 others. 2023. Llama: Open and efficient foundation language models. *arXiv preprint arXiv:2302.13971*.
- Jannis Vamvas and Rico Sennrich. 2022. As little as possible, as much as necessary: Detecting over-and undertranslations with contrastive conditioning. *arXiv preprint arXiv:2203.01927*.
- Ashish Vaswani, Noam Shazeer, Niki Parmar, Jakob Uszkoreit, Llion Jones, Aidan N Gomez, Łukasz Kaiser, and Illia Polosukhin. 2017. Attention is all you need. *Advances in neural information processing systems*, 30.
- Qiyu Wu, Masaaki Nagata, Zhongtao Miao, and Yoshimasa Tsuruoka. 2024. Word alignment as preference for machine translation. *arXiv preprint arXiv:2405.09223*.
- Qiyu Wu, Masaaki Nagata, and Yoshimasa Tsuruoka. 2023. Wspalign: Word alignment pre-training via large-scale weakly supervised span prediction. *arXiv preprint arXiv:2306.05644*.
- Haoran Xu, Young Jin Kim, Amr Sharaf, and Hany Hassan Awadalla. 2023. A paradigm shift in machine translation: Boosting translation performance of large language models. *arXiv preprint arXiv:2309.11674*.
- Haoran Xu, Kenton Murray, Philipp Koehn, Hieu Hoang, Akiko Eriguchi, and Huda Khayrallah. 2024a. X-alma: Plug & play modules and adaptive rejection for quality translation at scale. *arXiv preprint arXiv:2410.03115*.
- Haoran Xu, Amr Sharaf, Yunmo Chen, Weiting Tan, Lingfeng Shen, Benjamin Van Durme, Kenton Murray, and Young Jin Kim. 2024b. Contrastive preference optimization: Pushing the boundaries of llm performance in machine translation. *arXiv preprint arXiv:2401.08417*.
- Zonghan Yang, Yong Cheng, Yang Liu, and Maosong Sun. 2019. Reducing word omission errors in neural machine translation: A contrastive learning approach. In *Proceedings of the 57th Annual Meeting of the Association for Computational Linguistics*, pages 6191–6196.
- Jiali Zeng, Fandong Meng, Yongjing Yin, and Jie Zhou. 2024. Teaching large language models to translate with comparison. In *Proceedings of the AAAI Conference on Artificial Intelligence*, pages 19488–19496.
- Shaolei Zhang, Qingkai Fang, Zhuocheng Zhang, Zhengrui Ma, Yan Zhou, Langlin Huang, Mengyu Bu, Shangdong Gui, Yunji Chen, Xilin Chen, and 1 others. 2023. Bayling: Bridging cross-lingual alignment and instruction following through interactive translation for large language models. *arXiv preprint arXiv:2306.10968*.



## A Prompts for Translations

Figure 4 displays the prompts used to ensure replicable translation and evaluation. Our prompt for Coverage Calculation is adapted from (Wu et al., 2024). For proprietary models, we slightly modify the prompt from (Xu et al., 2024b) to align with the ALMA format. Our M<sup>2</sup>PO model and all ALMA baselines use the standard prompt from the original ALMA study (Xu et al., 2023).

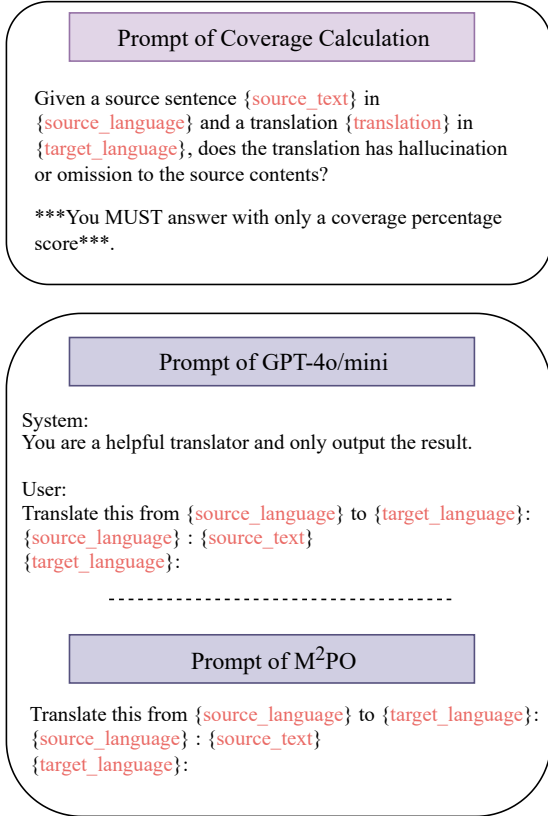


Figure 4: An overview of the prompts employed in our study. This includes the prompt for faithfulness evaluation (Coverage Calculation), the modified prompt for GPT-4o/mini, and the prompt for our M<sup>2</sup>PO model.

## B Comparison of average translation quality and faithfulness

The table 7 shows a clear progression among the ALMA variants. While standard DPO and ALMA-7B-R provide incremental gains, **M<sup>2</sup>PO achieves a substantial leap in both dimensions**. It boosts the average coverage score to 97.3, a marked improvement over the SFT baseline (95.99) and ALMA-7B-R (96.5). Crucially, this gain in faithfulness does not come at the cost of quality; instead, the XCOMET score also rises to 91.05, surpassing all

Table 7: Model performance on Translation Quality (XCOMET) versus Faithfulness (Coverage Score). Both metrics are averaged across the 10 translation directions.

Model	XCOMET	Coverage Score
<i>Proprietary Models</i>		
GPT-4o	<b>91.62</b>	<b>98.65</b>
GPT-4o-mini	90.37	97.38
<i>ALMA Baselines</i>		
ALMA-7B	87.95	95.99
ALMA-7B-DPO	88.17	96.33
ALMA-7B-R	90.20	96.50
<b>ALMA-7B-M<sup>2</sup>PO (Ours)</b>	<b>91.05</b>	<b>97.30</b>

other ALMA variants. This demonstrates that our method effectively learns to generate translations that are both more accurate and more loyal to the source content.

When compared to proprietary models, our M<sup>2</sup>PO model achieves a faithfulness score on par with GPT-4o-mini (97.3 vs. 97.38) while delivering higher translation quality (91.05 vs. 90.37). This result further underscores M<sup>2</sup>PO’s ability to optimize for a more balanced and superior translation profile, significantly narrowing the gap to strong proprietary models like GPT-4o.