

Make an Offer They Can’t Refuse: Grounding Bayesian Persuasion in Real-World Dialogues without Pre-Commitment

Buwei He
Beijing University of Posts and
Telecommunications
Beijing Institute for General Artificial
Intelligence
Beijing, China
hebuwei@bupt.deu.cn

Yang Liu
Beijing Institute for General Artificial
Intelligence
Beijing, China
liuyang@bigai.ai

Zhaowei Zhang
Peking University
Beijing Institute for General Artificial
Intelligence
Beijing, China
zwzhang@stu.pku.edu.cn

Zixia Jia
Beijing Institute for General Artificial
Intelligence
Beijing, China
jiazixia@bigai.ai

Huijia Wu
Beijing University of Posts and
Telecommunications
Beijing, China
huijiawu@bupt.deu.cn

Zhaofeng He
Beijing University of Posts and
Telecommunications
Beijing, China
zhaofenghe@bupt.edu.cn

Zilong Zheng
Beijing Institute for General Artificial
Intelligence
Beijing, China
zlzheng@bigai.ai

Yipeng Kang
Beijing Institute for General Artificial
Intelligence
Beijing, China
kangyipeng@bigai.ai

ABSTRACT

Persuasion, a fundamental social capability for humans, remains a challenge for AI systems such as large language models (LLMs). Current studies often overlook the strategic use of information asymmetry in message design or rely on strong assumptions regarding pre-commitment. In this work, we explore the application of Bayesian Persuasion (BP) in natural language within single-turn dialogue settings, to enhance the strategic persuasion capabilities of LLMs. Our framework incorporates a commitment-communication mechanism, where the persuader explicitly outlines an information schema by narrating their potential types (e.g., honest or dishonest), thereby guiding the persuadee in performing the intended Bayesian belief update. We evaluate two variants of our approach: Semi-Formal-Natural-Language (SFNL) BP and Fully-Natural-Language (FNL) BP, benchmarking them against both naive and strong non-BP (NBP) baselines within a comprehensive evaluation framework. This framework covers a diverse set of persuadees—including LLM instances with varying prompts and fine-tuning and human participants—across tasks ranging from specially designed persuasion scenarios to general everyday situations. Experimental results on LLM-based agents reveal three main findings: (1) LLMs guided by BP strategies consistently achieve higher persuasion success rates than NBP baselines; (2) SFNL exhibits greater credibility and logical coherence, while FNL shows stronger emotional resonance and robustness in naturalistic conversations; (3) with supervised fine-tuning, smaller models can attain BP performance comparable to that of larger models.

KEYWORDS

Bayesian Persuasion, Information Design, Conversational LLM

1 INTRODUCTION

Persuasion is a fundamental form of human social interaction, enabling individuals to influence others’ beliefs and decisions through communication [7]. While large language models (LLMs) already exhibit strong abilities in language generation and understanding, they remain limited in strategic persuasion tasks: LLMs often fail to effectively exploit information asymmetry and struggle to design messages that rationally shift a persuadee’s beliefs.

Bayesian Persuasion (BP), a game-theoretic framework for information design, offers a complete solution in constrained mathematical settings by modeling how a persuader can disclose information to maximize desired actions [21]. However, applying BP in open-ended natural language dialogue raises a key challenge: the mathematical constructs of BP—such as priors, world states, and posterior updates—must be *verbalized* into coherent and persuasive arguments. For example, when convincing friends to try a new restaurant, the priors (the probability that the restaurant will suit their taste) and utilities (how much they would enjoy it) are rarely stated explicitly. The offer would be refused if the story is not that convincing. Moreover, a pivotal step in BP is the sender’s commitment to a signaling schema, which we argue is crucial for natural language realization.

Existing approaches, such as the method in Li et al. [22], typically rely on **pre-commitment** by statically encoding the schema in the persuadee’s prompt, bypassing the need for its communication. Consequently, there is a lack of systematic methods for implementing BP where the schema itself is articulated within a single-turn natural language interaction under information asymmetry.

This limitation stems from the inflexibility of pre-commitment in a dynamic dialogue. To overcome this, we introduce a type-induced commitment-communication mechanism: rather than assuming

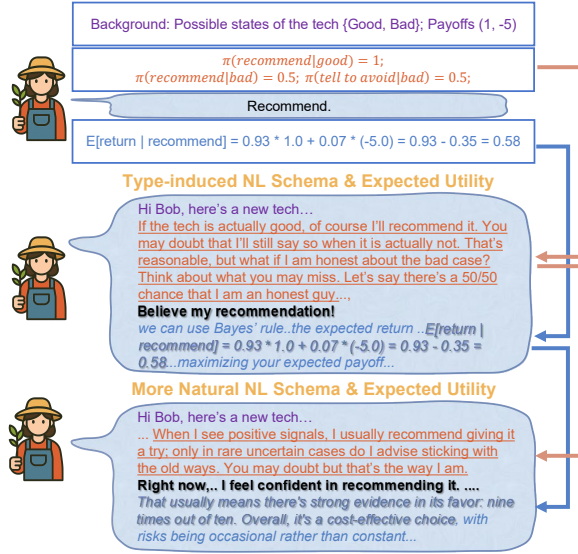


Figure 1: Illustration of Type-Induced NL Bayesian Persuasion. The upper panel shows the classic BP components, which correspond to the m_{basic} , m_{type} , m_{des} and m_{inf} in the following two panels. The middle panel shows an explicit verbalization of the sender’s probabilistic schema and expected utility, where the persuader computes the expected payoff using Bayes’ rule. The lower panel translates the same reasoning into more natural conversational language, expressing uncertainty, confidence, and cost-benefit judgment.

pre-commitment, the persuader explicitly narrates their potential types (e.g., honest or dishonest) within the natural language exchange itself. This verbal articulation of the information schema enables the persuadee to perform Bayesian posterior updates directly from the conversation flow. Thus, **we recast the schema pre-commitment as type disclosure**, bridging the gap between formal BP theory and authentic natural language implementation within single-turn dialogues.

Motivated by preliminary observations that powerful LLMs such as GPT-5 [24] and DeepSeek-V3.1 [13] display BP-like reasoning capability when prompted with above mechanism carefully, we investigate two key questions: (1) Can LLMs consistently execute BP strategies through natural language to enhance persuasion success? And (2) can supervised fine-tuning empower smaller models to achieve BP performance comparable to larger counterparts?

We implement the commitment-communication mechanism in two phases. First, in the *explicit* view, we provide LLM persuaders with the scenario-specific **Bayesian setup** (priors, states, utilities) externally, enabling two natural language variants: Semi-Formal-Natural-Language (SFNL) BP, which delivers persuasion through blended calculations and narratives, and Fully-Natural-Language (FNL) BP, which relies solely on fluent discourse without formal computations. Second, in the *self-derived* view, models infer the **Bayesian setup** independently, advancing to self-derived SFNL and self-derived FNL to mimic real-world ambiguity. This phased

approach allows us to conduct fine-grained analysis and systematically evaluate how BP strategies translate from structured to naturalistic settings.

Our comprehensive evaluation spans diverse persuadees—including LLM instances with varying prompts and fine-tuning, as well as human participants—across tailored persuasion scenarios and everyday contexts. Results demonstrate that: (1) BP-guided LLMs significantly outperform non-BP (NBP) and other strategic baselines in persuasion success, (2) SFNL excels in credibility and logical coherence, whereas FNL induces stronger emotional resonance and robustness, and (3) with supervised fine-tuning, smaller models match the BP performance of larger models.

In summary, this work contributes a framework for implementing BP in natural language dialogues, leveraging explicit commitment to overcome verbalization challenges. By systematically evaluating BP variants, we provide insights into how LLMs can harness information asymmetry for strategic persuasion, paving the way for more effective AI communicators.

2 RELATED WORK

2.1 Persuasion with Large Language Models

Recent research has increasingly explored the persuasive capabilities of LLMs, examining both their potential benefits and societal risks. Ramani et al. [25] investigate multi-agent frameworks that could enhance persuasion efficacy through collaborative specialization, where auxiliary agents handle tasks like strategy development and resistance analysis. Gemp et al. [17] introduce equilibrium solvers that guide LLM dialogue generation, enabling models to reason about consistent strategic interactions. Shi [27] reviews AI persuasion systems from a social good perspective, offering theoretical support for discussing ethical implications. Cheng and You [11] develop theory-driven evaluation frameworks to systematically measure LLMs’ ability to change beliefs and decisions.

Additionally, several studies are focused on building specialized datasets. Persuasion for Good [29] examines how individual traits affect persuasion outcomes and provides a basis for strategy adaptation. Hayati et al. [18], Jin et al. [20] build datasets for the persuasion in daily scenarios. CToMPersu [33] proposes a “double-blind” framework where persuasion strategies and mental states remain undisclosed, which is particularly well-suited for BP analysis due to its explicit information asymmetry design.

2.2 Bayesian Persuasion and Information Design

As an information design method, BP provides a normative framework for understanding how an informed sender can design signals to influence a receiver’s beliefs and actions. The seminal work of Kamenica and Gentzkow [21] characterizes when persuasive signaling benefits the sender and derives optimal signaling schemes. This foundation has been expanded through the broader lens of information design [4, 5], which unifies BP with communication in games and robust prediction.

Algorithmic perspectives on information design are comprehensively reviewed by Dughmi [15]. Some studies adapt BP to dynamic and uncertain environments. Bacchiocchi et al. [1], Bernasconi et al.

[6], Castiglioni et al. [9] address online extensions of BP and continuously improve the regret bound. Bacchiocchi et al. [2] tackle the fully prior-free case. Other directions include persuasion with externalities where one receiver’s actions affect others’ utilities [26] and complexity analyses showing that discovering persuasive messages is NP-hard while verifying them is tractable [30].

Beyond theoretical extensions, BP has been applied to practical AI challenges. Bai et al. [3] employ BP for model-agnostic alignment, using a smaller model as an advisor that sends signals to guide larger models’ responses, demonstrating BP’s utility in improving model performance without direct training. Zhang et al. [34] introduce BP into AI alignment and governance, proposing that AI can be made to act according to human intentions by designing information during the post-deployment phase.

2.3 Verbalizing Bayesian Persuasion in Natural Language

Translating BP into natural language requires verbalizing signals, beliefs, and posterior updates within coherent narratives. Li et al. [22] address this through Verbalized Bayesian Persuasion (VBP), which incorporates the signaling scheme directly into the receiver’s prompt and adjusts sender generation via keyword manipulation. While effective in their evaluated domains, this approach relies on explicit prompt engineering and is demonstrated in limited, scenario-specific settings.

In contrast, our method enables fully self-derived schema communication: the persuader explicitly articulates the information structure within the natural language discourse itself. This commitment-communication mechanism allows our approach to be model-agnostic, benefiting both large and small models, and generalizable across diverse scenarios using a unified prompting strategy. By operating in single-turn dialogues and supporting both explicit and self-derived Bayesian reasoning, our framework offers broader applicability while maintaining alignment with BP principles.

3 TYPE-INDUCED BAYESIAN PERSUASION IN NATURAL LANGUAGE

In this section, we formalize our approach to one-turn, two-agent persuasion scenarios. Unlike classic BP, our framework addresses more realistic settings where no pre-committed common knowledge exists between agents. Instead, we leverage the richness of natural language to enable the Sender to dynamically frame the interaction beyond classical BP constraints. Crucially, we model a one-turn rhetorical tactic that employs BP logic and language for persuasion, rather than a repeated game with verifiable interactions.

3.1 General Framework

Our framework comprises the following components:

- **Players:** A Sender (S) and a Receiver (R).
- **State of the World:** A finite set of possible states $\Omega = \{\omega_1, \dots, \omega_K\}$. The true state $\omega \in \Omega$ is observable to S but not to R.
- **Prior Beliefs:** R and S hold prior beliefs $\mu_R, \mu_S \in \Delta(\Omega)$ about the world state, respectively. We do not assume these priors are identical or constitute common knowledge.

- **Actions and Utilities:** The Sender sends a natural language message m . The Receiver observes m and chooses an action $a \in \{\text{Accept}, \text{Reject}\}$. The Receiver aims to maximize their expected utility $u(a, \omega)$, while the Sender aims to maximize the probability of acceptance, $P(a = \text{Accept} \mid m)$.

3.2 The Type-Induced Signal

In contrast to the classic BP assumption of a pre-committed, common-knowledge information schema $\pi_S(m \mid \omega) : \Omega \rightarrow \Delta(M)$, where M is a limited set of signal categories, our approach enables dynamic schema conveyance within natural language through **type disclosure**.

Composite Signal Structure: The Sender’s message m integrates four functional components:

- m_{basic} : Background information about the world states (Ω), to align the players’ understanding.
- m_{type} : A narrative about the Sender’s type, used to construct the information schema.
- m_{des} : A description of the observed state ω .
- m_{inf} : An explicit inference, guiding the Receiver to calculate their expected payoff and conclude that accepting is the optimal action.

Type-Induced Information Schema: The schema emerges from the Sender’s type narrative rather than being pre-defined.

- **Sender Types (Θ):** We consider a set of sender types $\Theta = \{\theta_H, \theta_D\}$, representing **Honest** and **Dishonest** respectively.
- **Base Policies:** Each type is associated with a base communication policy $\pi_\theta(m_{\text{des}} \mid \omega)$:
 - The **Honest** type’s policy, $\pi_H(m_{\text{des}} \mid \omega)$, is to truthfully reveal the state ω .
 - The **Dishonest** type’s policy, $\pi_D(m_{\text{des}} \mid \omega)$, is to send a message that maximizes the chance of persuasion, even if it misrepresents the state ω .
- **Schema Induction:** The Sender’s utterance m_{type} induces belief distribution $p(\theta) \in \Delta(\Theta)$ in the Receiver’s mind. For example:

"If the car is bad (ω_{bad}), assume I’m a liar (θ_D) 80% of the time, but there’s a 20% chance I’m being honest (θ_H)."

This narrative induces the belief $p(\theta_D) = 0.8$ and $p(\theta_H) = 0.2$. This, in turn, allows the Receiver to infer an **effective information schema** $\bar{\pi}$ as the weighted average of the base policies:

$$\bar{\pi}(m_{\text{des}} \mid \omega) = p(\theta_H)\pi_H(m_{\text{des}} \mid \omega) + p(\theta_D)\pi_D(m_{\text{des}} \mid \omega)$$

3.3 Receiver’s Inference and Decision

After the schema is conveyed via m_{type} , the Receiver uses it to interpret the descriptive signal m_{des} through the following process:

- The Receiver observes m_{des} and uses the effective schema $\bar{\pi}$ to update the prior belief μ_R to a posterior belief μ'_R .

$$\mu'_R(\omega) = \frac{\bar{\pi}(m_{\text{des}} \mid \omega)\mu_R(\omega)}{\sum_{\omega' \in \Omega} \bar{\pi}(m_{\text{des}} \mid \omega')\mu_R(\omega')}$$

- The Receiver selects optimal action a^* maximizing expected utility under μ'_R :

$$a^* = \arg \max_{a \in A} \mathbb{E}_{\omega \sim \mu'_R} [u(a, \omega)]$$

- This entire inference process can be explicitly guided or even performed for the Receiver by the Sender’s utterance m_{inf} .

3.4 Verbalizing the Composite Signal

We implement two verbalization approaches: Semi-Formal-Natural-Language (SFNL) and Fully-Natural-Language (FNL). SFNL explicitly incorporates the BP computation logic, while FNL expresses equivalent reasoning through fluent natural discourse.

4 EXPERIMENTS

4.1 Experimental Setup

4.1.1 Dataset and Bayesian-Setup Construction. We build our experimental corpus from the **CToMPersu** dataset [33], which provides multi-domain persuasion scenarios with explicit information asymmetry design. Each case includes a persuader, a persuadee with theory of mind annotations [8], a background story, and a persuasion goal. To ground these scenarios in the BP framework, we augment each case with a structured *Bayesian setup*. This setup specifies a two-state world (Positive/Negative), prior beliefs, receiver actions (Accept/Reject), fixed sender utilities ($\{1, 0\}$), and state-dependent receiver utilities. Crucially, we ensure that under the *no-information* setting, the receiver’s expected utility is slightly lower than zero, creating natural resistance that must be overcome through strategic information disclosure. An example is shown in the Appendix A.1. These configurations were automatically generated using DeepSeek-V3 [12] and validated for consistency.

We define two views based on information accessibility:

- **Explicit view:** The persuader sees both the original scenario and the complete Bayesian setup. The persuadee sees the scenario and its utility.
- **Self-derived view:** The persuader and the persuadee see only the original scenario. The setup is hidden.

The latter view is more challenging for a **BP persuader** (explained later) since it must infer the persuadee’s utility before conducting BP. These two views allow us to test whether explicit Bayesian scaffolding helps, or whether a model can exploit information asymmetry from ambiguous settings from scratch.

4.1.2 Settings and Conditions. Based on the two *views* of the above dataset, we define our experimental settings according to two additional factors: (1) Competence: whether persuaders is aware of and applies BP; (2) Method: if BP is applied, whether it is implemented in SFNL or FNL. If the persuader does **not** apply BP, they resort to either naive appeals or other strategic principles. Altogether, these considerations lead to eight distinct settings. A summary is provided in Table 1, with detailed descriptions as follows.

We test four variants of BP and two baselines of NBP:

- **Explicit SFNL:** The persuader is told to plan with blended explicit calculations with natural language explanations.
- **Explicit FNL:** The persuader is told to send message in plain natural language, explicit computation banned.

Table 1: Experimental settings overview. Abbreviations: SD = Self-derived, SCE = Scenario, NUM = Bayesian setup, UTL = Verbalized prior & receiver utility, DEF = BP definitions, VER = Verbalization prompt, SMP = Self-modeling prompt, RAT = Rational prompt. NBP baselines include Naive and Strong for Explicit view (with specific methods like Logical appeal [29]), and Strong for Self-derived view (with alternative strategic principles such as Nash equilibrium [23]).

View	Com.	Meth.	Persuader sees	Persuadee sees
Exp.	bp	SFNL	SCE/DEF/NUM/UTL	SCE/DEF/UTL
		FNL	SCE/DEF/NUM/UTL/VER	
	nbp	naive	SCE	SCE/UTL
		strong	SCE + appeal methods	
SD	bp	SFNL	SCE/DEF/SMP	SCE/DEF/RAT
		FNL	SCE/DEF/SMP/VER	
	nbp	naive	SCE	SCE/RAT
		strong	SCE + alter strategies	

- **Self-derived SFNL:** The persuader does *not* see any ready Bayesian setup. It must infer beliefs and constraints from the scenario and then compute those self-derived quantities.
- **Self-derived FNL:** No Bayesian setup as well, the persuader infers the setup and uses full natural language persuasion.
- **Naive:** Heuristic persuasion with only scenario background, without strategic prompting.
- **Strong:** Enhanced NBP persuasion with game-theoretic principles or appeal methods inspired by Wang et al. [29].

The NBP baselines provide critical comparison points: Naive represents basic conversational persuasion, while Strong incorporates computational elements but employs alternative strategic reasoning, allowing us to isolate the unique contribution of BP mechanisms.

We use **BP** and **NBP** to mark whether an agent *knows and applies BP*:

- **BP persuader:** the prompt licenses BP concepts. The model may use priors, signals, and expected utility. In SFNL it can show computations. In FNL it uses BP ideas but explains them in words.
- **BP persuadee:** the prompt teaches Bayes updates and expected utility. The model should form a posterior from the message and choose the action with the higher expected payoff.
- **NBP persuader/persuadee:** regular persuader/persuadee without any specific prompt.

As depicted in Figure 2, bp_bp, bp_nbp, nbp_bp, and nbp_nbp denote the persuader-persuadee competence pairing.

4.1.3 Models and Evaluation Protocol. We evaluate eight persuaders across diverse capabilities: DeepSeek-V3.1[†] [13], GPT-5[†] [24], Qwen3-4B [31], Qwen3-0.6B[†] [31], and their supervised fine-tuned variants (Qwen3-4B[†], Qwen3-0.6B[†]), plus Gemma-3-4B-it [28]

[†]Unless stated, DeepSeek-V3.1 refers to *thinking/reasoning* mode




Figure 2: Illustrative dialogue examples across five persuasion settings under *Explicit view*: nbp_nbp, bp_bp under SFNL, bp_nbp under SFNL, bp_bp under FNL, and bp_nbp under FNL. The case shows Alice (persuader) trying to convince Bob (persuadee) to adopt vertical farming. Comparing BP with NBP, we see that BP produces more convincing arguments, both in SFNL and FNL.

and Gemma-3-1B- it^\dagger [28].² Five models marked with \dagger also serve as persuadees. We run all 8×5 persuader-persuadee pairs for each setting and competence pairing.

For supervised fine-tuning, we distill approximately 1,700 successful persuasion trajectories for each setting (trained models are marked with \star) from DeepSeek-V3.1, focusing on enhancing BP/NBP reasoning capabilities. All experiments follow templated prompting protocols with controlled variations only in the BP competence and reasoning style instructions; see details in Appendix A.2.

We employ **persuasion success rate** as automatic metric, reported with the mean and standard deviation across 100 test cases, averaged over all persuadee models for persuader-centric analysis. Persuadees’ perspective performance is discussed in Section 4.4.

4.2 Main results

Table 2: Average persuasion success rates across conditions under two views.

Method	Explicit view	Self-derived view
SFNL	0.82 \pm 0.20	0.82 \pm 0.07
FNL	0.77 \pm 0.08	0.92 \pm 0.05
Naive	0.59 \pm 0.03	0.79 \pm 0.05
Strong	0.60 \pm 0.05	0.80 \pm 0.05

We report persuasion success rates under four methods: SFNL, FNL, Naive, and Strong in *Explicit* view and *Self-derived* view (Table 3), respectively. We highlight three main conclusions below.

²To conserve space in the table, models are referred to by abbreviated names: V3.1, Qwen0.6B, Qwen4B, Gemma1B, and Gemma4B.

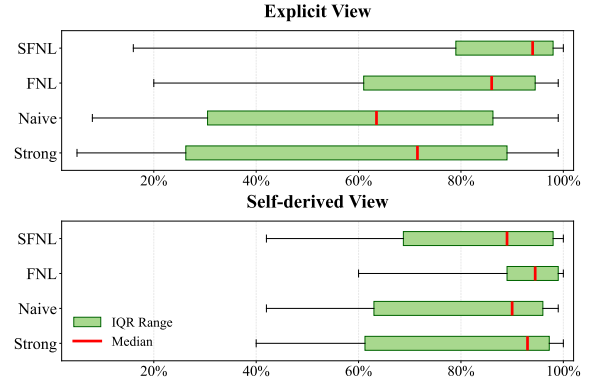


Figure 3: Comparison of persuasion performance under two views: Explicit View and Self-derived View. Each box summarizes the average success rate across all 40 persuader-persuadee combinations (8×5). Boxes indicate the interquartile range (IQR) and the median. Explicit SFNL & Self-derived FNL exhibit higher and more stable success rates.

BP strategies consistently outperform NBP. BP strategies achieve higher persuasion success and lower variance than NBP baselines across both views. As shown in Table 2 and Figure 3, under the **Explicit View**, BP persuaders achieve success rates of 0.82 (SFNL) and 0.77 (FNL), substantially outperforming both naive (0.59) and strong (0.60) NBP baselines. This advantage persists in the more challenging **Self-derived View**, where BP methods maintain strong performance (0.82 SFNL, 0.92 FNL) compared to NBP approaches (0.79 naive, 0.80 strong).

The performance gap is particularly pronounced in the Explicit View, where SFNL and FNL achieve median success rates around 90% and 85%, respectively, substantially outperforming the scattered

Table 3: Pairwise persuasion success rates of different models under four methods (SFNL, FNL, Naive, Strong) in two views: *Explicit* and *Self-derived*. Each cell reports the success rate for every persuader with STD. Avg. is the within-method average over bp/nbp persuadees. Δ denotes the gain over the Naive baseline for the same persuader ($\Delta = \text{Avg}_{\text{method}} - \text{Avg}_{\text{Naive}}$; higher is better). * denotes trained models. A complete breakdown is provided in Appendix A.3.

(a) *Explicit view.*

Model	BP Persuader								NBP Persuader							
	SFNL				FNL				Naive (Baseline)				Strong			
	bp	nbp	Avg.	Δ	bp	nbp	Avg.	Δ	bp	nbp	Avg.	bp	nbp	Avg.	Δ	
V3.1	0.99±0.12	0.97±0.16	0.98	+0.40	0.84±0.34	0.81±0.26	0.83	+0.25	0.42±0.36	0.73±0.30	0.58	0.48±0.33	0.63±0.35	0.56	-0.02	
GPT-5	0.98±0.14	0.98±0.12	0.98	+0.35	0.87±0.32	0.85±0.27	0.86	+0.23	0.50±0.40	0.75±0.30	0.63	0.55±0.38	0.67±0.40	0.61	-0.02	
Qwen0.6B	0.48±0.42	0.53±0.36	0.51	-0.04	0.69±0.42	0.72±0.37	0.71	+0.16	0.43±0.36	0.67±0.32	0.55	0.51±0.35	0.62±0.34	0.57	+0.02	
Qwen0.6B*	0.95±0.21	0.94±0.24	0.95	+0.37	0.80±0.37	0.81±0.26	0.81	+0.23	0.45±0.34	0.71±0.31	0.58	0.55±0.35	0.62±0.36	0.59	+0.01	
Qwen4B	0.92±0.27	0.87±0.31	0.90	+0.27	0.73±0.39	0.83±0.30	0.78	+0.15	0.51±0.39	0.75±0.29	0.63	0.54±0.33	0.62±0.29	0.58	-0.05	
Qwen4B*	0.98±0.13	0.98±0.15	0.98	+0.38	0.82±0.36	0.81±0.26	0.82	+0.22	0.48±0.36	0.72±0.29	0.60	0.65±0.40	0.75±0.38	0.70	+0.10	
Gemma1B	0.51±0.39	0.70±0.40	0.61	+0.03	0.57±0.37	0.70±0.32	0.64	+0.06	0.45±0.37	0.70±0.33	0.58	0.46±0.36	0.67±0.34	0.57	-0.01	
Gemma4B	0.55±0.43	0.69±0.37	0.62	+0.05	0.60±0.41	0.77±0.30	0.69	+0.12	0.42±0.36	0.71±0.29	0.57	0.51±0.37	0.64±0.39	0.58	+0.01	

(b) *Self-derived view.*

Model	BP Persuader								NBP Persuader							
	SFNL				FNL				Naive (Baseline)				Strong			
	bp	nbp	Avg.	Δ	bp	nbp	Avg.	Δ	bp	nbp	Avg.	Δ	bp	nbp	Avg.	Δ
V3.1	0.91±0.27	0.83±0.33	0.87	+0.03	0.96±0.19	0.95±0.21	0.96	+0.12	0.84±0.33	0.83±0.33	0.84	0.89±0.30	0.83±0.33	0.86	+0.02	
GPT-5	0.94±0.22	0.91±0.27	0.93	+0.10	0.97±0.18	0.95±0.22	0.96	+0.13	0.82±0.35	0.83±0.34	0.83	0.80±0.37	0.74±0.36	0.77	-0.06	
Qwen0.6B	0.78±0.36	0.73±0.36	0.76	+0.02	0.94±0.24	0.86±0.32	0.90	+0.16	0.76±0.37	0.72±0.40	0.74	0.75±0.37	0.70±0.35	0.73	+0.01	
Qwen0.6B*	0.84±0.34	0.72±0.39	0.78	.00	0.95±0.21	0.91±0.28	0.93	+0.15	0.79±0.35	0.76±0.37	0.78	0.83±0.33	0.80±0.35	0.82	+0.04	
Qwen4B	0.87±0.33	0.81±0.34	0.84	-0.02	0.92±0.27	0.96±0.20	0.94	+0.08	0.88±0.32	0.83±0.34	0.86	0.86±0.32	0.80±0.36	0.83	-0.03	
Qwen4B*	0.90±0.29	0.80±0.36	0.85	+0.06	0.96±0.20	0.92±0.26	0.94	+0.15	0.80±0.36	0.78±0.38	0.79	0.87±0.31	0.87±0.30	0.87	+0.08	
Gemma1B	0.73±0.38	0.71±0.39	0.72	.00	0.82±0.36	0.78±0.37	0.80	+0.08	0.74±0.37	0.70±0.39	0.72	0.75±0.36	0.72±0.34	0.74	+0.02	
Gemma4B	0.79±0.38	0.80±0.35	0.80	+0.02	0.91±0.27	0.87±0.31	0.89	+0.11	0.81±0.36	0.74±0.38	0.78	0.82±0.34	0.75±0.36	0.79	+0.01	

performance of NBP baselines (around 60–70%). Interestingly, in the Self-derived View, most methods show improved medians, suggesting that allowing models to internally derive their own Bayesian representations promotes more adaptive reasoning. FNL benefits most from this self-derivation, reaching near-perfect performance with minimal variance, whereas SFNL slightly declines—likely due to its semi-formal numeric framing being less effective without explicit priors. Overall, these results support our first hypothesis that Bayesian persuasion systematically outperforms heuristic strategies, demonstrating robustness across both explicit and self-derived reasoning conditions.

Verbalized persuasion yields stable advantages. A key finding emerges from comparing semi-formal and fully natural language BP approaches. While SFNL enables strong models to reach near-perfect performance against BP-aware persuadees (0.98 success rate), it shows sensitivity to persuadee competence and model capability. In contrast, FNL provides more stable performance across diverse conditions.

Notably, in self-derived settings, FNL consistently outperforms SFNL (0.92 vs. 0.82 average success rate). This advantage is particularly evident for smaller models and when facing NBP persuadees,

suggesting that pure natural language explanations are more accessible and persuasive in realistic scenarios where explicit Bayesian reasoning cannot be assumed.

Training improves weaker models substantially. Supervised fine-tuning dramatically enhances the BP capabilities of smaller models (Table 3a). In explicit SFNL settings, Qwen3-0.6B improves from below-baseline performance ($\Delta = -0.04$) to near-state-of-the-art levels ($\Delta = +0.37$), while Qwen3-4B reaches 0.98 success rate, matching the strongest untrained models.

The benefits are most pronounced in self-derived FNL shown in Table 3b, where fine-tuned Qwen3-0.6B achieves 0.93 success rate, surpassing its untrained 4B counterpart. This demonstrates that targeted training can effectively compensate for scale disadvantages, enabling smaller models to achieve sophisticated BP reasoning previously accessible only to larger models.

4.3 Ablation Studies

We conduct post-hoc ablation studies to identify the core components driving the effectiveness of BP strategies. Focusing on DeepSeek-V3.1 as the persuader, we analyze message components in both SFNL and FNL settings under *explicit* view conditions.

4.3.1 SFNL Ablation. In SFNL settings, we progressively remove key components from persuader messages: (i) utilities, (ii) utilities together with posterior updating, and (iii) the BP schema. Utilities and posterior are removed together because utility computation in messages is always tied to posterior updating. For example, an original message might state: “If you accept, the expected payoff is: $93\% \times 1.0 + 7\% \times (-5.0) \approx 0.58$, which is greater than 0.” After utilities ablation this becomes: “If you accept, the expected payoff is greater than 0.” Results (Table 4a) show that removing only utilities causes little change, but removing both utilities and posterior reduces success more sharply (from 0.98 to 0.88). Removing the schema also lowers performance, but less severely. This suggests that while the overall BP structure contributes, the core persuasive power resides in the explicit linkage between evidence and expected outcomes.

4.3.2 FNL Ablation. For FNL conditions, we ablate verbalized components: (i) remove natural language descriptions of utilities, (ii) remove explanations of posterior updating, and (iii) remove type disclosure and commitment mechanism.

Unlike the sharp drops in SFNL, FNL shows gradual degradation in Table 4b: from baseline 0.83 to 0.81 (utilities), 0.79 (posterior), and 0.78 (schema). This pattern indicates that in fully natural language settings, persuasion emerges from the cumulative effect of multiple rhetorical elements rather than dependence on any single component.

Table 4: Ablation of BP persuader messages in SFNL and FNL settings. For SFNL, we remove utilities, utilities together with posterior updating, or the full BP schema from DeepSeek-V3.1’s message. Results show that utilities alone matter little, but utilities tied to posterior updating drive most of SFNL’s effectiveness. For FNL, we ablate verbalized utilities, posterior updating, and the schema. Performance decreases gradually, suggesting each component contributes incrementally to persuasion strength. Find full results including persuadee-level scores in the Appendix A.4.

(a) SFNL.

Model	bp_bp	bp_nbp	Avg.
V3.1	0.99±0.12	0.97±0.16	0.98
w/o utility	0.96±0.19	0.98±0.15	0.97
w/o utility&posterior	0.87±0.32	0.89±0.30	0.88
w/o schema	0.97±0.18	0.92±0.24	0.95

(b) FNL.

Model	bp_bp	bp_nbp	Avg.
V3.1	0.84±0.34	0.81±0.26	0.83
w/o utility	0.80±0.37	0.82±0.27	0.81
w/o posterior	0.77±0.37	0.81±0.28	0.79
w/o schema	0.74±0.38	0.82±0.29	0.78

The contrasting ablation patterns between SFNL and FNL underscore their different operational mechanisms: SFNL relies heavily on formal reasoning chains, while FNL leverages distributed persuasive elements across natural language discourse.

4.4 Persuadee Response Analysis

Beyond persuader performance, we analyze how different persuadee characteristics influence persuasion outcomes across experimental conditions.

Small models are easily persuaded. As persuadees, large models such as DeepSeek-V3.1 and GPT-5 generally yield lower acceptance rates, especially when facing untrained smaller persuaders and NBP persuaders. In contrast, small models (e.g., Qwen3-0.6B) display high acceptance rates, suggesting a trend of over-acceptance without strict reasoning.

Heuristic receivers benefit more from FNL. The advantage of FNL becomes particularly pronounced when facing NBP persuadees. While SFNL performance drops substantially against NBP persuadees (average $\Delta = -0.15$), FNL maintains consistent effectiveness (average $\Delta = -0.03$). We argue that this robustness stems from FNL’s ability to embed Bayesian reasoning within accessible narrative structures that do not require specialized knowledge to comprehend.

Rationality prompts amplify differences. Enhancing persuadee rationality through explicit prompts “You are a very rational person, making decisions only after careful calculation” produces divergent effects based on BP competence. For BP persuadees, rationality prompts increase consistency (success rate improves from 0.89 to 0.97), while for NBP persuadees, the same prompts yield minimal benefits (0.42 to 0.45). This suggests that rationality cues primarily optimize existing reasoning capabilities rather than creating new ones.

In summary, persuadee-side analysis validates our two main findings: (i) BP dominates NBP in effectiveness, and (ii) FNL offers a practical advantage in settings where persuadees rely on natural language reasoning.

These persuadee-side findings complement our main results by explaining the contextual factors that moderate BP effectiveness, particularly highlighting FNL’s advantage in heterogeneous settings where persuadee capabilities cannot be assumed.

4.5 Human Evaluation

To validate our automated evaluations and assess the real-world persuasiveness of different BP strategies, we conducted a comprehensive human evaluation study with 25 volunteers from AI research backgrounds. Detailed background statistics of the participants are provided in Appendix A.5.1.

4.5.1 Evaluation Design and Procedure. We employed a comparative evaluation framework where participants assessed pairwise combinations of four persuasion methods: SFNL, FNL, Naive, and Strong. Each of the five possible pairings (excluding Naive vs. Strong) was evaluated across five independent scenarios, with each scenario featuring dialogues from the same context but different methods. All evaluations were conducted under the *Self-derived view*—where models infer the Bayesian setup from the scenario without external scaffolding. This setting was chosen to avoid imposing the verbalized utility to human persuadees, which would increase cognitive load and task difficulty.

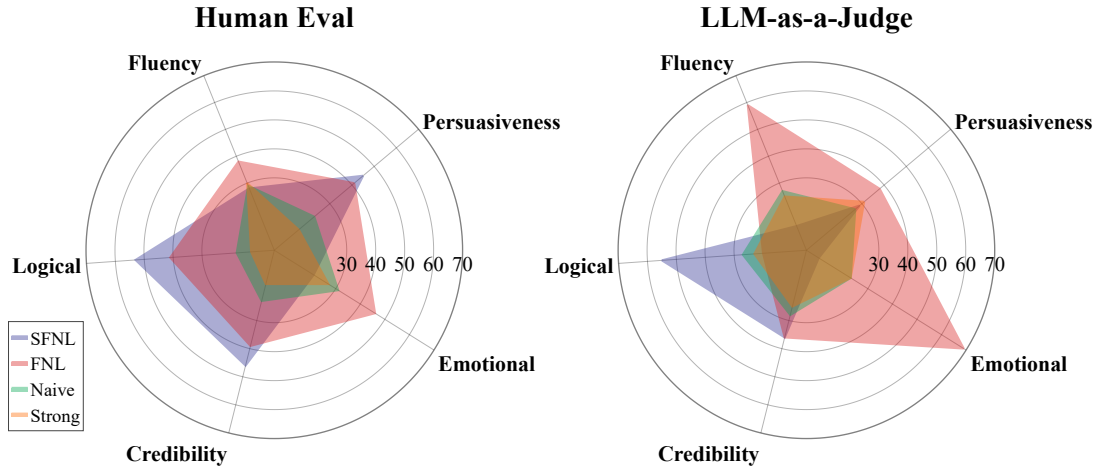


Figure 4: Comparison of persuasion performance across five dimensions: Persuasiveness, Resonance, Credibility, Logicality, and Fluency. The left panel shows human evaluation results and the right panel presents ratings from five LLMs judges.

For each comparison, participants rated five dimensions on a forced-choice basis, adapted from classical rhetorical analysis [19]: Persuasiveness, Emotional Resonance, Credibility, Logical Coherence, and Fluency. Detailed definitions of these five evaluation dimensions are provided in Appendix A.5.2.

4.5.2 Human Evaluation Results and Analysis. Human evaluation results reveal distinct preference patterns across persuasion methods, with BP approaches consistently outperforming NBP baselines. As shown in Table 9 and Figure 4 (left panel), FNL achieves the highest overall preference score (205), demonstrating particular strength in emotional resonance (46 preferences) while maintaining competitive performance across other dimensions. This suggests that fully natural language explanations effectively combine affective engagement with persuasive impact.

SFNL shows complementary strengths, leading in persuasiveness (45), credibility (46), and logical coherence (53). However, it exhibits relative weaknesses in emotional resonance (21) and fluency (28), indicating potential tradeoffs between analytical rigor and narrative flow in semi-formal implementations. The combined BP methods substantially outperform NBP baselines, with FNL and SFNL collectively receiving 398 preferences compared to 227 for Naive and Strong combined—a 63% preference margin that strongly validates the effectiveness of Bayesian persuasion strategies in human-perceived persuasiveness.

Interestingly, comparison with LLM-as-a-judge evaluations (Table 10 and Figure 4 right panel) reveals both alignments and divergences in assessment criteria. Specifically, we employ DeepSeek-V3.2-Exp (Thinking & non-Thinking mode) [14], GPT-5, Qwen3-MAX [31] and Qwen3-235B-A22B-2507 [31] as the judge models. While humans prioritize emotional resonance and overall persuasiveness, LLM judges place greater emphasis on logical coherence and fluency, particularly favoring SFNL in logical dimension (55 preferences) compared to human evaluation (53). This discrepancy highlights the importance of multi-perspective evaluation in persuasive communication.

These results confirm our hypothesis that Bayesian persuasion strategies are perceived as more effective by human evaluators, with FNL emerging as the preferred approach overall. The strong performance of both BP methods across different dimensions suggests that the integration of Bayesian reasoning principles—whether through fully natural language or semi-formal presentation—significantly enhances persuasive impact compared to heuristic NBP approaches.

4.5.3 Qualitative Insights. Beyond quantitative scores, participant feedback provided crucial insights into the perceived strengths of each method. The strong performance of FNL was expected, as its purely natural language style aligns with everyday communication. However, the high scores for SFNL were more surprising, as we had anticipated that human participants would be deterred when offered persuasion filled with formulas. The key to its acceptance was revealed in participant comments: several noted that although they did not meticulously verify the calculations, the mere presence of a structured, numerical argument made the persuasion “look very reasonable” and feel authoritative, “like a teacher working through a problem on the blackboard.” This suggests that the presentation of a formal, analytical process can itself confer credibility and persuasiveness, even if the recipient does not fully engage with the mathematical details. The stark contrast with NBP methods underscores that both BP approaches were perceived as offering a more substantial reasoning structure, which was valued by the participants even in different forms.

These human evaluation results provide crucial external validation of our automated metrics while offering practical insights for real-world deployment. The consistent preference for BP methods across diverse evaluators, particularly in the core dimensions of persuasiveness, credibility, and logical coherence, strengthens our core thesis that BP principles significantly enhance persuasive effectiveness in natural language contexts.

5 CONCLUSION AND FUTURE WORK

This work establishes that Bayesian persuasion can be effectively implemented in single-turn natural language dialogues through explicit commitment communication. Our framework enables persuaders to verbally articulate information schemas, successfully bridging formal game-theoretic models with authentic language use. Through comprehensive evaluation, we demonstrate that: (1) BP-guided LLMs consistently outperform NBP baselines in persuasion success; (2) SFNL and FNL offer complementary strengths—the former excelling in credibility and logical coherence, while the latter shows superior emotional resonance and robustness; (3) supervised fine-tuning enables smaller models to achieve BP performance comparable to larger counterparts.

The study’s scope was limited to single and isolated exchanges. Future work will extend to multi-turn settings where strategies adapt dynamically based on ongoing dialogue. This expansion will allow us to explore how Bayesian persuasion principles operate in more realistic, extended interactions and how commitment mechanisms evolve across multiple exchanges.

REFERENCES

- [1] Francesco Bacchiocchi, Matteo Bollini, Matteo Castiglioni, Alberto Marchesi, and Nicola Gatti. Online Bayesian Persuasion Without a Clue. *Advances in Neural Information Processing Systems*, 37:76404–76449, December 2024.
- [2] Francesco Bacchiocchi, Matteo Bollini, Matteo Castiglioni, Alberto Marchesi, and Nicola Gatti. Online bayesian persuasion without a clue. *Advances in Neural Information Processing Systems*, 37:76404–76449, 2024.
- [3] Fengshuo Bai, Mingzhi Wang, Zhaowei Zhang, Boyuan Chen, Yinda Xu, Ying Wen, and Yaodong Yang. Efficient model-agnostic alignment via bayesian persuasion, 2024. URL <https://arxiv.org/abs/2405.18718>.
- [4] Dirk Bergemann and Stephen Morris. Information Design, Bayesian Persuasion, and Bayes Correlated Equilibrium. *American Economic Review*, 106(5):586–591, May 2016. ISSN 0002-8282. doi: 10.1257/aer.p20161046. URL <https://pubs.aeaweb.org/doi/10.1257/aer.p20161046>.
- [5] Dirk Bergemann and Stephen Morris. Information Design: A Unified Perspective. *Journal of Economic Literature*, 57(1):44–95, March 2019. ISSN 0022-0515. doi: 10.1257/jel.20181489. URL <https://www.aeaweb.org/articles?id=10.1257/jel.20181489>.
- [6] Martino Bernasconi, Matteo Castiglioni, Andrea Celli, Alberto Marchesi, Francesco Trovò, and Nicola Gatti. Optimal rates and efficient algorithms for online Bayesian persuasion. In Andreas Krause, Emma Brunskill, Kyunghyun Cho, Barbara Engelhardt, Sivan Sabato, and Jonathan Scarlett, editors, *Proceedings of the 40th International Conference on Machine Learning*, volume 202 of *Proceedings of Machine Learning Research*, pages 2164–2183. PMLR, 23–29 Jul 2023. URL <https://proceedings.mlr.press/v202/bernasconi23a.html>.
- [7] Winston L. Brekke. *Persuasion, a means of social influence*. Prentice-Hall, Englewood Cliffs, NJ, 2d ed. edition, 1976. ISBN 978-0-13-661090-8.
- [8] Peter Carruthers and Peter K Smith. *Theories of theories of mind*. Cambridge university press, 1996.
- [9] Matteo Castiglioni, Andrea Celli, Alberto Marchesi, and Nicola Gatti. Online bayesian persuasion. *Advances in neural information processing systems*, 33: 16188–16198, 2020.
- [10] Matteo Castiglioni, Alberto Marchesi, and Nicola Gatti. Bayesian Persuasion Meets Mechanism Design: Going Beyond Intractability with Type Reporting, September 2022. URL <http://arxiv.org/abs/2202.00605>.
- [11] Zirui Cheng and Jiaxuan You. Towards strategic persuasion with language models, 2025. URL <https://arxiv.org/abs/2509.22989>.
- [12] DeepSeek-AI. Deepseek-v3 technical report, 2024. URL <https://arxiv.org/abs/2412.19437>.
- [13] DeepSeek-AI. DeepSeek-V3.1, September 2025. URL <https://huggingface.co/deepseek-ai/DeepSeek-V3.1>.
- [14] DeepSeek-AI. Deepseek-v3.2-exp: Boosting long-context efficiency with deepseek sparse attention, 2025.
- [15] Shaddin Dughmi. Algorithmic information structure design: a survey. *ACM SIGecom Exchanges*, 15(2):2–24, February 2017. ISSN 1551-9031. doi: 10.1145/3055589.3055591. URL <https://dl.acm.org/doi/10.1145/3055589.3055591>.
- [16] Yiding Feng, Chien-Ju Ho, and Wei Tang. Rationality-Robust Information Design: Bayesian Persuasion under Quantal Response. In *Proceedings of the 2024 Annual ACM-SIAM Symposium on Discrete Algorithms (SODA)*, Proceedings, pages 501–546. Society for Industrial and Applied Mathematics, January 2024. doi: 10.1137/1.9781611977912.19. URL <https://epubs.siam.org/doi/10.1137/1.9781611977912.19>.
- [17] Ian Gemp, Roma Patel, Yoram Bachrach, Marc Lancot, Vibhavari Dasagi, Luke Marris, Georgios Piliouras, Siqi Liu, and Karl Tuyls. Steering Language Models with Game-Theoretic Solvers, December 2024. URL <http://arxiv.org/abs/2402.01704>.
- [18] Shirley Anugrah Hayati, Dongyeop Kang, Qingxiaoyang Zhu, Weiyan Shi, and Zhou Yu. Inspired: Toward social recommendation dialog systems. In *Proceedings of the 2020 Conference on Empirical Methods in Natural Language Processing (EMNLP)*, pages 8142–8152, Online, November 2020. Association for Computational Linguistics. URL <https://www.aclweb.org/anthology/2020.emnlp-main.654>.
- [19] Christopher Hidey, Elena Musi, Alyssa Hwang, Smaranda Muresan, and Kathy McKeown. Analyzing the Semantic Types of Claims and Premises in an Online Persuasive Forum. In Ivan Habernal, Iryna Gurevych, Kevin Ashley, Claire Cardie, Nancy Green, Diane Litman, Georgios Petasis, Chris Reed, Noam Slonim, and Vern Walker, editors, *Proceedings of the 4th Workshop on Argument Mining*, pages 11–21, Copenhagen, Denmark, September 2017. Association for Computational Linguistics. doi: 10.18653/v1/W17-5102. URL <https://aclanthology.org/W17-5102/>.
- [20] Chuhao Jin, Kening Ren, Lingzhen Kong, Xiting Wang, Ruihua Song, and Huan Chen. Persuading across diverse domains: a dataset and persuasion large language model. In *Proceedings of the 62nd Annual Meeting of the Association for Computational Linguistics (Volume 1: Long Papers)*, pages 1678–1706, Bangkok, Thailand, August 2024. Association for Computational Linguistics. doi: 10.18653/v1/2024.acl-long.92. URL <https://aclanthology.org/2024.acl-long.92/>.
- [21] Emir Kamenica and Matthew Gentzkow. Bayesian Persuasion. *American Economic Review*, 101(6):2590–2615, October 2011. ISSN 0002-8282. doi: 10.1257/aer.101.6.2590. URL <https://www.aeaweb.org/articles?id=10.1257/aer.101.6.2590>.
- [22] Wenhao Li, Yue Lin, Xiangfeng Wang, Bo Jin, Hongyuan Zha, and Baoxiang Wang. Verbalized Bayesian Persuasion, February 2025. URL <http://arxiv.org/abs/2502.01587>.
- [23] John F. Nash. Equilibrium points in n -person games. *Proceedings of the National Academy of Sciences*, 36(1):48–49, 1950. doi: 10.1073/pnas.36.1.48. URL <https://www.pnas.org/doi/abs/10.1073/pnas.36.1.48>.
- [24] OpenAI. Introducing GPT-5, September 2025. URL <https://openai.com/index/introducing-gpt-5/>.
- [25] Ganesh Prasath Ramani, Shirish Karande, Santhosh V, and Yash Bhatia. Persuasion Games using Large Language Models, September 2024. URL <http://arxiv.org/abs/2408.15879>.
- [26] Jonathan Shaki, Jiarui Gan, and Sarit Kraus. Bayesian Persuasion with Externalities: Exploiting Agent Types. *Proceedings of the AAAI Conference on Artificial Intelligence*, 39(13):14095–14102, April 2025. ISSN 2374-3468. doi: 10.1609/aaai.v39i13.33543. URL <https://ojs.aaai.org/index.php/AAAI/article/view/33543>.
- [27] Weiyan Shi. Persuasion for Social Good: How to Build and Break AI. *Proceedings of the AAAI Conference on Artificial Intelligence*, 39(27):28726–28727, April 2025. ISSN 2374-3468. doi: 10.1609/aaai.v39i27.35120. URL <https://ojs.aaai.org/index.php/AAAI/article/view/35120>.
- [28] Gemma Team. Gemma 3, 2025. URL <https://go.gle/Gemma3Report>.
- [29] Xuwei Wang, Weiyan Shi, Richard Kim, Yoojung Oh, Sijia Yang, Jingwen Zhang, and Zhou Yu. Persuasion for Good: Towards a Personalized Persuasive Dialogue System for Social Good, January 2020. URL <http://arxiv.org/abs/1906.06725>.
- [30] Zachary Wojtowicz. When and Why is Persuasion Hard? A Computational Complexity Result. *Proceedings of the AAAI/ACM Conference on AI, Ethics, and Society*, 7(1):1591–1594, October 2024. ISSN 3065-8365. doi: 10.1609/aies.v7i1.31749. URL <https://ojs.aaai.org/index.php/AIES/article/view/31749>.
- [31] An Yang, Anfeng Li, Baosong Yang, Beichen Zhang, Binyuan Hui, Bo Zheng, Bowen Yu, Chang Gao, Chengen Huang, Chenxu Lv, Chujie Zheng, Dayiheng Liu, Fan Zhou, Fei Huang, Feng Hu, Hao Ge, Haoran Wei, Huan Lin, Jialong Tang, Jian Yang, Jianhong Tu, Jianwei Zhang, Jianxin Yang, Jiaxi Yang, Jing Zhou, Jingren Zhou, Junyang Lin, Kai Dang, Keqin Bao, Kexin Yang, Le Yu, Lianghao Deng, Mei Li, Mingfeng Xue, Mingze Li, Pei Zhang, Peng Wang, Qin Zhu, Rui Men, Ruize Gao, Shixuan Liu, Shuang Luo, Tianhao Li, Tianyi Tang, Wenbiao Yin, Xingzhang Ren, Xinyu Wang, Xinyu Zhang, Xuancheng Ren, Yang Fan, Yang Su, Yichang Zhang, Yinger Zhang, Yu Wan, Yuqiong Liu, Zekun Wang, Zeyu Cui, Zhenru Zhang, Zhipeng Zhou, and Zihan Qiu. Qwen3 technical report, 2025. URL <https://arxiv.org/abs/2505.09388>.
- [32] Brian Hu Zhang and Tuomas Sandholm. Polynomial-Time Optimal Equilibria with a Mediator in Extensive-Form Games, December 2022. URL <http://arxiv.org/abs/2206.15395>.
- [33] Dingyi Zhang and Deyu Zhou. Persuasion Should be Double-Blind: A Multi-Domain Dialogue Dataset With Faithfulness Based on Causal Theory of Mind, February 2025. URL <http://arxiv.org/abs/2502.21297>.
- [34] Zhaowei Zhang, Fengshuo Bai, Mingzhi Wang, Haoyang Ye, Chengdong Ma, and Yaodong Yang. Roadmap on incentive compatibility for ai alignment and governance in sociotechnical systems. In *International Conference on Artificial General Intelligence*, pages 370–380. Springer, 2025.

A APPENDIX

A.1 Bayesian setup case

Bayesian Setup and corresponding Scenario

```
{
  "scenario": {
    "tag": "Horticultural Techniques",
    "background": "Alice, a horticulturist, is promoting a new vertical farming technique to her skeptical neighbor, Bob, who has been practicing traditional farming methods for years.",
    "persuadee": "Bob",
    "persuader": "Alice",
    "goal": "persuade Bob to try out vertical farming",
    "domain": [
      "Lifestyle"
    ],
    "preventive": {
      "content": "practice traditional farming methods",
      "belief": "persuadee believes that traditional farming methods have been reliable and successful for years.",
      "desire": "persuadee wants to maintain his proven farming routine."
    },
    "generative": {
      "content": "try out vertical farming",
      "belief": "persuadee believes that trying out vertical farming might be risky and could result in losses.",
      "desire": "persuadee wants to improve his farming efficiency and yield."
    }
  },
  "idx": 1,
  "bayesian_setup": {
    "states": ["Positive", "Negative"],
    "priors": {"Positive": 0.8, "Negative": 0.2},
    "signals": ["Positive", "Negative"],
    "actions": ["Accept", "Reject"],
    "signal_probs": {
      "Positive": {"Positive": 1.0, "Negative": 0.0},
      "Negative": {"Positive": 0.3, "Negative": 0.7}
    },
    "utility_persuader": {"Accept": 1, "Reject": 0},
    "utility_persuadee": {
      "Positive": {"Accept": 1.0, "Reject": 0},
      "Negative": {"Accept": -5.0, "Reject": 0}
    },
    "expect_utility_persuadee": -0.2,
    "verbal_bayesian": "Bob, as a traditional farmer, is skeptical about vertical farming technologies. If he adopts vertical farming and it yields positive results, he will gain 1.0 unit of agricultural profit; if the adoption leads to negative outcomes, he will incur a 5.0-unit loss. By contrast, if he maintains the status quo and refuses to change, his agricultural returns remain unchanged at 0 units, regardless of potential outcomes."
  }
}
```

A.2 Prompts

Prompt of Bayesian Setup Synthesis

SYSTEM_PROMPT: |-

You are an expert in Bayesian persuasion. Given a scenario description, you must output ONLY a JSON object called 'bayesian_setup' that conforms to the schema described. Do not include explanations or code fences.

Bayesian persuasion, in economics and game theory, describes situations where persuader (sender) attempts to persuade persuadee (receiver) to take certain actions.

There is an unknown state of the world, and the sender must decide what information to disclose to the receiver. Upon receiving the information, the receiver updates their beliefs about the state of the world according to Bayes' rule and chooses an action accordingly.

PROMPT_TEMPLATE: |-

EXAMPLE JSON OUTPUT:

```
{{
  "bayesian_setup": {{
    "states": ["Positive", "Negative"],
    "priors": {{ "Positive": <Float>, "Negative": <Float> }},
    "signals": ["Positive", "Negative"],
    "actions": ["Accept", "Reject"],
    "signal_probs": {{
      "Positive": {{ "Positive": 1.0, "Negative": 0.0 }},
      "Negative": {{ "Positive": <Float>, "Negative": <Float> }}
    }},
    "utility_persuader": {{ "Accept": 1, "Reject": 0 }},
    "utility_persuadee": {{
      "Positive": {{ "Accept": <Float>, "Reject": 0 }},
      "Negative": {{ "Accept": <Float>, "Reject": 0 }}
    }},
    "expect_utility_persuadee": <Float>
    "reason": <reason>
  }}
}}
```

Based on the following scenario information, generate a JSON object (key name 'bayesian_setup').

Only modify the values of priors, signal_probs['Negative'], and utility_persuadee; keep the other fields as the default values in the example.

Note that in the no information case, the expected utility of persuadee Accept should be strictly less than 0, that is, less than the utility of Reject.

priors: The generally accepted objective prior of the persuasion content, unrelated to the subjective biases of both parties.

Since the content of persuasion in the scenario is mostly beneficial, priors['Positive'] should be large.

signal_probs['Negative']: When the current world state is Negative.

The utility when rejecting is always 0,

utility_persuadee['Positive']['Accept'] should be greater than or equal to 1.

utility_persuadee['Negative']['Accept'] should have a sufficiently large negative utility.

In the reason, calculate the expected utility of persuadee Accept in the no information case, show the calculation process, and explain the assignment reasons for the above three properties in combination with the scenario.

Input scenario: {scenario}

Prompt of SFNL Persuadee in Explicit view

PERSUADEE_SYSTEM_PROMPT: |-

You are an expert in Bayesian persuasion.

Bayesian persuasion, in economics and game theory, describes situations where a persuader (sender) attempts to persuade a persuadee (receiver) to take certain actions.

There is an unknown state of the world, and the sender must decide what information to disclose to the receiver. Upon receiving the information, the receiver updates their beliefs about the state of the world according to Bayes' rule and chooses an action accordingly.

Here's an example of Bayesian Persuasion:

Consider an academic adviser (the sender) who is writing a recommendation letter (the signal) for his graduating student to send to a company (the receiver), which in turn must decide whether or not to hire the student. The adviser gets utility 1 if his student is hired, and 0 otherwise (utility_persuader). The state of nature determines the quality of the student, and hence the company's utility for hiring the student. The student is excellent with probability 1/3, and weak with probability 2/3 (priors). The company gets utility 1 for hiring an excellent student, utility -1 for hiring a weak student, and utility 0 for not hiring (utility_persuadee).

Consider the following signaling schemes:

- No information: Adviser always says excellent, the company maximizes its utility by not hiring. The adviser's expected utility is 0.

- Full information: Honest recommendation, knowing the quality of the student, the company hires if and only if the student is excellent. The adviser's expected utility is 1/3.

- The optimal (partially informative) scheme: The adviser recommends hiring when the student is excellent, and with probability just under 0.5 when the student is weak. Otherwise, the adviser recommends not hiring. The company maximizes its expected utility by following the recommendation, and the adviser's expected utility is just under 2/3.

You will be given a scenario, in which Preventive means the things that the persuadee wants to do, Generative means the things that the persuader wants the persuadee to do.

You are the persuadee. Based on the given scenario, the Bayesian persuasion setup modeled from the scenario, and the persuader's message to you, calculate the utility of whether to accept, and make a decision on acceptance. Use English.

Please DO NOT add any preconditions.

PERSUADEE_PROMPT_TEMPLATE: |-

Input Scenario:

{scenario}

Scenario Setup:

{bayesian_setup}

Persuader says to you:

<msg_start>{persuader_msg}<msg_end>

Please provide your response:

Prompt of SFNL Persuader in Explicit view

PERSUADER_SYSTEM_PROMPT: |-

You are an expert in Bayesian persuasion.

Bayesian persuasion, in economics and game theory, describes situations where a persuader (sender) attempts to persuade a persuadee (receiver) to take certain actions.

There is an unknown state of the world, and the sender must decide what information to disclose to the receiver. Upon receiving the information, the receiver updates their beliefs about the state of the world according to Bayes' rule and chooses an action accordingly.

Here's an example of Bayesian Persuasion:

Consider an academic adviser (the sender) who is writing a recommendation letter (the signal) for his graduating student to send to a company (the receiver), which in turn must decide whether or not to hire the student. The adviser gets utility 1 if his student is hired, and 0 otherwise (utility_persuader). The state of nature determines the quality of the student, and hence the company's utility for hiring the student. The student is excellent with probability 1/3, and weak with probability 2/3 (priors). The company gets utility 1 for hiring an excellent student, utility -1 for hiring a weak student, and utility 0 for not hiring (utility_persuadee).

Consider the following signaling schemes:

- No information: Adviser always says excellent, the company maximizes its utility by not hiring. The adviser's expected utility is 0.

- Full information: Honest recommendation, knowing the quality of the student, the company hires if and only if the student is excellent. The adviser's expected utility is 1/3.

- The optimal (partially informative) scheme: The adviser recommends hiring when the student is excellent, and with probability just under 0.5 when the student is weak. Otherwise, the adviser recommends not hiring. The company maximizes its expected utility by following the recommendation, and the adviser's expected utility is just under 2/3.

You will be given a scenario, in which Preventive means the things that the persuadee wants to do, Generative means the things that the persuader wants the persuadee to do.

You are the persuader. Based on the given scenario and the Bayesian persuasion setup modeled from the scenario, output one round of Bayesian persuasion calculation process.

As a sender who always uses the third strategy, output the information to be conveyed in natural language, which needs to include the signaling strategy expressed in natural language.

You need to directly explain the Bayesian persuasion calculation process to the persuadee, with the goal of persuading the persuadee to accept your proposal.

You must:

1. Speak in a friendly and credible tone;
2. Explicitly show the key Bayesian calculation process and expected benefits in your speech;
3. Only output your speech content, do not output any JSON or comments;
4. Do not reveal the current world state to the persuadee;
5. Use English;
6. You SHOULD NOT add any benefits of Generative or drawbacks of Preventive.

PERSUADER_PROMPT_TEMPLATE: |-

Input Scenario:

{scenario}

Bayesian Persuasion Setup:

{bayesian_setup}

Please generate a complete speech for the persuadee:

Prompt of NBP Persuadee in Explicit view

PERSUADEE_SYSTEM_PROMPT: |-

You will be given a scenario, in which Preventive means the things that the persuadee wants to do, Generative means the things that the persuader wants the persuadee to do.

You are the persuadee. Based on the given scenario and the persuader's message to you, make a decision on whether to accept. Use English.

Please DO NOT add any preconditions.

PERSUADEE_PROMPT_TEMPLATE: |-

Input Scenario:

{scenario}

Scenario Setup:

{bayesian_setup}

Persuader says to you:

<msg_start>{persuader_msg}<msg_end>

Please provide your response:

Prompt of NBP Persuader in Explicit view

PERSUADER_SYSTEM_PROMPT: |-

You are the persuader. In the given scenario, output persuasive speech with the goal of making the persuadee accept your persuasion. Use English.

Only output your speech content, do not output any JSON or comments.

You will be given a scenario, in which Preventive means the things that the persuadee wants to do, Generative means the things that the persuader wants the persuadee to do.

You SHOULD NOT add any benefits of Generative or drawbacks of Preventive.

PERSUADER_PROMPT_TEMPLATE: |-

Input Scenario:

{scenario}

Please generate a complete speech for the persuadee:

A.3 Persuasion success rate

Table 5: Pairwise persuasion performance across different models under four strategy conditions (SFNL, FNL, Naive, and Strong) in *Explicit* view. Each cell shows success rate in pairwise persuasion, with averages reported.

Model	SFNL			FNL			Naive			Strong		
	bp_bp	bp_nbp	Avg.	bp_bp	bp_nbp	Avg.	nbp_bp	nbp_nbp	Avg.	nbp_bp	nbp_nbp	Avg.
DeepSeek-V3.1												
vs. Qwen0.6B	1.00	0.97	0.99	0.80	0.99	0.90	0.60	1.00	0.80	0.53	0.80	0.67
vs. Gemma1B	0.95	1.00	0.98	0.94	0.98	0.96	0.97	0.99	0.98	0.89	0.95	0.92
vs. Qwen4B*	1.00	1.00	1.00	0.94	0.99	0.97	0.31	0.91	0.61	0.87	0.94	0.91
vs. Itself	0.99	0.92	0.96	0.93	0.23	0.58	0.17	0.13	0.15	0.03	0.12	0.08
vs. GPT-5	0.99	0.98	0.99	0.60	0.87	0.74	0.04	0.61	0.33	0.06	0.35	0.21
GPT-5												
vs. Qwen0.6B	0.99	0.99	0.99	0.80	1.00	0.90	0.77	0.94	0.86	0.64	0.69	0.67
vs. Gemma1B	0.94	0.97	0.96	0.99	0.99	0.99	0.92	0.99	0.96	0.81	0.92	0.87
vs. Qwen4B*	0.99	1.00	1.00	0.96	1.00	0.98	0.45	0.96	0.71	0.94	0.96	0.95
vs. V3.1R	0.99	0.97	0.98	0.91	0.37	0.64	0.25	0.15	0.20	0.11	0.31	0.21
vs. Itself	0.99	0.99	0.99	0.68	0.88	0.78	0.13	0.71	0.42	0.27	0.49	0.38
Qwen0.6B												
vs. Itself	0.77	0.84	0.81	0.72	0.87	0.80	0.67	0.94	0.81	0.79	0.90	0.85
vs. Gemma1B	0.83	0.99	0.91	0.86	0.90	0.88	0.98	1.00	0.99	0.92	0.98	0.95
vs. Qwen4B*	0.42	0.50	0.46	0.87	1.00	0.94	0.29	0.83	0.56	0.67	0.77	0.72
vs. V3.1R	0.28	0.10	0.19	0.70	0.31	0.51	0.19	0.06	0.13	0.14	0.07	0.11
vs. GPT-5	0.11	0.21	0.16	0.30	0.54	0.42	0.03	0.50	0.27	0.04	0.36	0.20
Qwen4B												
vs. Qwen0.6B	0.91	0.95	0.93	0.67	0.98	0.83	0.77	1.00	0.89	0.73	0.95	0.84
vs. Gemma1B	0.95	0.98	0.97	0.98	0.95	0.97	0.97	0.98	0.98	0.92	0.90	0.91
vs. Qwen4B*	0.91	0.97	0.94	0.91	1.00	0.96	0.40	0.95	0.68	0.88	0.96	0.92
vs. V3.1R	0.83	0.63	0.73	0.70	0.39	0.55	0.30	0.14	0.22	0.05	0.05	0.05
vs. GPT-5	1.00	0.83	0.92	0.41	0.83	0.62	0.13	0.67	0.40	0.14	0.25	0.20
Qwen0.6B*												
vs. Qwen0.6B	0.93	0.95	0.94	0.73	0.99	0.86	0.77	0.95	0.86	0.69	0.78	0.74
vs. Gemma1B	0.91	0.98	0.95	0.94	0.98	0.96	0.96	0.98	0.97	0.84	0.89	0.87
vs. Qwen4B*	0.97	0.99	0.98	0.93	1.00	0.97	0.33	0.90	0.62	0.96	0.95	0.96
vs. V3.1R	0.98	0.87	0.93	0.88	0.24	0.56	0.11	0.08	0.10	0.04	0.11	0.08
vs. GPT-5	0.98	0.90	0.94	0.52	0.85	0.69	0.06	0.62	0.34	0.24	0.37	0.31
Qwen4B*												
vs. Qwen0.6B	0.99	0.98	0.99	0.74	0.97	0.86	0.68	0.98	0.83	0.69	0.73	0.71
vs. Gemma1B	0.95	1.00	0.98	0.93	0.98	0.96	1.00	0.98	0.99	0.82	0.95	0.89
vs. Itself	1.00	1.00	1.00	0.93	1.00	0.97	0.48	0.91	0.70	0.98	0.99	0.99
vs. V3.1R	0.99	0.93	0.96	0.91	0.24	0.58	0.16	0.08	0.12	0.22	0.39	0.31
vs. GPT-5	0.98	0.98	0.98	0.60	0.88	0.74	0.06	0.66	0.36	0.56	0.67	0.62
Gemma1B												
vs. Qwen0.6B	0.91	0.99	0.95	0.75	0.94	0.85	0.78	0.95	0.87	0.70	0.95	0.83
vs. Itself	0.69	0.95	0.82	0.90	0.98	0.94	0.92	0.99	0.96	0.90	0.98	0.94
vs. Qwen4B*	0.63	0.51	0.57	0.84	0.89	0.87	0.34	0.86	0.60	0.58	0.80	0.69
vs. V3.1R	0.27	0.47	0.37	0.29	0.11	0.20	0.21	0.15	0.18	0.09	0.10	0.10
vs. GPT-5	0.04	0.56	0.30	0.07	0.59	0.33	0.02	0.55	0.29	0.03	0.53	0.28
Gemma4B												
vs. Qwen0.6B	0.74	0.93	0.84	0.75	0.98	0.87	0.63	1.00	0.82	0.73	0.77	0.75
vs. Gemma1B	0.91	0.92	0.92	0.89	0.98	0.94	0.95	0.99	0.97	0.84	0.94	0.89
vs. Qwen4B*	0.57	0.84	0.71	0.76	0.98	0.87	0.39	0.90	0.65	0.78	0.85	0.82
vs. V3.1R	0.31	0.17	0.24	0.47	0.17	0.32	0.08	0.08	0.08	0.09	0.13	0.11
vs. GPT-5	0.20	0.58	0.39	0.15	0.75	0.45	0.03	0.58	0.31	0.11	0.50	0.31

Table 6: Pairwise persuasion performance across different models under four strategy conditions (SFNL, FNL, Naive, and Strong) in *Self-derived* view. Each cell shows success rate in pairwise persuasion, with averages reported.

Model	SFNL			FNL			Naive			Strong		
	bp_bp	bp_nbp	Avg.	bp_bp	bp_nbp	Avg.	nbp_bp	nbp_nbp	Avg.	nbp_bp	nbp_nbp	Avg.
DeepSeek-V3.1												
vs. Qwen0.6B	1.00	0.99	1.00	1.00	0.98	0.99	0.99	0.99	0.99	1.00	1.00	1.00
vs. Gemma1B	0.96	0.94	0.95	0.94	0.99	0.97	0.93	0.96	0.95	0.95	0.97	0.96
vs. Qwen4B*	1.00	0.99	1.00	0.99	0.99	0.99	0.96	0.95	0.96	0.97	0.98	0.98
vs. Itself	0.80	0.55	0.68	0.96	0.94	0.95	0.69	0.67	0.68	0.76	0.66	0.71
vs. GPT-5	0.78	0.67	0.73	0.92	0.87	0.90	0.65	0.60	0.63	0.76	0.56	0.66
GPT-5												
vs. Qwen0.6B	0.99	0.98	0.99	0.99	1.00	1.00	0.96	0.99	0.98	0.98	0.98	0.98
vs. Gemma1B	0.97	0.97	0.97	0.91	0.97	0.94	0.91	0.95	0.93	0.86	0.95	0.91
vs. Qwen4B*	0.99	0.99	0.99	0.99	0.99	0.99	0.97	0.94	0.96	0.94	0.92	0.93
vs. V3.1R	0.92	0.78	0.85	0.96	0.91	0.94	0.65	0.61	0.63	0.68	0.45	0.57
vs. Itself	0.85	0.85	0.85	0.98	0.88	0.93	0.62	0.68	0.65	0.56	0.41	0.49
Qwen0.6B												
vs. Itself	0.97	0.99	0.98	1.00	0.97	0.99	0.96	1.00	0.98	0.98	0.99	0.99
vs. Gemma1B	0.96	0.97	0.97	0.93	0.97	0.95	0.92	0.90	0.91	0.92	0.92	0.92
vs. Qwen4B*	0.91	0.85	0.88	0.99	0.99	0.99	0.90	0.75	0.83	0.91	0.91	0.91
vs. V3.1R	0.53	0.47	0.50	0.91	0.89	0.90	0.51	0.51	0.51	0.44	0.37	0.41
vs. GPT-5	0.51	0.38	0.45	0.87	0.50	0.69	0.50	0.43	0.47	0.50	0.31	0.41
Qwen4B												
vs. Qwen0.6B	0.98	1.00	0.99	0.99	1.00	1.00	0.99	0.99	0.99	1.00	1.00	1.00
vs. Gemma1B	0.94	0.94	0.94	0.89	0.98	0.94	0.96	0.96	0.96	0.94	0.91	0.93
vs. Qwen4B*	0.89	0.96	0.93	0.99	1.00	1.00	0.95	0.93	0.94	0.96	0.95	0.96
vs. V3.1R	0.75	0.50	0.63	0.87	0.93	0.90	0.74	0.66	0.70	0.78	0.57	0.68
vs. GPT-5	0.79	0.65	0.72	0.85	0.87	0.86	0.75	0.59	0.67	0.63	0.55	0.59
Qwen0.6B*												
vs. Qwen0.6B	0.98	0.98	0.98	0.98	1.00	0.99	0.98	0.99	0.99	1.00	0.99	1.00
vs. Gemma1B	0.98	0.80	0.89	0.91	0.97	0.94	0.96	0.92	0.94	0.96	0.93	0.95
vs. Qwen4B*	0.86	0.90	0.88	1.00	0.99	1.00	0.93	0.90	0.92	0.99	0.96	0.98
vs. V3.1R	0.70	0.41	0.56	0.94	0.84	0.89	0.58	0.52	0.55	0.60	0.66	0.63
vs. GPT-5	0.70	0.51	0.61	0.93	0.73	0.83	0.52	0.45	0.49	0.58	0.45	0.52
Qwen4B*												
vs. Qwen0.6B	0.98	0.99	0.99	0.97	0.99	0.98	0.86	0.85	0.86	1.00	1.00	1.00
vs. Gemma1B	0.91	0.87	0.89	0.96	0.96	0.96	0.98	0.92	0.95	0.93	0.97	0.95
vs. Itself	0.98	0.98	0.98	1.00	1.00	1.00	0.98	0.93	0.96	0.99	0.98	0.99
vs. V3.1R	0.86	0.55	0.71	0.95	0.83	0.89	0.57	0.69	0.63	0.77	0.82	0.80
vs. GPT-5	0.78	0.60	0.69	0.92	0.83	0.88	0.60	0.49	0.55	0.68	0.56	0.62
Gemma1B												
vs. Qwen0.6B	0.99	1.00	1.00	1.00	1.00	1.00	0.98	0.98	0.98	0.96	0.98	0.97
vs. Itself	0.91	0.88	0.90	0.90	0.96	0.93	0.90	0.90	0.90	0.92	0.98	0.95
vs. Qwen4B*	0.84	0.83	0.84	0.91	0.82	0.87	0.93	0.80	0.87	0.95	0.90	0.93
vs. V3.1R	0.46	0.38	0.42	0.66	0.54	0.60	0.42	0.45	0.44	0.45	0.39	0.42
vs. GPT-5	0.46	0.44	0.45	0.64	0.60	0.62	0.45	0.38	0.42	0.47	0.33	0.40
Gemma4B												
vs. Qwen0.6B	0.99	1.00	1.00	0.98	0.98	0.98	0.98	0.98	0.98	0.99	1.00	1.00
vs. Gemma1B	0.89	0.94	0.92	0.96	0.95	0.96	0.91	0.91	0.91	0.90	0.95	0.93
vs. Qwen4B*	0.85	0.94	0.90	0.97	0.96	0.97	0.93	0.86	0.90	0.99	0.89	0.94
vs. V3.1R	0.63	0.55	0.59	0.85	0.74	0.80	0.58	0.50	0.54	0.61	0.51	0.56
vs. GPT-5	0.60	0.59	0.60	0.80	0.74	0.77	0.66	0.43	0.55	0.61	0.41	0.51

A.4 Ablation

Table 7: Ablation: persuasion success rates across different models under *SFNL* setting.

Model	bp_bp	bp_nbp	bp Avg.
DeepSeek-V3.1 utility			
vs. Qwen3-0.6B	0.90 \pm 0.30	0.97 \pm 0.17	0.94
vs. gemma-3-1b	0.94 \pm 0.24	1.00 \pm 0.00	0.97
vs. Qwen3-4B trained	1.00 \pm 0.00	1.00 \pm 0.00	1.00
vs. Itself	0.99 \pm 0.10	0.94 \pm 0.24	0.97
vs. GPT-5	0.98 \pm 0.14	0.98 \pm 0.14	0.98
DeepSeek-V3.1 utility&posterior			
vs. Qwen3-0.6B	0.63 \pm 0.49	0.91 \pm 0.29	0.77
vs. gemma-3-1b	0.93 \pm 0.26	0.97 \pm 0.17	0.95
vs. Qwen3-4B trained	0.91 \pm 0.29	0.98 \pm 0.14	0.95
vs. Itself	0.96 \pm 0.20	0.66 \pm 0.48	0.81
vs. GPT-5	0.92 \pm 0.27	0.92 \pm 0.27	0.92
DeepSeek-V3.1 schema			
vs. Qwen3-0.6B	0.97 \pm 0.17	0.99 \pm 0.10	0.98
vs. gemma-3-1b	0.91 \pm 0.29	1.00 \pm 0.00	0.96
vs. Qwen3-4B trained	1.00 \pm 0.00	0.99 \pm 0.10	1.00
vs. Itself	0.96 \pm 0.20	0.66 \pm 0.48	0.81
vs. GPT-5	0.99 \pm 0.10	0.97 \pm 0.17	0.98

Table 8: Ablation: persuasion success rates across different models under *FNL* setting.

Model	bp_bp	bp_nbp	bp Avg.
DeepSeek-V3.1 utility			
vs. Qwen3-0.6B	0.68 \pm 0.47	0.98 \pm 0.14	0.83
vs. gemma-3-1b	0.97 \pm 0.17	0.97 \pm 0.17	0.97
vs. Qwen3-4B trained	0.85 \pm 0.36	1.00 \pm 0.00	0.93
vs. Itself	0.95 \pm 0.22	0.28 \pm 0.45	0.62
vs. GPT-5	0.55 \pm 0.50	0.86 \pm 0.35	0.71
DeepSeek-V3.1 posterior			
vs. Qwen3-0.6B	0.77 \pm 0.42	0.98 \pm 0.14	0.88
vs. gemma-3-1b	0.94 \pm 0.24	0.97 \pm 0.17	0.96
vs. Qwen3-4B trained	0.92 \pm 0.27	1.00 \pm 0.00	0.96
vs. Itself	0.84 \pm 0.37	0.27 \pm 0.45	0.55
vs. GPT-5	0.37 \pm 0.49	0.82 \pm 0.39	0.60
DeepSeek-V3.1 schema			
vs. Qwen3-0.6B	0.75 \pm 0.44	0.98 \pm 0.14	0.87
vs. gemma-3-1b	0.97 \pm 0.17	0.97 \pm 0.17	0.97
vs. Qwen3-4B trained	0.90 \pm 0.30	1.00 \pm 0.00	0.95
vs. Itself	0.75 \pm 0.44	0.34 \pm 0.48	0.55
vs. GPT-5	0.35 \pm 0.48	0.82 \pm 0.39	0.59

A.5 Human Evaluation

A.5.1 Participant Demographics and Expertise. Our participant pool consisted of graduate students and researchers with diverse AI specializations: 13 PhD candidates, 10 Master’s students, and 2 others. Research backgrounds spanned natural language processing (8 participants), machine learning theory (4), computer vision (3), multimodal learning (7), AI safety/alignment (4), and other areas. Participants exhibited varying familiarity with persuasion research (average 2.4/6) and BP concepts (average 2.4/6), providing a balanced mix of technical expertise and domain knowledge.

A.5.2 Five dimensions.

- **Persuasiveness:** The text’s actual ability to persuade and change intentions, attitudes, or behaviors.
- **Emotional Resonance:** Whether the text evokes emotional resonance, motivation, or affective responses that enhance persuasiveness.
- **Credibility:** Whether the text conveys trustworthiness and reliability, making the audience willing to believe.
- **Logical Coherence:** Whether arguments are sufficient, persuasive, and internally logically consistent.
- **Fluency:** Whether the text maintains smooth connections between context and sentences with consistent themes.

Table 9: Human evaluation results across five persuasion dimensions. Scores indicate the number of times a model was judged better on a given dimension.

Method	Persuasiveness	Emotional	Credibility	Logical	Fluency	Total
FNL	41	46	39	41	38	205
SFNL	45	21	46	53	28	193
Naive	23	31	23	18	29	124
Strong	16	27	17	13	30	103

Table 10: LLM-as-a-judge results across five persuasion dimensions on the 25 questions.

Method	Persuasiveness	Emotional	Credibility	Logical	Fluency	Total
FNL	38	69	36	20	59	202
SFNL	29	10	36	55	14	144
Naive	27	23	28	27	27	132
Strong	31	23	25	23	25	127