

THOMPSON SAMPLING VIA FINE-TUNING OF LLMs

Nicolas Menet^{1,2}, Aleksandar Terzić^{1,2}, Michael Hersche¹, Andreas Krause², Abbas Rahimi¹

¹IBM Research – Zurich, ²Department of Computer Science, ETH Zürich

ABSTRACT

Bayesian optimization in large unstructured discrete spaces is often hindered by the computational cost of maximizing acquisition functions due to the absence of gradients. We propose a scalable alternative based on Thompson sampling that eliminates the need for acquisition function maximization by directly parameterizing the probability that a candidate yields the maximum reward. Our approach, *Thompson Sampling via Fine-Tuning* (TOSFiT) leverages the prior knowledge embedded in prompt-conditioned large language models, and incrementally adapts them toward the posterior. Theoretically, we derive a novel regret bound for a variational formulation of Thompson Sampling that matches the strong guarantees of its standard counterpart. Our analysis reveals the critical role of careful adaptation to the posterior probability of maximality—a principle that underpins our TOSFiT algorithm. Empirically, we validate our method on three diverse tasks: FAQ response refinement, thermally stable protein search, and quantum circuit design. We demonstrate that online fine-tuning significantly improves sample efficiency, with negligible impact on computational efficiency.

1 INTRODUCTION

Humans rely on beliefs, shaped by internal world models, to make decisions. Since our knowledge of the world is often incomplete, these beliefs must account for uncertainty through probabilistic reasoning. To stay effective, beliefs must be updated as new information arises. Bayesian inference provides a principled method for this updating process, using Bayes’ theorem to adjust beliefs by combining prior knowledge with new evidence. This foundational idea extends naturally to computational settings, where algorithms must make decisions under uncertainty.

Bayesian optimization (Kushner, 1964; Garnett, 2023) is one such algorithmic framework that leverages Bayesian inference for large-scale experimental design and automated discovery, particularly in settings where evaluations are costly or time-consuming. As a strategy for optimizing expensive black-box reward functions, it maintains a posterior distribution over the unknown rewards—typically modeled as a Gaussian process over a domain X —and uses this model to guide the search for promising configurations. New candidates are selected by maximizing an acquisition function that balances two objectives: exploring uncertain regions to gather new information, and exploiting areas that are already known to perform well (Kushner, 1964; Auer, 2002).

Among existing acquisition strategies, Thompson sampling (Thompson, 1933; Russo et al., 2018) stands out due to its state-of-the-art convergence guarantees (Russo & Van Roy, 2014; 2016; Chowdhury & Gopalan, 2017) and its strong empirical performance (Chapelle & Li, 2011), despite being one of the earliest strategies for Bayesian optimization. Thompson sampling draws a function from the reward posterior, which effectively serves as an acquisition function, and selects the point that maximizes it. The resulting evaluation points are distributed according to the probability of maximality (PoM) of rewards (Menet et al., 2025).

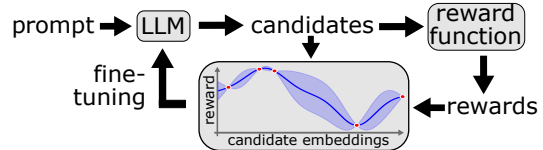


Figure 1: TOSFiT treats candidate generation as Thompson sampling and fine-tunes the LLM toward the posterior PoM to ensure consistency.

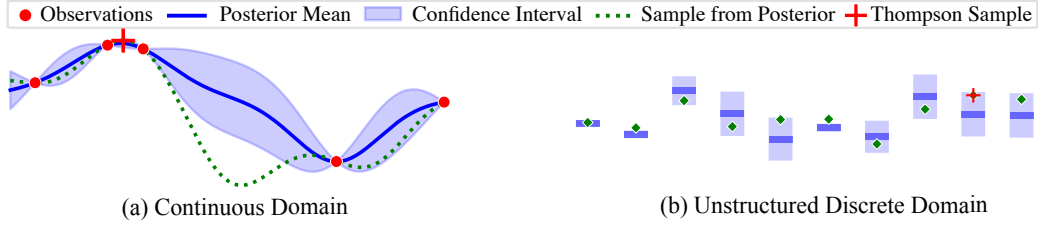


Figure 2: Whereas in continuous domains gradient ascent can be used to maximize the acquisition function, in unstructured discrete domains maximization would require iterating over all points. To scale to combinatorially large discrete domains, we propose to circumvent intractable acquisition function maximization by directly sampling from the parameterized probability of maximality.

While acquisition function maximization has been made tractable in high-dimensional Euclidean spaces—through projection to lower dimensions (Wang et al., 2016; Kirschner et al., 2019) or local optimization (Eriksson et al., 2019)—it remains a fundamental challenge in large unstructured discrete domains, where the absence of gradients precludes efficient search. Yet, such spaces are of high scientific and economic relevance. Notable examples include the space of amino acid sequences (Jumper et al., 2021; Liu et al., 2023) and the space of valid code for quantum circuits (Javadi-Abhari et al., 2024; Vishwakarma et al., 2024). Note that with 20 amino acids and a maximum sequence length of 100, the search space already exceeds the number of atoms in the observable universe.

In this work, we scale Bayesian optimization to large unstructured discrete spaces by instantiating Thompson Sampling as fine-tuning of large language models (TOSFiT, see Figure 1). Our approach builds on Variational Bayesian Optimistic Sampling (VBOS), established by O’Donoghue & Lattimore (2021), but introduces a key distinction: instead of optimizing toward the posterior probability of maximality starting from a uniform policy, we initialize it with a prompt-conditioned pre-trained LLM, and gradually adapt it toward the posterior. By treating generated proposals as Thompson samples, TOSFiT avoids intractable acquisition function maximization. Our contributions are:

1. We improve the cumulative regret bound of exact VBOS from $\tilde{O}(\sqrt{T|X|})$ to $\tilde{O}(\sqrt{T\gamma^T})$, accounting for reward correlation across the search space X through the maximal information gain γ^T , and generalize the bound to cover approximate (e.g., gradient-based) VBOS.
2. Our novel regret bound motivates policy initialization according to pre-training & context as well as deliberate fine-tuning to the posterior PoM, resulting in the TOSFiT algorithm.
3. We validate our method on FAQ response refinement, protein optimization, and quantum circuit design. Across all settings, TOSFiT finds much better solutions than UNGUIDED GENERATION, POST-GENERATION TS, ACTOR CRITIC and SOFT ACTOR CRITIC.

2 PRELIMINARIES

Consider an unknown Gaussian reward vector R over a discrete domain X with mean μ and covariance K , i.e., $R \sim \mathcal{N}(\mu, K)$. Thompson sampling suggests conducting Bayesian optimization by repeatedly conditioning the Gaussian reward vector R on an observation $Y_x := R_x + \mathcal{N}(0, \sigma_n^2)$ at a point $x \in X$ sampled from the posterior probability of maximality

$$\text{PoM}(x|\text{data}) := \mathbb{P}[R_x = R^* | \text{data}] \text{ with } R^* := \max_z R_z.$$

In practice, sampling from the probability of maximality is typically implemented by drawing a realization from the reward posterior and then selecting the point that maximizes this sample—effectively treating the realization as an acquisition function (Russo et al. 2018, see Figure 2). However, in large unstructured discrete domains, such maximization becomes intractable. To address this, we propose to directly parameterize the probability of maximality using a generative LLM. This approach, illustrated in Figure 1, avoids explicit maximization and, following the framework of O’Donoghue & Lattimore (2021), ensures consistency with the underlying reward model and thus vanishing regret (see Theorem 1).

2.1 BATCHED BAYESIAN OPTIMIZATION

Traditionally, Bayesian optimization is performed sequentially: one candidate is selected, evaluated, and used to update the Gaussian reward model before the next candidate is chosen. However, in many real-world applications—such as drug discovery (Houghten, 2000) or automated program synthesis (Romera-Paredes et al., 2024)—simultaneous candidate evaluation can significantly reduce wall-clock time, motivating the development of batched Bayesian optimization (Ginsbourger et al., 2010; Azimi et al., 2012; Desautels et al., 2014; Wang et al., 2018). Classical Bayesian optimization methods typically propose a single, deterministic candidate, and therefore require additional mechanisms to promote diversity across the batch and avoid redundant evaluations. In contrast, Thompson sampling naturally generates diverse candidates by independently sampling from the posterior (Hernández-Lobato et al., 2017), achieving equal asymptotic regret as in the sequential setting (Kandasamy et al., 2018; Nava et al., 2022). This property makes Thompson sampling particularly well-suited for batched optimization, a key feature of TOSFiT.

2.2 REGRET BOUNDS FOR BAYESIAN OPTIMIZATION

Bayesian optimization algorithms such as Thompson sampling and Upper Confidence Bound (UCB, Srinivas et al. 2010) are typically framed as balancing exploration with exploitation (Kushner, 1964; Auer, 2002) such that, assuming the black-box reward function $R : X \rightarrow \mathbb{R}$ is drawn from a Gaussian process, in expectation cumulative regret grows sublinearly:

$$\mathbb{E}[\sum_{t=1}^T R^* - R_{x^t}] \in o(T).$$

Here, x^t denotes the action played by the Bayesian optimization algorithm conditioned on a history of observations \mathcal{H}^t . Note that sublinear cumulative regret is equivalent to vanishing average regret, i.e., asymptotically optimal performance.

Beyond the Bayesian setting, regret guarantees can also be established for the model-agnostic setting that assumes the reward r to lie in a reproducing kernel Hilbert space \mathbb{H} induced by a kernel $K : X \times X \rightarrow \mathbb{R}_+$.¹ In this case, a Gaussian reward model is still used for inference, but its amplitude (i.e., prior uncertainty) must be chosen large enough to accommodate the complexity of r , as measured by the norm $\|r\|_K$. Notable examples of such model-agnostic algorithms include GP-UCB (Srinivas et al., 2010) and GP-TS (Chowdhury & Gopalan, 2017), a variant of Thompson sampling.

In practice, however, hyperparameters such as the amplitude are often fit to observations via marginal likelihood maximization (MLM), which can underestimate the true complexity of the reward function (Berkenkamp et al., 2019). To avoid overconfident posterior estimates and premature convergence, it is common to adopt a multiplicative *exploration bonus* on the MLM-fitted prior amplitude. This ensures sufficient uncertainty for effective exploration—a strategy we incorporate into TOSFiT to account for the fixed-reward setting used in our experiments.

2.3 VARIATIONAL BAYESIAN OPTIMISTIC SAMPLING

According to O’Donoghue & Lattimore (2021) and Tarbouriech et al. (2024), Gaussian PoM is effectively approximated by the VBOS policy $\tilde{\pi}$, the distribution that maximizes the functional

$$\mathcal{V}(\pi) := \mathbb{E}_{x \sim \pi}[\underbrace{\mu_x + \sqrt{2 \ln(\frac{1}{\pi_x})}}_{\text{adaptive UCB exploration bonus}} \cdot \sigma_x], \text{ where } \pi \text{ is a distribution over } X \text{ and } \sigma_x := \sqrt{K_{x,x}}. \quad (1)$$

Here, the reward surrogate $\hat{r}_x := \mu_x + \sqrt{-2 \ln(\pi_x)} \cdot \sigma_x$ represents a high-probability upper bound on R_x (O’Donoghue & Lattimore, 2021). VBOS reveals an intimate connection (Tarbouriech et al., 2024; Menet et al., 2025) between PoM and upper confidence bounds augmented with entropy regularization (Ziebart, 2010; Haarnoja et al., 2018). In addition to its variational form, Menet et al. (2025) pointed out a near-closed form with almost-linear runtime in $|X|$, given by

$$\tilde{\pi}_x = v\left(\frac{\mu_x - \kappa^*}{\sigma_x}\right) \text{ for } v(c) := \exp(-(\sqrt{c^2 + 4} - c)^2/8) \text{ with } \kappa^* \text{ such that } \sum_x \tilde{\pi}_x = 1. \quad (2)$$

¹The expressivity of a reproducing kernel Hilbert space can vary widely with the choice of its kernel. For instance, the linear kernel induces the reproducing kernel Hilbert space of (all) linear functions, whereas the radial basis function kernel corresponds to a smooth subset of the square-integrable functions L_2 that can uniformly approximate any continuous function on a compact set.

In combinatorially large domains X , even the near-closed form of Equation (2) becomes too expensive, despite its almost-linear runtime in $|X|$. Instead, an approximate policy $\pi \approx \hat{\pi} := \arg \max_{p \in \Delta^{|X|-1}} \mathcal{V}(p)$ based on gradient ascent of Equation (1) must suffice. Our theoretical results in Section 4 reveal the challenges of Bayesian optimization with gradient-based policy updates. As a remedy to accelerate convergence, we cast Thompson sampling as fine-tuning of LLMs.

3 THOMPSON SAMPLING VIA FINE-TUNING

We introduce *Thompson Sampling via Fine-Tuning* (TOSFiT), a scalable variant of Thompson sampling that leverages strong priors from generative pre-training and task-dependent in-context conditioning. TOSFiT does not maximize an acquisition function, but rather parameterizes the PoM with a pre-trained prompt-conditioned large language model (see Figure 1). By considering model generations as samples from the PoM, we avoid expensive acquisition function maximization. To stay consistent with the posterior PoM and achieve sublinear cumulative regret, we initialize the policy according to the pre-training and then cautiously adapt the model parameters using the VBOS objective. This algorithmic design is guided by the theoretical analysis in Section 4.

Algorithm 1 TOSFiT

Require: pre-trained policy π^θ , GP feature map ϕ
 Sample $x_1, \dots, x_m \sim \pi^\theta$ and observe y_1, \dots, y_m
 Conduct GP marginal likelihood maximization
while budget not exhausted **do**
 $\mu^\phi, K^\phi \leftarrow$ closed-form Gaussian posterior
 for $j = 1, \dots, c$ **do**
 Generate $x_1, \dots, x_B \sim \pi^\theta$
 Estimate $\frac{d}{d\theta} \mathcal{V}_{\mu^\phi, K^\phi}(\pi^\theta)$ using x_1, \dots, x_B
 Fine-tune π^θ toward VBOS with learning rate η
 end for
 Observe y_1, \dots, y_b associated with x_1, \dots, x_b
 Conduct GP marginal likelihood maximization
end while
return $(x_{\arg \max_i y_i}, \max_i y_i)$

Hyperparameters $m \in \mathbb{N}$ denotes a burn-in period to find prior parameters of the GP and allow the closed-form solution $\hat{\pi}^t$ of the VBOS objective to approach the generative policy π^θ from pre-training (more on that in Section 4). $c \in \mathbb{N}$ is the number of steps of gradient ascent per step of Bayesian optimization and trades off sample efficiency with computational efficiency. $B \in \mathbb{N}$ is the generation batch size: a large batch size improves GPU utilization and leads to more stable gradients. $b \in \{1, \dots, B\}$ denotes the batch size of Bayesian optimization. η is the global learning rate.

3.1 SCALING GAUSSIAN PROCESSES

The Moore–Aronszajn theorem states that any kernel K can be expressed as an inner product in a reproducing kernel Hilbert space \mathbb{H} , i.e., $K(x, z) = \langle \phi(x), \phi(z) \rangle_{\mathbb{H}}$ for a feature map $\phi : X \rightarrow \mathbb{H}$. Thus we assume, without loss of generality, a linear kernel in \mathbb{H} , enabling scalable Gaussian process inference. Flexibility is retained through the choice of feature map ϕ , which can be obtained from fixed embedding models (Ranković & Schwaller, 2023; Wei et al., 2022), learned adaptively during optimization (Ranković & Schwaller, 2025), or designed for the task at hand (Greenhill et al., 2020).

Furthermore, as detailed in Appendix B, we leverage a formulation of linear Gaussian processes that enables conditioning on observations, computing the reward posterior, and performing marginal likelihood maximization—all in closed form. As a result, both the computational and memory complexity scale in $\Theta(\dim(\mathbb{H})^2)$, independently of the number of observations, and has negligible overhead (see Table 1 in Section C.1 of the Appendix).

3.2 GRADIENTS OF VBOS

We derive explicit gradients of the VBOS objective, offering new insights into its optimization landscape. Note that the score trick (Williams, 1992) cannot be applied blindly, since the reward surrogate $\hat{r}_x := \mu_x + \sqrt{-2 \ln(\pi_x^\theta)} \cdot \sigma_x$ itself depends on the policy π^θ .

Proposition 1. Consider the VBOS objective $\mathcal{V}(\pi^\theta) := \mathbb{E}_{x \sim \pi^\theta} [\mu_x + \sqrt{2 \ln(1/\pi_x^\theta)} \cdot \sigma_x]$. The VBOS objective \mathcal{V} is concave (strictly if $\sigma_x > 0 \forall x$) and its gradients are

$$\frac{d}{d\theta} \mathcal{V}(\pi^\theta) = \mathbb{E}_{x \sim \pi^\theta} \left[\underbrace{(\mu_x - \xi - v^{-1}(\pi_x^\theta) \cdot \sigma_x)}_{-\mu_x^\theta \text{ for } \xi = \kappa} \cdot \frac{d \ln \pi_x^\theta}{d\theta} \right].$$

$\xi \in \mathbb{R}$ is an arbitrary baseline and $-v^{-1}(u) = \sqrt{-2 \ln(u)} - 1/\sqrt{-2 \ln(u)} \sim \sqrt{-2 \ln(u)}$ as $u \rightarrow 0$.

Interpretation as Energy-Based Model For a given reward uncertainty σ_x and (parametrized) probability of maximality π_x^θ there is, according to Equation (2) and up to $\kappa \in \mathbb{R}$, exactly one consistent expected reward given by $\mu_x^\theta := \kappa + v^{-1}(\pi_x^\theta) \cdot \sigma_x$. Gradient ascent on \mathcal{V} thus pushes up the probability of sample generation if and only if μ_x^θ underestimates the true μ_x . In this light, VBOS can be considered an energy-based model (LeCun et al., 2006).

3.3 STABILIZING GRADIENTS OF VBOS

To ensure vanishing regret according to Theorem 1 of Section 4, we must fine-tune the prompt-conditioned pre-trained policy π^θ toward the posterior PoM using gradient ascent on the VBOS objective. Define the pseudo reward $\hat{r}_x^\theta := \mu_x - v^{-1}(\pi_x^\theta) \cdot \sigma_x$ that occurs in Proposition 1. Then

$$\frac{d}{d\theta} \mathcal{V}(\pi^\theta) \approx \frac{1}{B} \sum_i (\hat{r}_{x_i}^\theta - \xi_i) \cdot \frac{d}{d\theta} \ln \pi_{x_i}^\theta \text{ with } x_i \sim \pi^\theta.$$

Here, $\hat{r}_{x_i}^\theta - \xi_i$ is referred to as the advantage function. In practice, this estimator can suffer from high variance, depending on the choice of baselines $\xi_i \in \mathbb{R}$. To address this, we adopt the Reinforce Leave-One-Out (RLOO) baseline (Kool et al., 2019), where each ξ_i is set to the average of the other surrogates in the batch: $\xi_i = \frac{1}{B-1} \sum_{j \neq i} \hat{r}_{x_j}^\theta$. This technique has been demonstrated to outperform more complex alternatives like Proximal Policy Optimization (Schulman et al., 2017) in fine-tuning large language models (Ahmadian et al., 2024). To further stabilize learning, we normalize the advantage function by its empirical standard deviation, derived from the empirical second moments: $\widehat{\text{advantage std}} = \sqrt{\frac{1}{B} \sum_h (\hat{r}_{x_h}^\theta - \xi_h)^2}$, which amounts to a variance-adaptive learning rate. As shown in Proposition 3 of Appendix A, standardized RLOO is mathematically equivalent to the advantage function used in Group Relative Policy Optimization (Shao et al., 2024).

4 THEORY

Given that one cannot exactly maximize VBOS in practice without incurring prohibitive computational cost, how close is any policy to the maximizer? Geometrically, the divergence of a policy π from the exact VBOS policy $\tilde{\pi}$ is measured by the suboptimality gap in the VBOS objective:

Proposition 2. Let $\sigma \in \mathbb{R}_+^{|X|}$. For the convex $f(p) := -\sum_x p_x \sigma_x \sqrt{-2 \ln p_x}$, define the Bregman divergence $D_\sigma(p, q) = f(p) - f(q) - \langle \nabla f(q), p - q \rangle$. Then the Bregman divergence of any $\pi \in \Delta^{|X|-1}$ from the maximizer $\tilde{\pi} := \arg \max_{p \in \Delta^{|X|-1}} \mathcal{V}(p)$ is given by $D_\sigma(\pi, \tilde{\pi}) = \mathcal{V}(\tilde{\pi}) - \mathcal{V}(\pi)$.

Even the exact VBOS policy $\tilde{\pi}$ only conducts approximate Thompson sampling. Nevertheless, O’Donoghue & Lattimore (2021) prove an upper bound on the cumulative regret incurred when sampling a bandit according to exact VBOS, i.e., for $x^t \sim \tilde{\pi}^t$. The bound reads $\mathbb{E}[\sum_t R^* - R_{x^t}] \leq \sqrt{2|X|T \ln |X|(1 + \ln T)}$. Note that the structure of the kernel is not taken into account, i.e., the worst-case bandit with independent arms is assumed. In Theorem 1, we demonstrate a significantly tighter regret bound for VBOS, matching the strong regret bounds of Thompson sampling (Russo & Van Roy, 2014) and GP-UCB (Srinivas et al., 2010), regardless of the kernel.

Theorem 1. Let $R \sim \mathcal{N}(\mu, K)$ with $K_{x,x} \leq 1 \forall x \in X$ and additive observation noise $\mathcal{N}(0, \sigma_n^2)$.² If R is observed at $x^t \sim \pi^t$ for a policy π^t depending on history \mathcal{H}^t , then

$$\mathbb{E}[\sum_{t=1}^T R^* - R_{x^t}] \leq \sqrt{C_{\sigma_n} H T \gamma^T} + \mathbb{E} \sum_{t=1}^T D_{\sigma^t}(\pi^t, \tilde{\pi}^t).$$

$C_{\sigma_n} := 4/\ln(1 + \sigma_n^{-2})$ is a constant, $H := \frac{1}{T} \sum_t H[\pi^t | \mathcal{H}^t]$ is the expected average entropy of the policy and hence upper bounded by $\ln |X|$, $\gamma^T := \max_{L^T} I(Y_{L^T}; R)$ is the maximum information gain for T observation locations L^T , and $\tilde{\pi}^t$ is the unconstrained maximizer of VBOS given \mathcal{H}^t .

²The theorem also holds for heteroscedastic additive Gaussian noise by replacing σ_n with $\max_{x \in X} \sigma_n(x)$.

For exact VBOS, we have improved the cumulative regret bound from $\tilde{O}(\sqrt{T|X|})$ to $\tilde{O}(\sqrt{T\gamma^T})$. Whereas the former is vacuous in combinatorially large discrete domains X , the latter is not. E.g., with a linear kernel in d dimensions, we have $\gamma^T \in \mathcal{O}(d \log T)$, yielding a regret bound that scales gracefully with the problem size (Srinivas et al., 2010).

For inexact VBOS, we provide the first regret bound. It depends on a Bregman divergence between the exact solver $\tilde{\pi}^t$ of VBOS, and the sampling policy π^t . As Proposition 2 establishes, this Bregman divergence directly captures to what extent π^t maximizes the variational objective \mathcal{V} .

4.1 INSIGHTS: POLICY INITIALIZATION VIA PRE-TRAINING & CONTEXT

The approximation error $D_{\sigma^t}(\pi^t, \tilde{\pi}^t)$ risks dominating the regret bound, since gradient-based optimization of the VBOS objective \mathcal{V} yields a policy π^t that lags behind the exact VBOS policy $\tilde{\pi}^t$. To mitigate this source of cumulative regret, π^t must be initialized and maintained within a high-probability neighborhood of $\tilde{\pi}^t$, especially for large t , when $\tilde{\pi}^t$ tends to concentrate near the pre-trained policy. To support this, TOSFiT initializes π^t via pre-training and prompt-conditioning, and adapts it cautiously toward the posterior PoM $\tilde{\pi}^t$ using small learning rates. These insights are illustrated in Figure 3 for a three-armed bandit. Note that Theorem 1 holds even if the pre-training prior π^0 is biased toward suboptimal regions. In that case, more compute effort in the form of gradient steps are required to ensure a vanishing $D_{\sigma^t}(\pi^t, \tilde{\pi}^t)$.

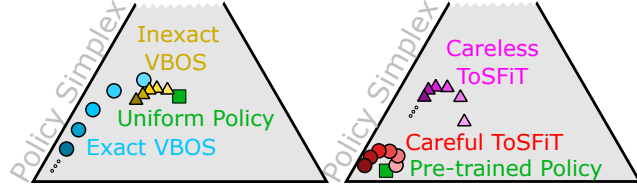


Figure 3: Left: inexact gradient-based VBOS struggles to find the best arm in very high-dimensional probability simplices. Right: TOSFiT starts in the right region of the simplex. Still, careful adaptation towards VBOS is paramount to retain the prior knowledge necessary to find the best arm.

5 EXPERIMENTS

We empirically evaluate TOSFiT across three diverse domains to assess its ability to (A) overcome the saturating performance of fixed generative foundation models without adaptation to posterior PoM, (B) leverage pre-training to accelerate optimization, and (C) scale effectively in batched settings. These experiments are designed to validate the theoretical insights from Section 4, particularly the importance of initializing from a strong prior and adapting cautiously toward the posterior PoM. We report the mean and standard error of the *best-seen reward* using 25 random seeds, defined as the maximum reward observed up to step t , i.e., $\max_{t \leq n} r_{x^t}$. This metric captures the best solution found so far and is often used in black-box optimization benchmarks. Details are in Appendix D.

5.1 BASELINES

We compare against four baselines. For fair comparison, the reward model (if present) is always a Gaussian process over the same (deep) embeddings. As in Li et al. (2022), UNGUIDED GENERATION samples directly from the pre-trained LLM without feedback, serving as a non-adaptive baseline. As in Kristiadi et al. (2024) and Ranković & Schwaller (2025), POST-GENERATION TS performs Thompson sampling over a fixed subset of candidates (of size 1000), here generated by the LLM prior to optimization. While computationally efficient, PG-TS is constrained by its static candidate pool and, as our experiments show, consistently underperforms TOSFiT across all tasks. Finally, ACTOR CRITIC (Barto et al., 1983) maximizes $\mathbb{E}_{x \sim \pi^\theta} [\mu_x]$ rather than \mathcal{V} , and SOFT ACTOR CRITIC (Haarnoja et al., 2018) additionally adds entropy regularization, i.e., maximizes $\mathbb{E}_{x \sim \pi^\theta} [\mu_x - \alpha \ln \pi_x^\theta]$. TOSFiT is more performant than either, since entropy regularization is only applied toward unexplored regions where σ_x is sufficiently large.

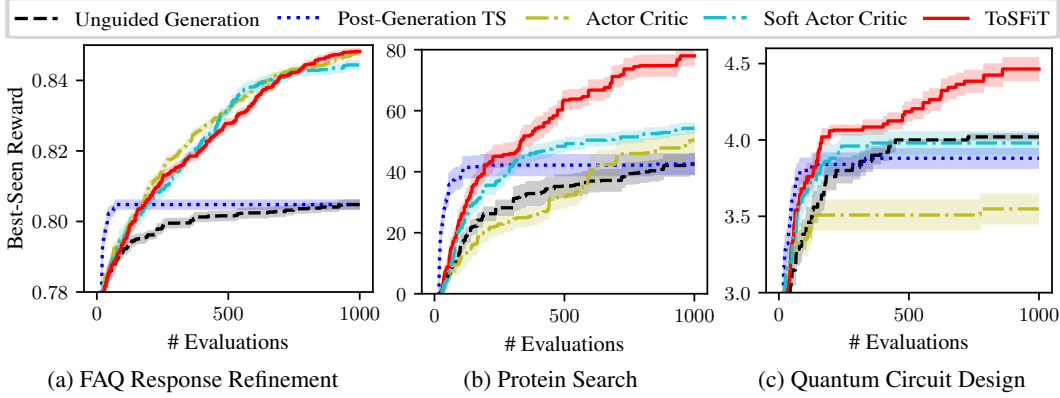


Figure 4: UNGUIDED GENERATION quickly plateaus, and classical Bayesian optimization over a fixed LLM-generated candidate set saturates early (POST-GENERATION TS). In contrast, ToSFiT explores the full solution space and consistently discovers higher-reward candidates. Via *optimism in the face of uncertainty*, it explores more efficiently than ACTOR CRITIC and SOFT ACTOR CRITIC.

5.2 SETTINGS

FAQ Refinement is a natural language task that tests the algorithm’s ability to optimize text based on semantic alignment. We ask a Qwen3-1.7B model (Yang et al., 2025) to write a frequently-asked-questions (FAQ) response. The reward is modeled as the alignment to an unknown ground-truth response, judged by the Qwen3-Embedding-0.6B model (Zhang et al., 2025). As a deep kernel, we adopt a linear kernel over the first 256 entries of the embeddings of Qwen3-Embedding-0.6B. The search space consists of all token sequences, which is exponentially large in the response length.

Protein Search explores the challenge of designing thermally stable proteins—a task with significant implications for drug development and industrial biotechnology. The goal is to identify amino acid sequences that exhibit high thermal stability, a property that enhances protein robustness and shelf life. Note that with 20 standard amino acids in the human body and sequence lengths of 100 and above, the search space exceeds the number of atoms in the observable universe. We sample amino acid sequences from ProtGPT2 (Ferruz et al., 2022) and score them according to their negative thermal instability index (Guruprasad et al., 1990). To predict the thermal stability and assess epistemic uncertainty, we adopt a Gaussian process with linear kernel over the mean token embeddings from ProtGPT2 projected to the unit sphere.

Quantum Circuit Design is the task of designing quantum circuits that prepare low-energy quantum states in unknown environments. The challenge lies in navigating a vast, discrete space of valid quantum programs, where entanglement and gate structure critically influence performance. To generate Qiskit circuits (Javadi-Abhari et al., 2024), we use a Qwen2.5-Coder-1.5B model (Hui et al., 2024) prompted to fill-in-the-middle (Bavarian et al., 2022) after initializing six disentangled qubits in the zero state. As reward, we consider the negative energy of the prepared state under an unknown Hamiltonian with strong interaction terms, requiring entanglement for optimal performance. The feature map for the linear Gaussian process over rewards consists of a code validity bit as well as all two-qubit Pauli observables, which can be efficiently simulated using quantum computers.

Experimental Hyperparameters ToSFiT requires minimal task-specific hyperparameter tuning. Across all experiments, a burn-in period of $m = 16$ steps is adopted and an exploration bonus of 4.0 is applied to the prior amplitude inferred via MLM. The number of steps of gradient ascent per step of Bayesian optimization, c , is fixed at 1 to minimize computational overhead compared to UNGUIDED GENERATION. To ensure stable estimation of VBOS gradients, the generation batch size B is always set to 16. We conduct unbatched Bayesian optimization ($b = 1$) unless otherwise specified. Learning rates are the only hyperparameters tuned per task: 1.0×10^{-7} for FAQ refinement, 1.0×10^{-5} for Protein Search, and 5.0×10^{-6} for Quantum Circuit Design. The baseline SOFT ACTOR CRITIC requires an additional entropy regularization coefficient as hyperparameter and is

swept across $\{0.01, 0.1, 1.0, 10.0\}$ for each experiment. We report on the best configuration, i.e., 0.1 for FAQ Refinement, 1.0 for Protein Search, and 10.0 for Quantum Circuit Design.

Implementation Details of ToSFiT To reduce the memory overhead of ToSFiT compared to UNGUIDED GENERATION, we do not adopt parameter-wise optimization statistics (Kingma & Ba, 2015). Instead, we use vanilla stochastic gradient descent with a fixed learning rate and without momentum. We do not store the gradients, but instead apply them directly during the backward pass. Also, while we perform fully-batched auto-regressive generation, the forward & backward passes to compute $\frac{d}{d\theta} \ln \pi_{\theta}(x_i)$ are performed in unbatched fashion with checkpointing. This crucially brings down memory consumption with little impact on runtime. All experiments were run on a single NVIDIA A100 GPU with 80 Gigabytes of VRAM. Section C.1 analyzes the latency overhead of ToSFiT compared to UNGUIDED GENERATION, and only reports a 19% overhead.

5.3 ToSFiT OVERCOMES THE REWARD PLATEAU (A)

Consider Figure 4. In all three tasks—FAQ Response Refinement, Protein Search, and Quantum Circuit Design—the best-seen reward of unguided generation quickly saturates at a suboptimal level. Classical Bayesian optimization over a fixed subset of generated candidates identifies a good solution more efficiently, but remains confined to the initial sample pool and cannot escape the performance plateau. In contrast, ToSFiT performs Bayesian optimization over the full solution space, enabling it to discover significantly better candidates beyond the reach of static sampling strategies.

5.4 STRONG INITIAL POLICY ACCELERATES OPTIMIZATION (B)

Theorem 1 highlights the importance of initializing the sampling policy with strong prior knowledge. Figure 5 provides empirical support: masking the number of qubits in the prompt (ToSFiT weak context) leads to a significantly worse reward than using the full prior context (ToSFiT). Note that uniform initialization fails to produce valid code.

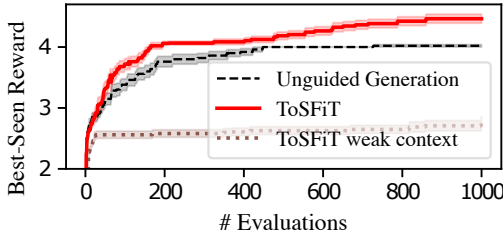


Figure 5: ToSFiT benefits markedly from a strong initial policy. On Quantum Circuit Design, using the most informative initial policy yields much better performance.

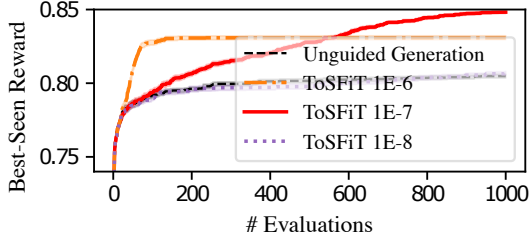


Figure 6: Careful adaptation to VBOS is essential to retain prior knowledge, here demonstrated for FAQ Refinement. The learning rate (η) is indicated to the right.

The theorem further suggests cautious adaptation to avoid drifting too far from the initialization. As shown in Figure 6, a large learning rate may initially improve performance by closely following VBOS, but eventually leads to forgetting the prior and stagnating as optimization becomes harder.

5.5 ToSFiT FOR BATCHED BAYESIAN OPTIMIZATION (C)

So far, we have focused on sequential Bayesian optimization, setting $b = 1$ in Algorithm 1. However, when observations are delayed or time-consuming, batched Bayesian optimization becomes preferable. Figure 7 considers a setting where up to 16 proteins can be synthesized and tested in parallel. While batching reduces sample efficiency—requiring more evaluations to reach a given reward—it improves iteration efficiency, achieving target performance in fewer rounds.

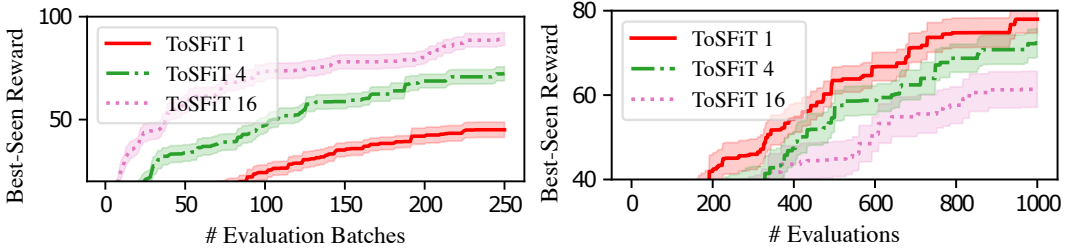


Figure 7: Protein Search with batched ToSFiT. The number to the right indicates the batch size b . Larger batches improve the iteration efficiency (left) with slightly lower sample efficiency (right).

6 RELATED WORK

As a remedy for the intractable maximization of acquisition functions over combinatorially large discrete domains, Bal et al. (2025) assume a factorization into the cartesian product of much smaller domains. They then identify local maxima as configurations where changing any of the factors individually decreases the acquisition function, and query the black-box function with the highest scoring game equilibrium. In contrast to ToSFiT, the domain must be structured to admit a factorization into cartesian products, and their optimization strategy does not consider the strong priors available from pretrained large language models.

In a similar vein, Swersky et al. (2020) propose maximization of acquisition functions over discrete spaces through local mutations of a candidate solution. To conduct directed mutations, they learn a policy. In contrast to ToSFiT, their policy must be repeatedly applied to maximize the acquisition function, which quickly becomes expensive by itself, and shares similar limitations to Bal et al. (2025), such as the need for structured domains and lack of integration with pre-trained models.

Sutter et al. (2025) train an in-context Thompson sampler (FIBO) that parameterizes the probability of maximality given a history of in-context observations. At inference, FIBO does not require any gradient updates and instead relies on in-context conditioning. However, their generator must be pre-trained to conduct Thompson sampling and thus cannot directly leverage large-scale generative pre-training. Moreover, their method is only demonstrated to work on synthetic function maximization, where classical Bayesian optimization strategies such as GP-UCB (Srinivas et al., 2010) and Thompson sampling (Russo et al., 2018) excel.

There is extensive prior work on relaxing Bayesian optimization over discrete space to continuous space using variational autoencoders (Kusner et al., 2017; Lu et al., 2018; Griffiths & Hernández-Lobato, 2020; Notin et al., 2021; Lee et al., 2025). Acquisition function maximization is then tractably performed via gradient ascent in the continuous latent space. However, these methods require a task-specific pre-training phase for the autoencoder, whereas ToSFiT can be applied zero-shot through prompt-conditioning, thus benefiting from large-scale industrial LLM pretraining.

Finally, Ranković & Schwaller (2025) learn deep kernel features for Bayesian optimization with Gaussian processes. By treating the neural feature map as a hyperparameter, they use gradient ascent to maximize the marginal likelihood of observations during Bayesian optimization in a fully online fashion. Experimentally, they find much better optimization trajectories compared to fixed feature maps. That said, they do not address the intractability of acquisition function maximization. Their method is complementary to ToSFiT and could be integrated to learn task-specific embeddings.

7 CONCLUSION

We demonstrate that Thompson sampling can be efficiently scaled to large unstructured discrete domains by parameterizing the probability of maximality with a generative policy. Our theoretical analysis reveals that VBOS already leverages the kernel structure of Gaussian processes and achieves the strong regret bound of standard Thompson sampling and GP-UCB. Extending these results to approximate VBOS highlights the importance of initializing the sampling policy according to strong priors from pre-training and adapting it cautiously to maintain prior knowledge. These insights are supported by empirical results across diverse tasks, where ToSFiT consistently outper-

forms the baselines, overcoming reward plateaus and naturally extending to batched optimization. Together, our findings demonstrate the potential of combining foundation models with principled Bayesian optimization to tackle complex, discrete search problems.

7.1 LIMITATIONS AND FUTURE WORK

To ensure controlled comparisons, we evaluate TOSFiT under fixed feature maps—either derived from pre-trained embeddings or manually designed. A promising direction for future work is to learn deep, task-adaptive embeddings jointly with the Gaussian process, as in Ranković & Schwaller (2025), or replace the GP with more expressive reward models such as Bayesian neural networks or ensembles (Lakshminarayanan et al., 2017). Moreover, to reduce the computational and memory overhead introduced by fine-tuning, one could restrict updates to the last few layers of the generator. Finally, alternative strategies for optimizing the VBOS objective $\mathcal{V}(\pi)$ —such as in-context conditioning—may offer a lightweight alternative to weight adaptation.

ETHICS STATEMENT

This work does not involve human subjects, personally identifiable information, or sensitive data. All experiments were conducted using publicly available models. The proposed method, TOSFiT, is intended for research in optimization over discrete domains and is evaluated in controlled settings. We emphasize that TOSFiT is not intended for deployment in high-stakes decision-making without appropriate human oversight and domain-specific validation. As TOSFiT avoids the costly maximization of acquisition functions, environmental impact was a central consideration. No known conflicts of interest are associated with this work.

REPRODUCIBILITY STATEMENT

Apart from the code provided in the supplementary materials, pseudocode for TOSFiT is given in Algorithm 1. The baselines are also implemented in the code in a self-contained manner. The experimental environments for the three tasks considered is also provided in the code. Moreover, the provided README.md gives a step-by-step tutorial to reproduce all results in the paper. The hardware and software for running the experiments is described in detail in Section D of the Appendix. Furthermore, Section D.6 details the hyperparameter sweep conducted during development of this paper. In the evaluation, statistical significance is indicated via mean and standard error under 25 seeds, set to $0, \dots, 24$. All theoretical statements are self-contained and include the complete set of assumptions. Both detailed proofs as well as proof sketches for the main results are provided in Section E of the Appendix. We distinguish between novel claims and prior statements by citing the appropriate works.

8 ACKNOWLEDGMENT

This work is supported by the Swiss National Science foundation (SNF), grant 10002666.

REFERENCES

- Arash Ahmadian, Chris Cremer, Matthias Gallé, Marzieh Fadaee, Julia Kreutzer, Olivier Pietquin, Ahmet Üstün, and Sara Hooker. Back to basics: Revisiting reinforce-style optimization for learning from human feedback in llms. In *Proceedings of the 62nd Annual Meeting of the Association for Computational Linguistics*, volume 1, 2024.
- Peter Auer. Using confidence bounds for exploitation-exploration trade-offs. *Journal of Machine Learning Research*, 3, 2002.
- Javad Azimi, Ali Jalali, and Xiaoli Fern. Hybrid batch bayesian optimization, 2012. URL <https://arxiv.org/abs/1202.5597>.

- Melis Ilayda Bal, Pier Giuseppe Sessa, Mojmir Mutny, and Andreas Krause. Optimistic games for combinatorial bayesian optimization with application to protein design. In *International Conference on Learning Representations*, 2025.
- Andrew G Barto, Richard S Sutton, and Charles W Anderson. Neuronlike adaptive elements that can solve difficult learning control problems. *IEEE transactions on systems, man, and cybernetics*, pp. 834–846, 1983.
- Mohammad Bavarian, Heewoo Jun, Nikolas Tezak, John Schulman, Christine McLeavey, Jerry Tworek, and Mark Chen. Efficient training of language models to fill in the middle, 2022. URL <https://arxiv.org/abs/2207.14255>.
- Felix Berkenkamp, Angela P Schoellig, and Andreas Krause. No-regret bayesian optimization with unknown hyperparameters. *Journal of Machine Learning Research*, 20, 2019.
- Olivier Chapelle and Lihong Li. An empirical evaluation of thompson sampling. In *Neural Information Processing Systems*, 2011.
- Sayak Ray Chowdhury and Aditya Gopalan. On kernelized multi-armed bandits. In *International Conference on Machine Learning*. Proceedings of Machine Learning Research, 2017.
- Peter JA Cock, Tiago Antao, Jeffrey T Chang, Brad A Chapman, Cymon J Cox, Andrew Dalke, Iddo Friedberg, Thomas Hamelryck, Frank Kauff, Bartek Wilczynski, et al. Biopython: freely available python tools for computational molecular biology and bioinformatics. *Bioinformatics*, 25, 2009.
- Thomas Desautels, Andreas Krause, and Joel W Burdick. Parallelizing exploration-exploitation tradeoffs in gaussian process bandit optimization. *Journal of Machine Learning Research*, 15(1): 3873–3923, 2014.
- David Eriksson, Michael Pearce, Jacob Gardner, Ryan D Turner, and Matthias Poloczek. Scalable global optimization via local bayesian optimization. In *Neural Information Processing Systems*, volume 32, 2019.
- Noelia Ferruz, Steffen Schmidt, and Birte Höcker. Protgpt2 is a deep unsupervised language model for protein design. *Nature communications*, 13(1):4348, 2022.
- Roman Garnett. *Bayesian Optimization*. Cambridge University Press, 2023.
- David Ginsbourger, Rodolphe Le Riche, and Laurent Carraro. Kriging is well-suited to parallelize optimization. In *Computational intelligence in expensive optimization problems*, pp. 131–162. Springer, 2010.
- Robert M Gray. *Entropy and Information Theory*. Springer Science & Business Media, 2011.
- Stewart Greenhill, Santu Rana, Sunil Gupta, Pratibha Vellanki, and Svetha Venkatesh. Bayesian optimization for adaptive experimental design: A review. *IEEE access*, 8:13937–13948, 2020.
- Ryan-Rhys Griffiths and José Miguel Hernández-Lobato. Constrained bayesian optimization for automatic chemical design using variational autoencoders. *Chemical science*, 11, 2020.
- Kunchur Guruprasad, BV Bhasker Reddy, and Madhusudan W Pandit. Correlation between stability of a protein and its dipeptide composition: a novel approach for predicting in vivo stability of a protein from its primary sequence. *Protein Engineering, Design and Selection*, 4, 1990.
- Tuomas Haarnoja, Aurick Zhou, Pieter Abbeel, and Sergey Levine. Soft actor-critic: Off-policy maximum entropy deep reinforcement learning with a stochastic actor. In *International Conference on Machine Learning*, 2018.
- José Miguel Hernández-Lobato, James Requeima, Edward O. Pyzer-Knapp, and Alán Aspuru-Guzik. Parallel and distributed thompson sampling for large-scale accelerated exploration of chemical space. In *International Conference on Machine Learning*, pp. 1470–1479. Proceedings of Machine Learning Research, 2017.

- Richard A Houghten. Parallel array and mixture-based synthetic combinatorial chemistry: Tools for the next millennium. *Annual Review of Pharmacology and Toxicology*, 40, 2000.
- Binyuan Hui, Jian Yang, Zeyu Cui, Jiayi Yang, Dayiheng Liu, Lei Zhang, Tianyu Liu, Jiajun Zhang, Bowen Yu, Keming Lu, Kai Dang, Yang Fan, Yichang Zhang, An Yang, Rui Men, Fei Huang, Bo Zheng, Yibo Miao, Shanghaoran Quan, Yunlong Feng, Xingzhang Ren, Xuancheng Ren, Jingren Zhou, and Junyang Lin. Qwen2.5-coder technical report, 2024. URL <https://arxiv.org/abs/2409.12186>.
- Ali Javadi-Abhari, Matthew Treinish, Kevin Krsulich, Christopher J. Wood, Jake Lishman, Julien Gacon, Simon Martiel, Paul D. Nation, Lev S. Bishop, Andrew W. Cross, Blake R. Johnson, and Jay M. Gambetta. Quantum computing with qiskit, 2024. URL <https://arxiv.org/abs/2405.08810>.
- John Jumper, Richard Evans, Alexander Pritzel, Tim Green, Michael Figurnov, Olaf Ronneberger, Kathryn Tunyasuvunakool, Russ Bates, Augustin Židek, Anna Potapenko, et al. Highly accurate protein structure prediction with alphafold. *nature*, 596, 2021.
- Kirthevasan Kandasamy, Akshay Krishnamurthy, Jeff Schneider, and Barnabás Póczos. Parallelised bayesian optimisation via thompson sampling. In *International conference on artificial intelligence and statistics*, pp. 133–142. Proceedings of Machine Learning Research, 2018.
- Diederik P. Kingma and Jimmy Ba. Adam: A method for stochastic optimization. In *International Conference on Learning Representations*, 2015.
- Johannes Kirschner, Mojmir Mutny, Nicole Hiller, Rasmus Ischebeck, and Andreas Krause. Adaptive and safe bayesian optimization in high dimensions via one-dimensional subspaces. In *International Conference on Machine Learning*, pp. 3429–3438. Proceedings of Machine Learning Research, 2019.
- Wouter Kool, Herke van Hoof, and Max Welling. Buy 4 reinforce samples, get a baseline for free! In *International Conference on Learning Representations 2019 Deep Reinforcement Learning meets Structured Prediction Workshop*, 2019.
- Agustinus Kristiadi, Felix Strieth-Kalthoff, Marta Skreta, Pascal Poupart, Alán Aspuru-Guzik, and Geoff Pleiss. A sober look at llms for material discovery: Are they actually good for bayesian optimization over molecules? In *International Conference on Machine Learning*, 2024.
- Harold J Kushner. A new method of locating the maximum point of an arbitrary multipeak curve in the presence of noise. *Journal of Basic Engineering*, 86, 1964.
- Matt J Kusner, Brooks Paige, and José Miguel Hernández-Lobato. Grammar variational autoencoder. In *International Conference on Machine Learning*, 2017.
- Balaji Lakshminarayanan, Alexander Pritzel, and Charles Blundell. Simple and scalable predictive uncertainty estimation using deep ensembles. *Advances in Neural Information Processing Systems*, 30, 2017.
- Yann LeCun, Sumit Chopra, Raia Hadsell, M Ranzato, Fugie Huang, et al. A tutorial on energy-based learning. *Predicting structured data*, 1(0), 2006.
- Seunghun Lee, Jinyoung Park, Jaewon Chu, Minseo Yoon, and Hyunwoo J Kim. Latent bayesian optimization via autoregressive normalizing flows. In *International Conference on Learning Representations*, 2025.
- Yujia Li, David Choi, Junyoung Chung, Nate Kushman, Julian Schrittwieser, Rémi Leblond, Tom Eccles, James Keeling, Felix Gimeno, Agustin Dal Lago, et al. Competition-level code generation with alphacode. *Science*, 378(6624):1092–1097, 2022.
- Gary Liu, Denise B Catacutan, Khushi Rathod, Kyle Swanson, Wengong Jin, Jody C Mohammed, Anush Chiappino-Pepe, Saad A Syed, Meghan Fraxis, Kenneth Rachwalski, et al. Deep learning-guided discovery of an antibiotic targeting acinetobacter baumannii. *Nature Chemical Biology*, 19, 2023.

- Xiaoyu Lu, Javier Gonzalez, Zhenwen Dai, and Neil D Lawrence. Structured variationally auto-encoded optimization. In *International Conference on Machine Learning*, 2018.
- Nicolas Menet, Jonas Hübner, Parnian Kassraie, and Andreas Krause. Lite: Efficiently estimating gaussian probability of maximality. In *International Conference on Artificial Intelligence and Statistics*. Proceedings of Machine Learning Research, 2025.
- Elvis Nava, Mojmir Mutny, and Andreas Krause. Diversified sampling for batched bayesian optimization with determinantal point processes. In *International Conference on Artificial Intelligence and Statistics*, pp. 7031–7054. Proceedings of Machine Learning Research, 2022.
- Pascal Notin, José Miguel Hernández-Lobato, and Yarin Gal. Improving black-box optimization in vae latent space using decoder uncertainty. In *Advances in Neural Information Processing Systems*, 2021.
- Brendan O’Donoghue and Tor Lattimore. Variational bayesian optimistic sampling. In *Neural Information Processing Systems*, 2021.
- Adam Paszke, Sam Gross, Francisco Massa, Adam Lerer, James Bradbury, Gregory Chanan, Trevor Killeen, Zeming Lin, Natalia Gimelshein, Luca Antiga, Alban Desmaison, Andreas Köpf, Edward Yang, Zach DeVito, Martin Raison, Alykhan Tejani, Sasank Chilamkurthy, Benoit Steiner, Lu Fang, Junjie Bai, and Soumith Chintala. Pytorch: An imperative style, high-performance deep learning library, 2019. URL <https://arxiv.org/abs/1912.01703>.
- Bojana Ranković and Philippe Schwaller. Bochemian: Large language model embeddings for bayesian optimization of chemical reactions. In *Neural Information Processing Systems 2023 Workshop on Adaptive Experimental Design and Active Learning in the Real World*, 2023.
- Bojana Ranković and Philippe Schwaller. Gollum: Gaussian process optimized llms – reframing llm finetuning through bayesian optimization, 2025. URL <https://arxiv.org/abs/2504.06265>.
- Carl Edward Rasmussen and Christopher KI Williams. *Gaussian Processes for Machine Learning*. Springer, 2006.
- Bernardino Romera-Paredes, Mohammadamin Barekatin, Alexander Novikov, Matej Balog, M Pawan Kumar, Emilien Dupont, Francisco JR Ruiz, Jordan S Ellenberg, Pengming Wang, Omar Fawzi, et al. Mathematical discoveries from program search with large language models. *Nature*, 625, 2024.
- Daniel Russo and Benjamin Van Roy. Learning to optimize via posterior sampling. *Mathematics of Operations Research*, 39, 2014.
- Daniel Russo and Benjamin Van Roy. An information-theoretic analysis of thompson sampling. *Journal of Machine Learning Research*, 17, 2016.
- Daniel Russo, Benjamin Van Roy, Abbas Kazerouni, Ian Osband, Zheng Wen, et al. A tutorial on thompson sampling. *Foundations and Trends® in Machine Learning*, 11, 2018.
- John Schulman, Filip Wolski, Prafulla Dhariwal, Alec Radford, and Oleg Klimov. Proximal policy optimization algorithms, 2017. URL <https://arxiv.org/abs/1707.06347>.
- Zhihong Shao, Peiyi Wang, Qihao Zhu, Runxin Xu, Junxiao Song, Xiao Bi, Haowei Zhang, Mingchuan Zhang, Y. K. Li, Y. Wu, and Daya Guo. Deepseekmath: Pushing the limits of mathematical reasoning in open language models, 2024. URL <https://arxiv.org/abs/2402.03300>.
- Niranjan Srinivas, Andreas Krause, Sham M Kakade, and Matthias Seeger. Gaussian process optimization in the bandit setting: No regret and experimental design. In *International Conference on Machine Learning*, 2010.
- Gustavo Sutter, Mohammed Abdulrahman, Hao Wang, Sriram Ganapathi Subramanian, Marc St-Aubin, Sharon O’Sullivan, Lawrence Wan, Luis Ricardez-Sandoval, Pascal Poupart, and Agustinus Kristiadi. Simplifying bayesian optimization via in-context direct optimum sampling, 2025. URL <https://arxiv.org/abs/2505.23913>.

- Kevin Swersky, Yulia Rubanova, David Dohan, and Kevin Murphy. Amortized bayesian optimization over discrete spaces. In *Conference on Uncertainty in Artificial Intelligence*. Proceedings of Machine Learning Research, 2020.
- Jean Tarbouriech, Tor Lattimore, and Brendan O’Donoghue. Probabilistic inference in reinforcement learning done right. In *Neural Information Processing Systems*, 2024.
- William R Thompson. On the likelihood that one unknown probability exceeds another in view of the evidence of two samples. *Biometrika*, 25(3/4):285–294, 1933.
- Sanjay Vishwakarma, Francis Harkins, Siddharth Golecha, Vishal Sharathchandra Bajpe, Nicolas Dupuis, Luca Buratti, David Kremer, Ismael Faro, Ruchir Puri, and Juan Cruz-Benito. Qiskit humaneval: An evaluation benchmark for quantum code generative models. In *IEEE International Conference on Quantum Computing and Engineering*, volume 1, pp. 1169–1176. IEEE, 2024.
- Zi Wang, Clement Gehring, Pushmeet Kohli, and Stefanie Jegelka. Batched large-scale bayesian optimization in high-dimensional spaces. In *International Conference on Artificial Intelligence and Statistics*. Proceedings of Machine Learning Research, 2018.
- Ziyu Wang, Frank Hutter, Masrour Zoghi, David Matheson, and Nando De Freitas. Bayesian optimization in a billion dimensions via random embeddings. *Journal of Artificial Intelligence Research*, 55, 2016.
- Alexander Wei, Wei Hu, and Jacob Steinhardt. More than a toy: Random matrix models predict how real-world neural representations generalize. In *International conference on machine learning*. Proceedings of Machine Learning Research, 2022.
- Ronald J Williams. Simple statistical gradient-following algorithms for connectionist reinforcement learning. *Machine learning*, 8, 1992.
- An Yang, Anfeng Li, Baosong Yang, Beichen Zhang, Binyuan Hui, Bo Zheng, Bowen Yu, Chang Gao, Chengen Huang, Chenxu Lv, Chujie Zheng, Dayiheng Liu, Fan Zhou, Fei Huang, Feng Hu, Hao Ge, Haoran Wei, Huan Lin, Jialong Tang, Jian Yang, Jianhong Tu, Jianwei Zhang, Jianxin Yang, Jiayi Yang, Jing Zhou, Jingren Zhou, Junyang Lin, Kai Dang, Keqin Bao, Kexin Yang, Le Yu, Lianghao Deng, Mei Li, Mingfeng Xue, Mingze Li, Pei Zhang, Peng Wang, Qin Zhu, Rui Men, Ruize Gao, Shixuan Liu, Shuang Luo, Tianhao Li, Tianyi Tang, Wenbiao Yin, Xingzhang Ren, Xinyu Wang, Xinyu Zhang, Xuancheng Ren, Yang Fan, Yang Su, Yichang Zhang, Yinger Zhang, Yu Wan, Yuqiong Liu, Zekun Wang, Zeyu Cui, Zhenru Zhang, Zhipeng Zhou, and Zihan Qiu. Qwen3 technical report, 2025. URL <https://arxiv.org/abs/2505.09388>.
- Yanzhao Zhang, Mingxin Li, Dingkun Long, Xin Zhang, Huan Lin, Baosong Yang, Pengjun Xie, An Yang, Dayiheng Liu, Junyang Lin, Fei Huang, and Jingren Zhou. Qwen3 embedding: Advancing text embedding and reranking through foundation models, 2025. URL <https://arxiv.org/abs/2506.05176>.
- Brian D Ziebart. *Modeling Purposeful Adaptive Behavior with the Principle of Maximum Causal Entropy*. Carnegie Mellon University, 2010.

APPENDIX

A STANDARDIZED RLOO IS GRPO

TOSFiT crucially relies on the score trick (Williams, 1992) for unbiased gradient estimation of the VBOS objective (see Proposition 1). The generalized score trick states that for $x_i \stackrel{i.i.d.}{\sim} \pi^\theta$

$$\frac{d}{d\theta} \mathbb{E}_{x \sim \pi^\theta} [r(x, \theta)] = \mathbb{E}_{x \sim \pi^\theta} [(\hat{r}(x, \theta) + \xi) \frac{d}{d\theta} \ln \pi^\theta(x)] \approx \frac{1}{B} \sum_i (\hat{r}(x_i, \theta) + \xi_i) \frac{d}{d\theta} \ln \pi^\theta(x_i),$$

where $\hat{r}(x, \theta) = \frac{d}{d\theta} r(x, \theta) / \frac{d}{d\theta} \ln \pi^\theta(x) + r(x, \theta)$. Note that for unbiased estimation the free baseline $\xi \in \mathbb{R}$ can be chosen differently for each $i \in \{1, \dots, B\}$ as long as it does not depend on x_i . One effective baseline that greatly reduces the variance is to set $\xi_i = \frac{1}{B-1} \sum_{j \neq i} \hat{r}(x_j, \theta)$ (Kool et al., 2019), resulting in the ‘Reinforce Leave One Out’ (RLOO) advantage function $\hat{r}_j - \frac{1}{B-1} \sum_{j \neq i} \hat{r}(x_j, \theta)$. As we show in Proposition 3, standardization of RLOO recovers the advantage function introduced by Shao et al. (2024) for Group Relative Policy Optimization.

Proposition 3. *Consider the ‘Reinforce Leave One Out’ (Kool et al., 2019) advantage function given by $\hat{r}_i - \frac{1}{B-1} \sum_{j \neq i} \hat{r}_j$ for i.i.d. samples \hat{r}_j with $j \in \{1, \dots, B\}$. Then the expected advantage is zero and an unbiased estimator of the variance is $\frac{1}{B} \sum_h (\hat{r}_h - \frac{1}{B-1} \sum_{l \neq h} \hat{r}_l)^2$. Moreover, standardizing RLOO results precisely in the advantage function employed by Shao et al. (2024) for ‘Group Relative Policy Optimization’ (GRPO):*

$$\underbrace{\frac{\hat{r}_i - \frac{1}{B-1} \sum_{j \neq i} \hat{r}_j}{\sqrt{\frac{1}{B} \sum_h (\hat{r}_h - \frac{1}{B-1} \sum_{l \neq h} \hat{r}_l)^2}}}_{\text{standardized RLOO}} = \underbrace{\frac{\hat{r}_i - \frac{1}{B} \sum_j \hat{r}_j}{\sqrt{\frac{1}{B} \sum_h (\hat{r}_h - \frac{1}{B} \sum_l \hat{r}_l)^2}}}_{\text{GRPO}}$$

B CONSTANT-TIME GP INFERENCE

To ensure efficient runtime in large-scale settings and to integrate with deep neural features $\phi : X \rightarrow \mathbb{R}^d$, we consider Gaussian processes (GPs) with linear kernels over \mathbb{R}^d (Rasmussen & Williams, 2006). As we explain in the following, our implementation requires a constant $\Theta(d^2)$ memory and compute for conditioning on an observation, inferring posterior mean & variance at a point, and even conducting marginal likelihood maximization. In contrast to a straightforward implementation, it does not increase with the number of past observations.

B.1 SETTING

Let $R \sim \mathcal{GP}(\nu, \lambda^2 \bar{k})$ with linear kernel $\bar{k}_{x,z} = \phi(x)^T \phi(z)$ for $\phi : X \rightarrow \mathbb{R}^d$. Here, $\lambda \in \mathbb{R}_+$ and $\nu \in \mathbb{R}$ denote parameters of the prior. We assume that observations y_x of r_x come with i.i.d. additive Gaussian noise, i.e., $Y_x \sim R_x + \lambda \varepsilon$ for $\varepsilon \sim \mathcal{N}(0, \sigma_{noise}^2)$ independent across observations. Then, given a batch of observations (x_O, y_O) , the posterior GP takes the closed form

$$\mu_x = \nu + \bar{k}_{x,x_O}^T (\bar{k}_{x_O,x_O} + \sigma_{nar}^2 I_s)^{-1} (y_O - \nu), \quad (3)$$

$$k_{x,z} / \lambda^2 = \bar{k}_{x,z} - \bar{k}_{x,x_O}^T \underbrace{(\bar{k}_{x_O,x_O} + \sigma_{nar}^2 I_s)^{-1}}_{\Sigma = \Sigma_{Y_O} / \lambda^2} \bar{k}_{z,x_O}, \quad (4)$$

where $\sigma_{nar} = \sigma_{noise} / \lambda$ denotes the noise to amplitude ratio and $\Sigma_{Y_O} = \lambda^2 \Sigma$ the observation covariance matrix.

B.2 CLOSED-FORM MLM

In our setup, the only free parameters are the global scale $\lambda \in \mathbb{R}_+$ and the global offset $\nu \in \mathbb{R}$. We avoid optimizing $\sigma_{nar} \in \mathbb{R}_+$ due to (1) its dual use for numerical stability of the inverse of Σ and (2) analytical intractability of general marginal likelihood maximization. As we prove in Proposition 4, in this setting the marginal data likelihood can be maximized efficiently in closed form.

Proposition 4. Let $Y \sim \mathcal{N}(\nu, \lambda^2 \Sigma)$. Then for $y \in \mathbb{R}^s$, the (marginal) likelihood $p(Y = y)$ is maximized if

$$\nu^{opt} = \frac{y^T \Sigma^{-1} \mathbf{1}}{\mathbf{1}^T \Sigma^{-1} \mathbf{1}} \text{ and } \lambda^{opt} = \sqrt{\frac{(y - \nu^{opt} \mathbf{1})^T \Sigma^{-1} (y - \nu^{opt} \mathbf{1})}{s}}.$$

B.3 BYPASSING THE COVARIANCE MATRIX

The conditioning on observations in Equations (3) and (4) as well as the closed-form marginal likelihood maximization outlined in Proposition 4 both rely on computing, storing, and inverting the unscaled prior data covariance matrix Σ . Since Σ grows in s , trivial application of the closed formulas would prevent constant-time GP inference. However, for linear kernels, a computationally much more efficient form can be exploited instead. Define $\Phi := [\phi(x_1) \ \dots \ \phi(x_s)] \in \mathbb{R}^{d \times s}$. Then, per the Sherman-Morrison-Woodbury formula

$$\begin{aligned} \Sigma^{-1} &= (\Phi^T \Phi + \sigma_{nar}^2 I_s)^{-1} = \frac{1}{\sigma_{nar}^2} (I_s - \Phi^T (\Phi \Phi^T + \sigma_{nar}^2 I_d)^{-1} \Phi), \\ \Phi \Sigma^{-1} &= \underbrace{(\Phi \Phi^T + \sigma_{nar}^2 I_d)^{-1} \Phi}_{=: \Psi}, \text{ and} \end{aligned} \quad (5)$$

$$I_d - \Phi \Sigma^{-1} \Phi^T = I_d - \Psi^{-1} \Phi \Phi^T = \sigma_{nar}^2 \Psi^{-1}. \quad (6)$$

Note that the expression to the left of Equation (5) underlies the conditioning of the mean in Equation (3) and that the left-hand expression of Equation (6) is used to condition the kernel in Equation (4). Therefore, given $\Psi^{-1} \in \mathbb{R}^{d \times d}$, and $\Phi y_O, \Phi \mathbf{1} \in \mathbb{R}^d$, computing μ_x and $k_{x,z}$ according to Equations (3) and (4) can be performed in $\Theta(d^2)$ steps for any prior parameter-pair (ν, λ) . Furthermore, having additionally access to $y_O^T y_O, \mathbf{1}^T \mathbf{1}, y_O^T \mathbf{1} \in \mathbb{R}^n$ allows performing closed-form marginal likelihood maximization according to Proposition 4, also in $\Theta(d^2)$ steps. So, to avoid scaling in the number of past observations s , we only need to keep track of $\Psi^{-1}, \Phi y_O, \Phi \mathbf{1}, y_O^T y_O, \mathbf{1}^T \mathbf{1}$ and $y_O^T \mathbf{1}$ during Bayesian optimization, i.e., while we add columns to Φ and new entries to y_O and $\mathbf{1}$. For most of these terms, this is trivial. Only Ψ^{-1} requires again relying on Sherman-Morrison-Woodbury, i.e.,

$$\begin{aligned} \Psi_{new}^{-1} &= (\Phi \Phi^T + \sigma_{nar}^2 I + \phi(x) \phi(x)^T)^{-1} \\ &= \Psi^{-1} - \Psi^{-1} \phi(x) \frac{1}{1 + \phi(x)^T \Psi^{-1} \phi(x)} \phi(x)^T \Psi^{-1}. \end{aligned}$$

Keeping track of these quantities requires $\Theta(d^2)$ memory with each additional observation demanding $\Theta(d^2)$ compute, validating our complexity claims.

C ADDITIONAL EXPERIMENTS

C.1 COMPUTATIONAL COST OF TOSFiT

Bayesian optimization is designed to trade the number of evaluations of an expensive reward function against the computationally demanding computation of the reward posterior. In this spirit, we emphasize sample efficiency as the main consideration. Nevertheless, as measured in wall-clock time in Table 1, the computational efficiency of our method can be made comparable to that of UNGUIDED GENERATION.

Generation	ToSFiT	GP Update
1.08 ± 0.05 s	1.29 ± 0.05 s	0.33 ± 0.06 ms

Table 1: Wall-clock time per step of fully-batched ToSFiT ($b = B$) on an A100 GPU for Protein Search. The majority of the runtime is spent on candidate generation.

Note that in the fully-batched setting all generations are both used to estimate VBOS gradients and to provide observational feedback to the reward model. The 19% overhead observed in Table 1 stems from the additional non-auto-regressive backward pass.

D EXPERIMENTAL DETAILS

To ensure reproducibility, we provide the setup for each of the experiments in Section 5. All experiments were conducted on compute nodes with an AMD EPYC 7763 64-Core CPU, 2TB RAM, and an NVIDIA A100-SXM4 GPU (80GB), running on Red Hat Enterprise Linux 9.4 with CUDA 12.4. Our Pytorch-based code (Paszke et al., 2019) is provided in Supplementary Materials, including an environment file specifying the necessary Python packages and their versions.

D.1 BASELINES

For UNGUIDED GENERATION, we simply generate and evaluate candidates according to the hyperparameters detailed in Section D.2. For POST-GENERATION TS, we first generate a fixed candidate pool using the large language model with the same hyperparameters, where the pool size is set to the number of steps of Bayesian optimization. Then, we conduct standard Thompson sampling on the candidate subset using a Gaussian process surrogate model derived from the (deep) task-dependent embeddings. For TOSFiT, we generate and evaluate candidates according to the same hyperparameters, but additionally follow Algorithm 1 to perform weight updates for consistency between the policy and the surrogate reward model, the same Gaussian process as in POST-GENERATION TS. The ACTOR CRITIC baseline follows TOSFiT, but maximizes $\mathbb{E}_{x \sim \pi^\theta} [\mu_x]$ rather than \mathcal{V} . Finally, the baseline SOFT ACTOR CRITIC additionally adds entropy regularization to ACTOR CRITIC, i.e., maximizes $\mathbb{E}_{x \sim \pi^\theta} [\mu_x - \alpha \ln \pi_x^\theta]$. The hyperparameter α is swept for each experimental setting.

D.2 EXPERIMENTAL DETAILS SHARED ACROSS EXPERIMENTS

We run Bayesian optimization for 1000 steps with a burn-in period of 16 steps during which marginal likelihood maximization is conducted, but no gradients are applied (for TOSFiT) and queries are selected uniformly at random among the sub-selection (for POST-GENERATION TS). Marginal likelihood maximization is continuously applied during the full optimization trajectory, and an exploration bonus of 4.0 is adopted. The noise-to-amplitude ratio σ_{nar} is always set to 0.01, reflecting the absence of noise in the measurements, but ensuring stable inversion of the observation covariance matrix. We sample from the language model with batch size $B = 16$ and temperature set to 1.0 while limiting the number of generated tokens to 512. The number of fine-tune steps per batch of Bayesian optimization c is universally set to 1. Unless otherwise specified, unbatched Bayesian optimization is conducted. To optimize against the moving target provided by VBOS, vanilla stochastic gradient descent with neither momentum nor regularization is adopted. All experiments are repeated for 25 random seeds.

D.3 FAQ REFINEMENT

We use the Qwen3-1.7B model with the system prompt *You are a helpful assistant.* followed by the prompt *Write an FAQ response to the question "How do I reset my password?". /no_think.* We adopt a learning rate of $1.0\text{E-}7$. As kernel features, we extract the first 256 entries of the Qwen3-Embedding-0.6B model (Zhang et al., 2025) with input set to the concatenation of prompt and response. We normalize the result to the unit sphere and add an additional constant 1 entry to act as a bias. The reward is modeled as the alignment to the unknown ground-truth response *To reset your password, go to the login page and click the "Forgot Password" link. Enter your registered email address, and we'll send you instructions to create a new password. Make sure to check your spam folder if you don't see the email within a few minutes.*, computed through the cosine similarity between the full Qwen3-Embedding-0.6B embeddings of the candidate and the ground-truth.

D.4 PROTEIN SEARCH

We use the ProtGPT2 model (Ferruz et al., 2022) with initial token $\langle \text{endoftext} \rangle$ and a learning rate of $1.0\text{E-}5$. As kernel features, we normalize each 1280 dimensional token embedding of the generated sequence to the unit sphere, average across the sequence length, normalize the result to the unit sphere, and add an additional constant 1 entry to act as a bias. The reward is set to the negative thermal instability index (Guruprasad et al., 1990) implemented in the BioPython library (Cock et al., 2009).

D.5 QUANTUM CIRCUIT DESIGN

We use the Qwen2.5-Coder-1.5B model (Hui et al., 2024) prompted with fill-in-the-middle (Bavarian et al., 2022) to generate a Qiskit circuit (Javadi-Abhari et al., 2024):

```
<|fim_prefix|>
def circuit():
    qc = QuantumCircuit(6)
<|fim_suffix|>
    return qc
qc = circuit()
state = Statevector.from_instruction(qc)
<|fim_middle|>.
```

We adopt a learning rate of $5.0\text{E-}6$. As kernel features, we take all 210 two-qubit Pauli observables, which are efficiently simulated by quantum computers, and concatenate an additional code invalidity bit. If the code invalidity bit is set to 1, all other features are set to zero. Finally, we add a constant 1 entry to act as a bias. The reward is set to the negative energy of the prepared state according to an unknown Hamiltonian. The Hamiltonian is constructed through the following weighted linear combination of Pauli terms:

```
(ZIIIIII, -1.0)
(IZIIIII, 1.0)
(IIXIIII, -1.0)
(IIYIIII, -1.0)
(IIIZZI, -1.0)
(IIIXXI, -1.0)
(IZZIIII, -1.0)
(YIIIIIX, -0.5)
(IIZIIIX, -0.5).
```

Note that the Hamiltonian heavily features superposition-inducing X and Y operators and pair-wise interaction terms, necessitating entanglement to reach the lowest energy state.

D.6 CHOICE OF HYPERPARAMETERS

As mentioned in the main text, TOSFIT requires minimal task-specific hyperparameter tuning. Indeed, only the learning rate is tuned for each task, based on one-dimensional grid search with search locations $\{5.0 \times 10^{-5}, 1.0 \times 10^{-5}, 5.0 \times 10^{-6}, 1.0 \times 10^{-6}, 5.0 \times 10^{-7}, 1.0 \times 10^{-7}, 5.0 \times 10^{-8}\}$. Burn-in periods of $m \in \{4, 8, 16\}$ were tried out with 16 being sufficiently large to ensure stable marginal likelihood maximization, yet small enough to not significantly impact sample efficiency due to delayed optimization. The exploration bonus was swept across the set $\{1.0, 2.0, 4.0, 8.0, 16.0\}$ on a toy task. A bonus of 4.0 provided the best trade-off between exploration and exploitation, and generalized to strong performance on the reported experiments. The number of steps of gradient ascent per step of Bayesian optimization, c , was kept to 1 in order to minimize the computational overhead compared to UNGUIDED GENERATION. For the generation batch size B , the values $\{4, 8, 16, 32, 64\}$ were tried out. 16 was the smallest size where GPU utilization became acceptably large during auto-regressive generation. However, empirically B did not significantly impact the simple regret trajectories during Bayesian optimization, suggesting that it could possibly be lowered for alternative models and/or hardware. The baseline SOFT ACTOR CRITIC requires an additional entropy regularization coefficient as hyperparameter and is swept across $\{0.01, 0.1, 1.0, 10.0\}$ for each experimental setup. We only report on the best configuration, i.e., 0.1 for FAQ Refinement, 1.0 for Protein Search, and 10.0 for Quantum Circuit Design.

E PROOFS

Before diving into the individual proofs of the theorems and propositions introduced in the paper, we take the opportunity to present proof sketches for the main results.

Proposition 1 We show concavity by deriving the Hessian of the VBOS objective, which is a diagonal matrix with non-positive entries. To derive the unbiased estimator of the gradients, we apply the generalized score trick for reward functions that depend on the model parameters θ .

Proposition 2 After verifying convexity of f , we simply expand the definition of the Bregman divergence and use that $\nabla f(\tilde{\pi}) = \mu - c\mathbb{1}$ for a Lagrange multiplier c , since $\tilde{\pi}$ is known to maximize the VBOS objective on the probability simplex and known to lie in the relative interior.

Theorem 1 We first use linearity of expectation and the law of total expectation to individually consider the expected instantaneous regret $\mathbb{E}[\mathbb{E}[R^* - R_{x^t}|\mathcal{H}^t]]$ at each time step. Next, we leverage the technical result from Corollary 2, established by prior work, to upper bound $\mathbb{E}[R^*|\mathcal{H}^t]$ with $\mathcal{V}(\tilde{\pi}^t|\mathcal{H}^t)$. In contrast to previous analysis by Tarbouriech et al. (2024), we incorporate practical limitations of gradient-based objective maximization by replacing $\mathcal{V}(\tilde{\pi}^t)$ with $D_{\sigma^t}(\pi^t, \tilde{\pi}^t) + \mathcal{V}(\pi^t)$. Since x^t follows π^t in practice, and not $\tilde{\pi}^t$, it is essential to have $\mathcal{V}(\pi^t)$ instead of $\mathcal{V}(\tilde{\pi}^t)$ as an upper bound. Now, following previous analysis, we simplify $\mathcal{V}(\pi^t|\mathcal{H}^t) - \mathbb{E}[R_{x^t}|\mathcal{H}^t]$ to $\mathbb{E}[\sigma_{x^t} \sqrt{-2 \ln \pi^t(x^t)}|\mathcal{H}^t]$ and apply the Cauchy-Schwarz inequality to arrive at the product of a term that scales in \sqrt{T} and $\sqrt{\sum_t \mathbb{E}[\sigma_{x^t}^2]}$. Whereas Tarbouriech et al. (2024) bound the latter based on the pigeon-hole principle, we instead bound it by the maximal information gain γ^T , a technique introduced by Srinivas et al. (2010) to analyze multi-armed bandits with correlated rewards.

Proposition 1. Consider the VBOS objective $\mathcal{V}(\pi^\theta) := \mathbb{E}_{x \sim \pi^\theta}[\mu_x + \sqrt{2 \ln(1/\pi_x^\theta)} \cdot \sigma_x]$. The VBOS objective \mathcal{V} is concave (strictly if $\sigma_x > 0 \forall x$) and its gradients are

$$\frac{d}{d\theta} \mathcal{V}(\pi^\theta) = \mathbb{E}_{x \sim \pi^\theta} \left[\underbrace{(\mu_x - \xi - v^{-1}(\pi_x^\theta) \cdot \sigma_x)}_{-\mu_x^\theta \text{ for } \xi = \kappa} \cdot \frac{d \ln \pi_x^\theta}{d\theta} \right].$$

$\xi \in \mathbb{R}$ is an arbitrary baseline and $-v^{-1}(u) = \sqrt{-2 \ln(u)} - 1/\sqrt{-2 \ln(u)} \sim \sqrt{-2 \ln(u)}$ as $u \rightarrow 0$.

Proof of Proposition 1. To show concavity, we follow the proof of Proposition 4 in Menet et al. (2025) by noting that $v' > 0$ and considering the (diagonal) Hessian of \mathcal{V} , where

$$\begin{aligned} \frac{\partial}{\partial r_x} \mathcal{V}(r) &= \mu_x + \sigma_x \left(\sqrt{2 \ln(1/r_x)} - \frac{1}{\sqrt{2 \ln(1/r_x)}} \right) = \mu_x - \sigma_x v^{-1}(r_x), \text{ and} \\ \frac{\partial^2}{\partial r_x \partial r_z} \mathcal{V}(r) &= -\sigma_x \mathbb{1}_{x=z} \frac{1}{v'(v^{-1}(r_x))} \begin{cases} \leq 0 & x = z \\ = 0 & x \neq z \end{cases}. \end{aligned}$$

Note the use of the inverse function rule $\frac{d}{da} v^{-1}(a) = 1/\frac{d}{db} v(b)|_{b=v^{-1}(a)}$. In case $\sigma_x > 0 \forall x$, strict concavity is even ensured. So, we only need to show the formula for gradients. We make use of the score trick, which states that

$$\frac{d}{d\theta} \mathbb{E}_{x \sim \pi^\theta} [f(x, \pi^\theta(x))] = \mathbb{E}_{x \sim \pi^\theta} \left[\left(f(x, y) + y \frac{d}{dy} f(x, y) \right) \Big|_{y=\pi^\theta(x)} \frac{d \ln \pi_x^\theta}{d\theta} \right].$$

Plugging in and using that $\mathbb{E}_{x \sim \pi^\theta} [\xi \frac{d \ln \pi_x^\theta}{d\theta}] = 0$ for any constant $\xi \in \mathbb{R}$ (that neither depends on θ nor x) results in the desired expression:

$$\begin{aligned} \frac{d}{d\theta} \mathcal{V}(\pi^\theta) &= \mathbb{E}_{x \sim \pi^\theta} \left[\left(\mu_x + \sqrt{-2 \ln(\pi_x^\theta)} \cdot \sigma_x - \frac{1}{\sqrt{-2 \ln(\pi_x^\theta)}} \cdot \sigma_x \right) \frac{d \ln \pi_x^\theta}{d\theta} \right] \\ &= \mathbb{E}_{x \sim \pi^\theta} \left[\left(\mu_x - v^{-1}(\pi_x^\theta) \cdot \sigma_x \right) \frac{d \ln \pi_x^\theta}{d\theta} \right] \\ &= \mathbb{E}_{x \sim \pi^\theta} \left[\left(\mu_x - \xi - v^{-1}(\pi_x^\theta) \cdot \sigma_x \right) \frac{d \ln \pi_x^\theta}{d\theta} \right]. \end{aligned}$$

□

Proposition 2. Let $\sigma \in \mathbb{R}^{|X|}$. For the convex $f(p) := -\sum_x p_x \sigma_x \sqrt{-2 \ln p_x}$, define the Bregman divergence $D_\sigma(p, q) = f(p) - f(q) - \langle \nabla f(q), p - q \rangle$. Then the Bregman divergence of any $\pi \in \Delta^{|X|-1}$ from the maximizer $\tilde{\pi} := \arg \max_{p \in \Delta^{|X|-1}} \mathcal{V}(p)$ is given by $D_\sigma(\pi, \tilde{\pi}) = \mathcal{V}(\tilde{\pi}) - \mathcal{V}(\pi)$.

Proof of Proposition 2. We follow parts of the proof of Lemma 5 by Tarbouriech et al. (2024). First, recall from Equation (2) the closed-form expression for $\tilde{\pi} = v(\frac{\mu_x - \kappa^*}{\sigma_x})$, where v is a cumulative distribution function with $v^{-1}(u) = 1/\sqrt{-2\ln u} - \sqrt{-2\ln u}$. Next, notice that due to v being a cumulative distribution function one has $-\frac{d^2}{dp_x^2} p_x \sqrt{-2\ln p_x} = \frac{d}{dp_x} v^{-1}(p_x) = 1/(v'(v^{-1}(p_x))) > 0$. As such, $f(p)$ is continuously-differentiable and strictly convex (positive definite Hessian), i.e., the Bregman divergence is well-defined. Next, recall that $\mathcal{V}(p) = \sum_x p_x \mu_x + \sigma_x p_x \sqrt{-2\ln p_x}$, and thus $\mathcal{V}(p) = \langle \mu, p \rangle - f(p)$. Since $\tilde{\pi}$ maximizes \mathcal{V} and is in the relative interior of the simplex (the objective is concave and at the border its derivatives blow up), the Karush-Kuhn-Tucker conditions give $c\mathbf{1} = \nabla \mathcal{V}(\tilde{\pi}) = \mu - \nabla f(\tilde{\pi})$ for some $c \in \mathbb{R}$, i.e., $\nabla f(\tilde{\pi}) = \mu - c\mathbf{1}$ and thus $\mathcal{V}(\pi) = \langle \nabla f(\tilde{\pi}), \pi \rangle - f(\pi) + c$. Plugging into $\mathcal{V}(\tilde{\pi}) - \mathcal{V}(\pi)$ then gives precisely the definition of $D_\sigma(\pi, \tilde{\pi})$. \square

Theorem 1. Let $R \sim \mathcal{N}(\mu, K)$ with $K_{x,x} \leq 1 \forall x \in X$ and additive observation noise $\mathcal{N}(0, \sigma_n^2)$.³ If R is observed at $x^t \sim \pi^t$ for a policy π^t depending on history \mathcal{H}^t , then

$$\mathbb{E}[\sum_{t=1}^T R^* - R_{x^t}] \leq \sqrt{C_{\sigma_n} H T \gamma^T} + \mathbb{E}[\sum_{t=1}^T D_{\sigma^t}(\pi^t, \tilde{\pi}^t)].$$

$C_{\sigma_n} := 4/\ln(1 + \sigma_n^{-2})$ is a constant, $H := \frac{1}{T} \sum_t H[\pi^t | \mathcal{H}^t]$ is the expected average entropy of the policy and hence upper bounded by $\ln |X|$, $\gamma^T := \max_{L^T} I(Y_{L^T}; R)$ is the maximum information gain for T observation locations L^T , and $\tilde{\pi}^t$ is the unconstrained maximizer of VBOS given \mathcal{H}^t .

Proof of Theorem 1. First, note that if R is a multivariate Gaussian, then for \mathcal{H}^t the history of observations at step t , $R^t := R | \mathcal{H}^t$, is also a multivariate Gaussian $\forall t$. Next, we leverage Corollary 2 to upper bound the regret

$$\begin{aligned} \mathbb{E}[\sum_t R^* - R_{x^t}] &= \sum_t \mathbb{E}[\mathbb{E}[R^* - R_{x^t} | \mathcal{H}^t]] \\ &\leq \sum_t \mathbb{E}[\mathcal{V}(\tilde{\pi}^t | \mathcal{H}^t) - \mathbb{E}_{x^t \sim \pi^t}[\mu_{x^t} | \mathcal{H}^t]] \\ &= \sum_t \mathbb{E}[\mathcal{V}(\pi^t | \mathcal{H}^t) + D_{\sigma^t}(\pi^t, \tilde{\pi}^t) - \mathbb{E}_{x^t \sim \pi^t}[\mu_{x^t} | \mathcal{H}^t]] \\ &= \sum_t \mathbb{E}[\mathbb{E}_{x^t \sim \pi^t}[\sigma_{x^t} \sqrt{-2\ln \pi^t(x^t)} | \mathcal{H}^t] + D_{\sigma^t}(\pi^t, \tilde{\pi}^t)]. \end{aligned}$$

Note the application of Proposition 2, which allows us to bound the cumulative regret even if the policy π^t differs from the one suggested by VBOS, i.e., $\tilde{\pi}^t$. Next, we use the Cauchy-Schwarz inequality as well as Lemma 4 to uncover the dependency on maximum information gain, a measure of the complexity of the kernel. We get

$$\begin{aligned} \sum_t \mathbb{E}[\mathbb{E}_{x^t \sim \pi^t}[\sigma_{x^t} \sqrt{-2\ln \pi^t(x^t)} | \mathcal{H}^t]] &\leq \sqrt{\sum_t \mathbb{E}[\mathbb{E}_{x^t \sim \pi^t}[-\ln(\pi^t(x^t)) | \mathcal{H}^t]]} \sqrt{\sum_t \mathbb{E}[\mathbb{E}[2\sigma_{x^t}^2 | \mathcal{H}^t]]} \\ &\leq \sqrt{\sum_t H[\pi^t | \mathcal{H}^t]} \sqrt{C_{\sigma_n} \gamma^T}. \end{aligned}$$

\square

Lemma 1 (Donsker-Varadhan variational representation). Fix two probability distributions $p : \Sigma \rightarrow [0, 1]$ and $q : \Sigma \rightarrow [0, 1]$ over the measurable space (Ω, Σ) such that p is absolutely continuous with respect to q ($p \ll q$). Then

$$D_{KL}[p || q] = \sup_X \{\mathbb{E}_p[X] - \ln \mathbb{E}_q[\exp X]\},$$

where the supremum is taken over all measurable $X : \Omega \rightarrow \mathbb{R}$ such that $\mathbb{E}_p[X]$ and $\mathbb{E}_q[\exp X]$ are well-defined.

Proof. The provided proof is a generalization of Theorem 3.2 by Gray (2011) from discrete spaces to arbitrary probability spaces. Since $p \ll q$, there exists a Radon-Nykodym derivative $\frac{dp}{dq}(\omega)$, i.e., it holds $p(\mathcal{A}) = \int_{\mathcal{A}} \frac{dp}{dq}(\omega) dq(\omega)$ for a function $\frac{dp}{dq}(\omega)$ uniquely defined up to a set of q -measure zero.

³The theorem also holds for heteroscedastic additive Gaussian noise by replacing σ_n with $\max_{x \in X} \sigma_n(x)$.

Now, let $X : \Omega \rightarrow \mathbb{R}$ be any random variable such that $\mathbb{E}_p[X]$ and $\mathbb{E}_q[\exp X]$ are well-defined. Then

$$\begin{aligned} D_{KL}[p||q] - (\mathbb{E}_p[X] - \ln(\mathbb{E}_q[\exp X])) &= \mathbb{E}_p[\ln \frac{dp}{dq}(\omega)] - \mathbb{E}_p[\ln \frac{\exp X}{\mathbb{E}_q[\exp X]}] \\ &= \mathbb{E}_p[\ln \left(\frac{dp}{dq}(\omega) \frac{\mathbb{E}_q[\exp X]}{\exp(X)} \right)] \\ &= \mathbb{E}_p[\ln \frac{dp}{d\lambda}] = D_{KL}[p||\lambda] \geq 0, \end{aligned}$$

where we defined the probability measure $\lambda(\mathcal{A}) = \int_{\mathcal{A}} \exp(X(\omega))/\mathbb{E}_q[\exp X] dq(\omega)$, substituted $\frac{\mathbb{E}_q[\exp X]}{\exp(X)} = 1/\frac{d\lambda}{dq} = \frac{dq}{d\lambda}$, and simplified the derivatives. \square

Lemma 2 (Conditioned KL-divergence). *Consider the probability space $(\Omega, \Sigma, \mathbb{P})$ and an event $\mathcal{B} \in \Sigma$ of non-zero probability, i.e. $\mathbb{P}[\mathcal{B}] > 0$. Then*

$$D_{KL}[\mathbb{P}[\cdot | \mathcal{B}] || \mathbb{P}] = -\ln \mathbb{P}[\mathcal{B}].$$

Proof. The proof follows Menet et al. (2025). According to the definition of conditional expectation it holds

$$\mathbb{P}[\mathcal{A} | \mathcal{B}] = \frac{\mathbb{P}[\mathcal{A} \cap \mathcal{B}]}{\mathbb{P}[\mathcal{B}]} = \int_{\mathcal{A}} \frac{\mathbb{1}_{\omega \in \mathcal{B}}}{\mathbb{P}[\mathcal{B}]} d\mathbb{P}(\omega) \quad \forall \mathcal{A} \in \Sigma,$$

where we recognize absolute continuity $\mathbb{P}[\cdot | \mathcal{B}] \ll \mathbb{P}$ and identify the Radon-Nykodym derivative $\frac{d\mathbb{P}[\cdot | \mathcal{B}]}{d\mathbb{P}}(\omega) = \frac{\mathbb{1}_{\omega \in \mathcal{B}}}{\mathbb{P}[\mathcal{B}]}$. Plugging the derivative into the definition of Kullback-Leibler divergence results in the desired term:

$$\begin{aligned} D_{KL}[\mathbb{P}[\cdot | \mathcal{B}] || \mathbb{P}] &:= \int_{\Omega} \ln \frac{d\mathbb{P}[\cdot | \mathcal{B}]}{d\mathbb{P}} d\mathbb{P}[\cdot | \mathcal{B}] \\ &= \int_{\Omega} \ln \left(\frac{d\mathbb{P}[\cdot | \mathcal{B}]}{d\mathbb{P}} \right) \frac{d\mathbb{P}[\cdot | \mathcal{B}]}{d\mathbb{P}} d\mathbb{P} \\ &= \int_{\Omega} \ln \left(\frac{\mathbb{1}_{\omega \in \mathcal{B}}}{\mathbb{P}[\mathcal{B}]} \right) \frac{\mathbb{1}_{\omega \in \mathcal{B}}}{\mathbb{P}[\mathcal{B}]} d\mathbb{P} \\ &= -\ln \mathbb{P}[\mathcal{B}]. \end{aligned}$$

\square

Definition 1. *The (Cramér) rate function Λ^* of a random variable $X : \Omega \rightarrow \mathbb{R}$ is defined as the convex conjugate of the cumulant generating function Λ , i.e.,*

$$\Lambda^*(\alpha) := \sup_{\beta > 0} \alpha\beta - \Lambda(\beta) \text{ where } \Lambda(\beta) := \ln \mathbb{E}[e^{\beta(X - \mathbb{E}[X])}].$$

Lemma 3 (Upper bound on conditional expectation). *Let $X : \Omega \rightarrow \mathbb{R}$ be a random variable on $(\Omega, \Sigma, \mathbb{P})$ such that the (restricted) cumulant generating function $\Lambda : \mathbb{R}^+ \rightarrow [0, \infty)$ $\beta \mapsto \ln \mathbb{E}[\exp(\beta(X - \mathbb{E}[X]))]$ exists. Assume further that $\mathbb{P}[\mathcal{B}] > 0$ such that $\mathbb{P}[\cdot | \mathcal{B}]$ is well-defined. Then with Λ^* the Cramer rate function of X (see Definition 1) it holds that*

$$\mathbb{E}[X | \mathcal{B}] \leq \mathbb{E}[X] + (\Lambda^*)^{-1}(-\ln \mathbb{P}[\mathcal{B}]).$$

Proof. The provided proof is an adaptation of Lemma 11 by Tarbouriech et al. (2024). We apply Lemma 1 with $p(\mathcal{E}) = \mathbb{P}[\mathcal{E} | \mathcal{B}]$ and $q(\mathcal{E}) = \mathbb{P}[\mathcal{E}]$, and restrict the supremum over just the random variables $\{\lambda(X - \mathbb{E}[X])\}_{\lambda \in \mathbb{R}_+}$. This gives

$$\begin{aligned} D_{KL}[\mathbb{P}[\cdot | \mathcal{B}] || \mathbb{P}] &\geq \sup_{\lambda \in \mathbb{R}_+} \{\lambda \mathbb{E}[X - \mathbb{E}[X] | \mathcal{B}] - \ln \mathbb{E}[\exp(\lambda(X - \mathbb{E}[X]))]\} \\ &= \sup\{\lambda(\mathbb{E}[X | \mathcal{B}] - \mathbb{E}[X]) - \Lambda(\lambda) : \lambda \in \mathbb{R}_+\} \\ &= \Lambda^*(\mathbb{E}[X | \mathcal{B}] - \mathbb{E}[X]) \end{aligned}$$

Furthermore, since $\lambda \in \mathbb{R}^+$ it follows that Λ^* is strictly increasing and thus admits a strictly increasing inverse, i.e.,

$$(\Lambda^*)^{-1}(D_{KL}[\mathbb{P}[\cdot | \mathcal{B}] || \mathbb{P}]) \geq \mathbb{E}[X | \mathcal{B}] - \mathbb{E}[X].$$

As a final step, we use Lemma 2, which states that $D_{KL}[\mathbb{P}[\cdot | \mathcal{B}] || \mathbb{P}] = -\ln \mathbb{P}[\mathcal{B}]$. \square

Corollary 1 (Upper bound on Gaussian conditional expectation). *Let $X \sim \mathcal{N}(\mu, \sigma^2)$ and $\mathbb{P}[\mathcal{B}] > 0$. Then*

$$\mathbb{E}[X|\mathcal{B}] \leq \mu + \sigma \sqrt{-2 \ln \mathbb{P}[\mathcal{B}]}.$$

Proof. Since $X \sim \mathcal{N}(\mu, \sigma^2)$, it has a cumulant generating function $\Lambda(\beta) = \sigma^2 \beta^2 / 2$ and a (Cramér) rate function $\Lambda^*(s) = s^2 / (2\sigma^2)$ with inverse $(\Lambda^*)^{-1}(t) = \sigma \sqrt{2t}$. Plugging into Lemma 3 results in the desired expression. \square

Corollary 2. *Let $R \sim \mathcal{N}(\mu, K)$ with $\sigma_x := \sqrt{K_{x,x}}$. Define $R^* := \max_x R_x$ and $p^* := \mathbb{P}[R_x = R^*]$. Then*

$$\mathbb{E}[R^*] \leq \mathcal{V}(p^*) \leq \max_{p \in \Delta^{|X|-1}} \mathcal{V}(p).$$

Proof. The proof is a direct consequence of Corollary 1:

$$\mathbb{E}[R^*] = \sum_x p_x^* \mathbb{E}[R_x | R_x = R^*] \leq \sum_x p_x^* (\mu_x + \sigma_x \sqrt{-2 \ln p_x^*}).$$

\square

Lemma 4. *Let $R : \Omega \rightarrow \mathbb{R}^{|X|}$ be a multivariate Gaussian with $\sigma_{R_x} \leq 1 \forall x \in X$ that is consecutively evaluated at locations $L^T := (x^t)_{t=1}^T$ with observations $Y_x = R_x + \epsilon_x$. The independent noise is distributed as $\epsilon_x \sim \mathcal{N}(0, \sigma_n^2(x))$ for $\sigma_n(x) \leq \sigma_n \forall x \in X$. Then the maximum information gain γ^T upper bounds the aggregated predictive variances at the locations, i.e.,*

$$\gamma^T := \max_{L^T} I(Y_{L^T}; R) \geq 2 \underbrace{\frac{\ln(1+\sigma_n^2)}{4}}_{=: 1/C_{\sigma_n}} \sum_{t=1}^T \sigma_{R_x}^2.$$

Proof. The proof generalizes that of Srinivas et al. (2010) from homoscedastic to heteroscedastic noise. First, note that the expression on the right hand side is well-defined, because $\sigma_{R_x}^2$ only depends on the observation locations L^T , but not on the observed value. Next, note that $Y_{L^T} | R$ is a multivariate normal with independent components of variance $\sigma_n^2(x^1), \dots, \sigma_n^2(x^T)$, thus

$$\begin{aligned} I(Y_{L^T}; R) &= H[Y_{L^T}] - H[Y_{L^T} | R] \\ &= H[Y_{L^T}] - \frac{1}{2} \sum_{t=1}^T \ln(2\pi e \sigma_n^2(x^t)). \end{aligned}$$

Furthermore, one may decompose

$$\begin{aligned} H[Y_{L^T}] &= H[Y_{L^{T-1}}] + H[Y_{x^T} | Y_{L^{T-1}}] \\ &= H[Y_{L^{T-1}}] + \frac{1}{2} \ln(2\pi e (\sigma_n^2(x^T) + \sigma_{R_x}^2)), \end{aligned}$$

using that $Y_{x^T} | Y_{L^{T-1}}$ is Gaussian with variance $\sigma_n^2(x^T) + \sigma_{R_x}^2$. Recursively expanding then results in

$$I(Y_{L^T}; R) = \frac{1}{2} \sum_{t=1}^T \ln(1 + \sigma_n^2(x^t) \sigma_{R_x}^2).$$

Finally, by assumption $\sigma_{R_x}^2 \in [0, 1]$, allowing to lower bound each summand

$$\sigma_{R_x}^2 \leq \frac{1}{2} \ln(1 + \sigma_n^2(x^t) \sigma_{R_x}^2) \stackrel{1}{\leq} \underbrace{\frac{4}{\ln(1 + \sigma_n^2(x^t))}}_{=: C_{\sigma_n(x^t)}}.$$

Indeed, the inequality is tight for $\sigma_{R_x}^2 \in \{0, 1\}$ and holds in-between due to concavity of

$$\sigma_{R_x}^2 \mapsto \ln(1 + \sigma_n^2(x^t) \sigma_{R_x}^2) - \sigma_{R_x}^2 \ln(1 + \sigma_n^2(x^t)).$$

\square

Proposition 3. *Consider the ‘Reinforce Leave One Out’ (Kool et al., 2019) advantage function given by $\hat{r}_i - \frac{1}{B-1} \sum_{j \neq i} \hat{r}_j$ for i.i.d. samples \hat{r}_j with $j \in \{1, \dots, B\}$. Then the expected advantage is zero and an unbiased estimator of the variance is $\frac{1}{B} \sum_h (\hat{r}_h - \frac{1}{B-1} \sum_{l \neq h} \hat{r}_l)^2$. Moreover, standardizing*

RLOO results precisely in the advantage function employed by Shao et al. (2024) for ‘Group Relative Policy Optimization’ (GRPO):

$$\underbrace{\frac{\hat{r}_i - \frac{1}{B-1} \sum_{j \neq i} \hat{r}_j}{\sqrt{\frac{1}{B} \sum_h (\hat{r}_h - \frac{1}{B-1} \sum_{l \neq h} \hat{r}_l)^2}}}_{\text{standardized RLOO}} = \underbrace{\frac{\hat{r}_i - \frac{1}{B} \sum_j \hat{r}_j}{\sqrt{\frac{1}{B} \sum_h (\hat{r}_h - \frac{1}{B} \sum_l \hat{r}_l)^2}}}_{\text{GRPO}}$$

Proof of Proposition 3. With linearity of the expectation and $\hat{r}_i \stackrel{i.i.d.}{\sim} p(\hat{r})$, the expected advantage is

$$\mathbb{E}[\hat{r}_i - \frac{1}{B-1} \sum_{j \neq i} \hat{r}_j] = \mathbb{E}[\hat{r}] - \frac{1}{B-1} \sum_{j \neq i} \mathbb{E}[\hat{r}] = 0 \quad \forall i.$$

From the same two properties, an unbiased estimator of the variance of the advantage also follows:

$$\begin{aligned} \mathbb{E}[\frac{1}{B} \sum_h (\hat{r}_h - \frac{1}{B-1} \sum_{l \neq h} \hat{r}_l)^2] &= \mathbb{E}[(\hat{r}_h - \frac{1}{B-1} \sum_{l \neq h} \hat{r}_l)^2] - 0^2 \\ &= \text{Var}[\hat{r}_i - \frac{1}{B-1} \sum_{j \neq i} \hat{r}_j]. \end{aligned}$$

Finally, simple algebra results in equivalence between variance-regularized RLOO and GRPO:

$$\begin{aligned} \frac{\hat{r}_i - \frac{1}{B-1} \sum_{j \neq i} \hat{r}_j}{\sqrt{\frac{1}{B} \sum_h (\hat{r}_h - \frac{1}{B-1} \sum_{l \neq h} \hat{r}_l)^2}} &= \frac{(B\hat{r}_i - \sum_j \hat{r}_j)/(B-1)}{\sqrt{\frac{1}{B} \sum_h ((B\hat{r}_h - \sum_l \hat{r}_l)/(B-1))^2}} \\ &= \frac{\frac{B}{B-1}(\hat{r}_i - \frac{1}{B} \sum_j \hat{r}_j)}{\sqrt{(\frac{B}{B-1})^2 \frac{1}{B} \sum_h (\hat{r}_h - \frac{1}{B} \sum_l \hat{r}_l)^2}} \\ &= \frac{\hat{r}_i - \frac{1}{B} \sum_j \hat{r}_j}{\sqrt{\frac{1}{B} \sum_h (\hat{r}_h - \frac{1}{B} \sum_l \hat{r}_l)^2}}. \end{aligned}$$

□

Proposition 4. Let $Y \sim \mathcal{N}(\nu, \lambda^2 \Sigma)$. Then for $y \in \mathbb{R}^s$, the (marginal) likelihood $p(Y = y)$ is maximized if

$$\nu^{opt} = \frac{y^T \Sigma^{-1} \mathbf{1}}{\mathbf{1}^T \Sigma^{-1} \mathbf{1}} \text{ and } \lambda^{opt} = \sqrt{\frac{(y - \nu^{opt} \mathbf{1})^T \Sigma^{-1} (y - \nu^{opt} \mathbf{1})}{s}}.$$

Proof of Proposition 4. For $y = \alpha \mathbf{1}$, we get $\nu^{opt} = \alpha$ and $\lambda^{opt} = 0$, i.e., $Y = \alpha \mathbf{1}$ and $\mathbb{P}[Y = y] = 1$, which is clearly optimal. So, w.l.o.g. assume $y \not\propto \mathbf{1}$. Since $p(y)$ is a smooth function of $\nu \in \mathbb{R}$, $\lambda \in \mathbb{R}_+$, and because for any $y \not\propto \mathbf{1}$ it holds that $p(y) \rightarrow 0$ as $\nu \rightarrow \pm\infty$ or $\lambda \rightarrow \{0, \infty\}$, it suffices to consider the first-order conditions to find the maximizers. With Lemma 5 providing the gradients, the closed-form solutions follow swiftly. For ν we have

$$\frac{d}{d\nu} -2 \ln p(y) = -2(y - \nu \mathbf{1})^T \frac{1}{\lambda^2} \Sigma^{-1} \mathbf{1} = 0.$$

Likewise, for λ we get

$$\begin{aligned} \frac{d}{d\lambda} -2 \ln p(y) &= \frac{2}{\lambda} \text{Tr}((\frac{1}{\lambda^2} \Sigma^{-1} - \frac{1}{\lambda^2} \Sigma^{-1} (y - \nu \mathbf{1})(\frac{1}{\lambda^2} \Sigma^{-1} (y - \nu \mathbf{1}))^T) \lambda^2 \Sigma) \\ &= \frac{2}{\lambda} \text{Tr}(I - \frac{1}{\lambda^2} \Sigma^{-1} (y - \nu \mathbf{1})(y - \nu \mathbf{1})^T) \\ &= \frac{2}{\lambda} (s - (y - \nu \mathbf{1})^T \Sigma^{-1} (y - \nu \mathbf{1}) / \lambda^2) = 0. \end{aligned}$$

□

Lemma 5. Let $Y \sim \mathcal{N}(\mu_\phi, \Sigma_\psi)$ with $\phi = (\phi_1, \dots, \phi_m)$ and $\psi = (\psi_1, \dots, \psi_n)$. Then

$$-2 \ln p(y) = \ln |\Sigma_\psi| + (y - \mu_\phi)^T \Sigma_\psi^{-1} (y - \mu_\phi) + \text{const}. \quad (7)$$

Moreover, its gradients with respect to ϕ_i are

$$-2(y - \mu_\phi)^T \Sigma_\psi^{-1} \frac{d}{d\phi_i} \mu_\phi \quad (8)$$

and its gradients with respect to ψ_i are

$$\text{Tr}((\Sigma_\psi^{-1} - \Sigma_\psi^{-1} (y - \mu_\phi)(\Sigma_\psi^{-1} (y - \mu_\phi))^T) \frac{d}{d\psi_i} \Sigma_\psi). \quad (9)$$

Proof of Lemma 5. Equation (7) follows immediately by taking the logarithm of the multivariate normal probability density function, given by

$$p(y) = \frac{1}{\sqrt{(2\pi)^d |\Sigma_\psi|}} \exp(-(Y - \mu_\phi)^T \Sigma_\psi^{-1} (Y - \mu_\phi)/2).$$

Equation (8) follows from Equation (7) since

$$\begin{aligned} \frac{d}{d\phi_i} - 2 \ln p(y) &= \text{Tr}(\Sigma_\psi^{-1} \frac{d}{d\phi_i} (y - \mu_\phi)(y - \mu_\phi)^T) \\ &= -2 \text{Tr}(\Sigma_\psi^{-1} (y - \mu_\phi) \frac{d}{d\phi_i} \mu_\phi^T) \\ &= -2(y - \mu_\phi)^T \Sigma_\psi^{-1} \frac{d}{d\phi_i} \mu_\phi, \end{aligned}$$

where we have used symmetry of Σ_ψ^{-1} in the last step. Likewise, Equation (9) results from Equation (7) through the following chain of equalities:

$$\begin{aligned} \frac{d}{d\psi_i} - 2 \ln p(y) &= \text{Tr}(\Sigma_\psi^{-1} \frac{d}{d\psi_i} \Sigma_\psi) + \text{Tr}(\frac{d}{d\psi_i} \Sigma_\psi^{-1} (y - \mu_\phi)(y - \mu_\phi)^T) \\ &= \text{Tr}(\Sigma_\psi^{-1} \frac{d}{d\psi_i} \Sigma_\psi - \Sigma_\psi^{-1} \frac{d\Sigma_\psi}{d\psi_i} \Sigma_\psi^{-1} (y - \mu_\phi)(y - \mu_\phi)^T) \\ &= \text{Tr}(\Sigma_\psi^{-1} \frac{d}{d\psi_i} \Sigma_\psi - \Sigma_\psi^{-1} (y - \mu_\phi)(y - \mu_\phi)^T \Sigma_\psi^{-1} \frac{d\Sigma_\psi}{d\psi_i}) \\ &= \text{Tr}((\Sigma_\psi^{-1} - \Sigma_\psi^{-1} (y - \mu_\phi)(\Sigma_\psi^{-1} (y - \mu_\phi))^T) \frac{d}{d\psi_i} \Sigma_\psi), \end{aligned}$$

where we have used that $\frac{d}{dx} |M| = |M| \cdot \text{Tr}(M^{-1} \frac{d}{dx} M)$ and that $\frac{d}{dx} M^{-1} = -M^{-1} \frac{dM}{dx} M^{-1}$ for M a matrix-valued function of x , as well as symmetry of Σ_ψ^{-1} . \square

F USE OF LARGE LANGUAGE MODELS

Large language models were used to aid and polish writing, in particular by giving feedback on the clarity of this paper, and to a minor extent for retrieval and discovery (i.e., finding related work). No large language model generated content was directly included without further adjustments.