

---

# ON THE DESIGN AND EVALUATION OF HUMAN-CENTERED EXPLAINABLE AI SYSTEMS: A SYSTEMATIC REVIEW AND TAXONOMY

---


A PREPRINT

 **Aline Mangold**

Department Speculative Transformation  
Dresden University of Technology  
Dresden, 01062  
aline.mangold@tu-dresden.de

 **Juliane Zietz**

AG Translational Computational Psychiatry  
Charité Berlin  
Berlin, 10117  
juliane.zietz@charite.de

 **Susanne Weinhold**

Department Speculative Transformation  
Dresden University of Technology  
Dresden, 01062  
susanne.weinhold@tu-dresden.de

 **Sebastian Pannasch**

Chair of Engineering Psychology and Applied Cognitive Research  
Dresden University of Technology  
Dresden, 01062  
sebastian.pannasch@tu-dresden.de

October 15, 2025

## ABSTRACT

As AI becomes more common in everyday living, there is an increasing demand for intelligent systems that are both performant and understandable. Explainable AI (XAI) systems aim to provide comprehensible explanations of decisions and predictions. At present, however, evaluation processes are rather technical and not sufficiently focused on the needs of human users. Consequently, evaluation studies involving human users can serve as a valuable guide for conducting user studies. This paper presents a comprehensive review of 65 user studies evaluating XAI systems across different domains and application contexts. As a guideline for XAI developers, we provide a holistic overview of the properties of XAI systems and evaluation metrics focused on human users (human-centered). We propose objectives for the human-centered design (design goals) of XAI systems. To incorporate users' specific characteristics, design goals are adapted to users with different levels of AI expertise (AI novices and data experts). In this regard, we provide an extension to existing XAI evaluation and design frameworks. The first part of our results includes the analysis of XAI system characteristics. An important finding is the distinction between the core system and the XAI explanation, which together form the whole system. Further results include the distinction of evaluation metrics into affection towards the system, cognition, usability, interpretability, and explanation metrics. Furthermore, the users, along with their specific characteristics and behavior, can be assessed. For AI novices, the relevant extended design goals include responsible use, acceptance, and usability. For data experts, the focus is performance-oriented and includes human-AI collaboration and system and user task performance. Several limitations in the reviewed literature were identified: there is a lack of validation, standardization, and documentation; the evaluation is focused on particular metrics, rather than holistic; and the evaluation of explanatory and transparency components of the system is often neglected in user studies. These research gaps could be addressed by integrating existing XAI evaluation frameworks and developing validated questionnaires.

**Keywords** Explainable artificial intelligence (XAI), human-computer interaction (HCI), machine learning, explanation, transparency, human-centered

# 1 Introduction

Over the past decade, Artificial Intelligence (AI) has rapidly spread across various sectors [1], including, healthcare [2], marketing [3], and finance [4]. Therefore, it is becoming an integral part of high-stake decision-making tasks such as medical diagnosis, personal data analysis, and credit scoring. These applications have made AI an indispensable tool, but have also raised concerns about its influence and the potential consequences of its misuse [5]. For example, when confronted with inaccurate AI recommendations, healthcare professionals may make incorrect diagnostic decisions [6], which can be risky for patients.

Bender [7] emphasized AI’s risk for further societal impacts, such as bias or misinformation. To mitigate these effects, there is a growing demand for AI systems to be accountable, controllable, and explainable [8]. Explainability aims to help end users understand how systems arrive at their predictions or recommendations to promote safe use in critical applications [9]. Furthermore, explainable algorithms can reveal unfairness in decision-making processes related to socio-demographic characteristics [10] and misinformation in social media posts [11]. Despite the demand for explainability, "Black-box models" are currently the dominant approach in AI [12]. Black-box models, such as deep learning models, lack an interpretable structure and explanation that describes how their output was produced. Although some models like decision trees are more easily interpretable by users and can be designed transparently (white-box models) [13], black-box models often provide higher predictive accuracy. This leads to a trade-off between accuracy and transparency [12].

Since black-box models are commonly used and provide great potential in output quality it is important to gain a deeper understanding of their inner workings. This need was addressed by the Defense Advanced Research Projects Agency (DARPA) [14], which introduced the concept of explainable AI (XAI). The DARPA XAI program aimed to advance explainable machine learning (ML) by exploring three primary methods. These are: adapting deep learning to produce interpretable features; creating structured causal models; and using model induction to derive explainable versions of black-box models.

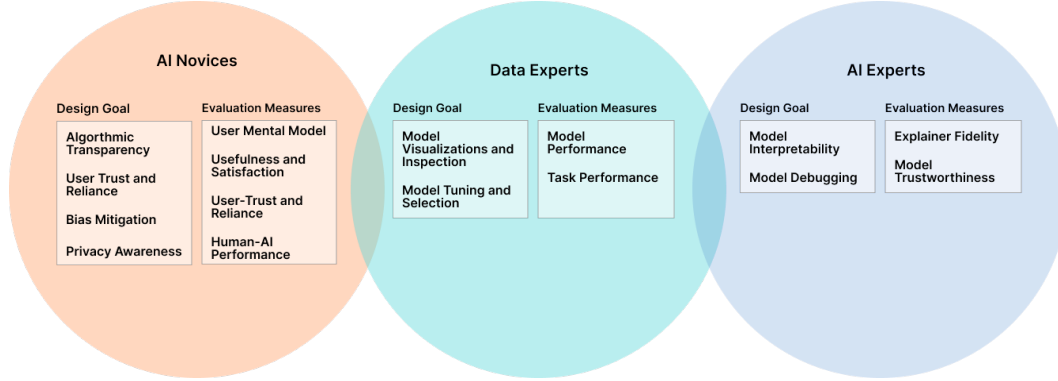
Building on this program, various XAI algorithms have emerged [15]. However, even though XAI methods like Local Interpretable Model-Agnostic Explanations (LIME) [16] have gained traction, they remain predominantly suited for AI developers rather than end-users. Introduced in 2016, LIME offers a way to interpret predictions from any machine learning model, by creating locally faithful explanations for individual predictions. This approach is particularly valuable for developers in debugging or validating models by analyzing how predictions shift with small input changes [17]. However, outputs produced by LIME contain various technical terms and mathematical expressions that could impede end-user understanding.

Another issue is that XAI methods are not only primarily targeted toward developers but are often only evaluated from a technical point of view. This means that they do not incorporate users of any kind [18]. For instance, when assessing XAI from a technical standpoint, factors such as correctness (the degree to which the explanation aligns with the predictive model) and completeness (the extent to which the explanation clarifies the predictive model) can be considered. From a user perspective, on the other hand, metrics such as explanation satisfaction and accurate user mental models could be useful indicators of explanation quality [19]. As noted in the literature [20], there is indeed a distinction between XAI evaluations that are **computer-centered** [21] and those that are **human-centered**. Computer-centered evaluations do not incorporate users. In contrast, human-centered evaluation methods are assessed with users in the context of use, which helps to incorporate their perspective.

The evaluation of systems is an essential part of various development frameworks. For instance, the design science research process [22] describes the development of systems as an iterative procedure with several design cycles. As evaluation studies are placed at the end of each design cycle, the development of design artifacts and processes occurs first. To align this step with the needs of XAI system users, human-centered design goals must be defined before development. Mohseni [23] identified three different user groups for XAI: AI novices, data experts, AI experts. AI experts design ML algorithms and interpretation techniques for XAI systems; data experts use ML for analysis, making decisions, or conducting research, and AI novices are end-users who use AI products in their daily lives but have little to no experience with ML systems. Besides this distinction in XAI user groups, Mohseni [23] provided design goals for each group, see figure 1. In our context, we refer to design goals as objectives that guide the development and implementation of XAI systems. These are influenced by the users’ overall objectives, including both demands related to the tasks that need to be solved with the system and generally applicable demands, such as affective needs or ethical standards that the system is expected to meet. While AI experts and data experts use XAI for model debugging and inspection, AI novices may prioritize ethical and affective considerations such as transparency, trust, and reliance. Thus, when designing XAI systems for different user groups, it is important to consider the specific design goals for each group. For instance, user trust can be improved by dialogically presented explanations [24]. In contrast, when developing systems that should assist users in model debugging, XAI explanations should include various summary

statistics [25]. Nevertheless, rather than solely focusing on the explanation in XAI design, the system needs to be considered in its entirety. For instance, Shneiderman [26] proposed two approaches to AI design: emulation (mimicking human abilities), and the creation of useful applications that solve real-world problems. An XAI explanation can help the user understand the system and use it more effectively, but it cannot solve user tasks. Thus, designing for real-world problems can only be achieved by an XAI system as a whole, not solely by an XAI explanation.

Figure 1: User Groups of XAI adapted from Mohseni [23].



In this paper, we contribute to the adoption of human-centered design and evaluation practices by providing relevant design goals for distinct user groups (AI novices and data experts) and possible evaluation metrics for XAI systems. AI experts, which present the third user group of XAI were not found as a target group in the reviewed literature and are therefore no subject of this paper. Our approach extends prior evaluation and design frameworks (e.g. [23]). Furthermore, we provide guidance on selecting appropriate metrics, validated questionnaires, and best practices for conducting user studies. To this end, we review 65 user studies of XAI systems across various domains and application contexts. Our review makes three key contributions to the field.

- First, to the best of our knowledge, it provides the most holistic overview of human-centered evaluation measures currently employed in XAI research.
- Second, it pairs these evaluation measures with relevant design goals for two user groups (AI novices and data experts) of XAI systems.
- Third, it extends existing XAI evaluation taxonomies derived from previous reviews.
- Lastly, it identifies key research gaps and areas for improvement within XAI research and provides recommendations and guidelines to improve it.

The structure of this paper is as follows: Section 2 provides a detailed explanation of XAI and related concepts, followed by a review of current XAI evaluation practices and related literature. Section 3 outlines our methodology. In section 4, we introduce our descriptive results, including paper publication dates, application domains, and participants. In Section 5, we present the synthesis of the concepts identified in the literature: Section 5.1 introduces our categorization of XAI systems and evaluation metrics, and Section 5.2 includes our design goals adapted to AI novices and data experts. Section 6 summarizes our findings and discusses the limitations and possibilities for extending our taxonomy and future research. In Section 7, we present a conclusion to our work.

## 2 Background

Despite its potential to explain black-box models, the research community does not agree on what exactly constitutes XAI [27]. Furthermore, many associated terms around the concept of XAI also lack agreement. Therefore, to ensure an effective review and discussion of XAI evaluation practices, it is crucial to define XAI and its related terms that align with our specific context.

### 2.1 XAI

Machine learning explanations are increasingly essential in critical applications such as healthcare or finance. For instance, in the medical field, XAI helps clinicians understand AI predictions in diagnoses and treatments [28]. In

finance, XAI provides transparency in complex predictive models for tasks like credit scoring [29]. XAI systems aim to clarify the reasoning behind model decisions, helping users to understand data processing, detect bias, and identify system issues [30]. However, despite its increased usage and associated benefits, a consensus on what constitutes XAI is still pending, and various definitions exist. For example, Gunning [14] predicted that “*XAI will create a suite of machine learning techniques that enables human users to understand, appropriately trust, and effectively manage the emerging generation of artificially intelligent partners*”, whereas Barredo Arrieta [31] defines XAI as following: “*Given an audience, an explainable Artificial Intelligence is one that produces details or reasons to make its functioning clear or easy to understand.*”. The first definition conceptualizes XAI as a set of machine learning techniques. In contrast, the second definition removes this technical focus and emphasizes the adaptability of an AI system’s explainability according to the needs and capabilities of its audience. However, as we deal with human users, in our context, XAI does refer to:

*AI systems that provide user explanations of model predictions or overall model functioning understandably.*

This description differs from the aforementioned definitions concerning two aspects: (i) The generation of XAI explanations is not necessarily dependent on machine learning algorithms, and (ii) the intended audience for XAI explanations are human users. Since *explanations* are an essential part of our understanding of XAI, we want to elaborate on this concept. The term “*explanation*” can be used in interaction contexts between two people. For example, Schmid [32] outline that “*in human–human interaction, explanations have the function to make something clear by giving a detailed description, a reason, or justification*”, while Palacio [27] suggest that “*an explanation is the process of describing one or more facts, such that it facilitates the understanding of aspects related to said facts (by a human consumer).*” Other definitions focus on the explanation of the ML model by saying that an explanation is a “*presentation of (aspects of) the reasoning, functioning and/or behavior of a machine learning model in human-understandable terms.*” [18]. The latter definition is interesting since only the consumer is human, but the transmitter of the explanations is not further defined; furthermore, “*facts*” are specified as “*reasoning, functioning and behavior*”. For our context, we provide the following definition for explanations:

*An explanation is provided by an XAI system (sender) and is the product of a process that describes the internal functioning of the model in such a way that it is understandable by the user (receiver) and makes it easier for them to comprehend the model.*

## 2.2 XAI Terminology

In addition to the overarching concept of XAI, several related sub-terms have emerged that also lack consensus. The initial step of this review was a scan of prominent XAI literature reviews to gain an overview of the current research landscape and identify relevant research gaps [33]. In this regard, we extracted significant XAI-related terms that could form part of our search query in subsequent steps of the systematic literature review. These terms represent the target properties of XAI: **explainability**, **interpretability**, **transparency**, and **understandability (equivalent with intelligibility)**. For the sake of clarity, we have provided definitions from the literature, but it should be noted that these terms will be redefined later based on the literature we have reviewed. The target properties of XAI, as outlined in table 1, are introductory descriptions that represent partly overlapping constructs and vary depending on the context. For this reason, these terms are often used interchangeably by researchers [34].

## 2.3 Current XAI Evaluation Practices

To assess the target properties of XAI, as outlined in section 2.2, it is necessary to conduct evaluation studies. However, at present, the assessment of XAI systems is predominantly technical [18]. The authors found that only one out of five papers examined included a user evaluation of the XAI system. Moreover, recent surveys [34, 36, 37] have identified shortcomings in current XAI user evaluations. Anjomshoei [36] reviewed 62 studies and found that while 97% of the studies recognized the need for user explanations, 41% lacked user evaluation, and many failed to report and discuss their findings comprehensively. Adadi [34] analyzed 381 papers and found that only 5% explicitly focused on XAI evaluation. Furthermore, Doshi-Velez [37] identified a lack of standardization regarding the evaluation of interpretability across specific user contexts and tasks. Thus, they emphasized that explanations need to meet user needs across different domains. Their proposed framework also recommends measuring interpretability through behavioral outcomes rather than subjective opinions alone. Subsequently, researchers need to develop quantitative behavioral benchmarks to assess the effectiveness of explanations objectively.

Table 1: Target Properties of XAI

Term	Description
<b>Explainability</b>	The ability to explain the underlying model and its reasoning with accurate and user-comprehensible explanations [23].
<b>Interpretability</b>	Interpretability indicates the degree that an AI model becomes clear to humans in a passive way [31].
<b>Transparency</b>	A level to which a system provides information about its internal workings or structure [35].
<b>Understandability (Intelligibility)</b>	Characteristic of a model to make a human understand its function – how the model works – without any need for explaining its internal structure or the algorithmic means by which the model processes data internally [31].

*Note:* Due to the varying definitions and interpretations across different literature and application domains, this table is provided as a quick overview and does not claim completeness.

## 2.4 Related Reviews and Guidelines

In response to the shortcomings of human-centered evaluation of XAI systems, several reviews have been conducted, resulting in different taxonomies. Kim [20] provided a comprehensive overview of these taxonomies on a high level. We extended this overview by adding Naveed’s [38] distinction of test scenarios and Kim’s [20] XAI evaluation levels in table 2. In the current XAI evaluation literature, **human-centered** approaches with users and **computer-centered** approaches without users distinguish XAI evaluation on a high level. This paper will focus on **human-centered** approaches since we want to investigate evaluation approaches with human users. The overall distinction of the two approaches answers the question of *who* evaluates the system and in *what context of use* it is evaluated. Kim [20] further addressed the question of *Which aspect of the system is evaluated* by introducing the distinction between the evaluation of the *quality of explanations* and the *contribution of the explanation to the user experience*. The first includes aspects directly related to the explanation, such as the understanding of the explanation or the ease of understanding the explanation. The second one focuses on the remaining parts of the system and includes aspects like satisfaction with the system or the usefulness of the system.

Doshi-Velez [37] distinguishes evaluation approaches based on *Who* evaluates the system and *Which tasks* are used in the evaluation. Functionality-grounded evaluations use algorithmic metrics [41] and formal definitions to assess explanation quality objectively without human participants. **Application-grounded** evaluations involve expert users in real applications to measure aspects like explanation quality [18]. **Human-grounded** evaluations engage less experienced users to evaluate constructs like understandability, trust, and usability in simple tasks [18]. Our reviewed papers both address **application-grounded** evaluations with domain experts and **human-grounded** evaluations with lay users. The user groups identified by Mohseni [23] can be distinguished by their AI usage contexts: no (or very little) expertise and usage of ML-based systems in everyday life (AI Novices), usage of ML for analysis, research, and decision-making (Data Experts), and design of ML algorithms and interpretability techniques (AI Experts). Due to their different tasks, objectives, and characteristics, these user groups require different design goals and metrics for effective evaluation. According to the taxonomy, AI and data experts have technical application cases, such as model debugging or model tuning and selection. For that reason, technical, objective metrics such as explainer fidelity or model task performance must be measured. AI novices need value-driven features such as algorithmic transparency or privacy awareness, which are reflected in non-technical metrics such as user satisfaction or user trust. We argue that data experts and AI experts need additional non-technical metrics because they are human users with distinct affective states and cognitive processes. Since user studies with AI experts were not present in the literature reviewed, this paper addresses only **AI novices** and **data experts**.

Besides addressing diverse user groups, XAI evaluation can take place in different scenarios. For instance, **real-world scenarios** [38] involve real-world cases in which AI decisions affect individuals or entail a risk of impact on the lives

Table 2: Existing Taxonomies in XAI Evaluation

Evaluation Aspect	Description
XAI Evaluation Approach [19, 21]	<ul style="list-style-type: none"> <li>• Decontextualized without users (<b>computer-centered</b>)</li> <li>• In-context of use, with users (<b>human-centered</b>)</li> </ul>
XAI Evaluation Levels [20]	<ul style="list-style-type: none"> <li>• Evaluation of the <b>quality of explanations</b></li> <li>• Evaluation of the <b>contribution of explanations to user experience</b></li> </ul>
User Types and Tasks	<ul style="list-style-type: none"> <li>• <b>Functionality-grounded</b>: evaluations that do not involve users and use proxy tasks [37]</li> <li>• <b>Human-grounded</b>: evaluations involving laypeople on simplified tasks [37], also known as <b>concept-driven</b> evaluations [38]</li> <li>• <b>Application-grounded</b>: evaluations with domain experts and real tasks, also referred to as <b>domain-driven</b> evaluation [38]</li> </ul>
User Types [23]	<ul style="list-style-type: none"> <li>• AI experts</li> <li>• <b>Data experts</b></li> <li>• <b>AI Novices</b></li> </ul>
Evaluation Scenarios [38]	<ul style="list-style-type: none"> <li>• <b>Real-world scenarios</b> with highly critical impact</li> <li>• <b>Illustrative scenarios</b> with less critical impact</li> </ul>
Metric Types	<ul style="list-style-type: none"> <li>• <b>quantitative data type</b> vs. <b>qualitative data type</b>[18, 39]</li> <li>• <b>subjective data perspective</b> vs. <b>objective data perspective</b>[40]</li> </ul>

Note: Aspects in grey are not the subject of this review paper. Aspects in bold are subject of this review paper.

of individuals, groups, or society. These are domains where the stakes of AI decisions are high and require rigorous and reliable explanation systems. **Illustrative scenarios**, on the other hand, include domains or evaluation scenarios where AI decisions have little impact or where researchers envision simple scenarios to illustrate an approach and the explanations it produces.

Zhou [40] categorizes evaluation metrics into **subjective** (e.g., trust, satisfaction) and **objective** (e.g., task accuracy, gaze fixation) types, focusing on user perception versus measurable indicators. Similarly, Vilone [39] and Nauta [18] distinguish between **qualitative** and **quantitative** metrics.

In table 3 we provide an overview of related XAI evaluation reviews and distinguish them from our work. Most papers differ from ours in that they use their own review method, which in some cases is transparently disclosed, stating the searched databases and search query (e.g., [18]). However, in some cases, we could not find adequate information regarding the review process (e.g. [21]). We use the composite literature review method, a systematic approach introduced by Brendel [33], while transparently disclosing all conducted steps. Furthermore, some reviews focused on different perspectives, such as computer-centered and human-centered evaluation practices (e.g. [18]). While we solely focus on human-centered practices, we are delving deep into the used metrics in this area. Furthermore, we incorporate a design perspective, building on the work of Mohseni [23]. Other reviews focus on evaluation aspects that differ from ours. For instance, Kim [20] investigated the meaningfulness of explanations, while we focus on aspects concerning all components of an XAI system.

Table 3: Overview of Literature Reviews

Authors	Publication Year	Research Questions	Review Method	Resulting Artefacts	Distinction from Our Review
---------	------------------	--------------------	---------------	---------------------	-----------------------------

[37]	2018	Not explicitly stated	Not explicitly stated (own method)	Taxonomy	<ul style="list-style-type: none"> <li>• Methodological approach (unknown review method)</li> <li>• Focus (overall evaluation approaches)</li> </ul>
[20]	2024	<ul style="list-style-type: none"> <li>• “How is the meaningfulness of XAI explanations evaluated in user studies?”</li> </ul>	PRISMA; systematic	Taxonomy	<ul style="list-style-type: none"> <li>• Focus (meaningfulness of explanations)</li> </ul>
[21]	2022	Not explicitly stated	Not explicitly stated (own method)	Tables	<ul style="list-style-type: none"> <li>• Methodological approach (unknown review method)</li> <li>• Perspective (computer-centered and human-centered evaluation)</li> </ul>
[23]	2021	Not explicitly stated	Not explicitly stated (own method)	Concept Matrices, Design Goals	<ul style="list-style-type: none"> <li>• Methodological approach (unknown review method)</li> <li>• Foundation of our work</li> </ul>
[18]	2023	Not explicitly stated	Not explicitly stated (own method)	Co-12 explanation properties, Tables	<ul style="list-style-type: none"> <li>• Perspective (computer-centered and human-centered evaluation)</li> <li>• Focus (co-12 desired explanation qualities)</li> </ul>
[38]	2024	<ul style="list-style-type: none"> <li>• “What are the common practices in terms of patterns and essential elements in empirical evaluations of AI explanations?”</li> <li>• “What pitfalls, but also best practices, standards, and benchmarks, should be established for empirical evaluations of AI explanations?”</li> </ul>	Scoping review; un-systematic	Concept Matrices, evaluation guidelines	<ul style="list-style-type: none"> <li>• Methodological approach (unsystematic)</li> <li>• Focus (solely on metrics)</li> </ul>
[39]	2021	Not explicitly stated	Not explicitly stated	Tables	<ul style="list-style-type: none"> <li>• Methodological approach (unknown review method)</li> <li>• Perspective (computer-centered and human-centered)</li> </ul>

[40]	2021	Not explicitly stated	Not explicitly stated	Taxonomy, Tables	<ul style="list-style-type: none"> <li>• Methodological approach (unknown review method)</li> <li>• Focus (overall evaluation approaches)</li> <li>• Perspective (computer-centered and human-centered)</li> </ul>
Our review	-	<ul style="list-style-type: none"> <li>• “How can existing XAI evaluation metrics be integrated to enable a human-centered evaluation of XAI systems?”</li> <li>• “Which design goals can be derived from existing XAI evaluation literature?”</li> </ul>	Composite literature review method; systematic	Concept Matrices, Design Goals, evaluation and design guidelines, taxonomy	-

### 3 Review Method

This literature study addresses the following research questions:

*RQ 1: How can existing XAI evaluation metrics be integrated to enable a human-centered evaluation of XAI systems?*

*RQ 2: Which design goals can be derived from existing XAI evaluation literature?*

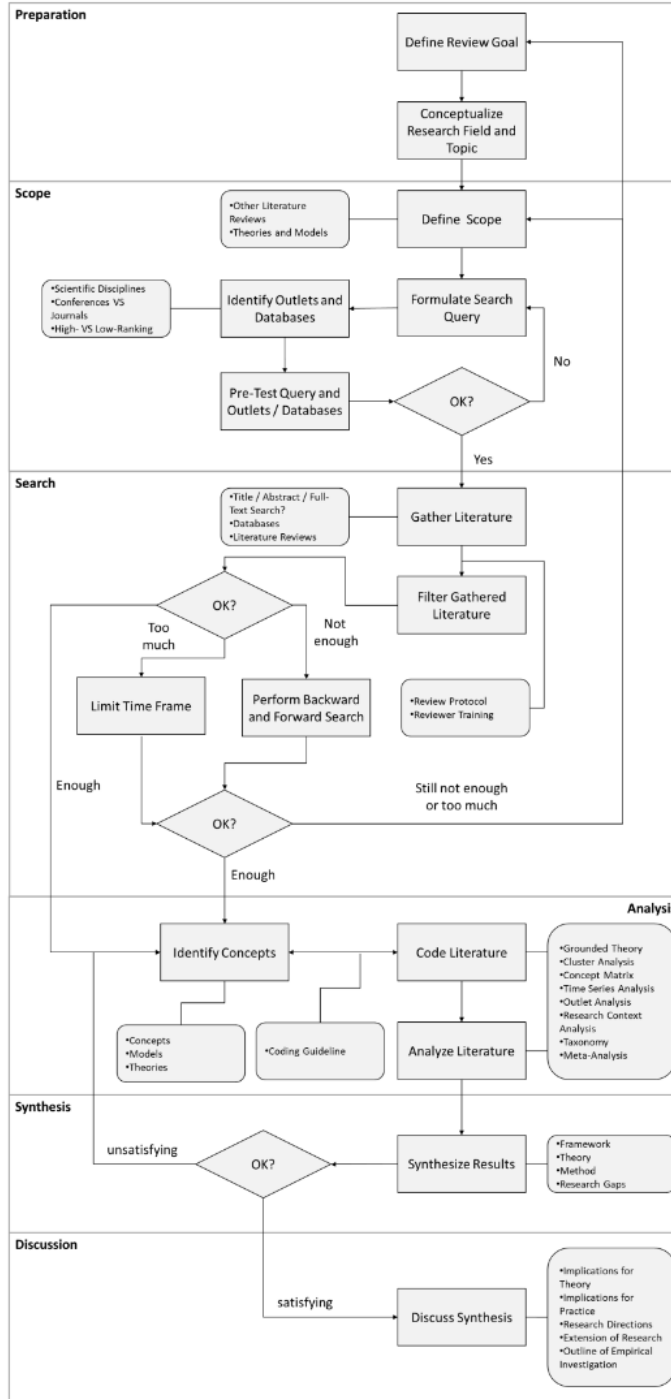
To answer these questions, we only considered studies that evaluate XAI systems with human users and extracted relevant aspects of the used evaluation methodology. Subsequently, we will describe the method that was used to identify, select, and analyze the relevant papers.

#### 3.1 Composite Literature Review Method

In the current literature, several methods for conducting literature reviews have been proposed [42]. This inconsistency in conducted literature reviews could lead to a lack of comparability and discrepancy in findings. To address these challenges, Brendel [33] provided a synthesis of the most common practices employed in literature reviews. This "Composite Literature Review Method" is illustrated in figure 2. The following subsections will address each step of the methodology, including preparation, scope, search, and analysis. The results section will address the synthesis step, while the discussion section will refer to the discussion step.



Figure 2: Composite Literature Review Method. Reproduced from Brendel [33], licensed under CC BY-NC-ND 4.0.



### 3.1.1 Preparation

To conduct a literature review, the first steps are to define the review goal and conceptualize the research field and topics. As outlined in section 2, the initial phase of this literature review entailed a comprehensive examination of existing literature reviews on XAI e.g.[23, 18, 31]. We used these reviews to extract target properties of XAI systems which were used in a first search query.

### 3.1.2 Scope

The next critical step in our process was to narrow the scope of our research. A broad scope could yield results that are not directly relevant to the research question, while a specific scope could exclude important research papers. We narrowed our scope by defining the following **inclusion criteria**:

- evaluation of an **XAI system**
- **human-centric** evaluation metrics
- **human users** as test subjects

Based on our previous findings and inclusion criteria we developed an initial search query. The databases used for this literature review were:

- Institute of Electrical and Electronics Engineers (IEE Explore)
- Association for Computing Machinery (ACM)

We decided to include papers from **2016-2023**. We chose this starting date because 2016 marks the introduction of the LIME algorithm [16], a significant milestone in XAI research. The literature search was conducted in January 2024. We pre-tested and adapted our query on the aforementioned databases iteratively until it yielded satisfactory results (an adequate amount of papers matching our inclusion criteria). The final search query was the following:

*("interpretability" OR "explainability" OR "transparency" OR "understandability") AND  
 ("AI" OR "artificial intelligence" OR "machine learning" OR "deep learning") AND  
 ("XAI" OR "explainable AI" OR "interpretable AI") AND  
 (test\* OR "evaluation") AND  
 ("user" OR "non-expert user" OR "domain expert" OR "lay user") AND  
 ("usability testing" OR "user experience" OR "effectiveness assessment" OR "user feedback") AND  
 ("cognitive load" OR "trust" OR "engagement") AND  
 ("qualitative" OR "quantitative").*

### 3.1.3 Search

Using the final query, we conducted a full-text search on ACM (314 results) and IEEE (138 results). We filtered the gathered literature in a two-step process:

1. Read abstracts and filter based on inclusion criteria.
2. Read full-texts and define exclusion criteria.

After the first filtering step, we ended up with 116 papers. In the next step, papers were excluded according to the following criteria:

- Wrong publication type (e.g., review paper, survey, guideline)
- No XAI system (e.g., AI system without explanatory components)
- Broad focus (e.g., Automation, Robotics)
- Lack of traceability (e.g., no reporting of evaluation metrics)

After this second step, 65 papers were identified as suitable for review. As the number and quality of papers were satisfactory, no backward search (citation backtracking) was conducted.

### 3.1.4 Analysis

Once the relevant papers for the review had been identified, the next step was to extract the key concepts from the selected literature. We applied an inductive approach, which is data-driven [43], to identify relevant concepts. We chose a concept matrix to provide a visual representation of the coded papers. A concept matrix is a structured tool to organize and analyze information by categorizing it into key concepts. The rows represent the items being analyzed (research papers). Columns represent the criteria used to categorize and compare the rows (e.g., a certain evaluation metric). Cells contain the evaluations related to the intersection of a row and a column (presence of a certain characteristic). Two raters independently read and rated the papers to develop an overall concept scheme and assign the concepts

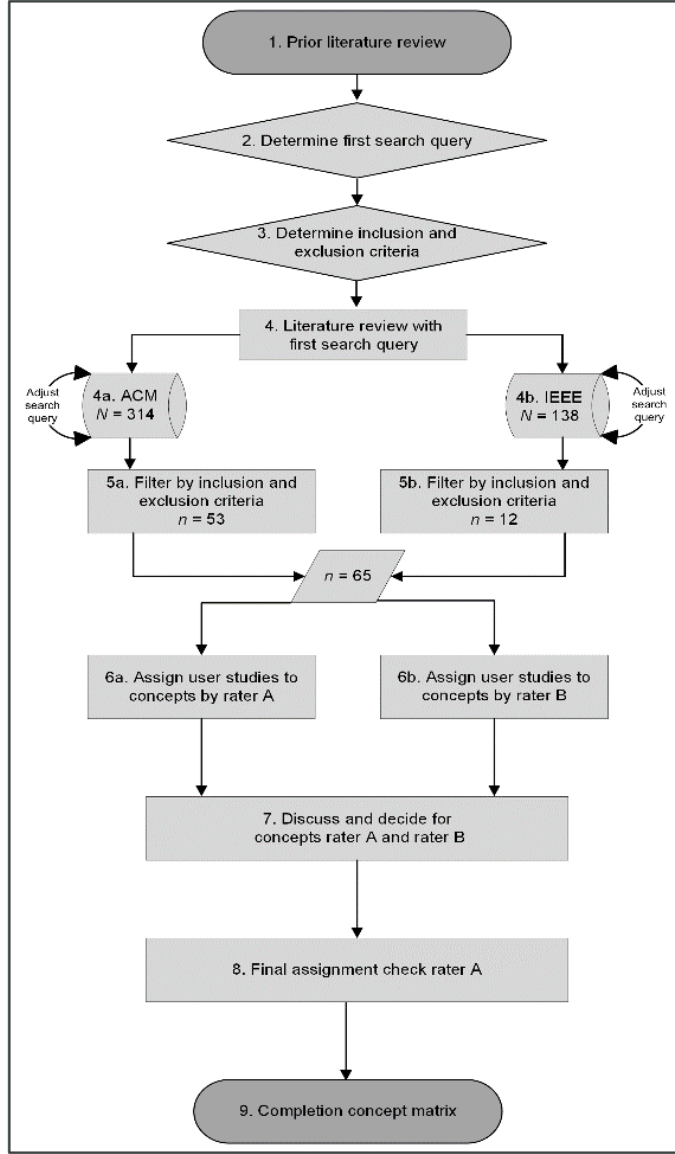
to each paper. To guarantee a uniform and impartial rating procedure, definitions for each concept were established. Furthermore, the ratings were conducted following the following coding guidelines:

- Only concepts that occur five or more times are included. Please find excluded concepts in appendix 8.
- Evaluation sections with end-users are considered for concept assignment.
- Only the final evaluation section is considered (rather than earlier evaluations of prototype drafts).
- If several concepts apply to the same sub-concept, all are assigned.
- No concept assignment without sufficient descriptions.
- Name concepts according to our definition.

The concept scheme was modified on several occasions throughout the process based on discussions between the raters. The final assignment of concepts to papers was conducted through a joint discussion between the raters regarding their initial ratings. The final assignment check was conducted by one rater to guarantee that no concepts had been overlooked in the papers and that no erroneous concept assignments had been made. Please find an illustration of the concept matrix development process in figure 3. The process resulted in two distinct concept matrices, one describing the properties of the XAI system (core system and explanations) and one describing the metrics applied in the user study (regarding the core system, explanations, and the users themselves). Please find the corresponding concept matrices in appendix A.

To derive specific design goals for AI novices and data experts, each paper was reviewed another time by a third investigator. In particular, the sections addressing the research questions of the evaluation study were analyzed. Design goals were formulated in a way that left minimal possible overlap with other design goals. Design goals were assigned to the user groups based on the target group addressed in the evaluation study. Then, evaluated metrics from the methods section of the papers were assigned to design goals based on the frequency of their occurrence.

Figure 3: Development of the Concept Matrix

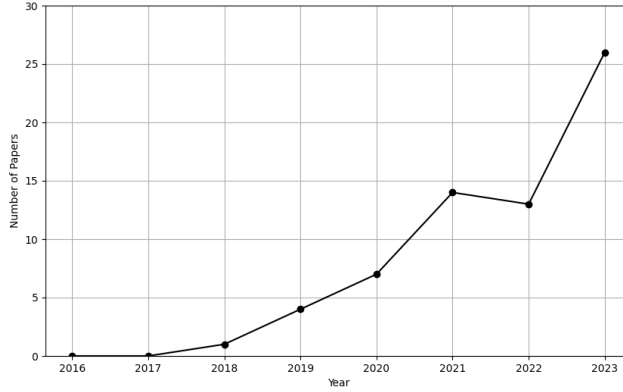


## 4 Descriptive Results

### 4.1 Publication Year

Figure 4 presents the annual count of reviewed papers from 2017 to 2023. The data indicates a general upward trend in the number of papers, beginning at zero in 2016 and 2017 and reaching a peak of 26 papers in 2023. A notable shift in the trend is evident between 2021 and 2022, with a slight decline from 14 to 13 papers published. Then, from 2022 to 2023, a surge follows. This suggests a growing interest or output in the field of human-centered XAI evaluations.

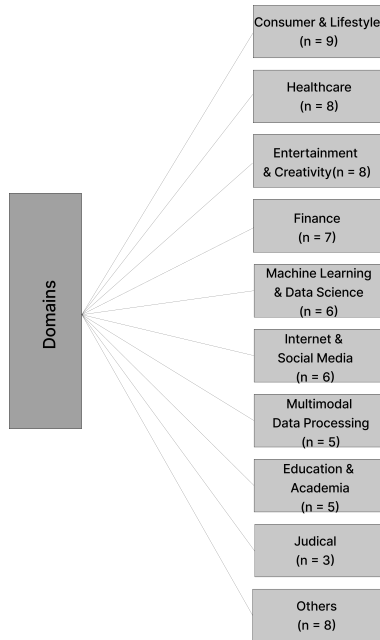
Figure 4: Number of Reviewed Papers by Year.



## 4.2 Paper Domains

Figure 5 illustrates the distribution of the included papers according to their respective application domains. The highest number of papers ( $n = 9$ ) were categorized as "Consumer & Lifestyle", for instance, fitness [44] or navigation applications [45]. The second highest number ( $n = 8$ ) were applications in the healthcare domain, for example, systems to support medical diagnosis for healthcare professionals [46, 47] or provide health recommendations for patients [48]. Among the "Entertainment & Creativity" ( $n = 8$ ) domain, mainly gaming systems were present e.g. [49, 50].

Figure 5: Application Domains among Reviewed Papers.



## 4.3 Participants

Participants of the XAI evaluation were classified as either domain experts or lay users. Those designated as domain experts had either been pre-selected based on their domain expertise or demonstrated such expertise through a survey. In most cases, we classified participants only as lay users ( $n = 31$ ). In some of the papers, lay users were the only participant group, for example, as users of smart-home environments [51] or in a fictive sales game [52]). In other papers, both lay users and domain experts participated, for example, in evaluating a visual analytics tool [53] ( $n =$

13). In 18 papers, only domain experts and no lay users participated in the user studies. These came from various backgrounds. For example, domain experts could be biologists [54], healthcare professionals like doctors or nurses [47], or video game players [50]. Furthermore, participants were divided into AI novices (lay users or domain experts) and data experts. Most papers evaluated their system only with AI novices ( $n = 56$ ). In 4 papers, systems were only evaluated by data experts. In 5 papers, systems were evaluated by AI novices and data experts.

## 5 Synthesis

### 5.1 Taxonomy of XAI System Properties and Evaluation Metrics

We have developed two distinct concept matrices according to the process described in section 3. The first matrix describes the evaluated XAI system and its properties at the core system and explanation level. The second matrix describes the evaluation metrics at the core system, explanation, and user level. Please refer to the overview of the definition of each coded concept and corresponding examples derived from the literature in tables 4 and 5.

Table 4: XAI Properties Concepts

Concept	Explanation	Example
Analysis/Assessment System	A system that provides analyzed and/or assessed information.	A tool that categorizes the content of drawings. [55]
Decision Support System	A system that helps making informed decisions by analyzing, assessing and providing relevant information.	A navigation system recommending various routes. [56]
Gaming System	A system used for games and gaming.	A tool that enables users to play a sales game and provides recommendations. [52]
Recommender System	A system that provides suggestions.	Recommended movies based on user’s review of other movies. [57]
Graphical	The explanation is provided graphically.	Colors signaling the importance of a feature for output generation. [58]
Numerical	The explanation is provided in numbers.	Confidence scores or percentages. [59]
Textually	The explanation is provided textual (spoken and/or written).	AI-generated chat answer. [60]
Local	Explanation about specific output.	Marking words that have the highest influence on the output in an analyzed text. [61]
Global	Explanation about general model behavior.	Description of algorithms behind the AI. [62]
Contrastive/Counterfactual	A system’s output is explained by why it occurred and not another.	Why option A rather than option B. [63]
Example-based	A system’s output is explained by examples.	Examples from the training data that resulted in a similar or identical output. [64]
Rule-based	A system’s output is explained by rules.	The models’ decision tree. [65]
Causal	A system’s output is explained by causalities.	Option A was chosen to cause situation B. [66]
Feature-based	The output of a system is explained by revealing the features that influenced the output.	Highlighting words in biography texts that were relevant for a job description. [58]
Interactive	Interactions with the systems explanations are possible.	Users can ask to specify the explanation. [56]
Static	For the user, it is not possible to interact with the systems explanations.	The explanation is informative only. [67]

Table 5: XAI Evaluation Concepts

Concept	Explanation	Example
Satisfaction	Users’ general experience and opinion of the system.	Ratings, e.g., satisfaction with the information received from the system. [59]
Trust	Users’ reliance that the system and its output is accurate.	Ratings, e.g., faith in the provided information [59], or behavior related to trust, e.g., willingness to follow a recommendation. [68]
Mental Model	User’s conceptual understanding of how the system functions, including its purpose.	Users have to explain their understanding of the algorithms. [69]
Understandability	Perceived ease to understand how the system functions.	Ratings, e.g., ability to comprehend what the system does. [59]
Task load	Perceived cognitive load while using the system.	Ratings, e.g., cognitive effort. [70]
Ease of Use/Learning	Perceived cognitive effort to use and learn how to use the system.	Ratings, e.g., overall ease to use the system. [59]
Effectiveness	Perceived performance quality and success of the system.	Ratings, e.g., how well an AI bot plays a game. [50]
Efficiency	Perceived saved time/effort caused by the systems help.	Ratings, e.g., acquisition of quick suggestions. [60]
Usefulness	Perceived usefulness of the system.	Ratings, e.g., how much the system supports the user to accomplish a task. [59]
Intention to use	Users willingness to use the system again.	Ratings, e.g., the intention to use the system frequently. [59]
Transparency	Perceived clarity of the relationship between feature values and the model’s decision.	Ratings, e.g., sufficiency of provided explanations. [60]
Explanation usefulness	Perceived usefulness of explanations to understand the system.	Ratings, e.g., helpfulness of highlighted words indicating feature importance in the output. [71]
Explanation satisfaction	Satisfaction with the explanations of the system.	Ratings, e.g., about the goodness of explanations. [52]
AI Familiarity	Knowledge of and/or experience in AI tools.	Ratings, e.g., about comprehension of AI. [59]
Cognitive Style	Measurements of the way people think or engage in tasks.	Enjoyment and engagement in cognitive activities. [47]
Domain Expertise	Familiarity with task and/or domain that is addressed by the system.	Gaming experience in a gaming system evaluation. [50]
Prior Trust	General trust in AI or automation prior to the study.	Ratings, e.g., prior trust in machine learning. [72]
User Behavior	User actions and interactions that do not directly affect task performance. User behavior can also include biometrical measures.	Users’ tendency to skip or access explanations.[73]; Users’ EEG response when interacting with the system [70]
User Task Performance	User actions and interactions that are performance-related.	Average decision time in a decision-making task. [74]

### 5.1.1 Evaluated XAI Systems

Most of the evaluated XAI systems were analysis systems ( $n=38$ ). These systems provide analysis and evaluation of data regardless of the domain. For example, it could be assessing whether a social media post contains sensitive information [75] (Internet & Social Media), image classification [76] (Multimodal Data Processing), or fairness judgments [77] (Judicial). Analysis systems are not clearly aimed at influencing users’ decisions, in contrast to decision support systems. For example Ibrahim [78] used different explanation types in a decision support system to influence participants’ risk

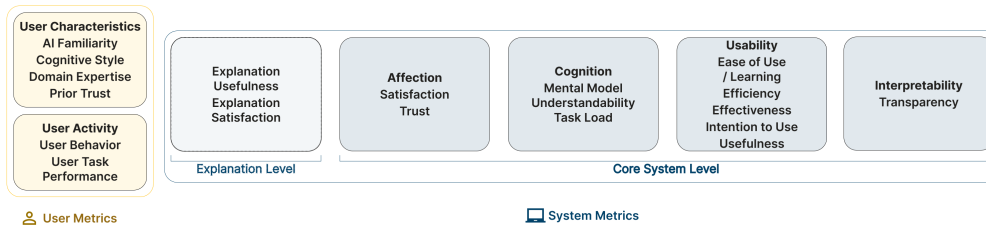
assessment of a criminal’s recidivism (Judicial). On the other hand, recommender systems are mostly aimed at providing recommendations, such as movie recommendations for users [70] (Consumer & Lifestyle).

Most XAI explanations were graphical (e.g. Graphs [46];  $n=43$ ) or textual (e.g. written, verbal explanations [75];  $n=49$ ). It is important to note, that many XAI explanations were multimodal. Most XAI explanations explained individual outputs locally (e.g., [56];  $n=42$ ), either in addition to a global explanation or only as a local explanation. There were several explanatory approaches. The most prominent were feature-based explanations, which also aligns with other literature reviews [20]. Feature-based explanations explain the outcome in terms of the most salient features that lead to its prediction. For example, these could be past sales and market demand leading to a prediction of demand for lemonade [52], education or marital status for an income prediction [58], or pixels in a saliency map contributing to the classification of an image [79]. Explanations can be either interactive or static. Interactive explanations could include, for example, clickable explanations that provided more information [80], hyperlinks [81], or chatbots that could be prompted [55]. Static explanations did not provide opportunities for interaction.

### 5.1.2 Evaluation Metrics

We categorized our core system metrics as follows: **Affection**, **Cognition**, **Usability** and **Interpretability** as visible in figure 6.

Figure 6: Taxonomy of Human-Centered Metrics.



**Affection** in system metrics refers to users’ emotional involvement and feelings toward a system during interaction. The most frequently coded affection-related metric was Trust. Trust is a concept that has been extensively researched in human-machine-interaction (HMI) and automation contexts. For example, [82] published a comprehensive review paper that included an integrative trust model. Their definition of trust was "the attitude that an agent will help achieve an individual’s goals in a situation characterized by uncertainty and vulnerability". Based on our reviewed papers, we defined trust as "Users’ reliance that the system and its output is accurate". According to our definition, trust can be expressed in both attitudes and behaviors. For example, in our reviewed papers, trust has been measured as an attitude through questionnaires (e.g., [52, 46]), interviews (e.g. [54]), but also as a behavior (e.g. [78, 73]). Trust becomes a particularly important metric in XAI systems because the system’s explanations can significantly influence trust [83] and therefore lead to system misuse or disuse [82]. When analyzing the questionnaires in the reviewed papers, only 4 out of 28 used questionnaires were partially validated (some questions are validated, others are not) or fully validated (all questions are validated and at most adapted to the usage concept). This lack of validated questionnaire applications could be addressed by providing validated measures. For example, the trust between people and automation scale by Jian (TPA) [84] is widely employed in HMI research. Recently, Hoffman [85] combined several TPA items, along with other items from common trust scales and introduced the trust scale for explainable AI (TXAI). This scale has been further validated and adapted by Perrig [86] and presents to the best of our knowledge, the most comprehensive scale for trust measurement in the XAI context. It is important to note that while trust is a commonly measured metric, it does not provide a holistic picture of user attitudes and behaviors toward an AI system. Therefore, other metrics need to be considered in XAI evaluation in addition to trust.

**Cognition** encompasses the mental processes users employ to interact with and understand a system. The most commonly measured metric was *understandability*. In table 1, we referred to understandability as a characteristic of a model that allows a human to understand its function without explaining its internal structure or algorithms. However, understandability as a metric in HMI research evaluates the ease with which software can be understood by individuals [87]. Similarly, according to the reviewed papers we defined understandability as "Perceived ease to understand how the system functions". This differs from the initial definition in that it emphasizes the human perception of the system. In the reviewed papers, understandability was primarily assessed through questionnaires (e.g. [59]) with only one instance



of understandability being examined through an interview [88]. Of the 18 questionnaires measuring understandability in the papers we reviewed, 5 were validated. A useful measure of understandability is the instrument developed by Madsen [89]. Although designed to measure human-computer trust, it provides the subscale "understandability" (e.g. *It is easy to follow what the system does*).

**Usability** refers to the extent to which the system allows users to interact with it effectively, intuitively, and smoothly. One usability facet is usefulness, an important metric because it is a critical determinant of system adoption [90]. System adoption is also known as behavioral intention and referred to in our paper as *intention to use*. As with understandability, usefulness was primarily assessed through questionnaires (e.g., [91]), with a few cases involving interviews (e.g., [92]). Of the 16 questionnaires in the papers we reviewed, 5 were validated. A prominent model that includes perceived usefulness is the "Technology Acceptance Model" (TAM) [90]. This model and its extensions have been repeatedly validated. For example, Kim [93] measured TAM components, such as perceived ease-of-use, perceived usefulness and intention to use on-demand automobile-related services.

In table 1, we initially referred to **interpretability** as a passive model feature, providing clarity for humans and *transparency* as the model's provision of information about internal workings and structure. However, after a review of our literature, we revised the definition of transparency from the initial literature to focus on the "perceived clarity of the relationship between feature values and the model's decision." This shift indicates a move from the original definition's focus on merely disclosing technical details of the system's internals to the revised definition's emphasis on the clarity with which users understand how specific features influence model decisions. Furthermore, a high degree of interpretability is often dependent on the presence of explanations (e.g. [94]), which is an active feature. Therefore, we would argue, that interpretability as an overarching concept is not passive but active. While all reviewed papers provided XAI systems with explanatory features, transparency overall was only measured seven times through unvalidated questionnaires (e.g. [91]). Hellmann's [95] scales for transparency in recommender systems provide a validated measure with several subscales of the construct. In particular, the subscale "Input" refers to the user's understanding of how features contribute to the model's sections (example item: *"I understood which item characteristics were considered to generate recommendations"*). In addition to measuring metrics related to the core system and how explanations influence these metrics, explanations themselves must be further assessed.

At the level of **explanations**, *explanation usefulness* and *explanation satisfaction* were identified as relevant metrics. According to the reviewed literature, explanation usefulness refers to the "perceived usefulness of the explanations for understanding the system" and satisfaction to the "satisfaction with the explanations of the system". Surprisingly, only 26 of the 65 papers evaluated the XAI explanation using one of these metrics. Both metrics were assessed exclusively through questionnaires (e.g., [96]), with only one exception assessing the explanation usefulness through observation [97]. Out of 17 questionnaires, one assessed explanation usefulness with a validated questionnaire. Of 15 questionnaires measuring explanation satisfaction, one was validated. A validated scale for explanation satisfaction, the "Explanation Satisfaction Scale," was published by Hoffman [85] and, to the best of our knowledge, provides the only validated instrument for measuring explanation satisfaction in an XAI context. Measuring explanation usefulness using a validated questionnaire is somewhat more difficult. Ma [96] adapted Laugwitz's [98] "User Experience Questionnaire" to measure "perceived helpfulness to decide when to trust the AI". It is generally conceivable that one could use subscales of the UEQ, such as "Perspicuity" (example item: *not understandable - understandable*), or "Dependability" (example item: *obstructive - supportive*) to measure different aspects of explanation usefulness. It should be noted, however, that the UEQ was designed to measure entire products or systems, not just subcomponents such as explanations. Besides the components of explanations, user characteristics also need to be taken into account in XAI evaluation. That is, because they can significantly impact their interaction with the system and the feedback they provide.

The most prominent **user characteristics** in the reviewed literature was *domain expertise*. Domain expertise was assessed in 35 papers. It was frequently measured in questionnaires (e.g. [99]), but also through preselection (e.g. [97]). The latter means that only individuals with a certain level of domain expertise were selected as participants in the evaluation study, according to their role (e.g. doctors). Out of 19 questionnaires, only one was partially validated. However, to the best of our knowledge, no validated questionnaire measures expertise across domains. This may be because each domain has its specific tasks and requirements. Nevertheless, validated questionnaires to particular domains are available. For instance, if the evaluation study incorporates experts from the healthcare domain, such as nurses, a validated instrument for this domain can be used [100]. Another way to assess domain expertise might be to measure domain experience (e.g. in years) in a particular position. Hoffmeyer-Zlotnik [101] provided guidelines on socio-demographic questionnaires for orientation. Another way would be to deliberately select participants from one or more specific roles if it can be assumed that different levels of domain expertise are reflected in these positions.

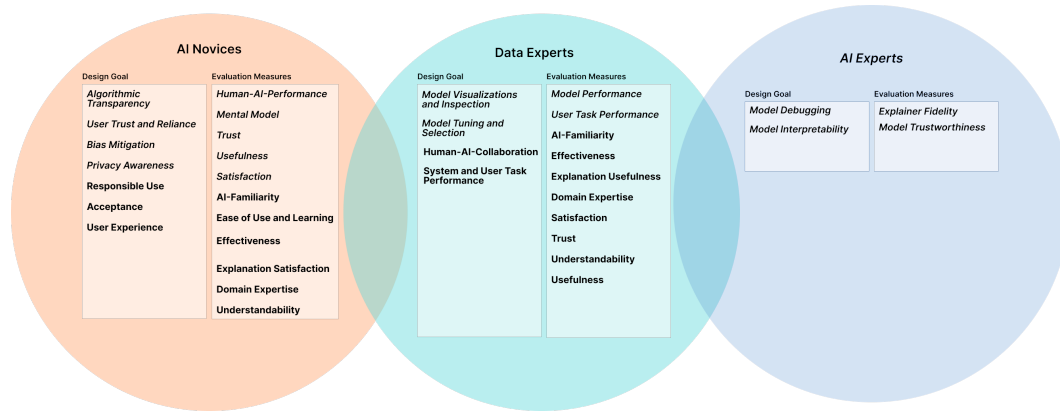
Another area of focus for assessment is the user's interaction behavior. In this context, we define user behavior as actions and interactions that do not directly affect task performance. Some behaviors may also be performance-related, which we have classified as *user task performance*. The assessment of user behavior was primarily based on usage logs,

which included data on click behavior (e.g. [75]). In a few cases, user behavior was also assessed through interviews (e.g. [58]) or observation (e.g. [54]). Notably, psychophysical measures, such as EEG or eye-tracking, were employed in certain instances (e.g. [102]). Psychophysical measures can provide an objective perspective on user interactions, but they have inherent limitations, including increased costs due to the necessity of specialized equipment. From this view, usage logs represent a viable, cost-effective option. While objective metrics are often regarded as superior to subjective metrics [103], a combination of the two, as employed in several reviewed papers, can offer a comprehensive approach [40, 104]. Overall, selecting an appropriate method for assessing user behavior depends on the context in which it is being conducted and the specific research question being addressed.

## 5.2 Design Goals

In this review, we aimed to extend the design goals for AI novices and data experts from the framework of Mohseni [23]. For AI novices, we added the design goals of *responsible use*, *acceptance*, and *user experience*. In addition, the design goals for data experts were expanded to include *human-AI collaboration* and *system and user task performance*. Refer to figure 7 for an overview.

Figure 7: User Groups of XAI with Extended Design Goals.



### 5.2.1 AI Novices

The first design goal we identified for AI novices was to *promote responsible use*. This can be achieved through the controlled facilitation of the user's understanding regarding the system's capabilities, usage risks and system limitations. To achieve this understanding, XAI systems must be developed inclusively. That means that explanations must be adapted to users' individual characteristics. Responsible usage behavior is characterised by the promotion of ethical use, e.g. risk assessment of a medical diagnosis [47] as well as promotion of fair use, e.g. bias mitigation in fairness judgements [77].

Another design goal derived from the literature was to improve user *acceptance*. This is achieved through explanations that show how the system aligns with individual user goals. These explanations help users understand how the system can address their specific tasks and adapt to their changing needs. For example, Hernandez-Bocanegra [105] presented explanations in a dialogue form that allowed users to adapt them through prompts. Considering this design goal is essential to enhance behavioral usage intentions. Focusing solely on user attitudes may result in a well-received product that is not adopted for usage. For instance, it is possible that users have a favourable attitude towards a system but do not have the intention to adopt it because it does not align with their individual goals.

The third objective is to enhance *user experience* for AI novices within the framework. This is accomplished through explanations which facilitate intuitive navigation and operation of the system, making even complex functions accessible through guidance. As a result, users can utilize the system more effectively. For example, Guesmi [106] provided a text explaining a similarity score chart and how users can specifically interact with it.

### 5.2.2 Data Experts

The design goals for data experts differ from those for data novices in that they are more focused on the human-AI collaboration process and the resulting increase in performance. One design goal for data experts is to enhance *human-AI collaboration*. To achieve this, there must be a bidirectional information flow, where AI learns and improves from

human input and humans learn from the system output. For example, Ghai [107] introduced an XAI teaching system for machine teachers that matured based on user input and was able to communicate its progress. Secondly, the human agency needs to be promoted with the AI only serving as a support, not a replacement, for example when it comes to decision-making tasks [58]. Finally, it is essential to distribute tasks in a complementary manner, with each party carrying out tasks according to their capabilities. Moreover, users’ estimation of these abilities can be improved, for instance, by offering probability estimates for AI and human performance [96].

The second key design goal for data experts aims to enhance *system and user task performance*. To accomplish this, the system equips users with knowledge on the optimal ways to use it. This process involves identifying the most effective usage patterns and steering clear of common mistakes. As the system interacts with users over time, it increasingly fine-tunes its support, thereby enhancing effectiveness. Consequently, user task performance rises, for instance, in improvements in the diagnosis of model limitations in an interactive data visualisation tool [92].

## 6 Discussion

In this paper, we presented an overview of current XAI evaluation practices. We provide a holistic framework for human-centered metrics used to evaluate XAI systems, which includes the core system, the explanation, and the user level. Furthermore, we identified areas of improvement in the reviewed literature that we aim to address by providing guidelines for XAI evaluations.

### 6.1 Guidelines and Recommendations

#### 6.1.1 Guideline 1: Validation and Standardization

We analyzed the share of validated questionnaires in popular XAI evaluation metrics. Our research indicates that validated questionnaires are used sparingly at present. This is also in line with the findings of related reviews (e.g. [20, 38]). The absence of questionnaire validation is a significant issue, as it leaves open the possibility that the intended construct is not accurately measured [108]. This can result in flawed interpretations and design decisions. Furthermore, this can hinder the comparability of user evaluation studies. We therefore advise to use validated questionnaires, such as the explanation satisfaction scale by Hoffman [19]. Another recommendation is the standardization of the user testing. This can involve standardizing qualitative user interviews by utilizing pre-defined questions, as well as standardizing the whole study procedure. Standardizing user testing enhances the comparability of results by ensuring that users receive consistent instructions and questions and are subject to comparable procedures. Furthermore, it can facilitate reporting of the study methodology, which is another area of improvement in the current XAI evaluation literature.

#### 6.1.2 Guideline 2: Presentation of Study Methodology

One of our exclusion criteria for papers in the filtering process was the lack of a clear description of methods and related constructs. That was because we were not able to trace *what was measured* and *how it was measured* in some of the papers. We therefore had to exclude them from our analysis. This is a problem not only for systematic reviews like ours but also for other XAI researchers. Clearly presenting procedures can provide transparency about the research that has been done. This helps to establish whether or not the process was appropriate. It can also open up the possibility of related studies testing the same relationships in different contexts and adopting the same procedure. We therefore recommend rigorous documentation from study planning to data analysis. This is useful to gather the necessary information for the paper’s methods section. For a guide to write the methods section, please see Kallet [109].

#### 6.1.3 Guideline 3: Holistic Evaluation

One of our key findings was that certain metrics (e.g. trust) were measured much more frequently than others (also see Naveed [38]). This can be because poorly calibrated trust can lead to the misuse or disuse of a system [82], which – especially in risk-associated domains – can have serious consequences. It may also be due to a growing interest in trust in the wider literature [110], which has led to a need to incorporate this metric into evaluation studies. While we acknowledge the importance of trust as a metric in XAI evaluation research, we believe there is a need for a more holistic approach to evaluating such systems. We identified four core areas for consideration: affection, cognition, usability, and interpretability. In addition, we defined further dimensions: the explanation, user characteristics, and user interaction behavior. We argue that each of these dimensions should be considered when evaluating XAI systems, as they provide different perspectives on the system. Furthermore, we believe the metrics used must be strongly aligned with the research questions. When selecting metrics, it is important to establish *what* is being measured and most importantly *why* before engaging in the question of *how* it is measured.

#### 6.1.4 Guideline 4: Evaluation of Explanations

In our analyses, we identified a lack of evaluation of explanations in the reviewed literature. While all of the reviewed papers incorporated an XAI system, less than half of them evaluated the explanation or at least the overall transparency of the system. However, failure to evaluate this aspect of the system results in an incomplete evaluation and possibly problematic interpretations. For instance, an XAI system may foster positive user attitudes such as satisfaction and behaviors like user task performance, yet users may remain unaware of how the system operates. This could lead to an unnoticed redundancy of the implemented explanations. We posit that all XAI evaluation studies should integrate measures related to explanations. To gain insight into the key elements of XAI explanations, we suggest utilizing the framework outlined by Kim [20].

#### 6.1.5 Guideline 5: Consideration of Behavioral Intentions

As outlined in the technology acceptance model [90], behavioral intention is a direct predictor of use behavior. However, our analysis revealed that less than a quarter of the reviewed papers considered behavioral intention in the form of *intention to use*. In controlled experiments, where the objective is to investigate causal relationships between variables, this is a less pressing concern. However, in the context of applied research with real systems, this is a significant shortcoming. That is because such systems may undergo further development to deploy them to users. Even though other metrics such as *perceived usefulness* are also related to system adoption, they are rather predictors of *intention to use* than direct predictors of *usage behavior* [90]. It is therefore recommended to measure intention to use (as a direct predictor of usage behavior) in all applied XAI user studies.

### 6.2 Application of Design Goals

We introduced an extension of the design goals for AI novices and data experts by Mohseni [23]. In general, the design goals for novices were primarily focused on ethical considerations (e.g. responsible use), while those of data experts were centered on the broader collaboration between humans and AI, as well as the resulting performance (e.g. system and user task performance). When conducting XAI evaluation studies, it is important to implement these goals. To this end, we recommend the following procedure:

1. **Identify the user group:** It is essential to identify the XAI user group before planning the study. This should ideally occur after human-centered requirement analysis and before developing the system [111].
2. **Select Design Goals:** Once the relevant XAI user group has been identified, a selection of appropriate design goals should be made. It is preferable to address as many design goals as possible related to this user group, but for practical reasons, a focus should be set. This is dependent on the research context, for example, technical feasibility.
3. **Implementation of Design Goals in System Development:** Measures to achieve the design goals need to be implemented in system development e.g. information about system limitations to achieve responsible system use.
4. **Development of Research Questions:** The formulation of appropriate research questions is based on the selected design goals.
5. **Selection of Evaluation Metrics:** It is essential to select appropriate metrics to answer the formulated research questions e.g. intention to use for the design goal of acceptance.
6. **Design Goal Validation:** Following the completion of user studies, data analysis on corresponding evaluation metrics is conducted to validate the design goals.

Adherence to these guidelines facilitates the achievement of the recommended design goals. We need to recognize, however, that these guides represent a simplification of the actual development process. The proposed process assumes a rigid, linear progression, which may not align with the iterative nature of system development in the real world.

### 6.3 Possible Framework Extensions

Our suggested XAI evaluation framework still has the potential for further expansion. For instance, Kim [20] provided a framework built on the question of "*What makes explanations meaningful?*". Consequently, they devised 11 significant characteristics for XAI explanations. However, our results differ from theirs because our framework only includes explicitly assessed measures, whereas theirs includes aspects of explanations that users have (implicitly) wished for. For this reason, we believe that a synthesis could enhance our framework. This would entail a synchronization between the desirable aspects of a system and its explanations and their actual implementation in reality. Additionally, a scoping

review was conducted by Naveed [38] to analyze trends in the evaluation of XAI. The results included two concept matrices. The first matrix addressed the properties of the studies, such as the objective, scope, and procedure. The second matrix presented the used evaluation measures in the studies. While the latter is similar to our concept matrix, which addresses XAI evaluation measures, the first one could provide an extension when analyzing XAI evaluation studies. However, we additionally addressed the *context* of the system, such as the system type and the explanation type, which was not addressed by Naveed [38]. Further, we distinguished between the core system, the explanation and the user. It would be beneficial for future studies to focus on a synthesis of existing XAI evaluation frameworks. This would allow for a more comprehensive approach that incorporates various perspectives. Moreover, future research should concentrate on the creation of validated XAI evaluation questionnaires based on identified concepts of the synthesized frameworks. This could result in greater utilization of validated measurement instruments in XAI research and therefore enhance validity and standardization.

## 6.4 Limitations of the Framework and Design Goals

The framework and guidelines proposed in this paper are not without limitations. First, our approach only reflects the current state of the art in XAI evaluation practice. We included concepts that appeared in at least five papers. This means that we included design goals and metrics that were incorporated by at least five developer teams. However, they do not necessarily align with pre-defined, empirically gathered user requirements. This potential lack of user involvement in early design stages could result in the integration of evaluation metrics and design objectives that appear relevant to developers but are not as crucial for users. Nevertheless, keeping current evaluation trends in focus remains a sound starting point. That is, because developer teams incorporate research questions relevant to further system development, and concepts advised by the literature into their evaluation studies. Furthermore, it facilitates the provision of concepts that can be explicitly measured because they are already applied. Lastly, it helps to identify significant shortcomings in current practices.

A second limitation relates to terminology. We found that many different terms were used for similar concepts, e.g. *explanation usefulness* and *explanation helpfulness* or *trust* and *reliance*. However, to summarize, we have grouped them under one umbrella term. Possibly, this has resulted in information loss, since the concepts may be similar, but differ in some details. Furthermore, there is some overlap in the content of the identified concepts. For example, the perceived *effectiveness* of a system is likely to depend on its perceived *efficiency*. However, information regarding the (causal) relationship between these concepts is not provided by the data and therefore not addressed in our review. The limitation of concept overlap also applies to the design goals. For instance, the realization of the objective of *human-AI-collaboration* may also be associated with *system and user task performance*. This is because systems that facilitate effective collaboration between humans and AI could also result in enhanced system and user task performance. Despite the overlaps, we maintain that our concepts differ in certain key aspects, which justifies their distinction.

Furthermore, it should be noted that design goals were assigned to a user group if they appeared in the paper with this user group as the target audience. Consequently, some design goals appeared in both user groups. So, even design goals that are primarily associated with one user group might also be relevant for another user group. Therefore, the categorization should be regarded as an orientation and be adapted to the specific use case.

Despite these limitations, our framework and design goals can provide researchers with a useful orientation for developing and evaluating XAI systems from a holistic, human-centered perspective, incorporating relevant user groups.

## 7 Conclusion

We conducted a systematic literature review of 65 papers that assess the performance of XAI systems with human users. Our analysis revealed a multitude of metrics commonly utilized in XAI evaluation research. To facilitate the classification of these components, we have proposed a framework that groups them into three categories, based on which component is evaluated: the **core system**, the **explanation**, and the **user**. Additionally, we identified that the core system was evaluated in the dimensions of users' *affection* towards the system, their *cognitive processes*, its *usability*, and *interpretability*. Furthermore, we identified relevant design goals for **AI novices** and **data experts**: *responsible use*, *acceptance*, *usability* as well as *human-AI-collaboration* and *system and user task performance*. Lastly, we have provided guidelines for conducting XAI evaluations based on the most commonly identified shortcomings in the literature. The presented framework is intended to provide a holistic view of the design process and evaluation of XAI systems. It is not intended to offer detailed recommendations for user interface and interaction design, such as XAI explanation techniques or design components to include in the user interface. Furthermore, it is designed with a **human-centered** approach to XAI explanations, rather than a **computer-centered** one.

## **8 Conflict of Interest Statement**

The authors declare that they have no known competing financial interests or personal relationships that could have appeared to influence the work reported in this paper.

## References

- [1] Roberto Gozalo-Brizuela and Eduardo C. Garrido-Merchán. A survey of Generative AI Applications, June 2023.
- [2] Fei Jiang, Yong Jiang, Hui Zhi, Yi Dong, Hao Li, Sufeng Ma, Yilong Wang, Qiang Dong, Haipeng Shen, and Yongjun Wang. Artificial intelligence in healthcare: Past, present and future. *Stroke and Vascular Neurology*, 2(4):230–243, December 2017. ISSN 2059-8688, 2059-8696. doi:10.1136/svn-2017-000101.
- [3] Kiran Nair and Ruchi Gupta. Application of AI technology in modern digital marketing environment. *World Journal of Entrepreneurship, Management and Sustainable Development*, 17(3):318–328, January 2021. ISSN 2042-5961. doi:10.1108/WJEMSD-08-2020-0099.
- [4] Longbing Cao. AI in Finance: Challenges, Techniques and Opportunities. 1(1).
- [5] Cynthia Rudin. Why black box machine learning should be avoided for high-stakes decisions, in brief. *Nature Reviews Methods Primers*, 2(1):1–2, October 2022. ISSN 2662-8449. doi:10.1038/s43586-022-00172-0.
- [6] Ekaterina Jussupow, Kai Spohrer, Armin Heinzl, and Joshua Gawlitza. Augmenting Medical Diagnosis Decisions? An Investigation into Physicians’ Decision-Making Process with Artificial Intelligence. *Information Systems Research*, 32(3):713–735, September 2021. ISSN 1047-7047. doi:10.1287/isre.2020.0980.
- [7] Emily M. Bender, Timnit Gebru, Angelina McMillan-Major, and Shmargaret Shmitchell. On the dangers of stochastic parrots: Can language models be too big? In *Proceedings of the 2021 ACM Conference on Fairness, Accountability, and Transparency*, pages 610–623, Virtual Event Canada, March 2021. ACM. ISBN 978-1-4503-8309-7. doi:10.1145/3442188.3445922.
- [8] Jessica Fjeld, Nele Achten, Hannah Hilligoss, Adam Nagy, and Madhulika Srikumar. Principled Artificial Intelligence: Mapping Consensus in Ethical and Rights-Based Approaches to Principles for AI, January 2020.
- [9] Jordan Joseph Wadden. Defining the undefinable: The black box problem in healthcare artificial intelligence. *Journal of Medical Ethics*, 48(10):764–768, October 2022. ISSN 0306-6800, 1473-4257. doi:10.1136/medethics-2021-107529.
- [10] Yuying Zhao, Yu Wang, and Tyler Derr. Fairness and Explainability: Bridging the Gap Towards Fair Model Explanations, December 2022.
- [11] Yaeun Gong, Lanyu Shang, and Dong Wang. Integrating Social Explanations Into Explainable Artificial Intelligence (XAI) for Combating Misinformation: Vision and Challenges. *IEEE Transactions on Computational Social Systems*, 11(5):6705–6726, October 2024. ISSN 2329-924X. doi:10.1109/TCSS.2024.3404236.
- [12] Uday Kamath and John Liu. *Explainable Artificial Intelligence: An Introduction to Interpretable Machine Learning*. Springer International Publishing, Cham, 2021. ISBN 978-3-030-83355-8. doi:10.1007/978-3-030-83356-5.
- [13] Sajid Ali, Tamer Abuhmed, Shaker El-Sappagh, Khan Muhammad, Jose M. Alonso-Moral, Roberto Confalonieri, Riccardo Guidotti, Javier Del Ser, Natalia Díaz-Rodríguez, and Francisco Herrera. Explainable artificial intelligence (XAI): What we know and what is left to attain trustworthy artificial intelligence. *Information Fusion*, 99:101805, November 2023. ISSN 15662535. doi:10.1016/j.inffus.2023.101805.
- [14] David Gunning and David W. Aha. DARPA’s explainable artificial intelligence program. *AI Magazine*, 40(2): 44–58, June 2019. ISSN 0738-4602, 2371-9621. doi:10.1609/aimag.v40i2.2850.
- [15] Yen-Wei Chen, Shih-Yi Chien, and Fang Yu. An overview of XAI Algorithms. In *2023 International Automatic Control Conference (CACs)*, pages 1–5, October 2023. doi:10.1109/CACS60074.2023.10326174.
- [16] Marco Tulio Ribeiro, Sameer Singh, and Carlos Guestrin. "Why should I trust you?": Explaining the predictions of any classifier. 2016. doi:10.48550/ARXIV.1602.04938.
- [17] Giorgio Visani, Enrico Bagli, F. Chesani, A. Poluzzi, and D. Capuzzo. Statistical stability indices for LIME: Obtaining reliable explanations for machine learning models. *Journal of the Operational Research Society*, 73: 91–101, 2020. doi:10.1080/01605682.2020.1865846.
- [18] Meike Nauta, Jan Trienes, Shreyasi Pathak, Elisa Nguyen, Michelle Peters, Yasmin Schmitt, Jörg Schlötterer, Maurice Van Keulen, and Christin Seifert. From anecdotal evidence to quantitative evaluation methods: A systematic review on evaluating explainable AI. *ACM Computing Surveys*, 55(13s):1–42, December 2023. ISSN 0360-0300, 1557-7341. doi:10.1145/3583558.

- [19] Robert R Hoffman, Shane T Mueller, Gary Klein, and Jordan Litman. Metrics for explainable AI: Challenges and prospects. 2018.
- [20] Danielle Sent, Henry Maathuis, and Jenia Kim. Human-centered evaluation of explainable AI applications: A systematic review. *Frontiers in Artificial Intelligence*, 7, October 2024. ISSN 2624-8212. doi:10.3389/frai.2024.1456486.
- [21] Pedro Lopes, Eduardo Silva, Cristiana Braga, Tiago Oliveira, and Luís Rosado. XAI systems evaluation: A review of human and computer-centred methods. *Applied Sciences*, 12(19):9423, September 2022. ISSN 2076-3417. doi:10.3390/app12199423.
- [22] Alan Hevner. A Three Cycle View of Design Science Research. *Scandinavian Journal of Information Systems*, 19, January 2007.
- [23] Sina Mohseni, Niloofar Zarei, and Eric D. Ragan. A multidisciplinary survey and framework for design and evaluation of explainable AI systems. *ACM Transactions on Interactive Intelligent Systems*, 11(3-4):1–45, December 2021. ISSN 2160-6455, 2160-6463. doi:10.1145/3387166.
- [24] Tim Miller. Explanation in artificial intelligence: Insights from the social sciences. *Artificial Intelligence*, 267: 1–38, February 2019. ISSN 00043702. doi:10.1016/j.artint.2018.07.007.
- [25] Jun Huang, Zerui Wang, Ding Li, and Yan Liu. The Analysis and Development of an XAI Process on Feature Contribution Explanation. In *2022 IEEE International Conference on Big Data (Big Data)*, pages 5039–5048, December 2022. doi:10.1109/BigData55660.2022.10020313.
- [26] Ben Shneiderman. Design Lessons From AI’s Two Grand Goals: Human Emulation and Useful Applications. *IEEE Transactions on Technology and Society*, 1(2):73–82, June 2020. ISSN 2637-6415. doi:10.1109/TTS.2020.2992669.
- [27] Sebastian Palacio, Adriano Lucieri, Mohsin Munir, Sheraz Ahmed, Jörn Hees, and Andreas Dengel. XAI Handbook: Towards a Unified Framework for Explainable AI. In *2021 IEEE/CVF International Conference on Computer Vision Workshops (ICCVW)*, pages 3759–3768, October 2021. doi:10.1109/ICCVW54120.2021.00420.
- [28] Ruey-Kai Sheu and Mayuresh Sunil Pardeshi. A Survey on Medical Explainable AI (XAI): Recent Progress, Explainability Approach, Human Interaction and Scoring System. *Sensors*, 22(20):8068, January 2022. ISSN 1424-8220. doi:10.3390/s22208068.
- [29] Petter Eilif de Lange, Borger Melsom, Christian Bakke Vennerød, and Sjur Westgaard. Explainable AI for Credit Assessment in Banks. *Journal of Risk and Financial Management*, 15(12):556, December 2022. ISSN 1911-8074. doi:10.3390/jrfm15120556.
- [30] Kiana Alikhademi, Brianna Richardson, E. Drobina, and J. Gilbert. Can Explainable AI Explain Unfairness? A Framework for Evaluating Explainable AI. *ArXiv*, June 2021.
- [31] Alejandro Barredo Arrieta, Natalia Díaz-Rodríguez, Javier Del Ser, Adrien Bannetot, Siham Tabik, Alberto Barbado, Salvador Garcia, Sergio Gil-Lopez, Daniel Molina, Richard Benjamins, Raja Chatila, and Francisco Herrera. Explainable Artificial Intelligence (XAI): Concepts, taxonomies, opportunities and challenges toward responsible AI. *Information Fusion*, 58:82–115, June 2020. ISSN 1566-2535. doi:10.1016/j.inffus.2019.12.012.
- [32] Ute Schmid and Bettina Finzel. Mutual Explanations for Cooperative Decision Making in Medicine. *KI - Künstliche Intelligenz*, 34(2):227–233, June 2020. ISSN 1610-1987. doi:10.1007/s13218-020-00633-2.
- [33] Alfred Benedikt Brendel, Simon Trang, Mauricio Marrone, Sascha Lichtenberg, and Lutz M. Kolbe. What to do for a literature review? – A synthesis of literature review practices. *AMCIS 2020 Proceedings*, August 2020.
- [34] Amina Adadi and Mohammed Berrada. Peeking inside the black-box: A survey on explainable artificial intelligence (XAI). *IEEE Access*, 6:52138–52160, 2018. ISSN 2169-3536. doi:10.1109/ACCESS.2018.2870052.
- [35] Richard Tomsett, Dave Braines, Dan Harborne, Alun Preece, and Supriyo Chakraborty. Interpretable to Whom? A Role-based Model for Analyzing Interpretable Machine Learning Systems.
- [36] Sule Anjomshoe, Amro Najjar, Davide Calvaresi, and Kary Främling. Explainable Agents and Robots : Results from a Systematic Literature Review. In *18th International Conference on Autonomous Agents and Multiagent Systems (AAMAS 2019), Montreal, Canada, May 13–17, 2019*, pages 1078–1088. International Foundation for Autonomous Agents and MultiAgent Systems, 2019.



- [37] Finale Doshi-Velez and Been Kim. Towards a rigorous science of interpretable machine learning, March 2017.
- [38] Sidra Naveed, Gunnar Stevens, and Dean-Robin Kern. An Overview of Empirical Evaluation of Explainable AI (Xai): A Comprehensive Guideline to User-Centered Evaluation in Xai, October 2024.
- [39] Giulia Vilone and Luca Longo. Notions of explainability and evaluation approaches for explainable artificial intelligence. *Information Fusion*, 76:89–106, December 2021. ISSN 15662535. doi:10.1016/j.inffus.2021.05.009.
- [40] Jianlong Zhou, Amir H. Gandomi, Fang Chen, and Andreas Holzinger. Evaluating the Quality of Machine Learning Explanations: A Survey on Methods and Metrics. *Electronics*, 10(5):593, March 2021. ISSN 2079-9292. doi:10.3390/electronics10050593.
- [41] Sina Mohseni, Jeremy E Block, and Eric Ragan. Quantitative Evaluation of Machine Learning Explanations: A Human-Grounded Benchmark. In *26th International Conference on Intelligent User Interfaces*, pages 22–31, College Station TX USA, April 2021. ACM. ISBN 978-1-4503-8017-1. doi:10.1145/3397481.3450689.
- [42] Jane Webster and Richard T. Watson. Analyzing the past to prepare for the future: Writing a literature review. *MIS Quarterly*, 26(2):xiii–xxiii, 2002. ISSN 0276-7783.
- [43] Kathy Charmaz. Grounded Theory. In *The Blackwell Encyclopedia of Sociology*. John Wiley & Sons, Ltd, 2007. ISBN 978-1-4051-6551-8. doi:10.1002/9781405165518.wbeosg070.
- [44] Malin Eiband, Hanna Schneider, Mark Bilandzic, Julian Fazekas-Con, Mareike Haug, and Heinrich Hussmann. Bringing Transparency Design into Practice. In *23rd International Conference on Intelligent User Interfaces*, pages 211–223, Tokyo Japan, March 2018. ACM. ISBN 978-1-4503-4945-1. doi:10.1145/3172944.3172961.
- [45] Xuhai Xu, Anna Yu, Tanya R. Jonker, Kashyap Todi, Feiyu Lu, Xun Qian, João Marcelo Evangelista Belo, Tianyi Wang, Michelle Li, Aran Mun, Te-Yen Wu, Junxiao Shen, Ting Zhang, Narine Kokhlikyan, Fulton Wang, Paul Sorenson, Sophie Kim, and Hrvoje Benko. XAIR: A Framework of Explainable AI in Augmented Reality. In *Proceedings of the 2023 CHI Conference on Human Factors in Computing Systems*, pages 1–30, Hamburg Germany, April 2023. ACM. ISBN 978-1-4503-9421-5. doi:10.1145/3544548.3581500.
- [46] Aditya Bhattacharya, Jeroen Ooge, Gregor Stiglic, and Katrien Verbert. Directive Explanations for Monitoring the Risk of Diabetes Onset: Introducing Directive Data-Centric Explanations and Combinations to Support What-If Explorations. In *Proceedings of the 28th International Conference on Intelligent User Interfaces*, pages 204–219, Sydney NSW Australia, March 2023. ACM. ISBN 979-8-40070-106-1. doi:10.1145/3581641.3584075.
- [47] Cecilia Panigutti, Andrea Beretta, Daniele Fadda, Fosca Giannotti, Dino Pedreschi, Alan Perotti, and Salvatore Rinzivillo. Co-design of Human-centered, Explainable AI for Clinical Decision Support. *ACM Transactions on Interactive Intelligent Systems*, 13(4):1–35, December 2023. ISSN 2160-6455, 2160-6463. doi:10.1145/3587271.
- [48] Chun-Hua Tsai, Yue You, Xinning Gui, Yubo Kou, and John M. Carroll. Exploring and Promoting Diagnostic Transparency and Explainability in Online Symptom Checkers. In *Proceedings of the 2021 CHI Conference on Human Factors in Computing Systems*, pages 1–17, Yokohama Japan, May 2021. ACM. ISBN 978-1-4503-8096-6. doi:10.1145/3411764.3445101.
- [49] Minji Kim, Kyungjin Lee, Rajesh Balan, and Youngki Lee. Bubbleu: Exploring Augmented Reality Game Design with Uncertain AI-based Interaction. In *Proceedings of the 2023 CHI Conference on Human Factors in Computing Systems*, pages 1–18, Hamburg Germany, April 2023. ACM. ISBN 978-1-4503-9421-5. doi:10.1145/3544548.3581270.
- [50] Maximiliano Miranda, Antonio A. Sanchez-Ruiz, and Federico Peinado. Interactive Explainable Case-Based Reasoning for Behavior Modelling in Videogames. In *2021 IEEE 33rd International Conference on Tools with Artificial Intelligence (ICTAI)*, pages 1263–1270, Washington, DC, USA, November 2021. IEEE. ISBN 978-1-66540-898-1. doi:10.1109/ICTAI52525.2021.00200.
- [51] Luca Arrotta, Gabriele Civitarese, and Claudio Bettini. DeXAR: Deep Explainable Sensor-Based Activity Recognition in Smart-Home Environments. *Proceedings of the ACM on Interactive, Mobile, Wearable and Ubiquitous Technologies*, 6(1):1–30, March 2022. ISSN 2474-9567. doi:10.1145/3517224.
- [52] Daniel Ben David, Yehezkel S. Resheff, and Talia Tron. Explainable AI and Adoption of Financial Algorithmic Advisors: An Experimental Study. In *Proceedings of the 2021 AAAI/ACM Conference on AI, Ethics, and Society*, pages 390–400, Virtual Event USA, July 2021. ACM. ISBN 978-1-4503-8473-5. doi:10.1145/3461702.3462565.

- [53] Marc-André Zöller, Waldemar Titov, Thomas Schlegel, and Marco F. Huber. XAutoML: A Visual Analytics Tool for Understanding and Validating Automated Machine Learning. *ACM Transactions on Interactive Intelligent Systems*, 13(4):1–39, December 2023. ISSN 2160-6455, 2160-6463. doi:10.1145/3625240.
- [54] Jiayi Hong, Ross Maciejewski, Alain Trubuil, and Tobias Isenberg. Visualizing and Comparing Machine Learning Predictions to Improve Human-AI Teaming on the Example of Cell Lineage. *IEEE Transactions on Visualization and Computer Graphics*, pages 1–14, 2023. ISSN 1077-2626, 1941-0506, 2160-9306. doi:10.1109/TVCG.2023.3302308.
- [55] Carrie J. Cai, Jonas Jongejan, and Jess Holbrook. The effects of example-based explanations in a machine learning interface. In *Proceedings of the 24th International Conference on Intelligent User Interfaces*, pages 258–262, Marina del Ray California, March 2019. ACM. ISBN 978-1-4503-6272-6. doi:10.1145/3301275.3302289.
- [56] Larissa Chazette, Verena Klös, Florian Herzog, and Kurt Schneider. Requirements on Explanations: A Quality Framework for Explainability. In *2022 IEEE 30th International Requirements Engineering Conference (RE)*, pages 140–152, August 2022. doi:10.1109/RE54965.2022.00019.
- [57] Tim Donkers, Timm Kleemann, and Jürgen Ziegler. Explaining recommendations by means of aspect-based transparent memories. In *Proceedings of the 25th International Conference on Intelligent User Interfaces*, pages 166–176, Cagliari Italy, March 2020. ACM. ISBN 978-1-4503-7118-6. doi:10.1145/3377325.3377520.
- [58] Valerie Chen, Q. Vera Liao, Jennifer Wortman Vaughan, and Gagan Bansal. Understanding the Role of Human Intuition on Reliance in Human-AI Decision-Making with Explanations. *Proceedings of the ACM on Human-Computer Interaction*, 7(CSCW2):1–32, September 2023. ISSN 2573-0142. doi:10.1145/3610219.
- [59] Jiwon Kim, Jiwon Kang, Taeun Kim, Hayeon Song, and Jinyoung Han. AlphaDAPR: An AI-based Explainable Expert Support System for Art Therapy. In *Proceedings of the 28th International Conference on Intelligent User Interfaces*, pages 19–31, Sydney NSW Australia, March 2023. ACM. ISBN 9798400701061. doi:10.1145/3581641.3584087.
- [60] Yue You, Chun-Hua Tsai, Yao Li, Fenglong Ma, Christopher Heron, and Xinning Gui. Beyond Self-diagnosis: How a Chatbot-based Symptom Checker Should Respond. *ACM Transactions on Computer-Human Interaction*, 30(4):64:1–64:44, September 2023. ISSN 1073-0516. doi:10.1145/3589959.
- [61] Aileen Nielsen, Stavroula Skylaki, Milda Norkute, and Alexander Stremitzer. Effects of XAI on Legal Process. In *Proceedings of the Nineteenth International Conference on Artificial Intelligence and Law*, pages 442–446, Braga Portugal, June 2023. ACM. ISBN 9798400701979. doi:10.1145/3594536.3595128.
- [62] Yuri Nakao, Simone Stumpf, Subeida Ahmed, Aisha Naseer, and Lorenzo Strappelli. Toward Involving End-users in Interactive Human-in-the-loop AI Fairness. *ACM Transactions on Interactive Intelligent Systems*, 12(3):1–30, September 2022. ISSN 2160-6455, 2160-6463. doi:10.1145/3514258.
- [63] Benjamin Krarup, Senka Krivic, Daniele Magazzeni, Derek Long, Michael Cashmore, and David E. Smith. Contrastive Explanations of Plans through Model Restrictions. *Journal of Artificial Intelligence Research*, 72: 533–612, October 2021. ISSN 1076-9757. doi:10.1613/jair.1.12813.
- [64] Changhoon Oh, Seonghyeon Kim, Jinhan Choi, Jinsu Eun, Soomin Kim, Juho Kim, Joonhwan Lee, and Bongwon Suh. Understanding How People Reason about Aesthetic Evaluations of Artificial Intelligence. In *Proceedings of the 2020 ACM Designing Interactive Systems Conference*, pages 1169–1181, Eindhoven Netherlands, July 2020. ACM. ISBN 978-1-4503-6974-9. doi:10.1145/3357236.3395430.
- [65] Aditi Mishra, Utkarsh Soni, Jinbin Huang, and Chris Bryan. Why? Why not? When? Visual Explanations of Agent Behaviour in Reinforcement Learning. In *2022 IEEE 15th Pacific Visualization Symposium (PacificVis)*, pages 111–120, Tsukuba, Japan, April 2022. IEEE. ISBN 978-1-66542-335-9. doi:10.1109/PacificVis53943.2022.00020.
- [66] Upol Ehsan, Pradyumna Tambwekar, Larry Chan, Brent Harrison, and Mark O. Riedl. Automated rationale generation: A technique for explainable AI and its effects on human perceptions. In *Proceedings of the 24th International Conference on Intelligent User Interfaces*, pages 263–274, Marina del Ray California, March 2019. ACM. ISBN 978-1-4503-6272-6. doi:10.1145/3301275.3302316.

- [67] Luke Guerdan, Alex Raymond, and Hatice Gunes. Toward Affective XAI: Facial Affect Analysis for Understanding Explainable Human-AI Interactions. In *2021 IEEE/CVF International Conference on Computer Vision Workshops (ICCVW)*, pages 3789–3798, Montreal, BC, Canada, October 2021. IEEE. ISBN 978-1-66540-191-3. doi:10.1109/ICCVW54120.2021.00423.
- [68] Fumeng Yang, Zhuanyi Huang, Jean Scholtz, and Dustin L. Arendt. How do visual explanations foster end users’ appropriate trust in machine learning? In *Proceedings of the 25th International Conference on Intelligent User Interfaces*, pages 189–201, Cagliari Italy, March 2020. ACM. ISBN 978-1-4503-7118-6. doi:10.1145/3377325.3377480.
- [69] Taewan Kim, Haesoo Kim, Ha Yeon Lee, Hwarang Goh, Shakhboz Abdigapporov, Mingon Jeong, Hyunsung Cho, Kyungsik Han, Youngtae Noh, Sung-Ju Lee, and Hwajung Hong. Prediction for Retrospection: Integrating Algorithmic Stress Prediction into Personal Informatics Systems for College Students’ Mental Health. In *CHI Conference on Human Factors in Computing Systems*, pages 1–20, New Orleans LA USA, April 2022. ACM. ISBN 978-1-4503-9157-3. doi:10.1145/3491102.3517701.
- [70] Byung Hyung Kim, Seunghun Koh, Sejoon Huh, Sungho Jo, and Sunghee Choi. Improved Explanatory Efficacy on Human Affect and Workload Through Interactive Process in Artificial Intelligence. *IEEE Access*, 8: 189013–189024, 2020. ISSN 2169-3536. doi:10.1109/ACCESS.2020.3032056.
- [71] Tim Draws, Karthikeyan Natesan Ramamurthy, Ioana Baldini, Amit Dhurandhar, Inkit Padhi, Benjamin Timmermans, and Nava Tintarev. Explainable Cross-Topic Stance Detection for Search Results. In *Proceedings of the 2023 Conference on Human Information Interaction and Retrieval*, pages 221–235, Austin TX USA, March 2023. ACM. ISBN 9798400700354. doi:10.1145/3576840.3578296.
- [72] Daniel Karl I. Weidele, Shazia Afzal, Abel N. Valente, Cole Makuch, Owen Cornec, Long Vu, Dharmashankar Subramanian, Werner Geyer, Rahul Nair, Inge Vejsbjerg, Radu Marinescu, Paulito Palmes, Elizabeth M. Daly, Loraine Franke, and Daniel Haehn. AutoDOViz: Human-Centered Automation for Decision Optimization. In *Proceedings of the 28th International Conference on Intelligent User Interfaces*, pages 664–680, Sydney NSW Australia, March 2023. ACM. ISBN 9798400701061. doi:10.1145/3581641.3584094.
- [73] Mohammad Naiseh, Reem S. Al-Mansoori, Dena Al-Thani, Nan Jiang, and Raian Ali. Nudging through Friction: An Approach for Calibrating Trust in Explainable AI. In *2021 8th International Conference on Behavioral and Social Computing (BESC)*, pages 1–5, Doha, Qatar, October 2021. IEEE. ISBN 978-1-66540-023-7. doi:10.1109/BESC53957.2021.9635271.
- [74] Sérgio Jesus, Catarina Belém, Vladimir Balayan, João Bento, Pedro Saleiro, Pedro Bizarro, and João Gama. How can I choose an explainer?: An Application-grounded Evaluation of Post-hoc Explanations. In *Proceedings of the 2021 ACM Conference on Fairness, Accountability, and Transparency*, pages 805–815, Virtual Event Canada, March 2021. ACM. ISBN 978-1-4503-8309-7. doi:10.1145/3442188.3445941.
- [75] Mashael M. Alsulami. Exploring User’s Perception of Explainability of Blocked Content in Online Social Network Services. In *2022 International Conference on Engineering and Emerging Technologies (ICEET)*, pages 1–6, Kuala Lumpur, Malaysia, October 2022. IEEE. ISBN 978-1-66549-106-8. doi:10.1109/ICEET56468.2022.10007278.
- [76] Suyog Chandramouli, Yifan Zhu, and Antti Oulasvirta. Interactive Personalization of Classifiers for Explainability using Multi-Objective Bayesian Optimization. In *Proceedings of the 31st ACM Conference on User Modeling, Adaptation and Personalization*, pages 34–45, Limassol Cyprus, June 2023. ACM. ISBN 978-1-4503-9932-6. doi:10.1145/3565472.3592956.
- [77] Jonathan Dodge, Q. Vera Liao, Yunfeng Zhang, Rachel K. E. Bellamy, and Casey Dugan. Explaining models: An empirical study of how explanations impact fairness judgment. In *Proceedings of the 24th International Conference on Intelligent User Interfaces*, pages 275–285, Marina del Ray California, March 2019. ACM. ISBN 978-1-4503-6272-6. doi:10.1145/3301275.3302310.
- [78] Lujain Ibrahim. Do Explanations Improve the Quality of AI-assisted Human Decisions? An Algorithm-in-the-Loop Analysis of Factual & Counterfactual Explanations. 2023.
- [79] Wencan Zhang, Mariella Dimiccoli, and Brian Y Lim. Debiased-CAM to mitigate image perturbations with faithful visual explanations of machine learning. In *CHI Conference on Human Factors in Computing Systems*, pages 1–32, New Orleans LA USA, April 2022. ACM. ISBN 978-1-4503-9157-3. doi:10.1145/3491102.3517522.

- [80] Yunlong Wang, Priyadarshini Venkatesh, and Brian Y Lim. Interpretable Directed Diversity: Leveraging Model Explanations for Iterative Crowd Ideation. In *CHI Conference on Human Factors in Computing Systems*, pages 1–28, New Orleans LA USA, April 2022. ACM. ISBN 978-1-4503-9157-3. doi:10.1145/3491102.3517551.
- [81] Takane Ueno, Yeongdae Kim, Hiroki Oura, and Katie Seaborn. Trust and Reliance in Consensus-Based Explanations from an Anti-Misinformation Agent. In *Extended Abstracts of the 2023 CHI Conference on Human Factors in Computing Systems*, pages 1–7, Hamburg Germany, April 2023. ACM. ISBN 978-1-4503-9422-2. doi:10.1145/3544549.3585713.
- [82] John D. Lee and Katrina A. See. Trust in automation: Designing for appropriate reliance. *Human Factors*, 46(1): 50–80, 2004. ISSN 0018-7208. doi:10.1518/hfes.46.1.50\_30392.
- [83] Weiquan Wang and Izak Benbasat. Recommendation Agents for Electronic Commerce: Effects of Explanation Facilities on Trusting Beliefs. *Journal of Management Information Systems*, 23(4):217–246, May 2007. ISSN 0742-1222, 1557-928X. doi:10.2753/MIS0742-1222230410.
- [84] Jiun-Yin Jian, Ann M Bisantz, Colin G Drury, and James Llinas. Foundations for an empirically determined scale of trust in automated systems. *UNITED STATES AIR FORCE RESEARCH LABORATORY*, 1998.
- [85] Robert R. Hoffman, Shane T. Mueller, Gary Klein, and Jordan Litman. Measures for explainable AI: Explanation goodness, user satisfaction, mental models, curiosity, trust, and human-AI performance. *Frontiers in Computer Science*, 5:1096257, February 2023. ISSN 2624-9898. doi:10.3389/fcomp.2023.1096257.
- [86] Sebastian A. C. Perrig, Nicolas Scharowski, and Florian Brühlmann. Trust Issues with Trust Scales: Examining the Psychometric Quality of Trust Measures in the Context of AI. In *Extended Abstracts of the 2023 CHI Conference on Human Factors in Computing Systems*, CHI EA ’23, pages 1–7, New York, NY, USA, April 2023. Association for Computing Machinery. ISBN 978-1-4503-9422-2. doi:10.1145/3544549.3585808.
- [87] Jin-Cherng Lin and Kuo-Chiang Wu. A Model for Measuring Software Understandability. *The Sixth IEEE International Conference on Computer and Information Technology (CIT’06)*, pages 192–192, 2006. doi:10.1109/CIT.2006.13.
- [88] Sara Tandon and Jennifer Wang. Surfacing AI Explainability in Enterprise Product Visual Design to Address User Tech Proficiency Differences. In *Extended Abstracts of the 2023 CHI Conference on Human Factors in Computing Systems*, pages 1–8, Hamburg Germany, April 2023. ACM. ISBN 978-1-4503-9422-2. doi:10.1145/3544549.3573867.
- [89] Maria Madsen and Shirley Gregor. Measuring Human-Computer Trust. In *Madsen, Maria, and Shirley Gregor. "Measuring Human-Computer Trust." 11th Australasian Conference on Information Systems.*, volume 53, 2000.
- [90] Viswanath Venkatesh and Hillol Bala. Technology Acceptance Model 3 and a Research Agenda on Interventions. *Decision Sciences*, 39(2):273–315, May 2008. ISSN 0011-7315, 1540-5915. doi:10.1111/j.1540-5915.2008.00192.x.
- [91] Lijie Guo, Christopher Flathmann, Reza Anaraky, Nathan McNeese, and Bart Knijnenburg. The Effect of Recommendation Source and Justification on Professional Development Recommendations for High School Teachers. In *Proceedings of the 33rd ACM Conference on Hypertext and Social Media*, pages 175–185, Barcelona Spain, June 2022. ACM. ISBN 978-1-4503-9233-4. doi:10.1145/3511095.3531280.
- [92] Thilo Spinner, Udo Schlegel, Hanna Schafer, and Mennatallah El-Assady. explAiner: A Visual Analytics Framework for Interactive and Explainable Machine Learning. *IEEE Transactions on Visualization and Computer Graphics*, pages 1–1, 2019. ISSN 1077-2626, 1941-0506, 2160-9306. doi:10.1109/TVCG.2019.2934629.
- [93] Nooree Kim, Yuri Park, and Daeho Lee. Differences in consumer intention to use on-demand automobile-related services in accordance with the degree of face-to-face interactions. *Technological Forecasting and Social Change*, 139:277–286, February 2019. ISSN 00401625. doi:10.1016/j.techfore.2018.11.014.
- [94] Mouadh Guesmi, Mohamed Amine Chatti, Laura Vorgerd, Thao Ngo, Shoeb Joarder, Qurat Ul Ain, and Arham Muslim. Explaining User Models with Different Levels of Detail for Transparent Recommendation: A User Study. In *Adjunct Proceedings of the 30th ACM Conference on User Modeling, Adaptation and Personalization*, pages 175–183, Barcelona Spain, July 2022. ACM. ISBN 978-1-4503-9232-7. doi:10.1145/3511047.3537685.

- [95] Marco Hellmann, Diana C Hernandez-Bocanegra, and Jürgen Ziegler. Development of an Instrument for Measuring Users' Perception of Transparency in Recommender Systems. In *Joint Proceedings of the ACM IUI Workshops 2022*, 2022.
- [96] Shuai Ma, Ying Lei, Xinru Wang, Chengbo Zheng, Chuhan Shi, Ming Yin, and Xiaojuan Ma. Who Should I Trust: AI or Myself? Leveraging Human and AI Correctness Likelihood to Promote Appropriate Trust in AI-Assisted Decision-Making. In *Proceedings of the 2023 CHI Conference on Human Factors in Computing Systems*, pages 1–19, Hamburg Germany, April 2023. ACM. ISBN 978-1-4503-9421-5. doi:10.1145/3544548.3581058.
- [97] Sahar Ghassabi, Behshid Behkamal, and Mostafa Milani. Leveraging Knowledge Graphs for Matching Heterogeneous Entities and Explanation. In *2023 IEEE International Conference on Big Data (BigData)*, pages 2910–2919, Sorrento, Italy, December 2023. IEEE. ISBN 9798350324457. doi:10.1109/BigData59044.2023.10386157.
- [98] Bettina Laugwitz, Theo Held, and Martin Schrepp. Construction and Evaluation of a User Experience Questionnaire. In Andreas Holzinger, editor, *HCI and Usability for Education and Work*, volume 5298, pages 63–76. Springer Berlin Heidelberg, Berlin, Heidelberg, 2008. ISBN 978-3-540-89349-3 978-3-540-89350-9. doi:10.1007/978-3-540-89350-9\_6.
- [99] Yunlong Wang, Shuyuan Shen, and Brian Y Lim. RePrompt: Automatic Prompt Editing to Refine AI-Generative Art Towards Precise Expressions. In *Proceedings of the 2023 CHI Conference on Human Factors in Computing Systems*, pages 1–29, Hamburg Germany, April 2023. ACM. ISBN 978-1-4503-9421-5. doi:10.1145/3544548.3581402.
- [100] Brigid M. Gillespie, Denise F. Polit, Lois Hamlin, and Wendy Chaboyer. Developing a model of competence in the operating theatre: Psychometric validation of the Perceived Perioperative Competence Scale-Revised. *International Journal of Nursing Studies*, 49(1):90–101, January 2012. ISSN 0020-7489. doi:10.1016/j.ijnurstu.2011.08.001.
- [101] Jürgen H. P. Hoffmeyer-Zlotnik and Uwe Warner. The Harmonized Questionnaire for Sociodemographic Measures. In Jürgen H.P. Hoffmeyer-Zlotnik and Uwe Warner, editors, *Sociodemographic Questionnaire Modules for Comparative Social Surveys*, pages 55–75. Springer International Publishing, Cham, 2018. ISBN 978-3-319-90209-8. doi:10.1007/978-3-319-90209-8\_4.
- [102] Jie Liu, Kim Marriott, Tim Dwyer, and Guido Tack. Increasing User Trust in Optimisation through Feedback and Interaction. *ACM Transactions on Computer-Human Interaction*, 29(5):1–34, October 2022. ISSN 1073-0516, 1557-7325. doi:10.1145/3503461.
- [103] Peter J Jordan, Ashlea C Troth, and Hongmin Yan. Objective and subjective measurement in applied business settings: Improving research in organizations. *Australian Journal of Management*, page 03128962241286258, October 2024. ISSN 0312-8962. doi:10.1177/03128962241286258.
- [104] Zeyu Xiong, Weitao Wang, Jing Yu, Yue Lin, and Ziyang Wang. A Comprehensive Survey for Evaluation Methodologies of AI-Generated Music, August 2023.
- [105] Diana C. Hernandez-Bocanegra and Jürgen Ziegler. Explaining Recommendations through Conversations: Dialog Model and the Effects of Interface Type and Degree of Interactivity. *ACM Transactions on Interactive Intelligent Systems*, 13(2):1–47, June 2023. ISSN 2160-6455, 2160-6463. doi:10.1145/3579541.
- [106] Mouadh Guesmi, Mohamed Amine Chatti, Laura Vorgerd, Shoeb Joarder, Shadi Zumor, Yiqi Sun, Fangzheng Ji, and Arham Muslim. On-demand Personalized Explanation for Transparent Recommendation. In *Adjunct Proceedings of the 29th ACM Conference on User Modeling, Adaptation and Personalization*, pages 246–252, Utrecht Netherlands, June 2021. ACM. ISBN 978-1-4503-8367-7. doi:10.1145/3450614.3464479.
- [107] Bhavya Ghai, Q. Vera Liao, Yunfeng Zhang, Rachel Bellamy, and Klaus Mueller. Explainable Active Learning (XAL): Toward AI Explanations as Interfaces for Machine Teachers. *Proceedings of the ACM on Human-Computer Interaction*, 4(CSCW3):1–28, January 2021. ISSN 2573-0142. doi:10.1145/3432934.
- [108] Hamed Taherdoost. Validity and Reliability of the Research Instrument; How to Test the Validation of a Questionnaire/Survey in a Research, August 2016.
- [109] Richard H. Kallet. How to Write the Methods Section of a Research Paper. *Respiratory Care*, 49(10):1229–1232, October 2004. ISSN 0020-1324, 1943-3654.

- [110] Michaela Benk, Sophie Kerstan, Florian von Wangenheim, and Andrea Ferrario. Twenty-four years of empirical research on trust in AI: A bibliometric review of trends, overlooked issues, and future directions. *AI & SOCIETY*, October 2024. ISSN 1435-5655. doi:10.1007/s00146-024-02059-y.
- [111] Mary Beth Rosson and John M. Carroll. Chapter 2 - Analyzing Requirements. In Mary Beth Rosson and John M. Carroll, editors, *Usability Engineering*, Interactive Technologies, pages 37–78. Morgan Kaufmann, San Francisco, January 2002. ISBN 978-1-55860-712-5. doi:10.1016/B978-155860712-5/50003-5.
- [112] Alpay Sabuncuoglu and T. Metin Sezgin. Developing a Multimodal Classroom Engagement Analysis Dashboard for Higher-Education. *Proceedings of the ACM on Human-Computer Interaction*, 7(EICS):1–23, June 2023. ISSN 2573-0142. doi:10.1145/3593240.
- [113] Songheng Zhang, Haotian Li, Huamin Qu, and Yong Wang. AdaVis: Adaptive and Explainable Visualization Recommendation for Tabular Data. *IEEE Transactions on Visualization and Computer Graphics*, pages 1–14, 2023. ISSN 1077-2626, 1941-0506, 2160-9306. doi:10.1109/TVCG.2023.3316469.
- [114] Alex Raymond, Hatice Gunes, and Amanda Prorok. Culture-Based Explainable Human-Agent Deconfliction. *New Zealand*, 2020.
- [115] Valdemar Danry, Pat Pataranutaporn, Yaoli Mao, and Pattie Maes. Wearable Reasoner: Towards Enhanced Human Rationality Through A Wearable Device With An Explainable AI Assistant. In *Proceedings of the Augmented Humans International Conference*, pages 1–12, Kaiserslautern Germany, March 2020. ACM. ISBN 978-1-4503-7603-7. doi:10.1145/3384657.3384799.
- [116] Abdullah Aman Tutul, Ehsanul Haque Nirjhar, and Theodora Chaspari. Investigating Trust in Human-Machine Learning Collaboration: A Pilot Study on Estimating Public Anxiety from Speech. In *Proceedings of the 2021 International Conference on Multimodal Interaction*, pages 288–296, Montréal QC Canada, October 2021. ACM. ISBN 978-1-4503-8481-0. doi:10.1145/3462244.3479926.
- [117] Benjamin Charles Germain Lee, Doug Downey, Kyle Lo, and Daniel S. Weld. LIMEADE: From AI Explanations to Advice Taking. *ACM Transactions on Interactive Intelligent Systems*, 13(4):1–29, December 2023. ISSN 2160-6455, 2160-6463. doi:10.1145/3589345.
- [118] Bowen Yu, Ye Yuan, Loren Terveen, Zhiwei Steven Wu, Jodi Forlizzi, and Haiyi Zhu. Keeping Designers in the Loop: Communicating Inherent Algorithmic Trade-offs Across Multiple Objectives. In *Proceedings of the 2020 ACM Designing Interactive Systems Conference*, pages 1245–1257, Eindhoven Netherlands, July 2020. ACM. ISBN 978-1-4503-6974-9. doi:10.1145/3357236.3395528.
- [119] Ambreen Hanif, Amin Beheshti, Boualem Benatallah, Xuyun Zhang, and Steven Wood. Evidence Based Pipeline for Explaining Artificial Intelligence Algorithms with Interactions. In *2022 IEEE 9th International Conference on Data Science and Advanced Analytics (DSAA)*, pages 1–9, October 2022. doi:10.1109/DSAA54385.2022.10032417.
- [120] Yeongdae Kim, Takane Ueno, Katie Seaborn, Hiroki Oura, Jacqueline Urakami, and Yuto Sawa. Exoskeleton for the Mind: Exploring Strategies Against Misinformation with a Metacognitive Agent. In *Augmented Humans Conference*, pages 209–220, Glasgow United Kingdom, March 2023. ACM. ISBN 978-1-4503-9984-5. doi:10.1145/3582700.3582725.
- [121] Manisha Kusuma, Vikram Mohanty, Marx Wang, and Kurt Luther. Civil War Twin: Exploring Ethical Challenges in Designing an Educational Face Recognition Application. In *Proceedings of the 2022 AAAI/ACM Conference on AI, Ethics, and Society*, pages 369–384, Oxford United Kingdom, July 2022. ACM. ISBN 978-1-4503-9247-1. doi:10.1145/3514094.3534141.
- [122] Swati Mishra and Jeffrey M. Rzeszotarski. Crowdsourcing and Evaluating Concept-driven Explanations of Machine Learning Models. *Proceedings of the ACM on Human-Computer Interaction*, 5(CSCW1):1–26, April 2021. ISSN 2573-0142. doi:10.1145/3449213.
- [123] David Piorkowski, Inge Vejsbjerg, Owen Cornec, Elizabeth M. Daly, and Öznur Alkan. AIMEE: An Exploratory Study of How Rules Support AI Developers to Explain and Edit Models. *Proceedings of the ACM on Human-Computer Interaction*, 7(CSCW2):1–25, September 2023. ISSN 2573-0142. doi:10.1145/3610046.

- [124] Shravan Sajja, Nupur Aggarwal, Sumanta Mukherjee, Kushagra Manglik, Satyam Dwivedi, and Vikas Raykar. Explainable AI based Interventions for Pre-season Decision Making in Fashion Retail. In *Proceedings of the 3rd ACM India Joint International Conference on Data Science & Management of Data (8th ACM IKDD CODS & 26th COMAD)*, pages 281–289, Bangalore India, January 2021. ACM. ISBN 978-1-4503-8817-7. doi:10.1145/3430984.3430995.
- [125] Rita Sevastjanova, Wolfgang Jentner, Fabian Sperrle, Rebecca Kehlbeck, Jürgen Bernard, and Mennatallah El-assady. QuestionComb: A Gamification Approach for the Visual Explanation of Linguistic Phenomena through Interactive Labeling. *ACM Transactions on Interactive Intelligent Systems*, 11(3-4):1–38, December 2021. ISSN 2160-6455, 2160-6463. doi:10.1145/3429448.
- [126] Tong Steven Sun, Yuyang Gao, Shubham Khaladkar, Sijia Liu, Liang Zhao, Young-Ho Kim, and Sungsoo Ray Hong. Designing a Direct Feedback Loop between Humans and Convolutional Neural Networks through Local Explanations. *Proceedings of the ACM on Human-Computer Interaction*, 7(CSCW2):1–32, September 2023. ISSN 2573-0142. doi:10.1145/3610187.
- [127] Zining Ye, Xinran Yuan, Shaurya Gaur, Aaron Halfaker, Jodi Forlizzi, and Haiyi Zhu. Wikipedia ORES Explorer: Visualizing Trade-offs For Designing Applications With Machine Learning API. In *Designing Interactive Systems Conference 2021*, pages 1554–1565, Virtual Event USA, June 2021. ACM. ISBN 978-1-4503-8476-6. doi:10.1145/3461778.3462099.

## A Excluded Concepts

Concept	Papers
Acceptance of estimation	[96]
Accessibility	[112]
Accountability	[78]
Actionability	[46]
Adaptability	[113]
Aesthetics	[112]
Affective state	[70]
Affect	[114]
Agency	[67]
Agreement	[114]
Attitude	[72]
Attitudes on debated topics	[71]
Auditory Explanation	[115]
Awareness	[48]
Benevolence	[91], [55]
Big Five Personality Traits	[116]
Broad interests	[75]
Capability	[55]
Challenge	[114], [67]
Comfortableness	[69]
Competence	[67]
Computation Diversity	[80]
Confidence in recommendation	[88]
Consistency	[69]
Control	[117]
Desire for emotional support	[60]
Demand for explanations	[56]
Emotional support	[60]
Estimation of AI's confidence	[65]
Evaluation strategy	[102]
Explanation agreement	[107]
Explanation clarity	[105]
Explanation completeness	[97], [105]
Explanation soundness	[97]
Explanation transparency	[56]
Explainability	[76], [91], [59]
Expected aesthetics score	[64]
Fairness	[77], [78]
Friendliness	[69]
Fulfillingness	[69]
Fun	[69]
Facilitating condition	[47]
Goal congruence	[67]
Human-likeness	[66], [60]
Image	[47]
Involvement	[47]
Integrity belief	[91]
Interface Evaluation	[102]
Likeability	[60]
Model selection	[118]
Operability	[112]
Perceived error rate	[49]
Perceived importance for message quality or diversity	[80]
Perceived stress	[69]
Perceived autonomy	[96]



Concept	Papers
Persuasiveness	[94]
Predictability	[47]
Rating rationale	[99]
Recognizability	[112]
Representativeness	[79]
Rule consultation	[114]
Scrutability	[94]
Social influence	[47]
Usage behavior	[75]
Understanding of stress	[69]
Visualization familiarity	[105], [94]
Willingness to pay	[52]

## B Concept Matrices

Table 7: XAI Properties Table

Articles	Core System				Explanations											
	Systems				Modality			Scope		Approach					Engage- ment	
	Analysis System	Decision Support System	Gaming System	Recommender System	Graphical	Numerical	Textual	Local	Global	Causal	Contrastive/Counterfactual	Example-based	Feature-based	Rule-based	Interactive	Static
261 Alsulami[75]	•						•	•								•
262 Arrotta[51]	•						•	•		•						•
263 Ben David[52]			•			•	•	•	•				•			•
264 Bhattacharya [46]				•	•	•	•	•			•		•	•	•	
265 Cai[55]	•				•		•	•	•			•				•
266 Chandramouli [76]	•				•			•					•			•
267 Chazette[56]		•					•	•					•		•	
268 Chen[58]		•			•		•	•				•	•			•
269 Danry[115]	•						•	•		•						•
270 Dodge[77]	•					•	•	•	•	•	•		•	•		•
271 Donkers[57]				•	•		•	•					•			•
272 Draws[71]	•				•		•	•					•			•
273 Ehsan[66]			•				•	•		•						•
274 Eiband[44]				•			•	•					•		•	
275 Ghai[107]	•				•			•					•		•	
276 Ghassabi[97]	•						•	•								•
277 Guerdan[67]			•													•
278 Guesmi[94]				•	•	•	•	•	•				•		•	
279 Guesmi[106]				•	•	•	•	•	•				•		•	
280 Guo[91]				•	•		•	•					•			•

Continued on next page

Table 7: XAI Properties Table (Continued)

Articles	Core System				Explanations											
	Systems				Modality			Scope		Approach					Engage- ment	
	Analysis System	Decision Support System	Gaming System	Recommender System	Graphical	Numerical	Textual	Local	Global	Causal	Contrastive/Counterfactual	Example-based	Feature-based	Rule-based	Interactive	Static
281 Hanif[119]	•				•	•		•							•	
282 Hernandez-Bocanegra[105]				•		•	•	•		•			•		•	
283 Hong[54]		•			•		•		•				•		•	
284 Ibrahim[78]		•					•	•			•		•			•
285 Jesus[74]	•				•	•	•	•					•			•
286 Kim[70]				•	•			•					•		•	
287 Kim[59]	•				•	•		•				•				•
288 Kim[49]			•		•		•	•							•	
289 Kim[69]	•				•		•	•					•			•
290 Kim[120]	•						•	•		•					•	
291 Krarup[63]		•			•		•	•		•	•				•	
292 Kusuma[121]	•				•		•	•				•				•
293 Lee[117]				•			•	•					•		•	
294 Liu[102]	•				•			•					•		•	
295 Ma[96]		•			•	•	•	•					•			•
296 Miranda[50]			•		•	•		•	•		•				•	
297 Mishra[65]	•				•			•		•	•				•	
298 Mishra[122]	•				•		•	•	•	•			•		•	
299 Naiseh[73]		•			•			•					•			•
300 Nakao[62]	•				•	•	•	•	•			•	•		•	
301 Nielsen[61]	•				•			•					•			•
302 Oh[64]	•				•		•	•				•				•
303 Panigutti[47]		•			•		•	•						•	•	

Continued on next page

Table 7: XAI Properties Table (Continued)

Articles	Core System				Explanations											
	Systems				Modality			Scope		Approach					Engage-ment	
	Analysis System	Decision Support System	Gaming System	Recommender System	Graphical	Numerical	Textual	Local	Global	Causal	Contrastive/Counterfactual	Example-based	Feature-based	Rule-based	Interactive	Static
304 Piorkowski[123]	•				•	•	•	•						•	•	
305 Raymond[114]			•				•	•			•					•
306 Sabuncuoglu [112]	•						•	•						•		•
307 Sajja[124]		•			•			•			•				•	
308 Sevastjanova [125]	•						•	•					•		•	
309 Spinner[92]	•				•		•	•	•				•		•	
310 Sun[126]	•				•	•		•				•	•		•	
311 Tandon[88]	•				•	•	•	•					•			•
312 Tsai[48]	•						•	•		•		•		•	•	
313 Tutul[116]	•				•			•	•				•		•	
314 Ueno[81]	•						•	•							•	
315 Wang[99]	•						•	•								•
316 Wang[80]	•				•	•	•	•			•		•		•	
317 Weidele[72]	•				•	•	•	•						•	•	
318 Xu[45]				•	•		•	•		•					•	
319 Yang[68]	•				•	•		•				•				•
320 Ye[127]	•				•	•	•	•	•						•	
321 You[60]		•					•	•		•					•	
322 Yu[118]	•				•		•	•							•	
323 Zhang[113]				•			•		•					•		•
324 Zhang[79]	•				•		•	•					•			•
325 Zöller[53]	•				•	•		•							•	

Continued on next page

Table 7: XAI Properties Table (Continued)

Articles	Core System				Explanations										
	Systems				Modality			Scope		Approach					Engage- ment
	Analysis System	Decision Support System	Gaming System	Recommender System	Graphical	Numerical	Textual	Local	Global	Causal	Contrastive/Counterfactual	Example-based	Feature-based	Rule-based	Interactive Static
$\Sigma$	38	10	6	11	43	20	49	42	13	12	9	9	33	8	35 30

Table 8: Metrics Table

Number/ Article	System Metrics											User Metrics						
	Core System										Expla- nation	Characteristics				Acti- vity		
	<i>Affect- ion</i>		<i>Cognition</i>			<i>Usability</i>				<i>Inter- preta- bility</i>								
Satisfaction	Trust	Mental Model	Understandability	Task load	Ease of Use and Learning	Effectiveness	Efficiency	Usefulness	Intention to use		Transparency	Explanation usefulness	Explanation satisfaction	AI Familiarity	Cognitive Style	Domain Expertise	Prior Trust	User Behavior
261 Alsulami[75]																•		•
262 Arrotta[51]												•						
263 Ben David[52]		•										•						
264 Bhattacharya[46]		•	•	•				•	•								•	•
265 Cai[55]		•		•													•	
266 Chandramouli[76]																		
267 Chazette[56]	•										•	•			•		•	
268 Chen[58]										•			•				•	•
269 Danry[115]						•		•										
270 Dodge[77]														•		•		
271 Donkers[57]											•	•						
272 Draws[71]			•								•	•						•
273 Ehsan[66]		•		•								•						
274 Eiband[44]			•			•				•								
275 Ghai[107]	•	•			•								•	•	•	•		•
276 Ghassabi[97]		•		•							•	•	•	•	•			

Continued on next page

Table 8: Metrics Table (Continued)

Number/ Article	System Metrics											User Metrics							
	Core System										Explanation	Characteristics				Acti- vity			
	<i>Affect- ion</i>		<i>Cognition</i>			<i>Usability</i>				<i>Inter- prete- bility</i>									
	Satisfaction	Trust	Mental Model	Understandability	Task load	Ease of Use and Learning	Effectiveness	Efficiency	Usefulness	Intention to use	Transparency	Explanation usefulness	Explanation satisfaction	AI Familiarity	Cognitive Style	Domain Expertise	Prior Trust	User Behavior	User Task Performance
277 Guerdan[67]																		•	•
278 Guesmi[94]		•					•	•			•		•	•	•	•	•		
279 Guesmi[106]													•	•		•			
280 Guo[91]	•	•		•			•		•		•								
281 Hanif[119]		•		•					•							•			
282 Hernandez-Bocanegra[105]	•	•	•	•			•		•	•	•	•	•		•				
283 Hong[54]		•				•				•				•		•		•	•
284 Ibrahim[78]		•										•		•		•			•
285 Jesus[74]												•							•
286 Kim[70]					•							•						•	
287 Kim[59]	•	•	•	•		•			•	•				•					
288 Kim[49]					•											•			
289 Kim[69]		•	•		•	•	•	•	•			•				•		•	
290 Kim[120]						•			•	•						•		•	
291 Krarup[63]												•	•						

Continued on next page

Table 8: Metrics Table (Continued)

Number/ Article	System Metrics											User Metrics							
	Core System										Expla- nation	Characteristics				Acti- vity			
	<i>Affect- ion</i>		<i>Cognition</i>			<i>Usability</i>				<i>Inter- prete- bility</i>									
	Satisfaction	Trust	Mental Model	Understandability	Task load	Ease of Use and Learning	Effectiveness	Efficiency	Usefulness	Intention to use	Transparency	Explanation usefulness	Explanation satisfaction	AI Familiarity	Cognitive Style	Domain Expertise	Prior Trust	User Behavior	User Task Performance
292 Kusuma[121]														•		•			
293 Lee[117]	•	•				•	•			•	•					•			
294 Liu[102]	•	•		•			•		•							•		•	
295 Ma[96]	•	•			•	•			•	•		•		•					•
296 Miranda[50]				•			•		•	•		•		•		•			
297 Mishra[65]	•	•		•		•			•				•	•		•			
298 Mishra[122]		•					•						•						
299 Naiseh[73]		•														•		•	
300 Nakao[62]					•									•			•		
301 Nielsen[61]																		•	
302 Oh[64]				•										•		•			
303 Panigutti[47]		•		•		•	•	•	•				•		•	•	•		
304 Piorkowski[123]	•		•	•		•			•					•		•			
305 Raymond[114]																			•
306 Sabuncuoglu[112]	•					•	•	•											
307 Sajja[124]												•	•						

Continued on next page



Table 8: Metrics Table (Continued)

Number/ Article	System Metrics												User Metrics						
	Core System										Explanation		Characteristics				Activity		
	Affect-ion		Cognition			Usability													Inter-pretability
	Satisfaction	Trust	Mental Model	Understandability	Task load	Ease of Use and Learning	Effectiveness	Efficiency	Usefulness	Intention to use	Transparency	Explanation usefulness	Explanation satisfaction	AI Familiarity	Cognitive Style	Domain Expertise	Prior Trust	User Behavior	User Task Performance
308 Sevasjanova[125]																•			
309 Spinner[92]									•					•		•			
310 Sun[126]						•	•		•			•		•		•			
311 Tandon[88]		•		•										•		•			
312 Tsai[48]	•	•	•		•	•	•		•		•			•					
313 Tutul[116]		•							•							•			
314 Ueno[81]		•														•		•	
315 Wang[99]							•									•			
316 Wang[80]	•					•			•			•							•
317 Weidele[72]		•				•			•					•		•	•		
318 Xu[45]		•		•		•				•	•								
319 Yang[68]	•	•		•								•		•		•	•		•
320 Ye[127]														•		•			
321 You[60]	•	•			•		•	•			•			•		•			
322 Yu[118]		•		•										•					•
323 Zhang[113]							•					•				•			

Continued on next page

Table 8: Metrics Table (Continued)

Number/ Article	System Metrics											User Metrics							
	Core System										Explan- ation	Characteristics				Acti- vity			
	<i>Affect- ion</i>		<i>Cognition</i>			<i>Usability</i>				<i>Inter- prete- bility</i>									
	Satisfaction	Trust	Mental Model	Understandability	Task load	Ease of Use and Learning	Effectiveness	Efficiency	Usefulness	Intention to use	Transparency	Explanation usefulness	Explanation satisfaction	AI Familiarity	Cognitive Style	Domain Expertise	Prior Trust	User Behavior	User Task Performance
324 Zhang[79]												•		•		•			
325 Zöller[53]		•		•		•				•				•		•			
Σ	15	31	8	19	8	18	15	5	20	13	7	18	15	27	5	35	6	14	13