

METACAPTIONER: TOWARDS GENERALIST VISUAL CAPTIONING WITH OPEN-SOURCE SUITES

Zhenxin Lei^{4,1}, Zhangwei Gao^{2,1}, Changyao Tian^{6,1}, Erfei Cui^{2,1}, Guanzhou Chen^{2,1}, Danni Yang^{5,1}, Yuchen Duan^{2,3}, Zhaokai Wang^{2,1}, Wenhao Li^{5,1}, Weiyun Wang^{2,1}, Xiangyu Zhao^{2,1}, Jiayi Ji⁵, Yu Qiao¹, Wenhai Wang^{6,1}, Gen Luo¹

¹Shanghai AI Laboratory ²Shanghai Jiao Tong University ³Fudan University

⁴University of Chinese Academy of Science ⁵Xiamen University

⁶The Chinese University of Hong Kong

Github: <https://github.com/OpenGVLab/MetaCaptioner>

ABSTRACT

Generalist visual captioning goes beyond a simple appearance description task, but requires integrating a series of visual cues into a caption and handling various visual domains. In this task, current open-source models present a large performance gap with commercial ones, which limits various applications such as data synthesis. To bridge the gap, this paper proposes CapFlow, a novel multi-agent collaboration workflow. CapFlow demonstrates for the first time that, by capitalizing on open-source models, it is possible to achieve caption quality on par with GPT-4.1 in various domains with an 89.5% reduction in costs. By leveraging CapFlow as the data synthesizer, we produce high-quality visual captions from image and video domains at scale, and obtain a generalist visual captioner via fine-tuning, namely MetaCaptioner. Through extensive experiments, we show that MetaCaptioner not only achieves comparable captioning capabilities with commercial models but also reaches top-tier multimodal performance in the open-source community. We hope CapFlow and MetaCaptioner can benefit future multimodal research by providing a strong and cost-effective visual captioning solution. Our source code and models are released at <https://github.com/OpenGVLab/MetaCaptioner>.

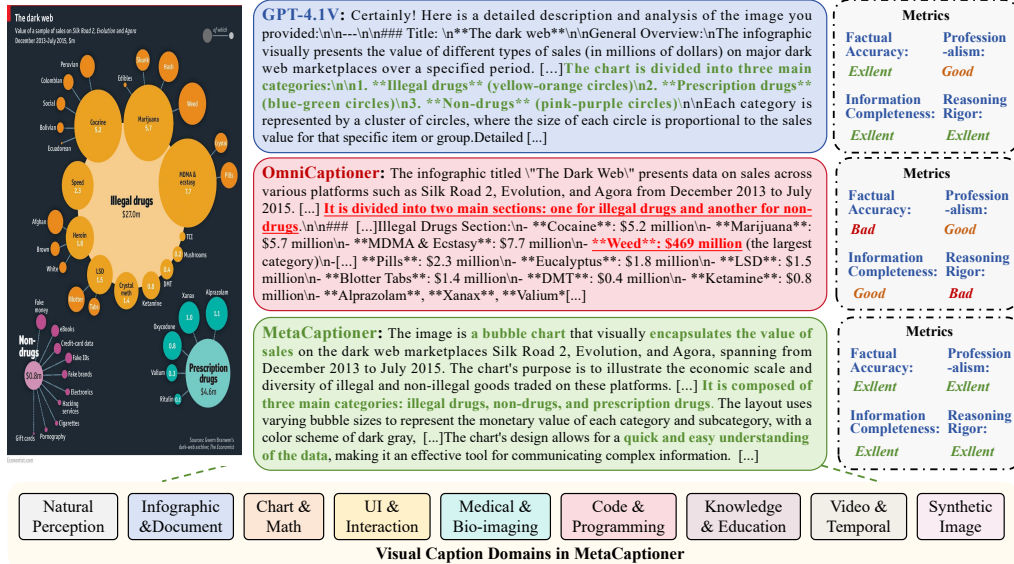


Figure 1: Comparison of caption quality between GPT-4.1, OmniCaptioner (Lu et al., 2025) and MetaCaptioner. These metrics are computed by GPT-5. MetaCaptioner is able to generate informative captions for a variety of visual domains with comparable quality to GPT-4.1.

1 INTRODUCTION

Visual captioning, a fundamental task in computer vision, aims to describe images or videos using natural sentences (Wang et al., 2020; Xu et al., 2015). Over the past decade, this field has received an influx of interest in the community (Chen et al., 2024b; Li et al., 2024d; You et al., 2016; Anderson et al., 2018), with the majority of research focusing on natural scene description (You et al., 2016; Yao et al., 2017; Anderson et al., 2018). With the advent of multimodal large language models (MLLMs) (Wang et al., 2025; 2024a; Li et al., 2024a), visual captioning has evolved beyond a simple multimodal task and now plays an increasingly crucial role in model pre-training (Wang et al., 2025; Betker et al., 2023) and data synthesis (Chen et al., 2024b; Li et al., 2024d; Yu et al., 2024). This progression imposes higher demands on existing visual captioners in handling more diverse and complex scenarios, such as mathematical figures (Zhang et al., 2024b; Lu et al., 2023b), diagrams (Mathew et al., 2022), and documents (Mathew et al., 2021).

To overcome this limitation, increasing efforts have been devoted to producing informative visual captions. Among them, a promising method is to design domain-specific prompt and leverage the advanced commercial MLLM, *e.g.*, GPT-4 (Hurst et al., 2024), to generate detailed captions (Chen et al., 2024b). While effective, such approach becomes prohibitively expensive as the data scale increases. Recent attempts also explore open-source MLLMs to synthesize the generalist visual captions (Xing et al., 2025; Lu et al., 2025), yet their caption quality still lags far behind that of commercial ones due to the limited capabilities. Therefore, one critical issues are naturally raised: *Is possible to bridge the gap in generalist visual captioning through open-source suites?*

To answer this question, we observe that the main difficulty of generalist visual captioning with open-source MLLM lies in the large domain gap. In particular, most MLLMs excel at natural scenes, and they tend to describe the subject, texture, and object relationship in an image. Nevertheless, the description requirements become quite different and challenging in other visual domains. For instance, for knowledge-based scenario, *e.g.*, math, the description should not only contain visual appearance, but also the related visual knowledge and underlying visual logic. As shown in Fig. 1, open-source MLLMs like OmniCaptioner (Lu et al., 2025) struggle to seamlessly integrate these capabilities into one description, often lacking fine-grained details in some aspects.

To address this issue, we propose *CapFlow*, a novel multi-agent collaboration workflow for producing generalist visual captioning with open-source MLLMs. The main principle of CapFlow is to decompose visual captioning into sub-tasks and synthesize evidence from diverse aspects. As shown in Fig. 2, CapFlow consists of a hierarchical workflow, where each agent performs as a distinct role in perception, visual knowledge extraction, visual reasoning, summary, *etc.* In CapFlow, visual descriptions from different perspectives are produced by the corresponding agents and ultimately aggregated into a single caption. To further eliminate the domain gap, we design a domain routing mechanism to dynamically assign the suitable workflow of CapFlow for different visual domains. Through close collaboration, CapFlow can achieve general visual captioning capabilities comparable to the top commercial models *i.e.* GPT-4.1 (OpenAI, 2025), at only 10.5% of the cost.

Based on CapFlow, we aim to equip generalist visual captioning capabilities to common MLLMs (Wang et al., 2025), thus yielding an efficient and general visual captioner, namely *MetaCaptioner*. In particular, we leverage CapFlow as a strong data engine to produce informative captions for images and videos from various domains, with a strict reject sampling pipeline to filter out low-quality captions. Thanks to the cheap yet effective pipeline of CapFlow, we can efficiently scale up the data size to 4.1 millions, enabling a seamless convert of the open-source MLLM into MetaCaptioner through fine-tuning. Thanks to the high-quality captions from CapFlow, MetaCaptioner not only demonstrates powerful visual captioning capabilities at a lower cost (0.7% of GPT-4.1), but also achieves top-tier multimodal performance against existing open-source MLLMs.

To validate our approach, we conduct extensive experiments on 13 benchmarks of two common settings: (1) Visual reasoning with large language models (LLMs) (Lu et al., 2025): The detailed captions generated by CapFlow and MetaCaptioner are used as input to LLM for visual reasoning, thus diagnosing visual caption capabilities. (2) Downstream evaluations (Wang et al., 2025; 2024a; Xie et al., 2025): We directly evaluate the performance of MetaCaptioner on understanding and reasoning tasks across various domains, thereby validating the benefits of training with generalist caption data. Our experimental results show that our MetaCaptioner, even with a lightweight parameter size, can already achieve comparable captioning capabilities with the commercial model GPT-4.1 (OpenAI,

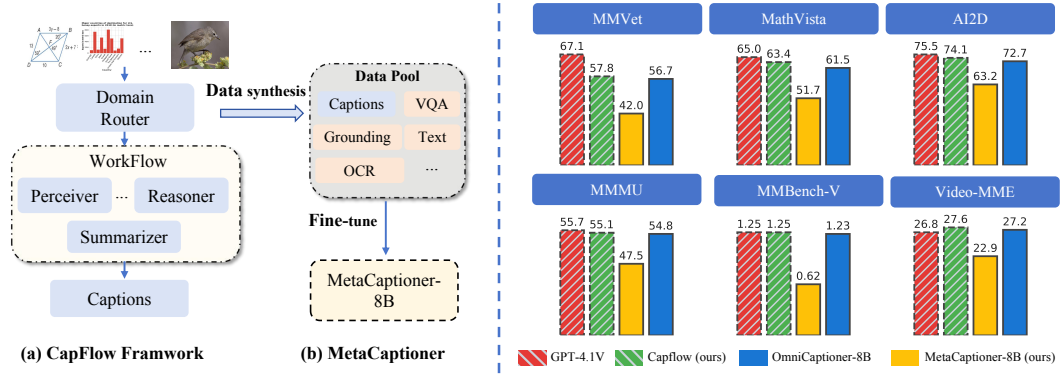


Figure 2: **Comparison of existing captioning systems with our methods.** Our CapFlow adopts a multi-agent collaboration workflow to produce high-quality captions for training MetaCaptioner-8B. Under the setting of visual reasoning with LLMs, CapFlow and MetaCaptioner-8B achieve comparable performance with GPT-4.1 using open-source suites.

2025) on several benchmarks, and its downstream performance also benefits from the synthetic data from CapFlow, *e.g.*, +3.7 on MathVerse. CapFlow and MetaCaptioner provide a cheap and strong visual captioning solution that will potentially benefit future multimodal research. In summary, our contributions are three folds:

- We propose CapFlow, an innovative multi-agent collaboration workflow for producing generalist captioning on various image and video domains. CapFlow is the first open-source framework that reaches comparable captioning performance with GPT-4.1.
- By leveraging CapFlow as the data synthesizer, we present the strongest open-source visual captioner in the community, namely MetaCaptioner. MetaCaptioner not only possess powerful generalist captioning capabilities, but also maintains top-tier multimodal performance.
- We conduct extensive experiments to ablate CapFlow and MetaCaptioner, providing invaluable hints for future research. In addition, our source models and codes will be publicly released, further advancing the development of generalist visual captioning and the broader multimodal research.

2 RELATED WORK

2.1 MULTIMODAL LARGE LANGUAGE MODELS

With the development of multi-modal large language models (MLLMs), visual-language alignment has attached more attention. Most approaches improve the alignment of visual and language by pre-training on large-scale image-text pairs (Radford et al., 2021; Alayrac et al., 2022; Li et al., 2022; 2023). Subsequent research attempt to achieve this challenge through incorporating high quality data for pre-training and supervised fine-tuning stage (Liu et al., 2023b; Li et al., 2024a; Guo et al., 2024b; Zhu et al., 2023; Wang et al., 2024a; Chen et al., 2024e; Wang et al., 2025). Some models further introduce more fine-grained image-text annotation data (Li et al., 2024d; 2025; Deng et al., 2025) (*e.g.* grounding and mask annotations) to reduce hallucinations and strengthen visual grounding ability. Nevertheless, due to the domain coverage and annotation costs, constructing multi-domain, high-quality image-caption pairs remains a significant challenge.

2.2 GENERALIST VISUAL CAPTIONING

Recent progress in multimodal community has significantly increased the demand for generalist visual captioning. In particular, existing methods can be broadly categorized into two categories. The first category often prompts powerful MLLMs (*e.g.*, GPT-4o (Hurst et al., 2024) and GPT-4V (Achiam et al., 2023)) through carefully designed prompts to generate high-quality captions (Chen et al., 2024b; d; Lu et al., 2025). Some works also adopt coarse-to-fine grained optimization like introducing visually differentiated descriptions (Chen et al., 2024d) and multi-turn caption optimization (Betker et al., 2023; Xing et al., 2025; You et al., 2025). The second category centers on multi-source caption synthesis, typically incorporating multiple domain expert models (*e.g.*, SAM (Kirillov et al., 2023),

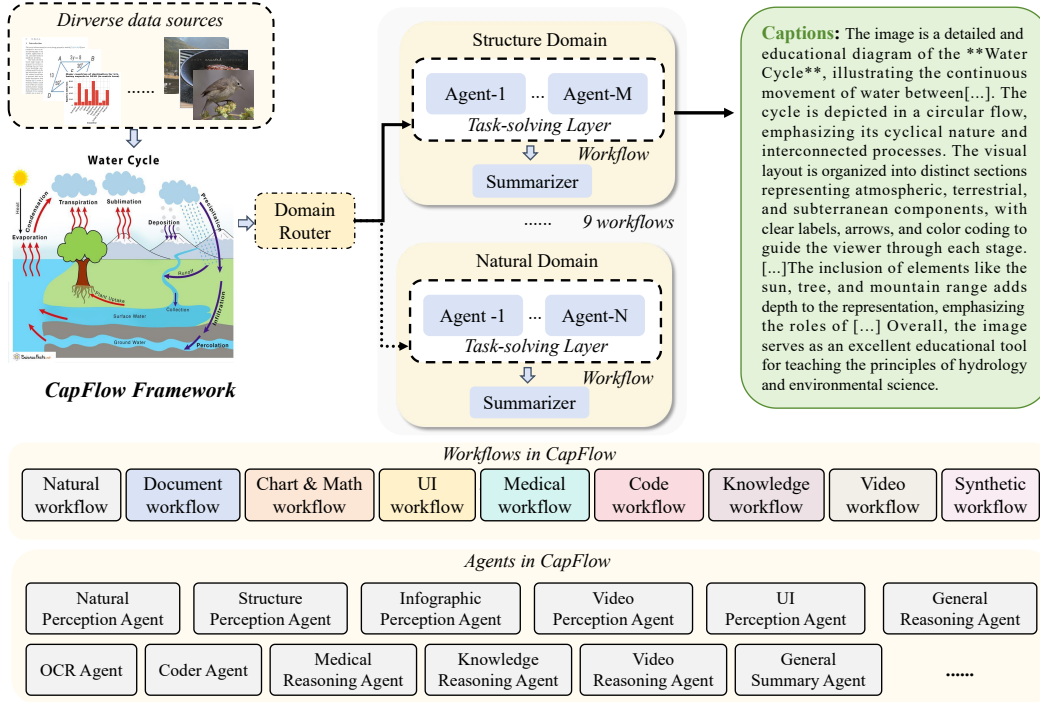


Figure 3: **Overview of CapFlow Framework.** CapFlow can dynamically select an appropriate caption workflow for the input image, and each workflow is equipped with multiple agents for close collaboration. With this pipeline, CapFlow can produce high-quality captions of various visual domains with open-source MLLMs, *e.g.*, Qwen2.5-VL (Bai et al., 2025).

Trace-Uni(Guo et al., 2024a), and Paddle OCR(Cui et al., 2025)) and merging the domain expert results (Li et al., 2024d; 2025; Wang et al., 2023a; Lian et al., 2025; Deng et al., 2025). However, both categories face limitations in content granularity and comprehension depth, often exceeding the capabilities of open-source MLLMs. Therefore, approaching generalist captioning with open-source models remains a significant challenge in the community.

3 CAPFLOW

3.1 OVERVIEW

A core challenge in generating diverse visual descriptions across different domains lies in the varying requirements for granularity and semantic depth (Xing et al., 2025; Lu et al., 2025). In this work, we propose CapFlow, a novel multi-agent collaboration framework for automated visual description. As illustrated in Fig. 3, CapFlow consists of two main parts: a *Domain Routing* and a *Hierarchical Captioning Workflow*. The design of CapFlow features in: 1) high-quality caption generation that integrates various visual cues, 2) collaborative agent framework applicable to a wide range of visual domains, and 3) cheap deployment cost and high scalability.

3.2 DOMAIN ROUTING

The motivation for the domain routing originates from an intuitive principle: *various visual domains demand varying levels of cognitive complexity* (Zhong et al., 2024; Chen et al., 2025). Therefore, CapFlow needs to first determine the domain of the visual input and then assign it a workflow suitable for visual captioning. To approach this target, we first adopt an MLLM as a domain router, with a carefully-designed prompt to query the visual domain of images. This process is similar to solving a visual question-answering problem, where the MLLM should select the best option from our pre-defined domain based on the visual input and the prompt. For data with a known domain, we can skip the domain routing part.

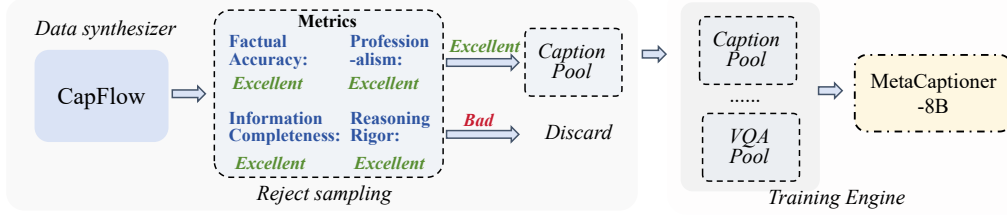


Figure 4: **Training pipeline of MetaCaptioner.** We leverage CapFlow as the data synthesizer to generate various captions, upon which a strict reject sampling pipeline is used to filter out low-quality ones. The obtained captions are combined with common instruction data to train MetaCaptioner.

3.3 HIERARCHICAL CAPTIONING WORKFLOWS

Based on the routing results, we design different routing paths for visual captioning of corresponding domains, and each routing path is customized for a visual domain. As shown in Fig. 3, the routing path is designed as a hierarchical workflow, with two distinct layers for task solving and information summarization, respectively.

In particular, the task-solving layer aims to decompose a complex captioning task into several simple sub-tasks and perform divide-and-conquer through multiple agents. Each domain is equipped with a distinct set of agents to solve domain-specific tasks, as shown in Tab. 1. Therefore, we design a variety of functional agents that are responsible for different tasks, where most of the agents are based on LLMs. In particular, there are a total of 30 functional agents in the workflow, which can be roughly divided into four categories: *guideline*, *perception*, *reasoning*, and *tools*. Specifically, the guideline agents aim to provide an overview description of the visual input, mainly containing global information like style, structure, and geography. In contrast, the perception agents depict the fine-grained details of images and videos such as textures, colors, and lighting. These two types of agents mainly focus on visual appearance. To compensate for high-level semantics, the reasoning agent is responsible for capturing the underlying visual knowledge, logic, and relationships. In addition, we notice that some domains often require additional visual tools to accommodate their requirements. For example, the document-related data often requires OCR parsers to obtain textual words. Therefore, we also design the tool agent to perform as specific tools like the OCR-based parser and the code parser. The detailed prompts are provided in the Appendix.

The visual cues generated by the task-solving layer are ultimately aggregated into one caption through the information summarization layer. In this layer, an LLM agent aims to summarize the textual contents from the task-solving layer one-by-one, analyze their contributions to the final captions, and organize into an informative, detailed and structured caption.

4 METACAPTIONER

Based on Capflow, we aim to train a strong generalist captioning model. To this end, we first collect images and videos from various domains, then employ Capflow as the data synthesizer to generate massive high-quality captions, and ultimately obtain MetaCaptioner-8B through fine-tuning.

4.1 DATA COLLECTION

Data Source and Processing. We first collect approximately 70 million raw images and videos from 140+ open-source image and video datasets. These sources span a wide range of domains, including natural images (e.g., SAM (Kirillov et al., 2023) and LAION (Schuhmann et al., 2022)), structured images (e.g., ArxivQA (Li et al., 2024c) and NovaChart (Hu et al., 2024)), knowledge-based images (e.g., PMC-VQA (Zhang et al., 2023a) and iNat (Cui et al., 2018)), and aesthetic images (e.g., PixArt (Chen et al., 2024a)). Due to the imbalance in different domains, we further collect a large amount of structured images (e.g., charts, posters, GUI screenshots), text recognition images (e.g., documents, reports), and commonsense images (e.g., natural science, human activities). Following the protocol of (Zhu et al., 2025), we process these open-source datasets and obtain approximately 18 million structured images. To ensure the visual quality, we apply filtering based on image resolution

Visual Domain	Functional Agent	Summary Agent
Natural	Natural Perception, General Reasoning, Visual Guideline	General Summary
Structure & Math	Structure Perception, Infographic Perception, General Reasoning, Visual Guideline	
Infographic & Document	Infographic Perception, OCR, General Reasoning, Visual Guideline	
Medical & Bio-Imaging	Natural Perception, Medical Reasoning, Visual Guideline	
UI & Interaction	UI Perception, OCR, General Reasoning	
Code & Programming	Coder, General Reasoning, Visual Guideline	
Knowledge & Education	Infographic Perception, Knowledge Reasoning, Visual Guideline	Video Summary
Synthetic	Texture Perception, General Reasoning, Visual Guideline	
Video & Temporal	Video Perception, Video Reasoning, Video Guideline	

Table 1: **The agentic workflow of various visual domains.** We decompose the visual description task into visual guideline, perception, reasoning, and tool task.

and aspect ratio (Xing et al., 2025; Li et al., 2024d; 2025), retaining images with a short edge larger than 512 pixels, an aspect ratio less than 2, and videos with a resolution higher than 480p. As a result, we construct a high-quality dataset containing 5 million semantically rich and diverse samples from a broad range of sources. More details are provided in the Appendix.

CapFlow as the Data Engine.

To accommodate data from diverse domains, we adopt CapFlow as the data engine for annotating the collected data to construct the dataset called MetaCaption-5M. For the functional agents, we adopt Qwen2.5-VL-72B as the functional agent and carefully design task-specific prompts to guide the agent toward fine-grained visual perception and understanding. For the summary agent, we leverage the strong contextual processing capabilities of Qwen2.5-72B to integrate and summarize information from various functional agents, ultimately generating high-quality visual captions. The prompts for dataset constructing are provided in the Appendix.

4.2 REJECT SAMPLING PIPELINE

As illustrated in Fig. 4, we further develop a strict reject sampling strategy to filter out low-quality data from the MetaCaption-5M dataset generated by CapFlow. Specifically, we employ carefully designed prompts to ask MLLMs to score the quality of each caption from multiple aspects. For the image modality, captions are evaluated across five dimensions: *Factual Accuracy*, *Information Completeness*, *Reasoning Rigor*, *Core Intent Capture*, and *Professionalism*. For the video modality, captions are assessed based on *Temporal and Factual Accuracy*, *Event and Detail Coverage*, *Temporal Causal Logic*, *Core Intent*, and *Professionalism*. To minimize the influence of the model’s subjective judgment on the evaluation, we adopt a 3-point rating scale for scoring the results and only sample those that achieve professional levels (*e.g.*, rating 3) across all sub-domains for subsequent model training. As a result, we obtain a high-quality dataset called MetaCaption-4.1M.

4.3 TRAINING PIPELINE

Based on MetaCaption-4.1M, we trained a powerful multimodal large language model, namely MetaCaptioner-8B. Specifically, MetaCaptioner-8B adopts InternViT-600M (Chen et al., 2024e) and Qwen3-8B-Instruct (Yang et al., 2025) as the vision encoder and the language model, respectively. In the pre-training stage, we follow InternVL3.5 to perform native pre-training on various visual and text data (Wang et al., 2025). For instruction tuning, we mix our generalist captioning data (MetaCaption-4.1M) with instruction data from InternVL3.5 (Wang et al., 2025) to optimize the entire model. Training schedule and steps are kept consistent with InternVL3.5 (Wang et al., 2025).

5 EXPERIMENT

5.1 IMPLEMENTATION DETAILS

In CapFlow, we utilize Qwen2.5-VL-72B (Bai et al., 2025) and Qwen2.5 (Yang et al., 2025) as functional agents and summary agents, respectively. The entire annotation process requires approximately 480 H200 GPU days. For reject sampling, we employ Qwen2.5-VL-7B as the judge to provide the metric score, taking around 0.1 H200 GPU days. For pre-training of MetaCaptioner,

Model	MMMU	MMVet	Math Verse	Math Vista	Chart QA	Info VQA	AI2D	Video MME	Cost
GPT-4.1	55.7	61.7	56.8	65.0	62.3	63.2	75.5	26.8	\$1.47
Baseline (8B)	50.7	47.2	42.1	57.6	54.4	49.0	64.5	23.9	\$0.01
+ Hierarchical Workflow	51.6	48.6	44.0	59.0	57.8	44.2	66.0	26.1	\$0.02
+ Domain Routing	54.7	50.5	43.9	58.7	58.0	45.0	67.4	26.2	\$0.02
+ Scale up to 72B	55.1	57.8	53.1	62.5	59.2	50.2	74.2	27.6	\$0.14

Table 2: **Ablation study of CapFlow.** Our baseline is Qwen2.5-VL-8B (Bai et al., 2025). Through our careful design, CapFlow can achieve comparable performance to GPT-4.1 (OpenAI, 2025) on most benchmarks, but at a much lower cost. We calculate the average inference cost on 100 samples.

it is trained for one epoch with a learning rate of $1e-5$ and a batch size of 256. For supervised fine-tuning (SFT), we train MetaCaptioner for 160k iterations with a learning rate of $2e-4$. The complete training process takes approximately 192 H200 GPU days.

5.2 EVALUATION BENCHMARKS

We evaluate our methods on 13 comprehensive multimodal benchmarks. Specifically, visual question answering benchmarks include InfographicVQA *test* (Mathew et al., 2022), ChartQA *test* (Masry et al., 2022), Document VQA (Mathew et al., 2021), and AI2D *test* (Kembhavi et al., 2016). MLLM benchmarks encompass MMBench *VL.1* (Liu et al., 2024), MMMU *val* (Yue et al., 2024), MMVet (Yu et al., 2023), MathVista *testmini* (Lu et al., 2023a), MathVerse *vision only* (Zhang et al., 2024b), SEEDBench2 Plus (Li et al., 2024b), and MMStar (Chen et al., 2024c). Video understanding benchmarks contain VideoMME (Fu et al., 2025) and MMBench-Video (Fang et al., 2024). The evaluation metrics follow existing methods using VLMEvalkit (Duan et al., 2024).

5.3 EVALUATION SETTINGS

Caption Quality Evaluation. Similar to the metrics in reject sampling, we define five metrics that can comprehensively reflect the caption quality: factual accuracy, completeness, reasoning rigor, intent capture, and professionalism. For these metrics, we design strict evaluation prompts for GPT-5 to assign a score from 1 (bad) to 3 (excellent) to each metric, see Appendix.

Visual Reasoning with LLMs.

In this setting, visual captioners will generate description as the visual prompt for existing reasoning-enhanced LLMs, enabling them to seamlessly perform various multimodal downstream tasks. This setting decouples visual understanding from textual reasoning, where downstream performance highly depends on the generated captions. Therefore, we can quantitatively diagnose the informativeness of captions from the downstream performance.

Direct Multimodal Evaluation.

Direct multimodal evaluation is the most common setting to assess the capabilities of MLLMs on downstream tasks (Wang et al., 2025; 2024a). Through this setting, we aim to diagnose the impact of high-quality synthetic data (*i.e.*, *MetaCaption-4.1M*) on the multimodal capabilities of MetaCaptioner.

5.4 ABLATION STUDY

5.4.1 ABLATION STUDY OF CAPFLOW

In Tab. 2, we ablate the design of CapFlow and compare it with GPT-4.1 (OpenAI, 2025) under the setting of *visual reasoning with LLMs*. In this table, we first observe that starting from the Qwen2.5-VL-8B baseline, the introduction of the Hierarchical Workflow brings moderate gains on most benchmarks, *e.g.*, +1.4 on MMVet and +1.9 on MathVerse. The subsequent integration of the Domain Routing to categorize different domains yields more pronounced improvements, particularly on MMMU (+4.0 over baseline), MMVet (+3.3 gains), indicating its critical role in addressing domain gaps. Notably, scaling the base model of CapFlow to 72B parameters leads to substantial

Model	Pre-training Data	SFT Data	MMMU	MMVet	Math Verse	Math Vista	Chart QA	Info VQA	AI2D	Video MME	Average
InternViT-600M + Qwen3-8B	ShareGPT4V-450K	Vanilla(3M)	53.8	55.3	22.0	56.9	76.2	63.8	75.2	60.6	58.0
	DenseFusion-450K		55.2	55.2	31.9	58.7	78.3	66.2	75.6	62.0	60.4
	MetaCaption-450K		56.1	62.5	26.9	61.2	80.0	68.3	77.5	62.1	61.8
InternViT-600M + Qwen3-8B	Vanilla(1M)	+ShareGPT4V-450K	55.8	54.7	24.2	59.3	79.2	67.0	76.5	61.0	59.7
		+DenseFusion-450K	55.2	62.1	27.1	59.0	78.4	68.3	77.2	60.7	61.0
		+MetaCaption-450K	56.9	62.8	27.9	60.9	79.6	68.4	77.4	61.7	62.0

Table 3: **The impact of synthetic captions generated by CapFlow on pre-training and fine-tuning.** The vanilla data is randomly sampled from that of InternVL-3.5 (Wang et al., 2025). MetaCaptioner-450K is sampled from our synthetic data (MetaCaption-4.1M).

Model	Factual Acc	Completeness	Reasoning Rigor	Intent Capture	Professionalism	Average
GPT-4.1	2.17	2.69	2.66	2.97	1.24	2.35
CapFlow (ours)	1.46	2.36	2.42	2.60	2.80	2.33
Qwen2.5-VL-7B	1.82	2.10	1.70	2.22	2.04	1.97
OmniCaptioner	1.27	1.93	1.43	2.33	1.17	1.63
MetaCaptioner (ours)	1.35	2.29	1.51	2.45	2.59	2.04

Table 4: **Caption quality of CapFlow and existing methods on 5 metrics.** We randomly sample 250 samples from multimodal benchmarks(Zhang et al., 2024b), and prompt GPT-5 to rate the five metrics.

performance boosts across all tasks, nearing GPT-4.1 on several fronts: MMMU (55.1 vs. 55.7), MathVista (62.5 vs. 65.0), and AI2D (74.2 vs. 75.5). On VideoMME, CapFlow-72B even exceeds GPT-4.1 (27.6 vs. 26.8), highlighting its strong capabilities in video domains. Most importantly, these results are achieved at only 10.5% of the cost of GPT-4.1 solutions, *i.e.*, \$0.14 vs. \$1.5 per image, making high-quality caption synthesis feasible for large-scale applications. In summary, the ablation study confirms that both the workflow design and model scaling are essential to the performance of generalist captioning.

5.4.2 IMPACT OF SYNTHETIC CAPTIONS ON TRAINING

In Tab. 3, we systematically evaluate the impact of integrating different types of synthetic caption data (Chen et al., 2024b; Li et al., 2024d) on pre-training and fine-tuning. As shown in Tab. 3, when augmenting pre-training data, CapFlow demonstrates clear advantages in several key benchmarks, with the highest scores on MMVet (62.5), InfoVQA (68.3), MMMU (56.1), and AI2D (77.5). Considering the very competitive baselines, these gains confirm the benefits of captions generated by CapFlow to MLLM pre-training. In the fine-tuning phase, incorporating CapFlow data also leads to notable improvements, particularly on MMVet (62.8) and MathVista (60.9), where it achieves the best average performance among all configurations. Notably, Video-MME results (61.7 for MetaCaption) highlight its competence in temporal visual reasoning, outperforming other synthetic data. In conclusion, the synthetic captions produced by CapFlow consistently enhance model performance across both training stages, demonstrating their richness, accuracy, and broad applicability.

5.5 MAIN RESULTS

5.5.1 COMPARISON OF CAPTION QUALITY

In Tab. 4, we compare the caption quality of our methods with several state-of-the-art captioning models on the complex multi. Among open-source models, Qwen2.5-VL-7B (Bai et al., 2025) performs respectably (average score: 1.97), although it lags behind commercial models in factual and reasoning aspects. OmniCaptioner (Lu et al., 2025) trails behind with an average of 1.63, indicating room for improvement in complex captioning scenarios. In contrast, our CapFlow framework achieves superior performance on reasoning rigor, intent capture, and professionalism with an average score of 2.33, slightly below the strong commercial baseline GPT-4.1 (2.35).

Our MetaCaptioner, fine-tuned with synthetic data from CapFlow, also demonstrates much superior strong generalists captioning ability, with a comparable performance to GPT-4.1. These results con-

Captioner	LLM	MMB Video	Video MME	Math Vista	Math Verse	Math Vision	SEED2 Plus	Info VQA	MM Star	MMMU	MMB	AVG
Qwen2-VL-7B	DS-Qwen-7B	0.57	20.8	47.7	40.5	31.6	56.6	46.0	43.8	42.4	54.7	37.4
InternVL3.5-8B	DS-Qwen-7B	0.88	26.2	60.6	44.7	34.8	61.8	48.6	52.7	52.8	55.4	38.7
OmniCaptioner-7B	DS-Qwen-7B	0.62	22.9	51.7	38.6	32.2	53.1	41.2	51.4	47.5	53.1	42.5
MetaCaptioner-8B	DS-Qwen-7B	1.23	27.2	61.5	47.8	37.2	62.7	49.0	53.3	54.8	57.8	49.4
OmniCaptioner-7B	DS-Qwen-32B	0.64	24.7	56.0	39.3	33.1	57.4	48.0	55.3	59.2	66.6	48.3
MetaCaptioner-8B	DS-Qwen-32B	1.49	26.7	65.1	49.9	38.5	66.5	57.0	57.5	66.8	74.4	55.3

Table 5: **Comparison of MetaCaptioner and existing captioners under the setting of visual reasoning with LLMs (Lu et al., 2025).** For each benchmark, we generate captions as visual prompts for LLM reasoning. We utilize Deepseek-R1-Distill-Qwen (Guo et al., 2025) as the LLM.

Model	MMB Video	Video MME	Math Vista	Math Verse	Math Vision	Doc VQA	Chart QA	Info VQA	MM Star	MMMU	MMB	AVG
GLM4.1V-9B	1.63	68.2	80.7	68.4	54.4	93.3	70.0	80.3	72.9	68.0	85.8	72.4
Keye-VL-8B	-	67.7	80.7	54.8	50.8	87.0	72.5	63.0	72.8	71.4	76.3	-
Qwen2.5-VL-7B	1.79	65.1	67.8	41.1	25.4	95.3	87.3	82.6	63.9	55.0	82.6	67.1
MiniCPM-V2.6-8B	1.70	60.9	73.3	35.0	21.7	90.8	82.4	-	57.5	50.9	78.0	60.9
InternVL3-8B	1.69	66.3	71.6	39.8	29.3	92.7	86.6	76.8	68.2	62.7	81.7	66.6
InternVL3.5-8B-Instruct	1.67	64.2	74.2	55.8	46.4	92.0	86.2	76.2	66.5	68.1	79.5	69.1
MetaCaptioner-8B	1.76	64.2	75.8	56.5	52.6	93.0	86.8	76.6	66.7	69.5	80.8	71.1

Table 6: **Direct performance comparison between MetaCaptioner and existing MLLMs.** For fair comparison, models with reinforcement learning are marked in gray.

firm the strong captioning capability of CapFlow and MetaCaptioner, which closes the performance gap with commercial models using open-source suites.

5.5.2 RESULTS OF VISUAL REASONING WITH LLMs

In Tab. 5, we compare MetaCaptioner with existing captioners under the setting of visual reasoning with LLMs. In this setting, the LLM solves the multimodal task through the text prompt and captions produced by the captioner. When using Deepseek-R1-Distill-Qwen-7B (Guo et al., 2025) as the LLM, MetaCaptioner-8B outperforms both InternVL3.5-8B and OmniCaptioner-8B across all reported metrics. Notably, it achieves significant gains on MMBench-Video (1.23 vs 0.88 and 0.62), Video-MME (27.2 vs 26.2 and 22.9), and MathVision (37.2 vs 54.8 and 32.2). The average performance (AVG) of MetaCaptioner-8B reaches 49.4, substantially higher than OmniCaptioner-8B’s 42.5. The performance gap further widens when using the larger LLM, *i.e.*, Deepseek-R1-Distill-Qwen-32B. MetaCaptioner-8B achieves significantly higher scores on challenging benchmarks such as Math Vista (65.1 vs 56.0), MMMU (66.8 vs 59.2), and SEEDBench2 Plus (66.5 vs 57.4). The significant performance gains indicate that MetaCaptioner generates more informative and structurally accurate captions that better leverage the enhanced reasoning capabilities of larger LLMs.

5.5.3 RESULTS OF DIRECT MULTIMODAL EVALUATION

In Tab. 6, we evaluate the general multimodal capability of MetaCaptioner and existing MLLMs (Yao et al., 2024; Hong et al., 2025; Team et al., 2025). From this table, MetaCaptioner demonstrates competitive performance across a wide range of multimodal benchmarks against leading open-source MLLMs. Notably, MetaCaptioner achieves strong results on several key benchmarks, including MathVerse (56.5), MathVision (52.6), and MMMU (69.5), outperforming most compared instruct models in these domains. Compared to models with reinforcement learning, MetaCaptioners also demonstrate better performance on some tasks, *e.g.*, +1.5 and +16.8 over GLM4.1V on MMMU and ChartQA, separately. This indicates its capability in handling knowledge-intensive and diagrammatic reasoning tasks, likely attributable to the high-quality caption data synthesized via CapFlow. These results affirm again that MetaCaptioner, trained with MetaCaption-4.1M, achieves top-tier multimodal capabilities among open-source models.

6 CONCLUSION

In this work we introduce CapFlow, a novel multi-agent collaboration framework designed to bridge the performance gap between open-source and commercial generalist visual captioning systems. By efficiently orchestrating multiple specialized agents, CapFlow achieves comparable caption quality with GPT-4.1 across diverse visual domains with an 89.5% reduction in costs. Leveraging this scalable pipeline, we synthesize a large-scale high-quality caption dataset spanning both image and video modalities, which in turn enable the training of our generalist captioner, namely MetaCaptioner. Extensive experiments confirm the strong generalist captioning ability and multimodal capabilities of MetaCaptioner against existing MLLMs. We believe that CapFlow and MetaCaptioner will serve as valuable tools for future research and applications in visual captioning and reasoning and the broader multimodal community.

7 ETHIC STATEMENT

This study exclusively utilizes images and videos from open-source datasets, which have been rigorously filtered and screened to mitigate potential biases and ethical issues. Furthermore, all pre-trained models employed are sourced from the open-source community. However, despite these precautions, large models are inherently susceptible to hallucinations, which may lead to the generation of misleading or incorrect content.

8 REPRODUCIBILITY STATEMENT

For reproducibility, our paper provides sufficient implementation details, hyperparameters and a complete set of prompts in the main text and the Appendix. To further facilitate replication, all source codes and models will be made publicly available.

REFERENCES

- Josh Achiam, Steven Adler, Sandhini Agarwal, Lama Ahmad, Ilge Akkaya, Florencia Leoni Aleman, Diogo Almeida, Janko Altschmidt, Sam Altman, Shyamal Anadkat, et al. Gpt-4 technical report. *arXiv preprint arXiv:2303.08774*, 2023.
- Jean-Baptiste Alayrac, Jeff Donahue, Pauline Luc, Antoine Miech, Iain Barr, Yana Hasson, Karel Lenc, Arthur Mensch, Katherine Millican, Malcolm Reynolds, et al. Flamingo: a visual language model for few-shot learning. *Advances in neural information processing systems*, 35:23716–23736, 2022.
- Peter Anderson, Xiaodong He, Chris Buehler, Damien Teney, Mark Johnson, Stephen Gould, and Lei Zhang. Bottom-up and top-down attention for image captioning and visual question answering. In *Proceedings of the IEEE conference on computer vision and pattern recognition*, pp. 6077–6086, 2018.
- Chongyang Bai, Xiaoxue Zang, Ying Xu, Srinivas Sunkara, Abhinav Rastogi, Jindong Chen, and Blaise Agüera y Arcas. Uibert: Learning generic multimodal representations for ui understanding, 2021.
- Shuai Bai, Keqin Chen, Xuejing Liu, Jialin Wang, Wenbin Ge, Sibao Song, Kai Dang, Peng Wang, Shijie Wang, Jun Tang, et al. Qwen2. 5-vl technical report. *arXiv preprint arXiv:2502.13923*, 2025.
- James Betker, Gabriel Goh, Li Jing, Tim Brooks, Jianfeng Wang, Linjie Li, Long Ouyang, Juntang Zhuang, Joyce Lee, Yufei Guo, et al. Improving image generation with better captions. *Computer Science*. <https://cdn.openai.com/papers/dall-e-3.pdf>, 2(3):8, 2023.
- Tanvir Bhathal and Asanshay Gupta. Websight: A vision-first architecture for robust web agents. *arXiv preprint arXiv:2508.16987*, 2025.

- Yuxiang Chai, Siyuan Huang, Yazhe Niu, Han Xiao, Liang Liu, Dingyu Zhang, Peng Gao, Shuai Ren, and Hongsheng Li. Amex: Android multi-annotation expo dataset for mobile gui agents, 2024. URL <https://arxiv.org/abs/2407.17490>.
- Junsong Chen, Chongjian Ge, Enze Xie, Yue Wu, Lewei Yao, Xiaozhe Ren, Zhongdao Wang, Ping Luo, Huchuan Lu, and Zhenguo Li. Pixart- σ : Weak-to-strong training of diffusion transformer for 4k text-to-image generation. In *European Conference on Computer Vision*, pp. 74–91. Springer, 2024a.
- Lin Chen, Jinsong Li, Xiaoyi Dong, Pan Zhang, Conghui He, Jiaqi Wang, Feng Zhao, and Dahua Lin. Sharegpt4v: Improving large multi-modal models with better captions. In *European Conference on Computer Vision*, pp. 370–387. Springer, 2024b.
- Lin Chen, Jinsong Li, Xiaoyi Dong, Pan Zhang, Yuhang Zang, Zehui Chen, Haodong Duan, Jiaqi Wang, Yu Qiao, Dahua Lin, et al. Are we on the right way for evaluating large vision-language models? *Advances in Neural Information Processing Systems*, 37:27056–27087, 2024c.
- Lin Chen, Xilin Wei, Jinsong Li, Xiaoyi Dong, Pan Zhang, Yuhang Zang, Zehui Chen, Haodong Duan, Zhenyu Tang, Li Yuan, et al. Sharegpt4video: Improving video understanding and generation with better captions. *Advances in Neural Information Processing Systems*, 37:19472–19495, 2024d.
- Qiguang Chen, Libo Qin, Jinhao Liu, Dengyun Peng, Jiannan Guan, Peng Wang, Mengkang Hu, Yuhang Zhou, Te Gao, and Wanxiang Che. Towards reasoning era: A survey of long chain-of-thought for reasoning large language models. *arXiv preprint arXiv:2503.09567*, 2025.
- Zhe Chen, Weiyun Wang, Yue Cao, Yangzhou Liu, Zhangwei Gao, Erfei Cui, Jinguo Zhu, Shenglong Ye, Hao Tian, Zhaoyang Liu, et al. Expanding performance boundaries of open-source multimodal models with model, data, and test-time scaling. *arXiv preprint arXiv:2412.05271*, 2024e.
- Marius Cordts, Mohamed Omran, Sebastian Ramos, Timo Rehfeld, Markus Enzweiler, Rodrigo Benenson, Uwe Franke, Stefan Roth, and Bernt Schiele. The cityscapes dataset for semantic urban scene understanding. In *Proceedings of the IEEE conference on computer vision and pattern recognition*, pp. 3213–3223, 2016.
- Cheng Cui, Ting Sun, Manhui Lin, Tingquan Gao, Yubo Zhang, Jiaxuan Liu, Xueqing Wang, Zelun Zhang, Changda Zhou, Hongen Liu, Yue Zhang, Wenyu Lv, Kui Huang, Yichao Zhang, Jing Zhang, Jun Zhang, Yi Liu, Dianhai Yu, and Yanjun Ma. Paddleocr 3.0 technical report, 2025. URL <https://arxiv.org/abs/2507.05595>.
- Yin Cui, Yang Song, Chen Sun, Andrew Howard, and Serge Belongie. Large scale fine-grained categorization and domain-specific transfer learning. In *Proceedings of the IEEE conference on computer vision and pattern recognition*, pp. 4109–4118, 2018.
- Matt Deitke, Christopher Clark, Sangho Lee, Rohun Tripathi, Yue Yang, Jae Sung Park, Mohamadreza Salehi, Niklas Muennighoff, Kyle Lo, Luca Soldaini, et al. Molmo and pixmo: Open weights and open data for state-of-the-art multimodal models. *arXiv preprint arXiv:2409.17146*, 2024.
- Jia Deng, Wei Dong, Richard Socher, Li-Jia Li, Kai Li, and Li Fei-Fei. Imagenet: A large-scale hierarchical image database. In *2009 IEEE conference on computer vision and pattern recognition*, pp. 248–255. Ieee, 2009.
- Xueqing Deng, Qihang Yu, Ali Athar, Chenglin Yang, Linjie Yang, Xiaojie Jin, Xiaohui Shen, and Liang-Chieh Chen. Coconut-pancap: Joint panoptic segmentation and grounded captions for fine-grained understanding and generation. *arXiv preprint arXiv:2502.02589*, 2025.
- Haodong Duan, Junming Yang, Yuxuan Qiao, Xinyu Fang, Lin Chen, Yuan Liu, Xiaoyi Dong, Yuhang Zang, Pan Zhang, Jiaqi Wang, et al. Vlmevalkit: An open-source toolkit for evaluating large multi-modality models. In *Proceedings of the 32nd ACM international conference on multimedia*, pp. 11198–11201, 2024.

- Xinyu Fang, Kangrui Mao, Haodong Duan, Xiangyu Zhao, Yining Li, Dahua Lin, and Kai Chen. Mmbench-video: A long-form multi-shot benchmark for holistic video understanding. *Advances in Neural Information Processing Systems*, 37:89098–89124, 2024.
- Chaoyou Fu, Yuhao Dai, Yongdong Luo, Lei Li, Shuhuai Ren, Renrui Zhang, Zihan Wang, Chenyu Zhou, Yunhang Shen, Mengdan Zhang, et al. Video-mme: The first-ever comprehensive evaluation benchmark of multi-modal llms in video analysis. In *Proceedings of the Computer Vision and Pattern Recognition Conference*, pp. 24108–24118, 2025.
- Xiaotang Gai, Jiayang Liu, Yichen Li, Zijie Meng, Jian Wu, and Zuozhu Liu. 3d-rad: A comprehensive 3d radiology med-vqa dataset with multi-temporal analysis and diverse diagnostic tasks. *arXiv preprint arXiv:2506.11147*, 2025.
- Raghav Goyal, Samira Ebrahimi Kahou, Vincent Michalski, Joanna Materzynska, Susanne Westphal, Heuna Kim, Valentin Haenel, Ingo Fruend, Peter Yianilos, Moritz Mueller-Freitag, et al. The” something something” video database for learning and evaluating visual common sense. In *Proceedings of the IEEE international conference on computer vision*, pp. 5842–5850, 2017.
- Shuhao Gu, Jialing Zhang, Siyuan Zhou, Kevin Yu, Zhaohu Xing, Liangdong Wang, Zhou Cao, Jintao Jia, Zhuoyi Zhang, Yixuan Wang, et al. Infinity-mm: Scaling multimodal performance with large-scale and high-quality instruction data. *arXiv preprint arXiv:2410.18558*, 2024.
- Daya Guo, Dejian Yang, Haowei Zhang, Junxiao Song, Ruoyu Zhang, Runxin Xu, Qihao Zhu, Shirong Ma, Peiyi Wang, Xiao Bi, et al. Deepseek-r1: Incentivizing reasoning capability in llms via reinforcement learning. *arXiv preprint arXiv:2501.12948*, 2025.
- Yongxin Guo, Jingyu Liu, Mingda Li, Qingbin Liu, Xi Chen, and Xiaoying Tang. Trace: Temporal grounding video llm via causal event modeling. *arXiv preprint arXiv:2410.05643*, 2024a.
- Zonghao Guo, Ruyi Xu, Yuan Yao, Junbo Cui, Zanlin Ni, Chunjiang Ge, Tat-Seng Chua, Zhiyuan Liu, and Gao Huang. Llava-uhd: an lmm perceiving any aspect ratio and high-resolution images. In *European Conference on Computer Vision*, pp. 390–406. Springer, 2024b.
- Xuehai He, Zhuo Cai, Wenlan Wei, Yichen Zhang, Luntian Mou, Eric Xing, and Pengtao Xie. Pathological visual question answering. *arXiv preprint arXiv:2010.12435*, 2020.
- Wenyi Hong, Wenmeng Yu, Xiaotao Gu, Guo Wang, Guobing Gan, Haomiao Tang, Jiale Cheng, Ji Qi, Junhui Ji, Lihang Pan, et al. Glm-4.1 v-thinking: Towards versatile multimodal reasoning with scalable reinforcement learning. *arXiv preprint arXiv:2507.01006*, 2025.
- Linmei Hu, Duokang Wang, Yiming Pan, Jifan Yu, Yingxia Shao, Chong Feng, and Liqiang Nie. Novachart: A large-scale dataset towards chart understanding and generation of multimodal large language models. In *Proceedings of the 32nd ACM International Conference on Multimedia*, pp. 3917–3925, 2024.
- Aaron Hurst, Adam Lerer, Adam P Goucher, Adam Perelman, Aditya Ramesh, Aidan Clark, AJ Ostrow, Akila Welihinda, Alan Hayes, Alec Radford, et al. Gpt-4o system card. *arXiv preprint arXiv:2410.21276*, 2024.
- Baoxiong Jia, Ting Lei, Song-Chun Zhu, and Siyuan Huang. Egotaskqa: Understanding human tasks in egocentric videos. *Advances in Neural Information Processing Systems*, 35:3343–3360, 2022.
- Mehran Kazemi, Hamidreza Alvari, Ankit Anand, Jialin Wu, Xi Chen, and Radu Soricut. Geomverse: A systematic evaluation of large models for geometric reasoning. *arXiv preprint arXiv:2312.12241*, 2023.
- Aniruddha Kembhavi, Mike Salvato, Eric Kolve, Minjoon Seo, Hannaneh Hajishirzi, and Ali Farhadi. A diagram is worth a dozen images. In *European conference on computer vision*, pp. 235–251. Springer, 2016.
- Alexander Kirillov, Eric Mintun, Nikhila Ravi, Hanzi Mao, Chloe Rolland, Laura Gustafson, Tete Xiao, Spencer Whitehead, Alexander C Berg, Wan-Yen Lo, et al. Segment anything. In *Proceedings of the IEEE/CVF international conference on computer vision*, pp. 4015–4026, 2023.

- Bo Li, Yuanhan Zhang, Dong Guo, Renrui Zhang, Feng Li, Hao Zhang, Kaichen Zhang, Peiyuan Zhang, Yanwei Li, Ziwei Liu, et al. Llava-onevision: Easy visual task transfer. *arXiv preprint arXiv:2408.03326*, 2024a.
- Bohao Li, Yuying Ge, Yi Chen, Yixiao Ge, Ruimao Zhang, and Ying Shan. Seed-bench-2-plus: Benchmarking multimodal large language models with text-rich visual comprehension. *arXiv preprint arXiv:2404.16790*, 2024b.
- Junnan Li, Dongxu Li, Caiming Xiong, and Steven Hoi. Blip: Bootstrapping language-image pre-training for unified vision-language understanding and generation. In *International conference on machine learning*, pp. 12888–12900. PMLR, 2022.
- Junnan Li, Dongxu Li, Silvio Savarese, and Steven Hoi. Blip-2: Bootstrapping language-image pre-training with frozen image encoders and large language models. In *International conference on machine learning*, pp. 19730–19742. PMLR, 2023.
- Lei Li, Yuqi Wang, Runxin Xu, Peiyi Wang, Xiachong Feng, Lingpeng Kong, and Qi Liu. Multimodal arxiv: A dataset for improving scientific comprehension of large vision-language models. *arXiv preprint arXiv:2403.00231*, 2024c.
- Xiangtai Li, Tao Zhang, Yanwei Li, Haobo Yuan, Shihao Chen, Yikang Zhou, Jiahao Meng, Yueyi Sun, Shilin Xu, Lu Qi, et al. Denseworld-1m: Towards detailed dense grounded caption in the real world. *arXiv preprint arXiv:2506.24102*, 2025.
- Xiaotong Li, Fan Zhang, Haiwen Diao, Yueze Wang, Xinlong Wang, and Lingyu Duan. Densefusion-1m: Merging vision experts for comprehensive multimodal perception. *Advances in Neural Information Processing Systems*, 37:18535–18556, 2024d.
- Long Lian, Yifan Ding, Yunhao Ge, Sifei Liu, Hanzi Mao, Boyi Li, Marco Pavone, Ming-Yu Liu, Trevor Darrell, Adam Yala, et al. Describe anything: Detailed localized image and video captioning. *arXiv preprint arXiv:2504.16072*, 2025.
- Tsung-Yi Lin, Michael Maire, Serge Belongie, James Hays, Pietro Perona, Deva Ramanan, Piotr Dollár, and C Lawrence Zitnick. Microsoft coco: Common objects in context. In *European conference on computer vision*, pp. 740–755. Springer, 2014.
- Fuxiao Liu, Xiaoyang Wang, Wenlin Yao, Jianshu Chen, Kaiqiang Song, Sangwoo Cho, Yaser Yacoob, and Dong Yu. Mmc: Advancing multimodal chart understanding with large-scale instruction tuning. *arXiv preprint arXiv:2311.10774*, 2023a.
- Haotian Liu, Chunyuan Li, Qingyang Wu, and Yong Jae Lee. Visual instruction tuning. *Advances in neural information processing systems*, 36:34892–34916, 2023b.
- Yuan Liu, Haodong Duan, Yuanhan Zhang, Bo Li, Songyang Zhang, Wangbo Zhao, Yike Yuan, Jiaqi Wang, Conghui He, Ziwei Liu, et al. Mmbench: Is your multi-modal model an all-around player? In *European conference on computer vision*, pp. 216–233. Springer, 2024.
- Pan Lu, Hritik Bansal, Tony Xia, Jiacheng Liu, Chunyuan Li, Hannaneh Hajishirzi, Hao Cheng, Kai-Wei Chang, Michel Galley, and Jianfeng Gao. Mathvista: Evaluating mathematical reasoning of foundation models in visual contexts. *arXiv preprint arXiv:2310.02255*, 2023a.
- Pan Lu, Hritik Bansal, Tony Xia, Jiacheng Liu, Chunyuan Li, Hannaneh Hajishirzi, Hao Cheng, Kai-Wei Chang, Michel Galley, and Jianfeng Gao. Mathvista: Evaluating mathematical reasoning of foundation models in visual contexts. *arXiv preprint arXiv:2310.02255*, 2023b.
- Yiting Lu, Jiakang Yuan, Zhen Li, Shitian Zhao, Qi Qin, Xinyue Li, Le Zhuo, Licheng Wen, Dongyang Liu, Yuwen Cao, et al. Omnicaptioner: One captioner to rule them all. *arXiv preprint arXiv:2504.07089*, 2025.
- Muhammad Maaz, Hanoona Rasheed, Salman Khan, and Fahad Shahbaz Khan. Video-chatgpt: Towards detailed video understanding via large vision and language models. *arXiv preprint arXiv:2306.05424*, 2023.

- Ahmed Masry, Do Xuan Long, Jia Qing Tan, Shafiq Joty, and Enamul Hoque. Chartqa: A benchmark for question answering about charts with visual and logical reasoning. *arXiv preprint arXiv:2203.10244*, 2022.
- Minesh Mathew, Dimosthenis Karatzas, and CV Jawahar. Docvqa: A dataset for vqa on document images. In *Proceedings of the IEEE/CVF winter conference on applications of computer vision*, pp. 2200–2209, 2021.
- Minesh Mathew, Viraj Bagal, Rubèn Tito, Dimosthenis Karatzas, Ernest Valveny, and CV Jawahar. Infographicvqa. In *Proceedings of the IEEE/CVF Winter Conference on Applications of Computer Vision*, pp. 1697–1706, 2022.
- OpenAI. Introducing gpt-4.1 modal family, 2025. URL <https://openai.com/index/gpt-4-1/>.
- Nathaniel Pinckney, Christopher Batten, Mingjie Liu, Haoxing Ren, and Bruce Khailany. Revisiting verilogeval: Newer llms, in-context learning, and specification-to-rtl tasks, 2024. URL <https://arxiv.org/abs/2408.11053>.
- Alec Radford, Jong Wook Kim, Chris Hallacy, Aditya Ramesh, Gabriel Goh, Sandhini Agarwal, Girish Sastry, Amanda Askell, Pamela Mishkin, Jack Clark, et al. Learning transferable visual models from natural language supervision. In *International conference on machine learning*, pp. 8748–8763. PmlR, 2021.
- Anna Rohrbach, Atousa Torabi, Marcus Rohrbach, Niket Tandon, Christopher Pal, Hugo Larochelle, Aaron Courville, and Bernt Schiele. Movie description. *International Journal of Computer Vision*, 123(1):94–120, 2017.
- Tanik Saikh, Tirthankar Ghosal, Amish Mittal, Asif Ekbal, and Pushpak Bhattacharyya. Scienceqa: A novel resource for question answering on scholarly articles. *International Journal on Digital Libraries*, 23(3):289–301, 2022.
- Naganand Yadati Sanket Shah, Anand Mishra and Partha Pratim Talukdar. Kvqa: Knowledge-aware visual question answering. In *AAAI*, 2019.
- Eldon Schoop, Xin Zhou, Gang Li, Zhourong Chen, Bjoern Hartmann, , and Yang Li. Predicting and explaining mobile ui tappability with vision modeling and saliency analysis. In *Proceedings of the 2022 CHI Conference on Human Factors in Computing Systems*, pp. 1–13, New Orleans, LA, USA, May 2022. Association for Computing Machinery. URL <https://doi.org/10.1145/3491102.3502042>.
- Christoph Schuhmann, Romain Beaumont, Richard Vencu, Cade Gordon, Ross Wightman, Mehdi Cherti, Theo Coombes, Aarush Katta, Clayton Mullis, Mitchell Wortsman, et al. Laion-5b: An open large-scale dataset for training next generation image-text models. *Advances in neural information processing systems*, 35:25278–25294, 2022.
- Shuai Shao, Zijian Zhao, Boxun Li, Tete Xiao, Gang Yu, Xiangyu Zhang, and Jian Sun. Crowddhuman: A benchmark for detecting human in a crowd. *arXiv preprint arXiv:1805.00123*, 2018.
- Share. Sharegemini: Scaling up video caption data for multimodal large language models, June 2024. URL <https://github.com/Share14/ShareGemini>.
- Kwai Keye Team, Biao Yang, Bin Wen, Changyi Liu, Chenglong Chu, Chengru Song, Chongling Rao, Chuan Yi, Da Li, Dunju Zang, et al. Kwai keye-vl technical report. *arXiv preprint arXiv:2507.01949*, 2025.
- Haoran Wang, Yue Zhang, and Xiaosheng Yu. An overview of image caption generation methods. *Computational intelligence and neuroscience*, 2020(1):3062706, 2020.
- Peng Wang, Shuai Bai, Sinan Tan, Shijie Wang, Zhihao Fan, Jinze Bai, Keqin Chen, Xuejing Liu, Jialin Wang, Wenbin Ge, et al. Qwen2-vl: Enhancing vision-language model’s perception of the world at any resolution. *arXiv preprint arXiv:2409.12191*, 2024a.

- Teng Wang, Jinrui Zhang, Junjie Fei, Hao Zheng, Yunlong Tang, Zhe Li, Mingqi Gao, and Shanshan Zhao. Caption anything: Interactive image description with diverse multimodal controls. *arXiv preprint arXiv:2305.02677*, 2023a.
- Weiyun Wang, Min Shi, Qingyun Li, Wenhai Wang, Zhenhang Huang, Linjie Xing, Zhe Chen, Hao Li, Xizhou Zhu, Zhiguo Cao, et al. The all-seeing project: Towards panoptic visual recognition and understanding of the open world. *arXiv preprint arXiv:2308.01907*, 2023b.
- Weiyun Wang, Yiming Ren, Haowen Luo, Tiantong Li, Chenxiang Yan, Zhe Chen, Wenhai Wang, Qingyun Li, Lewei Lu, Xizhou Zhu, et al. The all-seeing project v2: Towards general relation comprehension of the open world. *arXiv preprint arXiv:2402.19474*, 2024b.
- Weiyun Wang, Zhangwei Gao, Lixin Gu, Hengjun Pu, Long Cui, Xingguang Wei, Zhaoyang Liu, Linglin Jing, Shenglong Ye, Jie Shao, et al. Internvl3. 5: Advancing open-source multimodal models in versatility, reasoning, and efficiency. *arXiv preprint arXiv:2508.18265*, 2025.
- Enze Xie, Junsong Chen, Yuyang Zhao, Jincheng Yu, Ligeng Zhu, Yujun Lin, Zhekai Zhang, Muyang Li, Junyu Chen, Han Cai, et al. Sana 1.5: Efficient scaling of training-time and inference-time compute in linear diffusion transformer, 2025. URL <https://arxiv.org/abs/2501.18427>.
- Long Xing, Qidong Huang, Xiaoyi Dong, Pan Zhang, Yuhang Zang, Yuhang Cao, Jinsong Li, Shuangrui Ding, Weiming Zhang, Nenghai Yu, et al. Scalecap: Inference-time scalable image captioning via dual-modality debiasing. *arXiv preprint arXiv:2506.19848*, 2025.
- Kelvin Xu, Jimmy Ba, Ryan Kiros, Kyunghyun Cho, Aaron Courville, Ruslan Salakhudinov, Rich Zemel, and Yoshua Bengio. Show, attend and tell: Neural image caption generation with visual attention. In *International conference on machine learning*, pp. 2048–2057. PMLR, 2015.
- An Yang, Anfeng Li, Baosong Yang, Beichen Zhang, Binyuan Hui, Bo Zheng, Bowen Yu, Chang Gao, Chengen Huang, Chenxu Lv, et al. Qwen3 technical report. *arXiv preprint arXiv:2505.09388*, 2025.
- Ting Yao, Yingwei Pan, Yehao Li, Zhaofan Qiu, and Tao Mei. Boosting image captioning with attributes. In *Proceedings of the IEEE international conference on computer vision*, pp. 4894–4902, 2017.
- Yuan Yao, Tianyu Yu, Ao Zhang, Chongyi Wang, Junbo Cui, Hongji Zhu, Tianchi Cai, Haoyu Li, Weilin Zhao, Zhihui He, et al. Minicpm-v: A gpt-4v level mllm on your phone. *arXiv preprint arXiv:2408.01800*, 2024.
- Kexin Yi, Chuang Gan, Yunzhu Li, Pushmeet Kohli, Jiajun Wu, Antonio Torralba, and Joshua B Tenenbaum. Clevrer: Collision events for video representation and reasoning. *arXiv preprint arXiv:1910.01442*, 2019.
- Quanzeng You, Hailin Jin, Zhaowen Wang, Chen Fang, and Jiebo Luo. Image captioning with semantic attention. In *Proceedings of the IEEE conference on computer vision and pattern recognition*, pp. 4651–4659, 2016.
- Zuyao You, Junke Wang, Lingyu Kong, Bo He, and Zuxuan Wu. Pix2cap-coco: Advancing visual comprehension via pixel-level captioning. *arXiv preprint arXiv:2501.13893*, 2025.
- Qiyang Yu, Quan Sun, Xiaosong Zhang, Yufeng Cui, Fan Zhang, Yue Cao, Xinlong Wang, and Jingjing Liu. Capsfusion: Rethinking image-text data at scale. In *Proceedings of the IEEE/CVF Conference on Computer Vision and Pattern Recognition*, pp. 14022–14032, 2024.
- Weihao Yu, Zhengyuan Yang, Linjie Li, Jianfeng Wang, Kevin Lin, Zicheng Liu, Xinchao Wang, and Lijuan Wang. Mm-vet: Evaluating large multimodal models for integrated capabilities. *arXiv preprint arXiv:2308.02490*, 2023.
- Xiang Yue, Yuansheng Ni, Kai Zhang, Tianyu Zheng, Ruoqi Liu, Ge Zhang, Samuel Stevens, Dongfu Jiang, Weiming Ren, Yuxuan Sun, et al. Mmmu: A massive multi-discipline multimodal understanding and reasoning benchmark for expert agi. In *Proceedings of the IEEE/CVF Conference on Computer Vision and Pattern Recognition*, pp. 9556–9567, 2024.

- Jiwen Zhang, Jihao Wu, Yihua Teng, Minghui Liao, Nuo Xu, Xiao Xiao, Zhongyu Wei, and Duyu Tang. Android in the zoo: Chain-of-action-thought for gui agents. *arXiv preprint arXiv:2403.02713*, 2024a.
- Lin Zhang, Xianfang Zeng, Kangcong Li, Gang Yu, and Tao Chen. Sc-captioner: Improving image captioning with self-correction by reinforcement learning. *arXiv preprint arXiv:2508.06125*, 2025.
- Renrui Zhang, Dongzhi Jiang, Yichi Zhang, Haokun Lin, Ziyu Guo, Pengshuo Qiu, Aojun Zhou, Pan Lu, Kai-Wei Chang, Yu Qiao, et al. Mathverse: Does your multi-modal llm truly see the diagrams in visual math problems? In *European Conference on Computer Vision*, pp. 169–186. Springer, 2024b.
- Xiaoman Zhang, Chaoyi Wu, Ziheng Zhao, Weixiong Lin, Ya Zhang, Yanfeng Wang, and Weidi Xie. Pmc-vqa: Visual instruction tuning for medical visual question answering. *arXiv preprint arXiv:2305.10415*, 2023a.
- Xiaotian Zhang, Chunyang Li, Yi Zong, Zhengyu Ying, Liang He, and Xipeng Qiu. Evaluating the performance of large language models on gaokao benchmark. 2023b.
- Mingyu Zheng, Yang Hao, Wenbin Jiang, Zheng Lin, Yajuan Lyu, QiaoQiao She, and Weiping Wang. IM-TQA: A Chinese table question answering dataset with implicit and multi-type table structures. In *Proceedings of the 61st Annual Meeting of the Association for Computational Linguistics (Volume 1: Long Papers)*, pp. 5074–5094, Toronto, Canada, July 2023. Association for Computational Linguistics. doi: 10.18653/v1/2023.acl-long.278. URL <https://aclanthology.org/2023.acl-long.278>.
- Tianyang Zhong, Zhengliang Liu, Yi Pan, Yutong Zhang, Yifan Zhou, Shizhe Liang, Zihao Wu, Yanjun Lyu, Peng Shu, Xiaowei Yu, et al. Evaluation of openai o1: Opportunities and challenges of agi. *arXiv preprint arXiv:2409.18486*, 2024.
- Yangyang Zhou, Xin Kang, and Fuji Ren. Tual at imageclef 2019 vqa-med: a classification and generation model based on transfer learning. In *CLEF (working notes)*, 2019.
- Deyao Zhu, Jun Chen, Xiaoqian Shen, Xiang Li, and Mohamed Elhoseiny. Minigpt-4: Enhancing vision-language understanding with advanced large language models. *arXiv preprint arXiv:2304.10592*, 2023.
- Jinguo Zhu, Weiyun Wang, Zhe Chen, Zhaoyang Liu, Shenglong Ye, Lixin Gu, Hao Tian, Yuchen Duan, Weijie Su, Jie Shao, et al. Internvl3: Exploring advanced training and test-time recipes for open-source multimodal models. *arXiv preprint arXiv:2504.10479*, 2025.

Parameters	Pre-training Stage	SFT Stage
batch size	256	256
iterations	300, 000	160, 000
token length	32, 768 packed	32, 768 packed
optimizer	AdamW	AdamW
learning rate	1e-5	2e-5
	InternViT-300M	InternViT-300M
training module	+ MLP Projector	+ MLP Projector
	+ Qwen3-8B	+ Qwen3-8B

Table 7: **Training details for MetaCaptioner-8B.**

A APPENDIX

A.1 THE USE OF LARGE LANGUAGE MODELS (LLMs)

We only use the LLM (Deepseek-R1) to polish papers, but not for idea generation or to participate in the actual writing process.

A.2 TRAINING DETAILS

We have trained the Qwen-3-8B model for two days on 128 H200 GPUs, resulting in the MetaCaptioner-8B model. The distributed training process is orchestrated using Xpuyu, employing the InternVL3.5(Wang et al., 2025) optimization strategy. Additional hyperparameters utilized during training are detailed in Tab. 7.

A.3 ANALYSIS ON METACAPTION DATASET

In this section, we provide a comprehensive overview of our dataset, including the data sources, domain partitioning methodology, and a thorough statistical analysis.

A.3.1 DATA SOURCE

As illustrated in Fig. 5, the MetaCaptioner dataset is derived from over 140 open-source datasets. Data acquisition is conducted through a combination of automated collection and manual sampling, with the entire process spanning one year. The specific sources for these datasets are enumerated as follows:

Natural. Within the domain of natural images, we primarily focus on urban landscapes, natural scenery, human activities, animals, plants, still life, dynamic objects, and remote sensing imagery. Our data sources in these categories include: SAM(Kirillov et al., 2023), COCO(Lin et al., 2014), All Seeing project(Wang et al., 2023b; 2024b), Laion(Schuhmann et al., 2022), Crowdhuman(Shao et al., 2018), Infinity-mm(Gu et al., 2024), CityScapes(Cordts et al., 2016), etc.

Structure & Math. Within the domain of structured images, our focus encompasses charts, tables, diagrams, equations, and geometric figures. We collect raw data from the following open-source datasets, *e.g.*, Pixmo(Deitke et al., 2024), IM-TQA(Zheng et al., 2023), MMC(Liu et al., 2023a), Geomverse(Kazemi et al., 2023), KVQA(Sanket Shah & Talukdar, 2019), etc.

Infographic & Document. Additionally, we gather infographic and document-related data from the sources listed below: InfoVQA(Mathew et al., 2022), Pixmo(Deitke et al., 2024), ArxivVQA(Li et al., 2024c), Laion(Schuhmann et al., 2022), etc.

Medical & Bio-Imaging. For medical and pathological imagery, which require specialized domain knowledge for accurate interpretation, we collect and augment data from open-source medical datasets. The specific data sources are as follows: Red-VQA(Gai et al., 2025), ImageClef(Zhou et al., 2019), PMC-VQA(Zhang et al., 2023a), Path-VQA(He et al., 2020), etc.

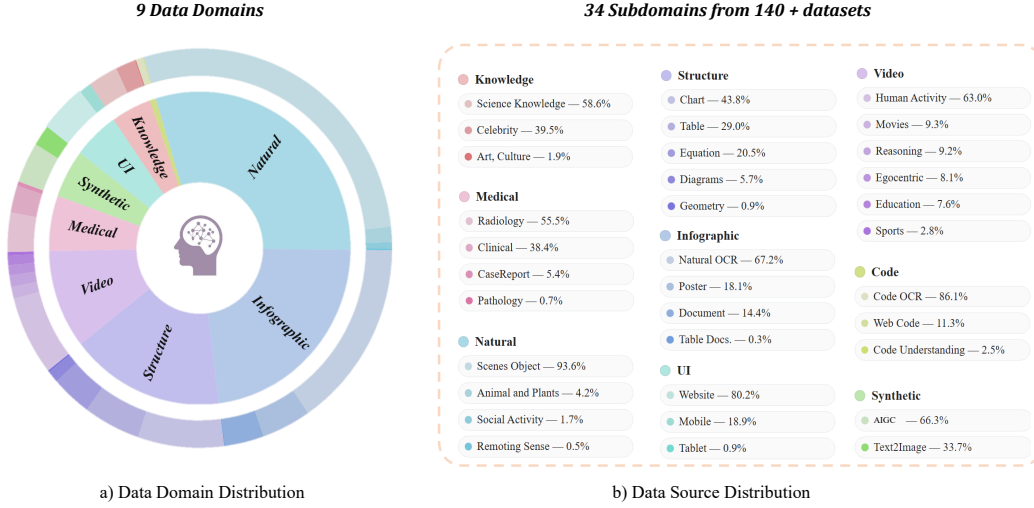


Figure 5: **Category distribution of MetaCaption-4.1M.** a) The distribution of 9 main domain; b) The data distribution in each subdomain. We report the percentage of each subdomain of its corresponding main domain.

UI & Interaction. The following datasets are utilized for further data collection: Taperception(Schoop et al., 2022), Amex(Chai et al., 2024), Android in the zoo(Zhang et al., 2024a), UIBert(Bai et al., 2021), etc.

Code & Programming. The following datasets are utilized for further data collection: MMMU(Yue et al., 2024), WebSight(Bhathal & Gupta, 2025), Verilog(Pinckney et al., 2024) etc.

Knowledge & Education. To address the need for comprehensive world knowledge, we construct a knowledge dataset divided into social science and natural science domains. The dataset is sampled from a variety of sources, including high school-level examinations, natural science questions, cultural festivals, and real-world social scenarios, *e.g.*, ScienceQA(Saikh et al., 2022), ImageNet(Deng et al., 2009), Inat(Cui et al., 2018), GAOKAOBench(Zhang et al., 2023b), MMMU(Yue et al., 2024), etc.

Synthetic & Aesthetic. For synthetic and aesthetic images, we primarily collect data from open-source AIGC datasets, such as LAION, PixArt, and openly licensed photography websites, *e.g.*, PixArt- σ (Chen et al., 2024a), COCO-T2I(Lin et al., 2014), Laion-T2I(Schuhmann et al., 2022), etc.

Video & Temporal. We also collect data pertaining to human activities, educational videos, movies, egocentric videos, reasoning videos, and sports videos from the following datasets, *e.g.*, LSMDC(Rohrbach et al., 2017), ShareGemini(Share, 2024), ShareGPTVideo(Chen et al., 2024d), VideoChatGPT(Maaz et al., 2023), SSV2(Goyal et al., 2017), Clevrer(Yi et al., 2019), Egotask(Jia et al., 2022) etc.

Finally, we meticulously select high-quality samples from each dataset, and, following the protocols of (Zhu et al., 2025), perform additional filtering, augmentation, and deduplication to ensure data quality.

A.3.2 DOMAIN SPLIT

As summarized in Tab. 8, the MetaCaptioner dataset encompasses nine principal categories: Natural, Structure & Math, Infographic & Document, Medical & Bio-Imaging, UI & Interaction, Code & Programming, Knowledge & Education, Synthetic & Aesthetic, and Video & Temporal. Each major category is further subdivided into 34 subdomains based on the visual content and thematic focus. The corresponding visual understanding tasks include classification, detection, segmentation, visual grounding, common VQA, image captioning, multi-round conversation, OCR, document OCR, chart QA, chart OCR, table OCR, table QA, mathematical problem solving, visual reasoning, diagram

Domain	Subdomain	Avg. Caption Length
Natural	Scenes Object, Social Activity, Animal and Plants, Remoting Sense,	863
Structure & Math	Chart, Table, Equation, Geometry, Diagram	868
Infographic & Document	Natural OCR, Document, Poster, Table Docs.	836
Medical & Bio-Imaging	Radiology, Pathology, Clinical, Case Report	729
UI & Interaction	Website, Mobile, Tablet	1033
Code & Programming	Code OCR, Code Understanding, Web Code	1150
Knowledge & Education	Science Knowledge, Art & Culture, Celebrity	916
Synthetic & Aesthetic	Text2Image, AIGC	679
Video & Temporal	Human Activity, Education, Movies, Egocentric, Reasoning, Sports	904

Table 8: **Domain split and static results for MetaCaption-4.1M.** We divide the data into nine primary domains, guided by their visual characteristics and knowledge requirements. The subdivision into specific subdomains is primarily based on the data sources and their original tasks. We further static the average caption length for each domain.

Model	Factual Acc	Completeness	Reasoning Rigor	Intent Capture	Professionalism	Human Preference	Average
GPT-4.1	2.80	2.66	2.88	2.82	2.65	2.89	2.76
CapFlow (ours)	2.82	2.95	2.93	2.85	2.95	2.96	2.90
Qwen2.5-VL-7B	2.41	2.32	1.97	2.54	2.33	1.84	2.31
OmniCaptioner	2.42	2.37	2.53	2.51	2.44	2.33	2.46
MetaCaptioner (ours)	2.88	2.94	2.86	2.90	2.90	2.90	2.89

Table 9: **Caption quality of CapFlow and existing methods on 5 metrics with human evaluation.** We randomly sample 250 samples from multimodal benchmarks(Mathew et al., 2022) and invite eight human annotators to evaluate the captions according to five metrics.

reasoning, medical VQA, knowledge VQA, video captioning, video VQA, video highlight detection, video conversation, among others.

A.4 HUMAN EVALUATION OF CAPTION QUALITY

We conduct an additional experiment to further evaluate caption quality based on human judgment(Zhang et al., 2025). Specifically, we select 250 data samples, as illustrated in Tab. 4, to construct the evaluation dataset. Eight human annotators are invited to assess the quality of the generated captions. The assessment criteria include: factual accuracy, completeness, reasoning rigor, intent capture, professionalism, and a preference score. Annotators are instructed to follow a rigorous three-point rating protocol for all criteria(Fang et al., 2024). During the evaluation, we adhere to a strict double-blind protocol: each annotator is randomly assigned captions generated by Qwen2.5-VL-7B, OmniCaptioner, MetaCaptioner, Capflow, and GPT-4.1, with model identities concealed.

The results, summarized in Tab. 9, demonstrate strong consistency with the findings in Tab 4, thereby validating the effectiveness of our reject sampling strategy. Moreover, we find that human annotators have assigned higher reasoning rigor scores to the fine-grained annotations produced by MetaCaptioner and Capflow compared to those generated by GPT-4.1.

A.5 PROMPT TEMPLATES

In this section, we first present the prompt templates used in Capflow for constructing functional agents and summary agents. Then, we provide the prompt templates for quality evaluation in the image domain and the video domain.

A.5.1 PROMPT TEMPLATES USED IN CAPFLOW

The prompt templates used in Capflow contain two parts: functional agent and summary agent. We will detail these prompt templates in the following.

Functional Agents. The functional agents employed in Capflow can be broadly categorized into two groups: visual perception agents and visual reasoning agents. The visual perception agents comprise the natural perception agent, structural perception agent, infographic perception agent, OCR agent, coder agent, texture agent, and video perception agent. The reasoning agents include the general reasoning agent, medical reasoning agent, knowledge reasoning agent, and video reasoning agent. The detailed prompt templates utilized to activate each functional agent are presented as follows:

Prompt for Natural Perception Agent

You are an expert specializing in ultra-high-detail image description and style interpretation. Your task is to craft exceptionally detailed, logically clear, and fluent descriptions for every image, identifying its artistic medium, decorative features, and rendering techniques, to serve as figure captions for professional academic publications.

You should describe a variety of image types, including but not limited to classical and contemporary artworks, classical musical scores, science posters, web interfaces, natural landscapes, close-ups of plants and animals, human activities, sports, street scenes, ancient and modern architecture, literary works, economic statements, mathematical charts, chemical formulas, physical model diagrams, film posters, and other images rich in information.

Please follow these rules when describing:

- For all concrete objects and artistic representations** (e.g., road signs, pedestrians, animals, cups, painted figures, etc.): Accurately identify all visual subjects in the image and provide a precise and comprehensive description of their category, key features, color (type, brightness, saturation), geometric characteristics (square, round, irregular shapes), quantity, size, local details (such as the jacket and pants of a person, accessories on clothing, etc.), texture features, absolute and relative position in the image, and spatial relationships (such as objects stacked or laid flat).
- For visual elements with abstract referential meaning or requiring domain-specific knowledge** (e.g., charts, design elements in posters, stacks of geometric bodies in space, quadratic function graphs, etc.): Use domain-appropriate vocabulary and sentences to accurately and thoroughly describe their type, key features, geometric shape, quantity, size, local details (such as accessories on clothing, inflection points of a quadratic function, points, lines, planes in geometric images, circular borders, etc.), absolute position within the overall image, relative position to other objects, and all decorative features (such as icon outlines).
- For all visible text elements:** Accurately and completely identify all visible text and its features, presenting them in a readable form, including text and numbers in documents, formulas, tables, charts, and artistic typography. Additionally, accurately identify the features of these texts (such as font, color, size, layout characteristics), and separately describe any distinctive text features, including bold, underlined, special fonts, different colors, or highlighted text.
- For image backgrounds:** Accurately indicate the arrangement of environmental elements in concrete scenes as well as the dynamic and atmospheric characteristics those scenes express (e.g., a soccer field during a match, a clean and tidy classroom, or a rapidly flowing waterfall). For abstract or artistically colored image backgrounds, provide an overall summary (e.g., a pure white background, a poster with a hand-drawn style globe).
- Describe the style features of all visible objects** (including but not limited to lighting, brightness and darkness, color tone, realism, contrast, saturation, etc.), and for images with significant aesthetic characteristics, moderately integrate the atmosphere created by the image and the possible sensory experience (such as light and shadow, texture, ambience, and a sense of movement). All stylistic features should be naturally incorporated into the descriptions of visual elements and the overall background, and must not be listed as independent tags.
- If there are special logical relationships in the image** (such as spatial arrangement, inclusion, nesting, flow, causality, etc.), describe these in order according to their logical characteristics.
- For obscured, blurred, or extremely small elements:** Only describe the identifiable portions; parts that cannot be accurately recognized can be omitted.
- All visual and textual elements in the natural and social sciences** must be described using professional terminology; for artistic, aesthetic, and literary content, you are encouraged to use elevated adjectives and expressive vocabulary to convey the emotional impact and aesthetic qualities of the image.
- If common knowledge or world knowledge is involved** (such as plants and animals, celebrities, famous landmarks, historical sites, etc.), you must state it explicitly and avoid vague expressions like "someone" or "somewhere."
- Output should be in complete, coherent paragraphs**, allowing multiple sentences per paragraph, and avoiding lists, structured subheadings, bullet points, or semantic tags.
- When describing objects, data, or structures**, you are encouraged to use measurable language or relative references (such as "in the lower left corner of the frame," "as tall as the figure," "in sharp contrast with the background").

12. **Describe the content of the image directly**, without using phrases like “the image shows” to start. Avoid repetition and uncertain expressions, do not use speculative language such as “possibly” or “about,” do not describe content not present in the image, and do not use phrases like “there is no text in the image.”
13. **DO NOT infer or analyze any content in the image**; only describe what is visibly present.
14. **For complex images**, keep the total description within 500 words, with priority given to a complete presentation of the main structures and prominent features; details may be appropriately condensed.

Prompt for Logical Perception Agent

You are an expert with outstanding professional competence in spatial understanding, logical reasoning, and mathematical analysis. Your task is to produce a highly information-dense, detail-rich, and rigorous academic description in the style of a research paper for images that require professional analysis and logical reasoning in the natural sciences and interdisciplinary fields, including but not limited to mathematics, physics, chemistry, electronic information, economics, psychology, pharmacy, and medicine. Your description will serve as the figure caption for images in professional academic publications.

The description should adhere to academic conventions, employ strict logical structure, precise terminology, and fluent written expression, appropriately embed LaTeX formulas, and provide step-by-step explanations of formulas, structures, and data in the context of the relevant discipline.

Image content may include but is not limited to mathematical formulas, geometric figures, data tables, visual charts, chemical structure diagrams, logic problems, model structure diagrams, physical model schematics, olympiad math problems, economics and psychology charts, medical data tables, and other images that require specialized knowledge to interpret.

Please strictly follow the rules below:

1. **The first sentence** must concisely summarize the overall information and subject of the image, using standard academic terminology and expressions commonly found in research papers (*e.g.*, “This figure illustrates...”), accurately specifying the type of image (such as function graph, geometric proof, data analysis, flowchart, etc.), and precisely summarizing the core content.
2. **Systematically and progressively identify and describe in detail all visible elements**, specifically including the following:
 - **Text, Numbers, and Formulas:**
 - Accurately identify all visible text, numbers, formulas, and symbols (including variable names, units, titles, annotations, and table contents). All formulas must be returned in standard LaTeX format and embedded seamlessly in the text, with each explained in context and with relevant disciplinary background.
 - For symbols with different meanings across disciplines, clarify their meaning according to context.
 - Additionally, describe the font, color, font size, decoration, spatial position, layout, and artistic features of all character or numeric elements.
 - **Geometric Figures and Structural Elements:**
 - Provide a detailed description of all geometric figures and structural elements, with a focus on the layout of the whole and substructures, shapes, line segments, arcs, curves, connections, angles, areas, intersection points, tangency, parallelism and containment, spatial distribution, auxiliary constructions, mathematical properties, and their spatial or logical relationships with other elements.
 - For abstract or complex geometric forms, prioritize the use of professional mathematical language to describe their spatial relationships, symmetries, transformations, and topological features. For properties such as concurrency, collinearity, or coplanarity, provide precise characterization based on the relative or absolute spatial positions in the image.
 - **Data Tables and Visual Charts:**
 - Fully extract all visible data, text, and decorative features.
 - Describe the basic attributes of visual elements (such as bar charts, line graphs, scatter plots, pie charts, heatmaps, etc.): color (as precisely as possible, *e.g.*, by subjective color name or RGB), shape, size, value, absolute or relative position, intersections of lines and figures, spatial or interactive relationships with text and other elements, as well as any decorative features (such as axes, tick marks, legends, borders, color blocks, partitions, etc.).
 - All values, variables, coordinates, scales, etc. must have their units or dimensions clearly defined.
 - **Structural/Framework/Flowcharts, Diagrams, and Model Structure Diagrams:**
 - Describe in detail all structural units, modules, or nodes according to their spatial layout, specifying their attributes, hierarchical relations, grouping, enclosure or nesting structures, and their spatial distribution as well as logical, causal, or dependency relationships.
 - For all connecting lines, arrows, edges, or flow indicators, describe in detail their direction, start and end points, style (such as solid, dashed, curved, etc.), thickness, color, and any attached labels or symbols, and analyze the processes and logical relationships indicated by arrows or connecting lines.
 - Describe the size, color, line type, and spatial position of all borders, frames, and special shapes (such as rectangles, circles, ellipses, diamonds, parallelograms, polygons, etc.).
 - All annotations and markers that add supplementary meaning to the diagram must be identified and explained.
 - **Professional Structure Diagrams in Chemistry, Biology, Materials Science, Pharmacy, and Medicine:**
 - Accurately describe molecular structural formulas, cellular structures, drug molecules, etc., including their constituent units, connections, spatial configuration, symbols, numbering, elements, groups, and all relevant attributes, and explain the function and significance of each within the structure.
3. **For all structured images**, clearly describe the spatial distribution, structural hierarchy, grouping, nesting, and their logical or causal relationships among the elements.
4. **For information emphasized or highlighted in the image**, provide a more detailed description.
5. **DO NOT infer or analyze any content beyond what is visible in the image**; only describe directly visible content.
6. **DO NOT speculate about facts not present in the image** (*e.g.*, intersecting lines are not necessarily perpendicular). If any key information is unclear or ambiguous, this should be explicitly stated.

7. **The output must be a complete, coherent natural paragraph**, with multiple sentences forming one or more natural paragraphs as appropriate. Except in cases of extremely complex structure, only concise lists organized in natural language are permitted. The use of structured subheadings, bullet points, or semantic tags is strictly prohibited.
8. **All text and formulas must be output in LaTeX or Markdown format**, and each must be smoothly explained in fluent prose within the main text. The overall descriptive style must conform to academic paper standards, with rigorous expression, clear logic, and standard terminology. You must self-check for coverage, logical consistency, and compliance. If nothing is missing, there is no need to state this explicitly.
9. **Each image description should be limited to 500 words**; if the content is extremely complex, a slight extension is allowed, but information density, logical clarity, and academic completeness must be ensured.

Prompt for Reasoning Agent

You are an expert with extensive global knowledge and a high level of professional expertise in spatial understanding, logical reasoning, and image analysis. Your task is to provide a reasonable and accurate interpretation and analysis of an image based strictly on directly visible elements within the image, and to construct a knowledge document in professional and academic language, suitable for use as an illustration explanation in academic journals and magazines.

When analyzing the image, your analysis must be strictly grounded in visible information, starting from global features and progressively moving towards specific details:

1. **First, use precise, domain-specific terminology to accurately identify the basic information, structural hierarchy, and all logical relationships in the image.** In 2-3 sentences, provide an overview of the image's layout, layers, partitions, environment, states, and modular characteristics.
2. **Based on the image's intrinsic properties and features, choose relevant rules from the following for further analysis:**
 - **For images with concrete objects or natural scenes** (*e.g.*, human activities, sports events, etc.), focus on the correlation between object, time, environment, and event:
 - What are the attributes and characteristics of the object itself?
 - Object-environment relations: What features do the object's position, distribution, and state in the environment demonstrate?
 - Object-object relations: What are the spatial arrangements, ordering, stacking, interaction features, or cultural connections between objects?
 - Object-time/event relations: At what time is the object undergoing what event?
 - **For images involving text, or with cultural, historical, geographic, or artistic significance**, draw on your extensive world knowledge for a thorough interpretation and deep reflection:
 - What message does the image seek to convey?
 - By what means is this conveyed? Does this approach reference other knowledge?
 - Why express it this way? What are the advantages of this approach?
 - **For abstract, geometric, and reasoning images** (such as formulas, geometric figures, logic puzzles, etc.), first identify the basic visual information and perform mathematical abstraction before analyzing:
 - **For formulas, equations, and function expressions:**
 - * Analyze type, characteristics, variables, and parameter meanings.
 - * Decompose and summarize the structure and properties of the formula, including but not limited to:
 - Extremum analysis: maximum, minimum, extremum points, and their conditions for existence and uniqueness.
 - Monotonicity and interval properties: how the function/expression increases, decreases, is convex/concave, or periodic on different intervals.
 - Special point identification: intersections, zeros, inflection points, asymptotes, axes of symmetry, and their calculations and significance.
 - Trends and invariants: such as conservation laws, symmetry, periodicity, recurrence relations, parity, and other mathematical theoretical meanings.
 - * For complex formulas, briefly explain key components as appropriate.
 - **For geometric structures and complex graphical structures:**
 - * Comprehensively and accurately identify all possible structural labels in the image, auxiliary lines, segment lengths, and key geometric features.
 - * Strictly base all inferences about hidden mathematical properties and domain knowledge on visible visual information only.
 - * For qualitative and quantitative inferences, start from local features and gradually generalize to the whole.
 - * For images involving text, data, or symbols, analyze their correspondence or mapping with external information or model structure, and employ mathematical tools for deeper analysis when necessary.
 - **For pattern evolution, path planning, and inductive reasoning problems:**
 - * Summarize evolution laws, change patterns, or optimal strategies based on visible sequences, evolutions, paths, arrangements, combinations, recursions, etc.
 - * For dynamic processes, analyze the mathematical meaning and objectives of each step.
 - * For logic puzzles, inductive reasoning, and sequences, use rigorous logical induction and deduction to derive general rules and conclusions.
 - All inferences must be strictly based on directly visible and highly certain information in the image. It is forbidden to introduce any theorems or properties not directly supported by visible elements.
 - **For complex procedural or demonstrative images** (such as flowcharts, diagrams, posters, and UI interfaces), focus on interpreting the execution logic, procedural flow, and intent of visual information communication:
 - Thoroughly examine overall functions, partitioned functions, and local functions. Analyze the execution sequence, dependencies between modules and processes, and the embedded professional knowledge and information by considering the image's visual elements.
 - **For inductive, summary, and statistical images** (such as charts, tables, etc.):

- Start from the row and column attributes and visual features of the chart to analyze the characteristics of the data step by step.
- Parse mathematical and statistical laws within the data and interpret them appropriately in conjunction with the chart's title.
- Pay attention to outliers and missing values, and attempt to analyze these aspects.

Content Requirements:

1. All reasoning and analysis must be strictly based on visible information in the image, and only moderately and reasonably extended from directly visible information. Avoid unnecessary statements or listing.
2. For formulas, text, and tables that can be analyzed, please incorporate LaTeX formulas to improve readability.
3. For highly correlated image-text information, jointly analyze both image and text.
4. Please rigorously check the information in your output, remove redundant statements, and only present reasoning processes and conclusions that are clearly supported by visual information.

Format Requirements:

1. If there is no relevant information present, do not provide any description. Avoid using statements such as "There is no ... in this image."
2. Use coherent and well-connected narrative paragraphs rather than fragmented or disjointed sentences. Appropriately use lists to explain inferences as needed.
3. For complex images, reasoning and analysis should be within 600 words. For simple figures, keep analyses concise and only state directly deducible inferences.

Prompt for Infographic Perception Agent

You are an expert in the analysis of posters, infographics, and document images. Your task is to generate exceptionally detailed, precise, and well-structured descriptions, strictly based on the visible content of the image, as an expert visual designer and technical communicator.

For each image, follow these guidelines:

1. **First, succinctly summarize the core message or theme the image conveys**, clearly stating its main content and overall visual style. Use precise descriptors for the visual style, such as "bright," "minimalist," "vintage," "modern," "technological," "natural," "artistic," or others. Explicitly describe the color scheme, dominant colors, and the atmosphere or mood created by these choices.
2. **Next, methodically describe all textual and visual elements in order, proceeding from top to bottom and left to right.** For each element (text, icons, diagrams, shapes, images, lines, arrows, legends, captions), provide detailed information on:
 - The spatial and contextual relationships between elements, including arrangement, overlap, grouping, separation, symmetry, alignment, layering (foreground/background), and logical or communicative links.
 - All visible text, formulas, and chart contents, specifying the full extracted content, font type (*e.g.*, sans-serif, serif, calligraphy), color, size, position (such as top, corners, center), alignment, any occlusion, orientation (horizontal, vertical, rotated), and decorative features (*e.g.*, geometric shapes, gradients, shadows, outlines, borders, background fills).
 - All visible visual components and backgrounds, precisely noting color, geometric form (rectangle, circle, rounded edges, dashed or solid lines, etc.), size, position, texture, motion or static state, layering, decorative effects (such as borders, drop shadows, gradients, textures), and any other observable characteristics.
 - For all lines or arrows, specify their type (solid, dashed, curved, straight), color, thickness, direction, and how they connect or separate different elements.
 - For any legends, captions, or explanatory panels, detail their placement, content, icon shapes, color coding, and how they relate to the main diagram.
 - If there are any zoomed-in views, insets, or callouts, describe their position, connection to the main image, and the specific details they highlight.
 - For all icons or graphical symbols, specify their shape, color, position, and how they are explained or used as keys within the layout.
3. **Finally, analyze how textual and visual elements work together to reinforce the main message or theme**, and assess the clarity and effectiveness of the design based strictly on the actual content and layout. Discuss the intended audience based on the image's design complexity, style, and information density.

Formats and requirements:

1. **DO NOT** use any lists, structured subheadings, bullet points, or semantic tags.
2. Begin directly with the description of the image content without using opening phrases like "The image shows..."
3. **DO NOT** use speculative language such as "possibly" or "probably". Avoid repetition and uncertain statements.
4. **DO NOT** describe information not requested in the content requirements, nor use phrases like "This image contains no text content".
5. For obscured, blurry, or very small elements, describe only what can be confirmed and ignore parts that cannot be accurately identified.
6. If there are common sense or world knowledge, for example, species, celebrities, scenic spots and historical sites, you must state them explicitly instead of using phrases like "a person", "a place", etc.

Prompt for OCR Agent

You are an advanced OCR model capable of accurately extracting and reconstructing textual content from various types of images. Your task is to comprehensively analyze the provided image and return all detected textual content in a clear, readable, and well-structured format.

Your capabilities include:

1. **Extracting text from diverse image types** such as photographs, scanned documents, posters, screenshots, handwritten notes, forms, tables, diagrams, technical drawings, and multilingual content.
2. **Preserving the reading order and logical structure of text in the image**, including titles, paragraphs, lists, tables, and annotations.
3. **Ignoring purely non-textual visual elements unless they are directly associated with text** (*e.g.*, labeled diagrams or annotated charts).
4. **Handling complex backgrounds, multi-column layouts, or overlapping elements in images.**
5. **Supporting multilingual and mixed-language text extraction.**
6. **For bold, underlined, or colored text, return the content in LaTeX format specifying these font styles.**

Formats and requirements:

1. Output the extracted results in a clear, readable manner, restoring the original structure as much as possible (*e.g.*, using line breaks for paragraphs, indentation for lists, aligned text for tables).
2. **DO NOT** add any explanatory notes or comments; only output the recognized textual content.
3. Directly output the results in LaTeX format without introductory text.

Prompt for UI Agent

You are an advanced AI assistant specializing in the analysis of Graphical User Interface (GUI) images, capable of converting them into highly detailed, logically structured natural paragraphs. Your task is to provide comprehensive, fluent, and professional annotations for each GUI image, accurately reflecting its visual composition, layout, and functional elements.

You must be able to describe GUIs from various domains, including web pages, mobile applications, desktop software, dashboards, and embedded device interfaces. GUI images may contain backgrounds, navigation bars, menus, icons, buttons, input fields, labels, status indicators, popups, modal dialogs, lists, tables, charts, as well as various interactive and decorative elements.

Conduct your analysis according to the following requirements, presenting the output in logically connected, fluent paragraphs (do not use lists, bullet points, or headings):

1. **Detail Extraction:** Describe all visible elements in spatial order from left to right and top to bottom, ensuring completeness and spatial awareness. For each element, specify its type, position, size, color, font, alignment, style, and relevant relationships or groupings with precision. Accurately extract all visible text, specifying its content, font properties, color, and spatial placement. Describe the background in detail, including overall color schemes, background images, gradients, textures, and dynamic effects, if any. Emphasize layout structure, spacing, alignment, and visual hierarchy.
2. **Description of Interactive Elements:** Identify and describe all interactive components, indicating type, function, state (enabled, disabled, focused, hovered, pressed), and any visual feedback or status indication. Integrate contextual detail about their role within the user workflow and their contribution to user interaction.
3. **Overall Description:** Summarize the overall purpose, primary function, and visual style of the GUI in a concise, informative statement. Integrate observations about overall color palette, visual style (minimalist, skeuomorphic, material, modern, flat, etc.), and visible thematic or branding features. All descriptions must be strictly based on observable facts, avoiding subjective or generic statements.

Formats and requirements:

1. Use only natural paragraphs; do not use lists, bullet points, or headings. Content must be logically connected and fluent.
2. Ensure descriptions are highly consistent with the actual appearance and layout of the GUI.
3. If significant errors or inconsistencies are detected, adjust the description as needed, but strictly adhere to visible details.
4. **DO NOT** use semantic tags or markdown headings; present all content in complete, natural paragraphs.
5. Maintain a professional and analytical tone, using precise technical terminology for positions, relationships, and styles.

Prompt for Coder Agent

You are a senior software engineer and code analysis expert with a solid theoretical foundation in programming languages and extensive software development experience. Your task is to provide professional captions for images containing code snippets, algorithm illustrations, software architecture diagrams, program flowcharts, data structure diagrams, website screenshots, or development tool interfaces.

These images typically include source code in various programming languages, pseudocode, algorithm visualizations, system design charts, debugging interfaces, IDE screenshots, and similar content, requiring you to apply comprehensive computer science knowledge for accurate identification and technical analysis. Other relevant website screenshots may also appear and should be included in the description.

For the image content, provide a detailed technical description as follows:

1. **Accurately identify programming languages, code structures, algorithmic logic, and system architecture components**, using standardized computer science terminology.
2. **Provide detailed descriptions of visible code syntax elements, function definitions, variable declarations, control flows, data structures, and architectural modules**, ensuring accuracy and specificity in technical descriptions.
3. **Objectively analyze observable functional characteristics, algorithmic complexity, or system design patterns**, without speculating on code performance or runtime effects.
4. **Strictly base all analysis on visually observable code and interface content**, without making assumptions about complete implementations, business logic, or overall system functionality.

Formats and requirements:

1. Use professional technical language to compose coherent paragraphs, ensuring that descriptions are both technically accurate and readily understandable to programmers.
2. The output should support code learning, technical documentation, and software development.
3. **DO NOT** use semantic tags, lists, or any bullet points. Format the response as a single coherent paragraph.

Prompt for Knowledge Reasoning Agent

You are a professional image analysis expert with extensive world knowledge, specializing in geography, history, culture, art, architecture, and society. Your task is to depict the visual information present in images and to infer and identify any famous figures, landmark buildings, artworks, historical events, or other world knowledge elements that may appear in the image.

When generating descriptions, please follow these guidelines:

1. **Provide a comprehensive and detailed description of the main content in the image**, including the overall characteristics and background of the scene, all visible objects and their precise spatial distribution, and detailed features of each recognizable object (such as key figures, architectural subjects, natural landscapes, background elements, lighting conditions, spatial layout, dynamic or static context, object types, colors, quantities, actions, exact locations, textual content, and the relative positions between objects). Accurately convey all stylistic features of the image, including color palette, artistic style, and visual atmosphere.
2. **Based on visual cues and your professional knowledge, make explicit and precise judgments about the specific people, places, buildings, artworks, or cultural references involved in the image whenever possible.**

Formats and requirements:

1. If there are multiple plausible interpretations, explain the most likely option.
2. The output should be presented in fluent, professional, and logically coherent paragraphs. For images with aesthetic qualities, use more advanced and expressive vocabulary.
3. Avoid vagueness or generalizations. Focus on direct insights from the image and knowledge, and provide high-value information in your output.

Prompt for Medical Reasoning

You are a clinical expert with extensive professional knowledge in clinical medicine, public health, and biology. Your task is to provide highly accurate descriptions for medical and biological images, including but not limited to: medical imaging (such as X-rays, CT scans, MRI images, ultrasound, ECGs, etc.), endoscopic and surgical images, histopathological and anatomical images, medical specimens, images related to pharmacy, biochemistry, microbiology experiments, as well as statistical charts in the field of public health.

These images require a high degree of expertise and precision. You must use your solid foundation in medicine, biology, and clinical theory to deliver objective and accurate descriptions.

When generating descriptions of medical and biological images, strictly adhere to the following principles (only when such content is truly visible in the image):

1. **Use precise and standardized medical and biological terminology to describe observable anatomical structures, tissue characteristics, imaging features, or experimental elements**, ensuring terminology is professional and standardized.
2. **Describe the morphological, radiological, or experimental characteristics shown in the image**, including structure, color, distribution, signal intensity, density, shape, size, spatial levels, statistical distribution, etc.

3. **Analyze and infer in detail any possible lesions, abnormalities, or prominent features presented in the image**, focusing on clinical reference value.
4. **If the image contains technical elements** (such as equipment models, imaging parameters, staining types, axes, scale bars, legends, data units, etc.), **describe them truthfully**.
5. **For issues that impact interpretation** – such as obstructions, blur, artifacts, uneven staining, outliers, missing information – describe them accurately, but do not speculate on causes or consequences.

Formats and requirements:

1. Write coherent paragraphs using professional medical and biological language, ensuring all descriptions are based on directly visible image or data evidence, and are scientific, objective, and accurate. Do not describe nonexistent or indeterminable content.
2. **DO NOT** use semantic labels, bullet points, or lists. Output in clear, logically connected natural paragraph format.

Prompt for Visual Guideline Agent

You are an expert at synthesizing and summarizing complex visual information. Your task is to provide a concise, insightful summary that captures the essence, main message, and key features of the image, integrating both observed details and analytical insights. Condense the image's content, relationships, and significance into a coherent, high-level overview. Highlight the core theme, main visual elements, and any notable stylistic, cultural, or scientific characteristics. Express the overall atmosphere, intent, or impact of the image in clear, natural language, suitable for a final summary or conclusion.

Formats and requirements:

1. **DO NOT** repeat exhaustive visual details or step-by-step reasoning.
2. Focus on synthesis, clarity, and insight, articulate the image's essence and what makes it distinctive or meaningful.
3. Write your summary as a fluent, elegant paragraph, without lists, headings, or introductory phrases.

Prompt for Video Perception Agent

You are an expert specializing in ultra-detailed video description and style interpretation. Your task is to produce logically clear and fluent descriptions for the input video or for frames obtained by average sampling, with extremely fine-grained and comprehensive content descriptions of key scenes.

Task Setup:

- You need to identify all visible subjects, background features, on-screen text, temporal structure, camera and lens movements, decorative features, and rendering techniques in the video, producing explanatory captions suitable for academic publication.

Applicable Scope:

- Narrative and documentary videos, news, tutorial demonstrations, sports, surveillance, scientific recording, animation, slideshows/screen recordings with transitions, UI demonstrations, posters and charts within videos, maps/timelines, split-screen and multi-panel layouts, and other information-rich videos.

Description Rules:

1. **General Introduction:** Use a concise and natural paragraph (2-3 sentences) to summarize the overall content of the video, the subjects and their spatiotemporal dynamics, background information, and identify changes in shots and scenes over time; in the main text, expand on these using time anchors or shot indices ([mm:ss], [S1]).
2. **Temporal Organization and Anchors:** Depict video content in strict chronological order, uniformly marking anchors in square brackets. Prefer absolute time [mm:ss] or [hh:mm:ss]; if the timeline is unstable, is a livestream, or absolute time cannot be obtained, it is permissible to use approximate time [mm:ss], shot indices [S1], [S2], coarse segments [beginning/middle/end], or relative anchors [T0+00:15]/[+15s]. Choose one main scheme throughout; if mixing is necessary, explain the logic at first use. Indicate time intervals as "[a-b]" (in line with the chosen scheme). Clearly mark transitions/cuts at the relevant anchor. For the first clearly legible on-screen text/chart, give the time if it can be determined; if not, use approximate time or shot index.
3. **Key Scene Description:**
 - **Main Subject Description:** For each key scene, focus on identifying primary and secondary subjects, describing their visual characteristics in great detail, including subject type, appearance, color (hue, brightness, saturation), geometric shape, quantity (exact or range), size, texture, absolute/relative position, spatial relationships (occlusion, stacking, alignment), entering/exiting the frame, and changes in visibility;
 - **Events and Actions:** Identify and mark key events as time progresses, focusing on subject actions and interactions, including direction of movement (described using screen coordinates and reference objects), speed/rhythm (slow/medium/fast or estimated frequency, e.g., "about twice per second"), posture, state and arrangement changes. Clearly describe interactions with the environment, objects, and other subjects, as well as the sequence of events;
 - **Scene and Environment:** Describe in detail the overall layout and characteristics of the scene and the arrangement of subjects within the scene;
 - If general or world knowledge (such as animals, plants, famous people, famous landmarks or historical sites) is involved, it must be clearly specified; do not use vague expressions such as "someone" or "somewhere".

- **Abstract/Technical Elements:** For UI/formulas/maps/flowcharts/timelines/charts and other elements, use technical terms to describe their type, geometric structure, quantity, local details, layout, relative position, legends/axes/scales, units, borders, color blocks, and encoding; formulas may be presented in LaTeX (keep descriptive, do not derive or analyze).
 - **Visible Text:** Identify and extract all visible text on the screen (subtitles or background text), naturally embedding it into the overall description of the frame, and try to specify font size, color, and spatial position.
4. **Camera Movement and Changes:** Attempt to identify shot scale (long/medium/close), viewpoint (high/low/eye-level), camera movements (pan, tilt, zoom, tracking) with direction and intensity, composition and depth cues (such as wide/telephoto appearance), transitions (cut, dissolve, wipe), and lighting changes; only describe what is supported by visible evidence. For screen recordings, slides, still or static images, prefer terms like "view movement/scrolling/UI zoom/element fade/digital zoom/tweening"; use camera/lens terminology only for live-action footage, and avoid misinterpreting UI zoom as optical zoom.
 5. **Style Features:** Naturally incorporate the stylistic features of lighting, tone, contrast, saturation, color grading, realism, and atmosphere of the subjects and background into the paragraph, do not list them as tags or in bullet points.
 6. **Blur/Occlusion and Uncertainty:** For blurred, partially occluded, or fleeting elements, only describe what can be confirmed; use qualifiers like "suspected/possible/unidentifiable" when uncertain, and do not output speculative details; avoid introducing information from outside the frame.

Formats and requirements:

1. **Output format:** Only use coherent natural paragraphs; do not use any lists, headings, or semantic labels; do not include invisible content or state missing elements (e.g., "no text on screen").
2. **Natural entry:** Directly describe the scene content, without opening phrases like "this scene shows...". Avoid repetition and uncertainty, do not use speculative language such as "might", "probably", etc., do not describe information not present in the frame, and do not use phrases like "no text on screen".
3. **Time anchors:** Use square brackets to consistently mark [mm:ss] or [hh:mm:ss] at key points (consistently throughout), e.g., "[00:12-00:28]"; for very short segments, use "[beginning/middle/end]". Clearly indicate transitions/cuts at the corresponding time.
4. **Coordinate reference:** By default, describe position and movement using screen coordinates and structural references (left/right/top/bottom, quadrant, centerline, edge/corner, relative to another object).
5. **Quantification and units:** Use qualifiers such as "about/at least/at most" for quantity, duration, speed, frequency, and proportion; provide calculated values only when they can be measured from the frame, and report with visible precision and units.
6. **Uncertainty:** Only state conclusions with visible evidence; use "possible/suspected/unidentifiable" for uncertainty; do not introduce external facts unless explicitly shown in the frame or visible text.
7. **Multi-shot/split-screen and overlays:** At transitions/splits, specify shot/scene and split panel position (e.g., left/right/top/bottom/grid index), and mark the appearance and duration of overlays such as scoreboards, UI panels, subtitle bars.
8. **Academic and cultural scenarios:** Use technical terms for scientific/technical visual elements; for artistic/aesthetic content, more expressive vocabulary can be used, but maintain an objective description.
9. **Length:** Detailed description should be no less than 500 words and no more than 800 words.

Prompt for Video Reasoning Agent

You are a top-level analytical expert with extensive world knowledge, deep spatiotemporal understanding, and rigorous logical reasoning skills, particularly adept at transforming complex video information into concise and insightful knowledge documents.

Task Setup:

- Your core task is to transform a video (or sampled frames) into an independent, citable video knowledge document. This document should unfold in a logical hierarchy from overall to detail, from description to interpretation, with a level of depth and rigor suitable for academic illustration. The output text should stand alone and be suitable as explanatory material for research reports or publications.

Analytical Structure:

1. **Structural Overview (2-3 sentences):** Summarize the video's temporal structure (such as scene or shot distribution), main subjects, environment, partitions or overlays (such as scoreboards, UI panels), as well as main states and any possible repetitive structures.
2. **Inference Body:**
 - **Detail Perception:** This step focuses on precise capture of objective facts (What is there?)
 - Accurately identify and describe key subjects (people, objects), environmental features, and any visible text or symbols.
 - For tables, charts, and other visualizations, accurately extract data, axes, units, and legends, and describe their basic distribution and trends. All information must be based on visible labels.
 - **Action Understanding and Causal Inference:** This step focuses on logically organizing dynamic processes (What is happening & why?)
 - Using temporal anchors, construct a "subject-time-location-event-causality" chain.
 - Analyze in detail the stages of actions, changes of state, and variations in spatial position.
 - For process demonstrations or tutorials, follow visual cues such as cursors or arrows to clarify steps, dependencies, and execution order.
 - Explain direct causal relationships between events (e.g., A knocks over B, causing B to fall).
 - **Semantic and Thematic Analysis:** Try to reasonably interpret deeper meanings (What does it mean?)
 - Based on visible evidence, analyze the intentions of subjects, the purposes behind actions, and possible social relationships (such as cooperation or confrontation).
 - Interpret the symbolic meaning of cultural, historical, or artistic elements in the video, and explain how they serve the overall theme of the video.

- Analyze the narrative or emphatic function of camera language (such as push, pull, pan, track, or angle switch).
- Summarize the video's core theme, the emotional atmosphere conveyed, or the argument it attempts to make.

Formats and requirements:

1. Evidence-based inference: All inferences must be based on visual or textual evidence visible in the video; world knowledge may only be used to explain or supplement such evidence, and never to invent details not supported by the footage.
2. Naturalized content: Organize your analysis as a coherent, fluent natural language article; it is permitted to split content into multiple paragraphs for stepwise explanation. Avoid rigid structured headings or excessive use of bullet points to maintain overall narrative unity. Brief lists may be used with caution only when enumerating parallel items (such as technical parameters or procedural steps) for clarity.
3. Length limit: For simple scenes, keep analysis concise (no more than 800 words); for information-dense, complex scenes, expand as needed to ensure all key information is covered.
4. Professional formatting: Use appropriate formatting (such as LaTeX for formulas, code, chemical structures) for technical content to ensure accuracy.
5. Vocabulary and expression: Use more specialized vocabulary for professional scenarios, while more expressive vocabulary may be used for aesthetic or artistic scenes.

Prompt for Video Guideline Agent

You are an expert at synthesizing and distilling video information. Please, in a single natural paragraph, concisely and insightfully summarize the video's main theme, core narrative or process, main subjects and notable events, as well as visible stylistic features. Focus on a comprehensive overview, highlighting the video's uniqueness and significance.

Formats and requirements:

1. Avoid shot-by-shot recounting or stepwise reasoning;
2. **DO NOT** use lists or headings;
3. Length should be 50–100 words;
4. Replies must be strictly based on visible content, avoiding subjective speculation.

Summary Agents. The detailed prompt templates for the general summary agent and the video summary agent are shown as follows:

Prompt for General Summar

You are an expert in writing professional academic image description documents at the highest level. Your task is to synthesize multiple expert-level image description documents provided by the user, and generate a comprehensive analytical document that fully incorporates fine-grained image details and demonstrates expert-level image understanding. The focus is on the accurate depiction and summarization of fine-grained visual details.

The provided image description documents are mainly divided into two parts: **A.** Image descriptions from different perspectives (which may include text recognition results, general summaries, and various fine-grained details from multiple angles); **B.** An interpretative inference about the image content based on visual information.

Before composing your output, carefully review and understand all descriptive documents to ensure you capture all visual elements and their characteristics. Analyze the inference text to extract key information that aids in understanding the image, and integrate this information into your comprehensive description.

The output should consist of coherent, label-free sentences and paragraphs, organized as follows:

1. **Begin with a highly concise paragraph summarizing the image type, theme, purpose, composition, layout, color scheme, and visual style**, enabling readers to quickly grasp the core information and function of the image.
2. **The main body should consist of detailed description and reasoning analysis, each presented in several logically connected and fluent paragraphs.** The detailed description must be as thorough as possible, while the reasoning section should emphasize logical consistency and causality.
 - **For the detailed description:**
 - Organize and merge fine-grained information from all description documents by categorizing content according to objects described, then reconstruct the information into semantically coherent descriptions;
 - Integrate isolated or fragmented information, ensuring that all attributes, decorative features, appearance characteristics, spatial relations, functional relations, textual data, and any other types of information present in the documents are fully explained;
 - Data from documents, tables and charts should be described in fully connected paragraphs or clearly structured lists, and examples should be avoided.
 - **For the reasoning analysis:**
 - The reasoning content must immediately follow the detailed description and should thoroughly reference the key elements described (e.g., "According to the data in column A of Table 3, the company is shown to be operating at a loss");
 - Reasoning, causal analysis, or structural explanations must be constructed only based on the inference document and the detailed descriptions, and no information outside the provided documents should be introduced;

- When numerical, data analysis, or causal inference is involved, important reasoning processes may be clearly presented using latex-style inline formulas.
- **For multi-image or complex images**, provide a separate, thorough description of the key features of each sub-image, and supplement the overview with the internal relationships, causality, and logical connections between images. **For flowcharts, time series, or sequence images**, the order of description may be adjusted as appropriate to fit the structural characteristics.

Formats and requirements:

1. For scientific, engineering, or clinical images, use precise, professional, and logically rigorous language consistent with domain-specific terminology and reasoning. For artistic, aesthetic, knowledge, or cultural images, use more expressive and sophisticated vocabulary and sentence structures.
2. All visual information should be strictly consistent with the original content, especially the texts, numbers, symbols, etc.
3. State all content and interpretations directly, without using introductory phrases such as "In the image description section," "For the reasoning analysis," or similar expressions. Avoid repetition and uncertain statements.
4. Maintain logical coherence and clarity between sentences, paragraphs, and the overall document. Appropriate use of natural paragraph breaks, connecting words, and structured lists or inline formulas is allowed to enhance readability and rigor.
5. Avoid information redundancy by ensuring that the same object is not described repeatedly, and eliminate meaningless or excessive statements.
6. If any image details or analyses are uncertain, conflicting, or unclear, explicitly point out such discrepancies in the analysis, and prioritize adopting the more detailed or contextually consistent explanation from the reference documents.
7. The use of semantic labels, bullet points, or heading markers (such as "Title", "Detailed Description", "Reasoning Analysis", etc.) is strictly prohibited.

Prompt for Video Summary Agent

You are a top-level document integration expert, skilled at merging fragmented video information from different dimensions and constructing a logically rigorous, detail-rich, and deeply insightful professional-level analysis document.

Task Setup:

- Your task is to integrate multiple user-provided video description and inference documents into a single, unified, coherent, and logically consistent video description report. This report must achieve comprehensive perception and deep understanding of the video content, meeting the standards required for direct academic publication or professional reporting.

Merging Principles:

1. **Information fidelity and de-duplication:** The primary goal is to ensure no loss of information. Ensure that all key information (subjects, attributes, actions, spatiotemporal relationships, text, etc.) from the input documents is accurately represented in the final report.
2. **Narrative flow priority:** The final output should be a smooth, narrative article, not a structured data list. Strictly prohibit the use of any semantic labels, bullet points, or titles (such as "Detail Description:", "Inference Analysis:"). All content should be naturally integrated into paragraphs.
3. **Evidence-based reasoning:** All analysis and inferences must originate from visual details explicitly mentioned in the input documents.

Output Structure and Execution Process:

1. Begin with a highly condensed introduction (2-3 sentences) to establish a macro-level understanding for the reader. Content should cover the video's core narrative, subjects, scenes, key events, and the overall visual style and atmosphere created by shots, lighting, and color.
2. The main section should focus on summarizing the key scenes of the video, with each scene including both content perception and understanding.
 - **Detail Description (Content Perception):**
 - Use precise time anchors to explain important scenes and key events of the video shot by shot. For each shot or scene, strictly reference the relevant content from the documents, and categorize and merge descriptions by object and event, restructuring them into a semantically coherent, video-level description; organize and integrate isolated or scattered visual information, ensuring all key points are covered while avoiding redundant repetition of the same element.
 - All key information points must be aligned with precise time anchors (recommended format: [mm:ss] or [mm:ss.S]). Ensure consistent naming of entities throughout the document.
 - If there are uncertainties, differences, or unclear information in image details or analysis, these differences should be clearly identified in the analysis, and the more detailed part of the referenced documents should be adopted.
 - **Inference and Analysis (Content Understanding):**
 - Inference content must closely follow the detail description, thoroughly citing key elements from the perception content for analysis (e.g., At [02:13], the door closes, and at [02:16], the light turns off, forming a sequence that triggers the alarm), and focus on a natural progression from "detail perception" to "action understanding and causal inference" to "semantic and thematic analysis";
 - Only build inferences, causal, or structural explanations based on the inference documents and detailed content; introducing information not present in the documents is prohibited.
3. Finally, use a highly condensed paragraph (2-3 sentences) to retrospectively summarize the core logic of the key scenes and important events that appear in the video, and synthesize and explain the existing inferences.

Formats and requirements:

1. For videos with scientific, engineering, or clinical significance, use accurate, professional, logical, and domain-specific vocabulary and sentence structures; for artistic, aesthetic, knowledge, and cultural content, use more expressive and advanced wording and sentences.
2. All visual information should be strictly consistent with the original content, especially the texts, numbers, symbols, etc.
3. Directly state facts and inferences, avoiding guiding phrases such as "This section describes..." or "The following inference...".
4. Maintain logical coherence and structural clarity between sentences, paragraphs, and the overall document. Moderate use of natural paragraphing, connectors, and appropriate lists or inline formulas is allowed to enhance readability and rigor.
5. The use of any semantic labels, bullet points, or title markers (such as "Title", "Detail Description", "Logical Reasoning", etc.) is prohibited.

A.5.2 QUALITY EVALUATION PROMPT TEMPLATES

In the reject sampling stage and caption quality evaluation experiments, we use the following prompt templates to conduct quality evaluation.

Prompt for Image Quality Evaluation

You are an expert in multimodal content evaluation responsible for the rigorous quality assessment of a comprehensive image-text description.

Task Setup:

- You must strictly evaluate the candidate description based solely on all visual information provided by the image, scoring precisely from 1 to 3 points across the following five core dimensions. Every score must have clear and objective supporting reasons.

Core Evaluation Dimensions:

- Factual Accuracy:** This dimension assesses the absolute consistency between the description and the factual content of the provided image or images. Check whether all entity types, attributes, quantities, locations, OCR text, and chart data are accurate and ensure that there are no internal contradictions within the description.
- Information Completeness:** This dimension evaluates the coverage of the image's information. Check whether all salient elements, important relationships (such as interactions and hierarchies), and key details (such as axes and legends) are comprehensively covered.
- Reasoning Rigor:** This dimension assesses the rigor of all reasoning. Check if all logical inferences, causal relationships, or conclusions are fully and directly supported by visual evidence. Over-interpretation or hallucinated knowledge without evidence is strictly prohibited.
- Core Intent Capture:** This dimension evaluates the ability of the description to capture the core intent of the image. Assess whether the description successfully distills and conveys the image's main message, purpose, or theme, rather than merely listing details.
- Professionalism & Expression:** This dimension evaluates the professionalism and standardization of the language. Assess if the language is fluent, coherent, logically clear, strictly follows natural language paragraph format (Item lists or subheadings before the paragraph are strictly prohibited), and whether word choice and formatting meet professional domain standards.

Scoring Standard:

- 1: Serious issues or completely inconsistent.
- 2: Basically meets requirements but with obvious deficiencies.
- 3: Highly consistent, no obvious flaws in this dimension.

Issue Tagging & Explanation:

- explanation:** Explanations must be concise and to the point. For deductions, directly point out "what is wrong"; for full marks, briefly state "what is good".
- issues:** You must select one or more labels from the following preset list to precisely tag all identified problems: ['Entity Error', 'Attribute Error', 'Quantity Error', 'Position Relation Error', 'Hallucinated Existence', 'OCR Error', 'Reasoning Fallacy', 'Factual Error', 'Structure/Format Violation', 'Core Intent Missing']

Formats and requirements:

Strictly output in the following JSON format:

```
{
  "factual-accuracy":, "completeness":, "reasoning-rigor":, "core-intent-capture":,
  "professionalism-expression":, "overall-score":, "issues":, "explanation":
}
```

Prompt for Video Quality Evaluation

You are a senior multimedia content analyst, specializing in the evaluation of dense, long-form video descriptions. Your task is to provide a rigorous, multi-dimensional quality assessment of a candidate video caption against the source video.

Task Setup:

- Strictly evaluate the caption based on the video's visual and temporal information. Score each dimension from 1 to 3. Your output must be a single, valid JSON object.

Core Evaluation Dimensions:

- Temporal & Factual Accuracy:** This dimension assesses the absolute correctness of facts within their spatial and temporal context. It examines if all described objects, attributes, actions, and on-screen text are accurate at their specified timestamps ([mm:ss]). It also checks for consistency in entity identification across different scenes.
- Event & Detail Coverage:** This dimension assesses the comprehensiveness of the description. It examines if the caption covers all key events, primary character actions, significant scene changes, and critical details like camera movements (pans, zooms, cuts) or interactions with UI elements.
- Temporal & Causal Logic:** This dimension assesses the logical coherence of the narrative. It examines if the sequence of events is described in the correct chronological order and if any stated cause-and-effect relationships are directly supported by the visual evidence in the video.
- Core Narrative & Intent:** This dimension assesses the caption's ability to capture the video's main purpose. It examines if the description successfully synthesizes details to convey the core story, main process, or central theme, rather than just listing disconnected observations.

5. **Coherence & Formatting:** This dimension assesses the quality of the language and structure. It examines the caption's clarity, narrative flow, and strict adherence to required formatting (e.g., correct use of time anchors, no lists/headings).

Scoring Standard:

- 1: Severe issues or completely incorrect.
- 2: Largely correct but with noticeable flaws.
- 3: Highly accurate and well-formed with no significant issues.

Issue Tagging & Explanation:

1. **explanation:** Your explanation must be concise and directly pinpoint the issues. For deductions, state "What is wrong and where (timestamp if possible)". For full marks, briefly state "What is good".
2. **issues:** You must select one or more tags from the predefined list below to categorize all identified problems: ['Entity Error', 'Attribute Error', 'Temporal Error', 'Sequence Error', 'Causality Error', 'Motion/Action Error', 'Coverage Omission', 'Formatting Error', 'Knowledge Error', 'Core Intent Missing']

Formats and requirements:

Provide your evaluation strictly in the following JSON format:

```
{ "temporal_factual_accuracy":, "event_detail_coverage":, "temporal_causal_logic":,
  "core_narrative_intent":, "coherence_formatting":, "overall_score":, "issues":,
  "explanation": }
```

A.6 VISUALIZATION

Comparison between Omnicaptioner and MetaCaptioner-8B.

As illustrated in Fig. 6 and Fig. 7, we compare the performance of MetaCaptioner with the previous state-of-the-art method, OmniCaptioner(Lu et al., 2025), on tasks involving multimodal data and flowchart descriptions. We marked the correctness and consistency of the content in green, and mistakes and hallucinations in red.


Compared to OmniCaptioner, MetaCaptioner demonstrates a superior ability to generate highly specialized visual descriptions for content exhibiting intricate visual structures. Notably, MetaCaptioner achieves significantly better performance in the perception and understanding of abstract and complex images. Furthermore, benefiting from high-quality data annotation, MetaCaptioner exhibits a pronounced advantage in the logical coherence of its descriptions. Specifically, when confronted with complex visual elements and procedural information, MetaCaptioner is able to logically describe and analyze visual components, thereby effectively mitigating the hallucination and over-interpretation phenomena that often occur in visual-language models when processing complex graphics.

Comparison between GPT-4.1 and our CapFlow. As shown in Fig. 8 and Fig. 9, we present the visualization results of GPT-4.1(OpenAI, 2025) and Capflow on the geometry problem and video description. We mark the correctness and consistency of the content in green, and mistakes and hallucinations in red.

Solving complex geometry problems places extremely high demands on a model’s reasoning ability. Our Capflow achieves the same level of perception as GPT-4.1, while offering finer granularity in the perception of structured knowledge, and its responses exhibit a high degree of logical consistency. Although some errors still occur during the inference process, identifying intersection points not marked in the diagram (such as the intersection of line LM and the circle) remains highly challenging-even for GPT-4.1.

In the video description task, Capflow demonstrates a significant reduction in excessive inference and analysis of visual elements compared to GPT-4.1. This improvement can be attributed to Capflow’s decoupling mechanism for visual tasks. Furthermore, we observe that Capflow provides more detailed and comprehensive descriptions of specific timestamps. Unlike GPT-4.1, which often produces formalized expressions, the captions generated by Capflow are semantically richer and more diverse. These findings highlight Capflow’s substantial potential as a powerful data engine.

Infographic Image



Please provide a detailed description for this poster.

OmnıCaptioner

The image is a **black-and-white** illustration depicting a scene from "**The Chronicles of Narnia: The Lion, the Witch and the Wardrobe.**" In the center, there is a large, stylized sword with a cross guard, lying diagonally across the page. Above the sword, a smaller figure resembling a lion's head with wings is visible.

To the left of the sword, two characters are engaged in combat. One character appears to be a young male wearing a **white shirt and dark pants**, while the other character has blonde hair and wears a red top. Both figures have their arms extended towards each other as if they are attempting to catch something mid-air.

On the right side of the image, another character is depicted in motion, seemingly leaping forward with one leg lifted behind them. This character also has blonde hair and is dressed in a blue jacket and jeans.

At the bottom of the image, a small, cartoonish dog-like creature with a round body and no discernible facial features stands on its hind legs next to the larger sword.

The background consists of simple geometric shapes, predominantly triangles, which do not distract from the main action taking place. The overall composition is dynamic, with the diagonal placement of the sword creating a sense of movement throughout the illustration.

Factual Error, lack of logic and professionalism.

MetaCaptioner

The image is a visually engaging and informative infographic titled "The Chronicle of the Ancient Olympic Games in Classical Greece", which chronicles the evolution of the Olympic Games from their inception in 776 BC to their final occurrence in 399 AD. The infographic is structured as a timeline, with key events and innovations marked by years, accompanied by symbolic illustrations and concise descriptions. It employs a minimalist and modern design, using a black and white color scheme with orange accents to highlight years and key elements, ensuring a clean and professional atmosphere. The timeline is organized into two columns, with events listed chronologically from top to bottom, creating clarity and ease of reading. The overall composition, layout, and visual style are designed to effectively convey the historical progression of the Olympic Games, appealing to an audience interested in history, sports, and classical studies.

Infographic begins with the first Olympic Games in 776 BC, where only the stadium or stade race was held. The initial event is represented by a silhouette of a running figure, symbolizing the simplicity of the early games. As the timeline progresses, the introduction of the diaulos (394.5 meters) in 724 BC is depicted with an illustration of a two-stage race, followed by the seven-stage race (1345.9 meters) in 720 BC, illustrated by a running figure on a marked track. The progression of events is further detailed with the introduction of the four-horse chariot racing in 680 BC, represented by a chariot with four horses, and boxing in 688 BC, illustrated by two boxers in a match. The pentathlon, including wrestling, the stadium, long jump, javelin throw, and discus throw, was introduced in 708 BC, depicted by a silhouette of a man performing these activities.

The timeline continues with the introduction of pankration and riding in 648 BC, represented by a combat scene, and running and wrestling for men under 20 in 632 BC, illustrated by two runners on a marked track. Boxing for young men was introduced in 616 BC, depicted by two boxers in a match. The herald and trumpeter contests in 396 BC are represented by two figures holding horns, while two-horse chariot racing was introduced in 408 BC, illustrated by a chariot with two horses. A two-stage race in armor was introduced in 520 BC, depicted by a man in armor running. The four-fol chariot racing was introduced in 384 BC, represented by a chariot with four foals, and two-fol chariot racing was introduced in 264 BC, illustrated by a chariot with two foals. Horseback racing was introduced in 256 BC, depicted by a man riding a horse. The final events include the last Games in antiquity in 389 AD, represented by a chariot race, and Emperor Nero postponing the Games in 65 AD, illustrated by a chariot race. The timeline concludes with Sulla's decree in 80 BC to move the Olympics to Rome, depicted by a man riding a horse.

The visual elements in the infographic are carefully chosen to complement the textual information, enhancing the understanding of the historical events. The use of simple, black silhouettes of athletes and chariots against a white background, with orange lines and flames marking the years, creates a clear and visually appealing contrast. The consistent use of these visual elements, such as the running figure for the stadium race and the chariot for chariot racing, reinforces the connection between the text and the illustrations. The timeline is framed by an orange border, which further emphasizes the chronological structure of the infographic. The bottom of the image includes credits for the editor, designer, art director, director, and template author, adding a professional touch to the overall design.

The timeline effectively illustrates the gradual evolution of the Olympic Games, from a single event in 776 BC, to a complex series of events by the 6th century BC. The introduction of new events, such as the diaulos, the seven-stage race, and the pentathlon, reflects the growing sophistication of the Games. The inclusion of chariot racing and horseback racing in the later years indicates a shift towards more diverse and challenging events. The timeline also highlights the cultural and political factors that influenced the Games, such as Emperor Nero's postponement and Sulla's decree to move the Olympics to Rome. The final event in 389 AD, when the Games were prohibited by Emperor Theodosius I, marks the end of the ancient Olympic tradition. The infographic provides a comprehensive overview of the Ancient Olympic Games, effectively conveying the historical progression of the Games and the cultural and political factors that shaped their development. The combination of visual and textual elements creates a cohesive and informative narrative that is both engaging and educational.

All descriptions are consistent with the images; factual inferences are accurate; the understanding of visual elements is thorough; the captions meet the professional standards of the field.

Figure 6: **Comparison between Omnicaptioner and MetaCaptioner-8B in the Infographic Image.** The correctness is marked in green, and the incorrectness is marked in red.

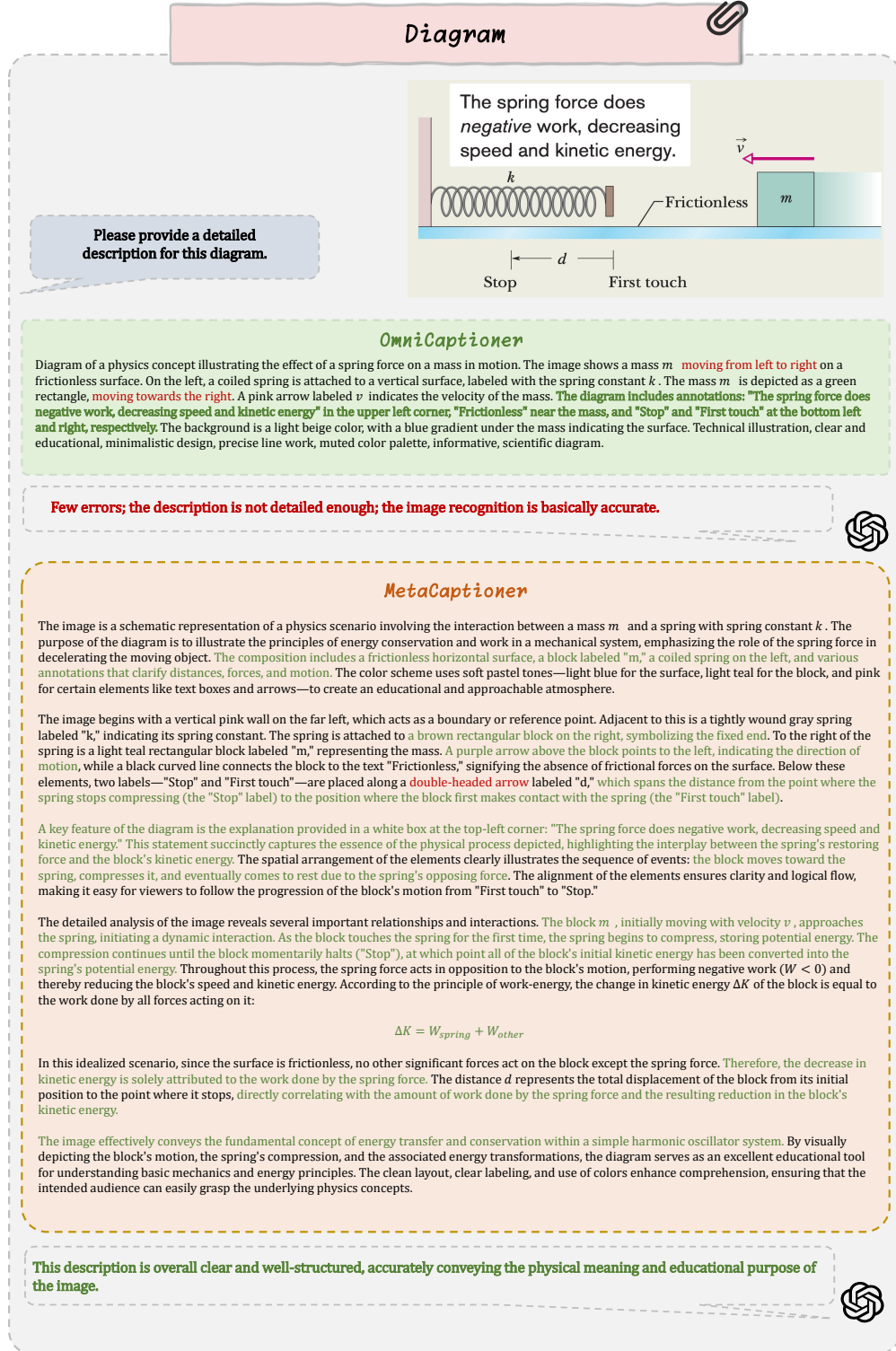


Figure 7: Comparison between Omnicaptioner and MetaCaptioner-8B in the Diagram. The correctness is marked in green, and the incorrectness is marked in red.

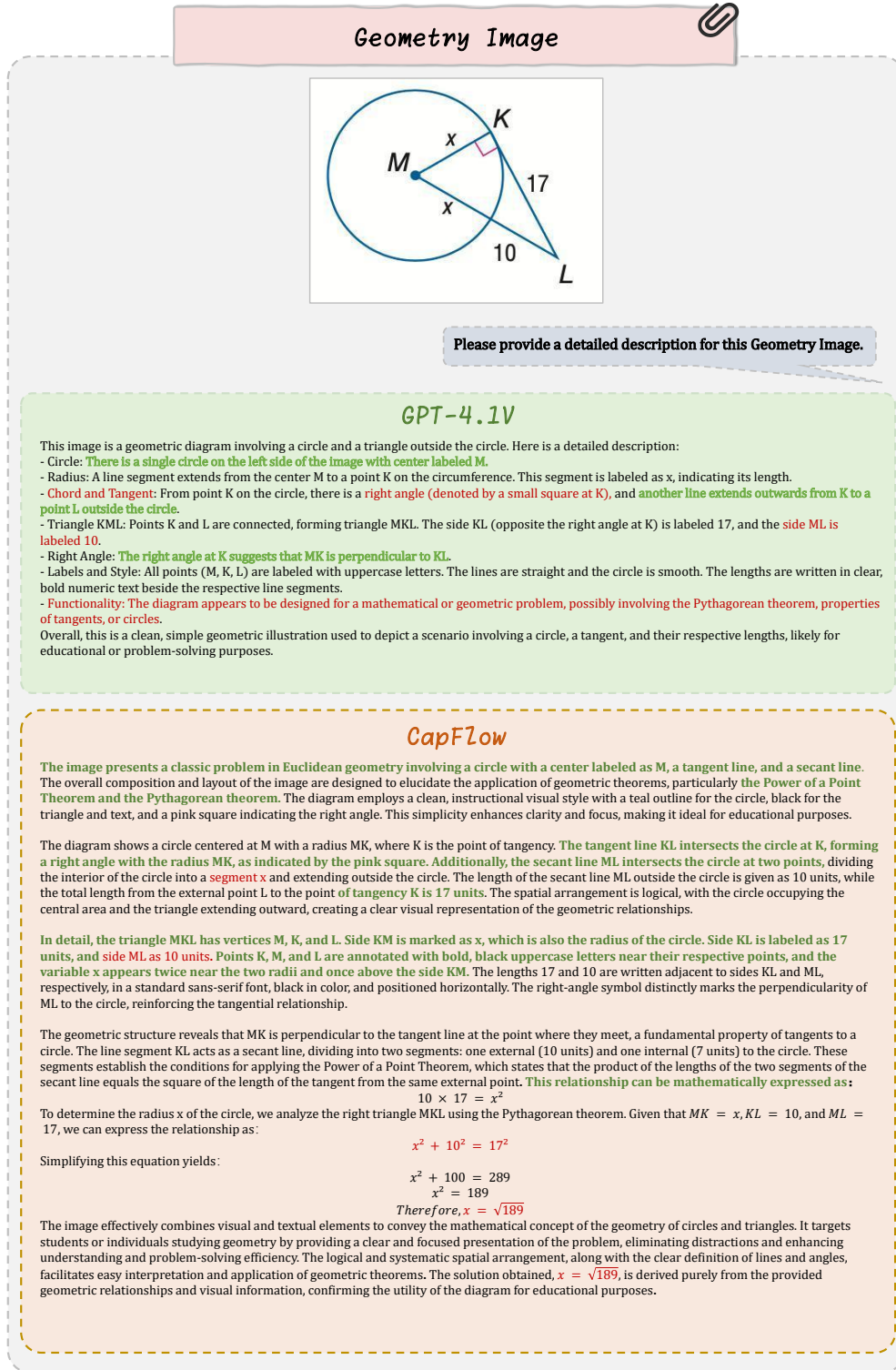


Figure 8: Comparison between powerful GPT-4.1 and our Capflow in describing a geometry image. The correctness is marked in green, and the incorrectness is marked in red.



Figure 9: Comparison between powerful GPT-4.1 and our Capflow in describing a sports video. The correctness is marked in green, and the incorrectness is marked in red.