

AN ADAPTIVE EDGE-GUIDED DUAL-NETWORK FRAMEWORK FOR FAST QR CODE MOTION DEBLURRING

Jianping Li^{*,§}, Dongyang Guo[†], Wenjie Li[‡], Wei Zhao[‡]

^{*} Guangdong Provincial Key Lab of Robotics and Intelligent Systems, Shenzhen Institute of Advanced Technology, Chinese Academy of Sciences, Shenzhen, China

[§] University of Chinese Academy of Sciences, Beijing, China

[†] School of Nano Science and Technology, University of Science and Technology of China, Suzhou, China

[‡] Shenzhen University of Advanced Technology, Shenzhen, China

ABSTRACT

Unlike general image deblurring that prioritizes perceptual quality, QR code deblurring focuses on ensuring successful decoding. QR codes are characterized by highly structured patterns with sharp edges, a robust prior for restoration. Yet existing deep learning methods rarely exploit these priors explicitly. To address this gap, we propose the Edge-Guided Attention Block (EGAB), which embeds explicit edge priors into a Transformer architecture. Based on EGAB, we develop Edge-Guided Restormer (EG-Restormer), an effective network that significantly boosts the decoding rate of severely blurred QR codes. For mildly blurred inputs, we design the Lightweight and Efficient Network (LENet) for fast deblurring. We further integrate these two networks into an Adaptive Dual-network (ADNet), which dynamically selects the suitable network based on input blur severity, making it ideal for resource-constrained mobile devices. Extensive experiments show that our EG-Restormer and ADNet achieve state-of-the-art performance with a competitive speed. Project page: <https://github.com/leejianping/ADNet>

Index Terms— QR code deblurring, edge-guided attention, image prior, adaptive network

1. INTRODUCTION

Image deblurring is a fundamental task in low-level computer vision aimed at recovering high-quality images from blurry inputs. Motion deblurring is an important sub-task that removes blur caused by camera shake or object movement [1, 2]. Even minor motion blur from camera shake can render QR codes unreadable, motivating extensive research into motion deblurring methods for QR codes [3, 4, 5]. Early works include Van et al. [6], who proposed a regularization method using corner features for point spread function (PSF) estimation, and Pan et al. [7], who exploited barcode symbology

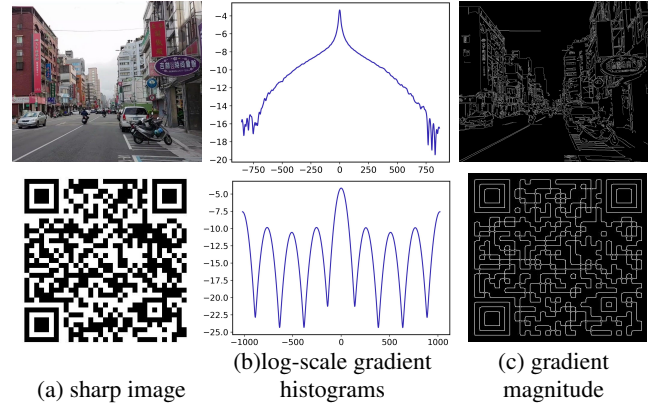


Fig. 1: Comparison of gradient statistics: natural image vs QR code.

properties for kernel estimation via Kullback-Leibler divergence. However, these traditional methods often struggle with complex, non-uniform motion blur in practical scenarios, and typically fail to restore severely blurred QR codes.

To overcome these limitations, deep learning has become the dominant paradigm for image deblurring, capable of learning effective features from large-scale datasets. Representative architectures include U-shaped networks [8, 9], generative adversarial networks [10], self-attention mechanisms [11, 12], and nonlinear activation-free networks [13]. While these methods excel in general image deblurring, their direct application to domain-specific tasks, such as QR code or text deblurring, typically result in suboptimal performance. This is mainly due to the unique structural properties of QR codes, which are two-dimensional barcodes composed of a grid of black and white modules with sharp edges and precise spatial arrangements. This inherent structure leads to a unique statistical property: as shown in Fig. 1(b), the gradient histogram of a QR code image differs significantly from that of a natural image. Moreover, the strong gradients in QR codes exhibit a highly regular spatial distribution (Fig. 1(c)) due to their grid-aligned arrangements.

Consequently, developing domain-specific models for QR

Corresponding author: Wei Zhao.

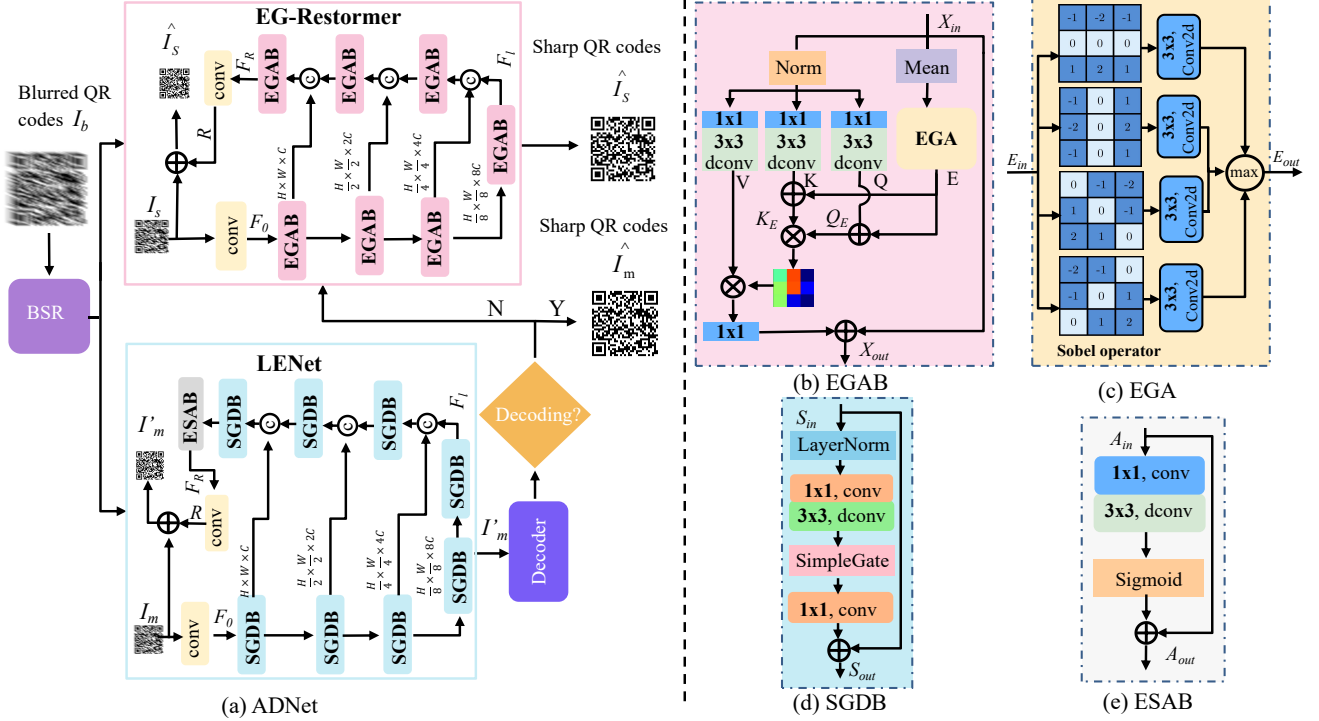


Fig. 2: The overall architecture of the proposed ADNet framework. (a) The ADNet consists of a powerful EG-Restormer and the LENet. (b) The EGAB uses the EGA module to inject an explicit edge feature E into the attention mechanism. (c) The structure of the EGA module. (d) The architecture of the SGDB. (e) The structure of the edge sharpening attention block (ESAB).

code deblurring is essential. Recently, Pu et al. [14] presented a dual CNN framework for reversing degradation in 2D barcodes. Li et al. [15] proposed a deep convolutional network with an adaptive thresholding technique to handle motion blur and uneven illumination. Additionally, Dong et al. [16] and Wang et al. [17] developed GAN-based methods for restoring severely motion-blurred QR codes. Although these works [14, 15, 16, 17] adapt general deblurring models to the QR code domain, they do not explicitly incorporate the domain-specific priors inherent to QR codes.

Despite recent advances in QR code motion deblurring, two critical challenges persist: (1) Existing learning-based methods rely on implicit feature learning and fail to explicitly model the inherent edge priors that are critical for successful QR code decoding; (2) These approaches often overlook inference efficiency, a vital requirement for deployment on resource-constrained mobile devices.

To tackle these issues, we propose EG-Restormer—an efficient Transformer-based model that embeds edge priors explicitly via our Edge-Guided Attention Block (EGAB). We further develop an Adaptive Dual-Network (ADNet) framework that balances performance and efficiency by dynamically routing inputs to either a large network (EG-Restormer) or a lightweight one (LENet) based on the severity of input blur. Extensive evaluations show our method achieves state-of-the-art performance in both restoration quality and decoding rate, while maintaining competitive execution speed.

2. PROPOSED METHOD

2.1. Overall Architecture

As shown in Fig. 2(a), ADNet integrates two pre-trained QR code deblurring models: EG-Restormer and LENet. Both models adopt a U-shaped architecture; however, LENet—built with the Simple Gate Depthwise Convolution Block (SGDB) without transformers—is lighter and faster than EG-Restormer, which uses EGAB. For a given blurred input QR code $I_b \in \mathbb{R}^{H \times W \times 3}$ (height H , width W), a Blur Severity-based Routing (BSR) unit classifies I_b into two categories based on blur severity: severely blurred inputs I_s are directed to EG-Restormer for a sharpened output, and mildly blurred inputs I_m are directed to LENet for fast deblurring. If the output of LENet is successfully decoded, it becomes the final restored QR code \hat{I}_m ; otherwise, I_m is re-routed to EG-Restormer for further refinement.

In the EG-Restormer’s U-shaped design, the input I_s is passed through a convolution layer to extract low-level features F_0 . These features are then processed by a four-layer encoder that progressively downsamples spatial dimensions, while expanding the channels for deep feature extraction. The decoder then iteratively upscales the bottleneck feature F_l to high-resolution features F_r . Finally, the output features are convolved to produce a residual QR code R added to the input for restoration. Both the encoder and decoder include 4 EGABs to guide the restoration of edge information. Simi-

larly, LENet processes mildly blurred QR codes using a four-level SGDB-based encoder-decoder. Its decoder output is fed to an Edge Sharpening Attention Block (ESAB), which includes a 3x3 depthwise convolution for spatial context refinement and edge enhancement (Fig. 2(e)).

2.2. Blur Severity-based Routing Unit

The core component of our ADNet is the BSR unit, as outlined in Algorithm 1. It categorizes input QR codes as mildly or severely blurred using a pre-calibrated threshold τ on Laplacian variance (LV), a sharpness metric where a higher LV indicates less blur. This threshold is derived from LENet’s performance on a test dataset. Specifically, τ is calculated as the midpoint between the minimum LV of the blurriest decodable restored QR codes and the maximum LV of the sharpest non-decodable ones:

$$\tau = \frac{\min(\mathcal{L}_{\text{decodable}}) + \max(\mathcal{L}_{\text{non-decodable}})}{2} \quad (1)$$

where $\mathcal{L}_{\text{decodable}}$ and $\mathcal{L}_{\text{non-decodable}}$ denote the set of LV scores for QR codes that are decodable and non-decodable after LENet restoration, respectively.

Algorithm 1 Blur Severity-based Routing Strategy

```

1: Input:  $I_b$ : A blurred QR code,
2:    $M_E$ : The large network (EG-Restormer).
3:    $M_L$ : The lightweight network (LENet).
4:    $\tau$ : A pre-calibrated blur severity threshold.
5:    $\mathcal{M}(\cdot)$ : A blur metric function (Laplacian Variance).
6: function BLURROUTER( $I_b, M_E, M_L, \tau, \mathcal{M}$ )
7:    $v \leftarrow \mathcal{M}(I_b)$            ▷ Calculate the blur severity score
8:   if  $v > \tau$  then           ▷ Case 1: Mild blur detected
9:      $M_L \leftarrow I_b$            ▷ Route to LENet
10:  else                       ▷ Case 2: Severe blur detected
11:     $M_E \leftarrow I_b$            ▷ Route to EG-Restormer
12:  end if
13: end function

```

2.3. Edge-Guided Attention Block

Edge sharpening is crucial for successful QR code decoding. Conventional learning-based methods often rely on implicit feature extraction, overlooking explicit modeling of edge priors—such as locations and gradients—that are vital for decoding but pose quadratic complexity in attention mechanisms. To address this, we propose the EGAB, as illustrated in Fig. 2(b), which embeds QR code edge priors by modulating the query and key in multi-Dconv head transposed attention (MDTA) [11].

The EGAB generates an edge-map E using the proposed Edge-Guided Attention (EGA) module to capture explicit edge features, while producing query (Q), key (K) and value

(V) matrices from the input features for implicit spatial representation. The query and key are then modulated by the edge map to yield Q_E and K_E , followed by computation of an edge-guided transposed-attention map through dot-product between the reshaped Q_E and K_E . The process is formulated as:

$$\begin{aligned} X_{out} &= \text{Attention}(\hat{Q}_E, \hat{K}_E, \hat{V}) + X_{in}, \\ Q_E &= Q(1 + W_E \times E), \\ K_E &= K(1 + W_E \times E), \\ E &= \text{EGA}(\text{Mean}(X_{in})) \end{aligned} \quad (2)$$

Where X_{in} and X_{out} are input and output features; W_E weights the edge map, and matrices $\hat{Q}_E, \hat{K}_E, \hat{Q}, \hat{K}$, and \hat{V} are derived by reshaping input tensors from their original dimensions $\mathbb{R}^{H \times W \times C}$.

As shown in Fig. 2(c), the EGA is designed to capture multi-directional edge features. The single-channel input feature E_{in} is processed by four parallel Sobel operators to detect edges in four orientations (horizontal, vertical, 45° and 135°). These directional edge features are filtered through fixed-weight convolutions to generate four edge feature maps. A max operation selects the dominant map as the final output.

2.4. Simple Gate Depthwise Convolution Block

Running a high-capacity model on all inputs is inefficient for resource-constrained mobile devices, especially since the error correction built into QR codes tolerates mild blur. Inspired by MobileNetV2 [18] and NAFNet [13], we propose the Simple Gate Depthwise Convolution Block (SGDB) for efficient feature extraction and refinement. As shown in Fig. 2(d), the input feature S_{in} is processed through: layer normalization (LN), 1x1 convolution (Conv) for channel expansion, 3x3 depthwise convolution (Conv2d) for spatial context aggregation, SimpleGate (SG) [13], and another 1x1 convolution for channel contraction, with a weighted residual connection producing refined output S_{out} .


3. EXPERIMENTS

3.1. Datasets and Metrics

We created a synthetic QR code Dataset (QRData), containing 1,822 images blurred with non-uniform motion kernels for training and evaluation. Our models are trained using a two-stage transfer learning strategy: pre-training on the Go-Pro [19] dataset (2,103 training images, 1,111 test images), followed by fine-tuning on QRData (1,521 training images, 301 testing images). For performance assessment, we construct a test set of 150 motion blurred QR codes, including 100 synthetic and 50 real-world captures under realistic conditions. Evaluation metrics include Peak Signal-to-Noise Ratio (PSNR), Structural SIMilarity (SSIM), and the Decoding

Table 1: Comparison of different deblurring methods and training strategies on the QR code test set.

Methods	GoPro			GoPro + QRData			Params.(M)	Flops(G)	Avg.time(s)
	DR(%)	PSNR	SSIM	DR(%)	PSNR	SSIM			
LENet (Ours)	32.67	9.78	0.421	49.33	11.37	0.572	0.28	3.87	0.23
NAFNet-32 [13]	40.67	10.20	0.449	81.33	15.56	0.695	17.11	64.44	0.794
Restormer [11]	50.00	10.60	0.496	88.67	18.15	0.766	26.13	564.96	0.838
EG-Restormer (Ours)	58.67	10.99	0.582	90.00	14.88	0.666	26.13	565.14	0.910

**Fig. 3:** Qualitative comparison of QR code deblurring on the test set.

Rate (DR), defined as the percentage of successfully decoded QR codes. Model complexity is evaluated via parameter count and FLOPs (for a 512×512 image), while efficiency is measured by Average inference time (Avg.time) per image in seconds.

3.2. Implementation Details

EG-Restormer is configured with [4, 6, 6, 8] Transformer blocks and [1, 2, 4, 8] attention heads across four levels, using 48 base channels [11]. All models are trained using the AdamW optimizer ($\beta_1=0.9$, $\beta_2=0.999$, weight decay = 0.0001). The initial learning rate is $3e^{-4}$ and reduced to $1e^{-6}$ via cosine annealing. EG-Restormer employs progressive training for 400K iterations with (patch size, batch size) pairs: $[(128^2, 64), (160^2, 40), (192^2, 32), (256^2, 16), (320^2, 8), (384^2, 8)]$. LENet is trained for 1,000K iterations with a fixed 256×256 patch size and batch size of 8. For data augmentation, we use flipping, rotation, and shuffling. For ADNet, the Zbar library was used for all decoding attempts.

3.3. Results and Discussion

We compare EG-Restormer against state-of-the-art image deblurring methods, NAFNet-32 [13] and Restormer [11]. Quantitative results for two training strategies are presented in Table 1. When pre-training only on the GoPro, EG-Restormer outperformed Restormer by 0.39 dB in PSNR and 8.67% in DR. After fine-tuning on QRData, our model maintains its superiority, achieving a 1.33% higher DR than the baseline. These results demonstrate that our EG-Restormer achieves state-of-the-art performance. Although Restormer achieves higher PSNR/SSIM after fine-tuning, our EG-Restormer’s superior DR emphasizes that explicit edge guidance is more critical for decodability than pixel-wise accuracy. Further-

Table 2: Ablation studies for blur severity-based routing unit.

Methods	Avg.time(s)	DR(%)
Restormer (baseline)	0.838	88.67
EG-Restormer	0.910	90
LENet	0.28	49.33
ADNet (random)	0.457	72
ADNet (ours)	0.737	90

more, Fig. 3 shows that the proposed EG-Restormer is able to restore severely motion blurred QR codes, outperforming two other methods in visual quality, validating the effectiveness of incorporating explicit edge priors.

Ablation Study As shown in Table 2, we conducted an ablation experiment on our blur severity-based routing strategy by comparing it with three baseline methods: exclusive use of EG-Restormer, exclusive use of LENet, and random selection (ADNet-Random). The results clearly demonstrate the benefits of our approach. ADNet matches the 90% decoding rate (DR) of the powerful EG-Restormer while reducing the Avg.time by 19% (from 0.910s to 0.737s). Compared to random routing, ADNet boosts the DR by 18%. This outcome validates that our blur severity-based routing strategy effectively balances performance and efficiency by intelligently assigning tasks to the appropriate network.

4. CONCLUSION

In this paper, we proposed a novel approach for domain-specific deblurring by directly integrating edge priors into a Transformer-based network. Our proposed Edge-Guided Attention Block (EGAB) enables the network to focus on restoring the sharp edges crucial for QR code recognition. Furthermore, our adaptive dual-network (ADNet) framework intelligently combines a lightweight network with a powerful network, significantly improving inference efficiency without sacrificing performance. Comprehensive experiments demonstrate that our method achieves state-of-the-art performance in QR code restoration, characterized by superior decoding rates, competitive image quality metrics, and higher inference speed. This work provides a promising direction for adapting general vision models to specialized tasks with strong structural priors, potentially benefiting other areas like text image deblurring or face image deblurring.

5. REFERENCES

- [1] Kaihao Zhang, Wenqi Ren, Wenhan Luo, Wei-Sheng Lai, Bjorn Stenger, Ming-Hsuan Yang, and Hongdong Li, “Deep image deblurring: A survey,” *arXiv preprint arXiv:2201.10700*, 2022.
- [2] Sunghyun Cho and Seungyong Lee, “Fast motion deblurring,” in *ACM SIGGRAPH Asia 2009 papers*, pp. 1–8, 2009.
- [3] Gábor Sörös, Stephan Semmler, Luc Humair, and Otmar Hilliges, “Fast blur removal for wearable qr code scanners,” in *Proceedings of the ACM international symposium on wearable computers*, 2015, pp. 117–124.
- [4] Xiao-Guang Lv, Jun Liu, Fang Li, and Xuan-Liang Yao, “Blind motion deconvolution for binary images,” *Journal of computational and applied mathematics*, vol. 393, pp. 113500, 2021.
- [5] Nur Alam, ASM Sharifuzzaman Sagar, Wenqi Zhang, Taicheng Jin, Arailym Dosset, L Minh Dang, and Hyeonjoon Moon, “A comprehensive study on enhanced qr extraction techniques with deep learning-based verification,” *Applied intelligence*, vol. 55, no. 7, pp. 676, 2025.
- [6] Yves Van Gennip, Prashant Athavale, Jérôme Gilles, and Rustum Choksi, “A regularization approach to blind deblurring and denoising of qr barcodes,” *IEEE transactions on image processing*, vol. 24, no. 9, pp. 2864–2873, 2015.
- [7] Gabriel Rioux, Christopher Scarvelis, Rustum Choksi, Tim Hoheisel, and Pierre Marechal, “Blind deblurring of barcodes via kullback-leibler divergence,” *IEEE transactions on pattern analysis and machine intelligence*, vol. 43, no. 1, pp. 77–88, 2019.
- [8] Z Wang, X Cun, J Bao, W Zhou, J Liu, and H Uformer Li, “A general u-shaped transformer for image restoration,” in *IEEE/CVF Conference on computer vision and pattern recognition*, 2022, pp. 17662–72.
- [9] Yuning Cui, Yi Tao, Zhenshan Bing, Wenqi Ren, Xinwei Gao, Xiaochun Cao, Kai Huang, and Alois Knoll, “Selective frequency network for image restoration,” in *Proceedings of the international conference on learning representations*, 2023.
- [10] Orest Kupyn, Volodymyr Budzan, Mykola Mykhailych, Dmytro Mishkin, and Jiří Matas, “Deblurgan: Blind motion deblurring using conditional adversarial networks,” in *Proceedings of the IEEE conference on computer vision and pattern recognition*, 2018, pp. 8183–8192.
- [11] Syed Waqas Zamir, Aditya Arora, Salman Khan, Munawar Hayat, Fahad Shahbaz Khan, and Ming-Hsuan Yang, “Restormer: Efficient transformer for high-resolution image restoration,” in *Proceedings of the IEEE/CVF conference on computer vision and pattern recognition*, 2022, pp. 5728–5739.
- [12] Alexey Dosovitskiy, Lucas Beyer, Alexander Kolesnikov, Dirk Weissenborn, Xiaohua Zhai, Thomas Unterthiner, Mostafa Dehghani, Matthias Minderer, Georg Heigold, Sylvain Gelly, et al., “An image is worth 16x16 words: Transformers for image recognition at scale,” *arXiv preprint arXiv:2010.11929*, 2020.
- [13] Liangyu Chen, Xiaojie Chu, Xiangyu Zhang, and Jian Sun, “Simple baselines for image restoration,” in *European conference on computer vision*. Springer, 2022, pp. 17–33.
- [14] Haitao Pu, Mingqu Fan, Jinliang Yang, and Jian Lian, “Quick response barcode deblurring via doubly convolutional neural network,” *Multimedia tools and applications*, vol. 78, no. 1, pp. 897–912, 2019.
- [15] Junnian Li, Dong Zhang, MengChu Zhou, and Zhengcai Cao, “A motion blur qr code identification algorithm based on feature extracting and improved adaptive thresholding,” *Neurocomputing*, vol. 493, pp. 351–361, 2022.
- [16] Hao Dong, Haibin Liu, Mingfei Li, Fujie Ren, and Feng Xie, “An algorithm for the recognition of motion-blurred qr codes based on generative adversarial networks and attention mechanisms,” *International journal of computational intelligence systems*, vol. 17, no. 1, pp. 83, 2024.
- [17] Benzhi Wang, Jingben Xu, Junke Zhang, Guancheng Li, and Xin Wang, “Motion deblur of qr code based on generative adversative network,” in *Proceedings of the 2nd International conference on algorithms, computing and artificial intelligence*, 2019, pp. 166–170.
- [18] Mark Sandler, Andrew Howard, Menglong Zhu, Andrey Zhmoginov, and Liang-Chieh Chen, “Mobilenetv2: Inverted residuals and linear bottlenecks,” in *Proceedings of the IEEE conference on computer vision and pattern recognition*, 2018, pp. 4510–4520.
- [19] Seungjun Nah, Tae Hyun Kim, and Kyoung Mu Lee, “Deep multi-scale convolutional neural network for dynamic scene deblurring,” in *Proceedings of the IEEE conference on computer vision and pattern recognition*, 2017, pp. 3883–3891.