

YOUR VAR MODEL IS SECRETLY AN EFFICIENT AND EXPLAINABLE GENERATIVE CLASSIFIER

Yi-Chung Chen, David I. Inouye, Jing Gao

Elmore Family School of Electrical and Computer Engineering

Purdue University

{chen5262, dinouye, jinggao}@purdue.edu

ABSTRACT

Generative classifiers, which leverage conditional generative models for classification, have recently demonstrated desirable properties such as robustness to distribution shifts. However, recent progress in this area has been largely driven by diffusion-based models, whose substantial computational cost severely limits scalability. This exclusive focus on diffusion-based methods has also constrained our understanding of generative classifiers. In this work, we propose a novel generative classifier built on recent advances in visual autoregressive (VAR) modeling, which offers a new perspective for studying generative classifiers. To further enhance its performance, we introduce the Adaptive VAR Classifier⁺ (A-VARC⁺), which achieves a superior trade-off between accuracy and inference speed, thereby significantly improving practical applicability. Moreover, we show that the VAR-based method exhibits fundamentally different properties from diffusion-based methods. In particular, due to its tractable likelihood, the VAR-based classifier enables visual explainability via token-wise mutual information and demonstrates inherent resistance to catastrophic forgetting in class-incremental learning tasks.

1 INTRODUCTION

Generative models are trained to directly capture the underlying data distribution of a given dataset, which enables a wide range of applications such as image generation (Han et al., 2025), image editing (Mu et al., 2025), and data augmentation (Trabucco et al., 2023). Given this expressive capability, a natural question arises: **Can we leverage these powerful generative models for classification?** This question has motivated a line of research on the “Generative Classifier.” In this paradigm, class-conditional generative models are employed to estimate the likelihood $p(x|y)$, where y denotes the class label and x the input data. The posterior distribution $p(y|x)$ can then be derived via Bayes’ theorem, given the prior $p(y)$. This stands in contrast to conventional discriminative classifiers, which directly model the conditional probability $p(y|x)$. Although generative classifiers are less commonly adopted due to the inherent difficulty of accurately modeling $p(x|y)$ —a substantially harder task than modeling $p(y|x)$ —prior work has shown that they exhibit several advantageous properties distinct from discriminative classifiers.

Early work on generative classifiers (Schott et al., 2019) employed VAE (Kingma & Welling, 2013) to model the likelihood $p(x|y)$ and demonstrated that such classifiers exhibit greater robustness against adversarial attacks compared to discriminative models on the MNIST dataset (Deng, 2012), a finding further supported by Li et al. (2019). In addition, Van De Ven et al. (2021) showed that such generative classifiers achieve superior performance in class-incremental learning. Building on these successes, subsequent studies explored normalizing flows (Ardizzone et al., 2020; Mackowiak et al., 2021) and score-based models (Zimmermann et al., 2021) for estimating class-conditional likelihoods, achieving classification performance comparable to discriminative counterparts. More recent work adapted pre-trained text-to-image diffusion models as zero-shot generative classifiers by approximating likelihood through the evidence lower bound (ELBO), revealing desirable properties such as out-of-distribution robustness (Li et al., 2023), attribute binding (Clark & Jaini, 2023), shape bias, and human-like error consistency (Jaini et al., 2023). Further studies have shown that diffusion-based generative classifiers can achieve certifiable robustness (Chen et al., 2024a) and are robust to subpopulation shifts (Li et al., 2024), underscoring their promising advantages.

Despite these advances, research on generative classifiers for image classification remains relatively underexplored. The recent emphasis on diffusion-based generative classifiers introduces two limitations. The first and most critical challenge is scalability. By design, generative classifiers suffer from efficiency issues, as their computational complexity grows linearly with the number of classes, which severely limits applicability to large-scale datasets such as ImageNet with 1,000 classes. This issue is further exacerbated by the lack of tractable likelihoods in diffusion models. Specifically, the diffusion-based method adopts ELBO as an approximation of likelihood (Li et al., 2023), which involves multiple forward passes. To obtain reliable approximations for classification, diffusion-based methods typically require dozens to hundreds of function evaluations, creating a significant barrier to practical deployment. The second limitation is the narrow perspective that arises from the recent exclusive focus on diffusion-based approaches. It is unclear whether the desirable properties reported in diffusion-based studies are shared across different generative classifiers.

Recent advances in visual autoregressive (VAR) modeling (Tian et al., 2024) present a promising and efficient backbone for generative classifiers. However, a naive implementation of a VAR classifier (VARC) yields suboptimal performance. To address this, we propose the Adaptive VAR Classifier (A-VARC), a framework designed to achieve a superior trade-off between accuracy and inference speed. A-VARC integrates two novel techniques: likelihood smoothing to enhance accuracy through more robust estimation, and partial-scale candidate pruning to accelerate inference by leveraging the model’s multi-scale architecture. These techniques create a highly flexible framework that significantly outperforms the naive VARC baseline. Furthermore, we introduce A-VARC⁺, an enhanced version finetuned using a recently proposed Condition Contrastive Alignment finetuning technique (CCA) (Chen et al., 2024b). With these improvements, A-VARC⁺ achieves performance on par with diffusion-based models (with less than a 1% accuracy drop) on the ImageNet-100 dataset, while delivering a $160\times$ speed-up. This substantially alleviates the computational burden of generative classifiers, thereby enhancing their practical applicability.

In addition to improving applicability, this work provides a new perspective on generative classifiers. While we do not observe the robustness property reported in diffusion-based studies, our analysis reveals other distinctive properties that emerge from the tractable likelihood of VAR. In particular, we show that the VAR-based approach enables visual explanations through token-wise mutual information, which captures the association between individual tokens and a target label. Moreover, unlike discriminative classifiers that typically suffer from catastrophic forgetting in class-incremental learning tasks, the VAR-based method—trained to model class-conditional likelihoods independently—exhibits inherent robustness to this issue. Collectively, these findings point to a new direction for research on generative classifiers.

The main contributions of our paper are summarized as follows:

- We introduce A-VARC⁺, an enhanced VAR-based classifier, which achieves a $160\times$ speed-up compared to diffusion-based methods with a negligible performance drop on the ImageNet-100 dataset, showing strong applicability of the VAR-based generative classifier.
- We conduct a comprehensive analysis of generative classifiers across different model families and diverse datasets under a well-controlled setting, offering a clearer understanding of both their strengths and limitations.
- We demonstrate that the proposed VAR-based method provides visual explainability and exhibits inherent resistance to catastrophic forgetting in class-incremental learning tasks, thereby opening a new research direction for generative classifiers.

2 RELATED WORK

2.1 GENERATIVE CLASSIFIER

The discussion of generative classifiers can be traced back to Ng & Jordan (2001), who studied Naive Bayes and showed its superior data efficiency compared to its discriminative counterpart. Subsequent research has explored generative classifiers built upon different backbone architectures. Early works (Schott et al., 2019; Li et al., 2019; Ghosh et al., 2019) employed VAEs to model the likelihood and demonstrated strong adversarial robustness. Van De Ven et al. (2021) further showed that such classifiers achieve superior performance in class-incremental learning. Follow-up

studies investigated normalizing flows. Fetaya et al. (2020) highlighted a key limitation of conditional likelihood-based generative classifiers, noting that class-conditional information may be underutilized when trained with a maximum-likelihood objective. Ardizzone et al. (2020) showed that this issue can be alleviated by introducing a reweighted discriminative term, and Mackowiak et al. (2021) demonstrated that such a design enables additional features such as explainability and out-of-distribution detection.

More recently, the rapid progress of diffusion models has motivated their adoption for generative classification. Zimmermann et al. (2021) derived class-conditional likelihoods via reverse SDE, showing improved performance on CIFAR-10 (Krizhevsky et al., 2009). Alternatively, Li et al. (2023) employed the ELBO as a proxy for likelihood estimation, demonstrating robustness to distribution shifts. Follow-up works (Clark & Jaini, 2023; Jaini et al., 2023) further highlighted intriguing properties such as human-like shape bias and error consistency with human judgments. Recent studies extended these findings by showing that ELBO-based diffusion classifiers can achieve substantial improvements in certified robustness (Chen et al., 2024a) and mitigate shortcut learning caused by spurious correlations (Li et al., 2024). While some studies have explored autoregressive generative classifiers in NLP tasks (Li et al., 2024; Kasa et al., 2025), the recent investigation of autoregressive-based generative classifiers for image classification remains limited, with Jaini et al. (2023) providing only preliminary results. In this work, we study VAR-based generative classifiers, which provide a new perspective on the development of generative classifiers.

2.2 IMAGE AUTOREGRESSIVE MODEL

For image generation, autoregressive models transform the intractable problem of modeling all pixel dependencies simultaneously into a tractable sequence of prediction tasks. Larochelle & Murray (2011) demonstrated the feasibility of building neural autoregressive models for image generation. Follow-up works (Van Den Oord et al., 2016; Van den Oord et al., 2016; Salimans et al., 2017) introduced architectural improvements and performed next-pixel prediction in a raster-scan manner. The development of VQ-VAE (Van Den Oord et al., 2017) further enabled encoding images into shorter sequences of discrete tokens, greatly improving scalability. Subsequent works (Razavi et al., 2019; Ramesh et al., 2021; Esser et al., 2021; Sun et al., 2024) demonstrated the outstanding generative capability of such models. Moving beyond conventional next-token prediction, Tian et al. (2024) proposed visual autoregressive (VAR) modeling with next-scale prediction, which generates images in a multi-scale, coarse-to-fine order and achieves performance superior to earlier approaches. Building upon this advance, we show that, with its tractable likelihood and next-scale prediction, the VAR model can also serve as an efficient and explainable generative classifier.

3 PRELIMINARY

3.1 GENERATIVE CLASSIFIER

Given an image-label pair (x, y) , the goal of a classifier is to model the conditional probability $p(y|x)$ for classification. Unlike discriminative classifiers, which directly learn this distribution, generative models are trained to estimate the class-conditional likelihood $p(x|y)$. Using Bayes' theorem, the parameterized posterior $p_\theta(y|x)$ can then be expressed as:

$$p_\theta(y_i | x) = \frac{p_\theta(x | y_i)p(y_i)}{\sum_j p_\theta(x | y_j)p(y_j)} \quad (1)$$

where $p(y_i)$ denotes the class prior. A common assumption is that the prior is uniform across all classes, in which case the prediction of a generative classifier is obtained by:

$$\arg \max_{y_i} p_\theta(x | y_i) \quad (2)$$

Note that performing classification using Eq. 2 requires the conditional likelihood $p_\theta(x|y_i)$ for every possible class y_i , and thus the computational complexity scales linearly with the number of classes.

3.2 DIFFUSION CLASSIFIER

For diffusion models, the class-conditional likelihood $p(x|y)$ is intractable. To address this, the diffusion classifier Li et al. (2023) employs the evidence lower bound (ELBO) as a surrogate objective.

The classification decision can then be obtained as:

$$\arg \min_{y_i} \mathbb{E}_{t, \epsilon} [\|\epsilon_\theta(x_t, y_i) - \epsilon\|^2], \quad \epsilon \sim \mathcal{N}(0, I) \quad (3)$$

where ϵ_θ is the noise prediction model and t is the timestep used for determining the noise level. The intuition is that with the correct class condition, the noise prediction error will be smaller. However, obtaining a reliable estimate typically requires dozens to hundreds of Monte Carlo samples, resulting in substantial computational overhead.

3.3 IMAGE AUTOREGRESSIVE MODEL

Autoregressive models provide a principled way to represent the complex distribution of high-dimensional data by factorizing it into a product of one-dimensional conditional distributions. To model the likelihood $p(x|y)$, an image x is first tokenized into a sequence of tokens (x_1, x_2, \dots, x_L) . The class-conditional likelihood can then be expressed as:

$$p(x | y) = p(x_1, x_2, \dots, x_L | y) = \prod_l^L p(x_l | x_1, x_2, \dots, x_{l-1}, y). \quad (4)$$

A common tokenization strategy is to use a quantized autoencoder, such as VQ-VAE (Van Den Oord et al., 2017), which converts an image feature map $f \in \mathbb{R}^{h \times w \times C}$ into discrete tokens $q \in [V]^{h \times w}$, typically ordered in raster-scan fashion. However, Tian et al. (2024) identifies limitations of raster-scan ordering, including loss of structural information and inefficiency, and instead proposes next-scale prediction. In this approach, a feature map $f \in \mathbb{R}^{h \times w \times C}$ is quantized into K multi-scale token maps (r_1, r_2, \dots, r_K) , each with progressively higher resolution $h_k \times w_k$, culminating in r_K , which matches the original resolution $h \times w$. Specifically, for a given image $x \in \mathbb{R}^{C \times H \times W}$, the tokenization process is defined as:

$$f = \mathcal{E}(x), \quad (r_1, r_2, \dots, r_K) = \mathcal{Q}(f), \quad (5)$$

where $\mathcal{E}(\cdot)$ denotes the encoder and $\mathcal{Q}(\cdot)$ the quantizer. The multi-scale token maps can be projected back to pixel space as a reconstructed image \hat{x} through a codebook Z and a decoder $\mathcal{D}(\cdot)$ as follows:

$$\hat{f} = \text{lookup}(Z, (r_1, r_2, \dots, r_K)), \quad \hat{x} = \mathcal{D}(\hat{f}). \quad (6)$$

where $\text{lookup}(Z, \cdot)$ means taking the corresponding vector in codebook Z . For high-capacity VQ-VAE models, the difference between x and \hat{x} is generally negligible. Therefore, the VAR model is trained on the discrete token set, which is formulated as:

$$p_\theta(x | y) = p_\theta(r_1, r_2, \dots, r_K | y) = \prod_k^K p_\theta(r_k | r_1, r_2, \dots, r_{k-1}, y), \quad (7)$$

where each $r_k \in [V]^{h_k \times w_k}$ is the token map at scale k , containing $h_k \times w_k$ tokens.

4 ADAPTIVE VAR CLASSIFIER

With the tractable likelihood defined in Eq.7, a VAR model can be directly converted into a VAR classifier (VARC) using Eq.1. Since the token maps (r_1, r_2, \dots, r_K) are readily available after tokenizing a test image with VQ-VAE, the likelihood can be estimated with a single forward pass, making VARC a more efficient classifier compared to diffusion-based methods. However, this naive adaptation yields suboptimal performance. To address this, we first introduce the Adaptive VAR Classifier (A-VARC), which integrates two key techniques: likelihood smoothing and partial-scale candidate pruning. By design, A-VARC adaptively balances accuracy and efficiency, offering significant improvements over the naive VARC baseline. We then present A-VARC⁺, an enhanced variant that applies CCA finetuning to achieve further performance gains.

4.1 LIKELIHOOD SMOOTHING

While Eq.7 provides a formulation for likelihood estimation, we observe that it lacks smoothness and may lead to suboptimal performance. To illustrate this issue, we add a small perturbation to the feature map f , producing a noised feature map f^{noise} and reconstructing a corresponding image \hat{x}^{noise} as follows:

$$f^{\text{noise}} = f + \epsilon, \quad \hat{x}^{\text{noise}} = \mathcal{D}(\text{lookup}(Z, \mathcal{Q}(f^{\text{noise}}))), \quad (8)$$

where $\epsilon \sim \mathcal{N}(0, \sigma^2)$ is sampled from a Gaussian distribution with small variance σ^2 . Although \hat{x} and \hat{x}^{noise} are visually almost indistinguishable (see Fig.1), their token maps $\mathcal{Q}(f)$ and $\mathcal{Q}(f^{noise})$ differ drastically, with 69% of tokens changed. This discrepancy in token maps also causes observable variations in the estimated likelihood. However, since \hat{x} and \hat{x}^{noise} are perceptually similar, the corresponding likelihoods should ideally differ only slightly in order to yield stable classification.

To address this problem, we propose a smoothed class-conditional likelihood defined as:

$$\tilde{p}_{\theta,S}(x | y) = \sum_i^S p_{\theta}(\mathcal{Q}(f + \epsilon_i) | y), \epsilon_i \sim \mathcal{N}(0, \sigma^2) \quad (9)$$

where S is the number of samples used for smoothing. Our empirical results demonstrate that likelihood smoothing effectively improves classification accuracy. Although this approach introduces additional computational cost, we find that using only a small value of S already yields noticeable gains, and the overhead can be further mitigated through the candidate pruning strategy.

4.2 PARTIAL-SCALE CANDIDATE PRUNING

While the tractable likelihood of the VAR model alleviates the computational cost of likelihood estimation, the most critical efficiency challenge of generative classifiers still remains. Specifically, as shown in Eq. 2, the computation cost scales linearly with the number of classes, since classification requires evaluating the class-conditional likelihood for all possible classes. This limitation greatly restricts the applicability to datasets with large numbers of classes. To address this, prior works adopt a two-stage procedure: first, apply a quick but coarse likelihood estimation method to filter out unlikely candidates, and then use a more accurate but computationally expensive estimation on the remaining classes. For instance, Li et al. (2023) employs such a strategy by using 25 samples to approximate the ELBO in Eq. 3 for all classes, followed by 250 samples for the top-5 candidates identified in the first stage to refine the predictions.

Inspired by this idea, A-VARC adopts a similar but more aggressive candidate pruning strategy. Unlike conventional autoregressive image generation models, the VAR model employs next-scale prediction, which generates images in a coarse-to-fine multi-scale order. This design encodes global structural information at each scale with varying resolutions. Because each scale contains global information, we find that the partial information in the first few scales is often sufficient to discriminate between classes with large visual differences (e.g., distinguishing a tench from a hen). This observation motivates a more efficient pruning strategy. Specifically, we introduce partial-scale likelihood approximation, defined as:

$$\hat{p}_{\theta,K'}(x | y) = p_{\theta}(r_1, r_2, \dots, r_{K'} | y) = \prod_k^{K'} p_{\theta}(r_k | r_1, r_2, \dots, r_{k-1}, y) \quad (10)$$

where $K' < K$ denotes the number of scales used. Fig. 2 shows the top-10 accuracy and inference time on ImageNet-100 across different values of K' . The results indicate that the approximated




Figure 1: Visual comparison of images with and without noise. Although the perturbation is not visually apparent, it alters 69% of the tokens, resulting in divergence of the estimated likelihood.

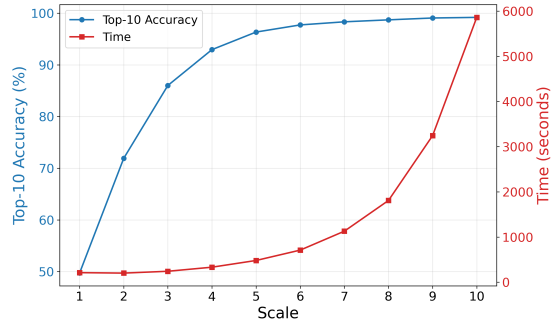


Figure 2: Relationship between top-10 accuracy and runtime as a function of the number of scales used in partial scale likelihood approximation.

likelihood $\hat{p}_{\theta, K'}(x|y)$ with small K' achieves comparable top-10 accuracy to the full-scale likelihood, while substantially improving efficiency, making it well suited for candidate pruning. The efficiency gain stems from the reduction in token length: the full multi-scale token maps contain 680 tokens, whereas the first five scales include only 55 tokens—about 8% of the total—due to the smaller h_k and w_k at lower resolutions. This partial-scale pruning strategy significantly reduces the computational burden of A-VARC, allowing resources to be focused on the most likely candidates.

4.3 CLASS INFORMATION ENHANCEMENT VIA CCA

One possible factor contributing to the suboptimal performance of VAR-based classifiers is that class-conditional information may be underutilized when training with a maximum-likelihood objective, as discussed in (Fetaya et al., 2020). Prior work has attempted to address this limitation by incorporating an additional discriminative term into the training objective to strengthen class information (Fetaya et al., 2020; Ardizzone et al., 2020; Mackowiak et al., 2021). While this approach does enhance class-conditional information and improve classification accuracy, the improvement comes at the expense of generation ability. A similar phenomenon is observed in image generation tasks, where conditional image generation results may not strictly align with the given condition when sampling directly from the conditional distribution. A common remedy in image generation is classifier-free guidance (Ho & Salimans, 2022), which enhances conditional information by extrapolating between conditional and unconditional distributions. However, we find that this technique is ineffective for generative classifiers and, in fact, degrades performance through our empirical results and also reported by previous work Li et al. (2023). We hypothesize that this is because classifier-free guidance sharpens the density of a subset of the distribution to produce visually appealing images, but weakens the model’s general likelihood estimation ability, as also argued by (Karras et al., 2024).

In this work, we want to find a general solution that enhances the class conditional information and benefits both the generation and classification tasks. Fortunately, we found that the recent advance in VAR finetuning provides an ideal solution. Chen et al. (2024b) introduced a novel finetuning objective called Condition Contrastive Alignment (CCA), which was originally proposed to enhance the class-conditional information through a finetuning technique to eliminate the necessity of classifier-free guidance. Specifically, given a pretrained conditional generative model p_ϕ , the CCA objective encourages the target model p_θ to strengthen class-conditional information as follows:

$$\mathcal{L}_\theta^{CCA}(x, y, y^{neg}) = -\log \sigma_{sig}[\beta \log \frac{p_\theta(x | y)}{p_\phi(x | y)}] - \lambda \log \sigma_{sig}[-\beta \log \frac{p_\theta(x | y^{neg})}{p_\phi(x | y^{neg})}] \quad (11)$$

where $\sigma_{sig}(\cdot)$ denotes the sigmoid function, and β and λ are hyperparameters. The pretrained model p_ϕ remains fixed during finetuning. Intuitively, the first term encourages the model to increase the likelihood under the ground-truth label y , while the second term penalizes high likelihood under an incorrect label y^{neg} . This objective effectively reinforces class-conditional information in conditional generative models. Our empirical results demonstrate that applying CCA to A-VARC further improves classification performance by guiding the model to focus on more object-relevant regions, as illustrated in Fig. 5 in the Appendix. We denote this enhanced version as A-VARC⁺.

5 COMPARATIVE ANALYSIS

In this section, we conduct detailed experiments to evaluate the performance of the proposed A-VARC⁺ and verify if the robustness property is transferable to our VAR-based method.

Datasets and Evaluation Metric. We evaluate the proposed A-VARC⁺ across a diverse set of datasets to assess its performance from multiple perspectives. For general classification ability, we report results on ImageNet-100, a randomly sampled subset of ImageNet (Deng et al., 2009), provided by (Tian et al., 2020) with 50 samples per class. This smaller subset enables us to conduct methods that have a higher computational cost for a fair comparison. To evaluate robustness, we conduct experiments on five distribution-shift datasets: ImageNetV2 (Shankar et al., 2020), ImageNet-R (Hendrycks et al., 2021a), ImageNet-Sketch (Wang et al., 2019), ObjectNet (Barbu et al., 2019), and ImageNet-A (Hendrycks et al., 2021b). For these datasets, we evaluate on subsets of 100 classes, except for ObjectNet, where we use the 113 classes overlapping with ImageNet. To accelerate evaluation, we use 10 samples per class. We report both top-1 accuracy and runtime on ImageNet-100.

For diffusion classifiers, the runtime is estimated on a single A6000 GPU, as the actual computations were carried out across heterogeneous hardware platforms.

Baselines and Implementation Details. We compare the proposed method against both conventional discriminative classifiers and generative classifiers. For discriminative classifiers, we include ResNet-18, ResNet-34, ResNet-50, and ResNet-101 (He et al., 2016), as well as ViT-L/32, ViT-L/16, and ViT-B/16 (Dosovitskiy et al., 2020). For generative classifiers, we evaluate IBINN (Mackowiak et al., 2021), a normalizing flow-based generative classifier, and the diffusion classifier (Li et al., 2023). In this work, to identify the effects of each approach, we restrict our comparisons to class-conditional generative models trained on ImageNet. This ensures that the observed properties are attributable to the design of the model or its training objective, rather than dataset differences. For IBINN, we use the model trained with $\beta = 1$. For the diffusion classifier, we follow the setup of (Li et al., 2023) and adopt DiT-XL/2 (Peebles & Xie, 2023) with resolution 256 as the backbone. We report results under two settings: (i) using 25 samples for ELBO estimation, and (ii) the two-stage approach proposed in the original paper, where 25 samples are first used to identify the top-5 candidates, followed by 250 samples for refined prediction. For A- VARC^+ , we use VAR-d16 with resolution 256 as the backbone model and adopt a three-stage procedure. In the first stage, we use $\hat{p}_{\theta,6}(x|y)$ to narrow down the candidates to the top 10. In the second stage, we use $p_{\theta}(x|y)$ to select the top 3 candidates. In the final stage, we apply $\tilde{p}_{\theta,3}(x|y)$ with $\sigma = 0.1$ for the final prediction. Please refer to Sec. D in Appendix for more details.

Quantitative Results. Table 1 summarizes the comparison results. On ImageNet-100, the proposed A- VARC^+ improves both the accuracy and efficiency compared to the naive implementation VARC and achieves accuracy comparable to that of the diffusion classifier, with less than a 1% drop, while delivering a $160\times$ speed-up in inference. The efficiency gain primarily arises from the tractable likelihood and the candidate pruning strategy, whereas the enhanced accuracy can be attributed to likelihood smoothing and CCA finetuning. By contrast, IBINN attains the highest efficiency by modeling class-conditional likelihoods with a Gaussian Mixture Model, which enables fast classification via cluster distance computation but leads to substantially lower accuracy. These results demonstrate that our VAR classifier achieves a more favorable accuracy–efficiency trade-off compared to prior methods.

In terms of robustness, consistent with the findings of (Li et al., 2023), generative classifiers exhibit improved robustness to adversarial shifts in ImageNet-A compared to ResNet-based models. However, for other distribution-shift datasets, the VAR classifier does not demonstrate any noticeable advantage. This suggests that the robustness property reported in diffusion-based methods (Jaini et al., 2023; Li et al., 2024) does not generalize to VAR. Interestingly, the diffusion classifier significantly outperforms all discriminative models except ViT-L/32 on ImageNet-Sketch, highlighting its robustness to shifts from natural images to sketches. Neither IBINN nor A- VARC^+ exhibits this behavior, which implies that the observed robustness likely originates from the denoising training paradigm of diffusion models rather than from the generative objective itself. Finally, on ImageNet and its variants—including ImageNet-V2, ImageNet-R, and ObjectNet—discriminative models continue to achieve superior overall performance. This persistent gap highlights that generative classifiers remain an underexplored direction with considerable room for improvement. Nevertheless, given the rapid advances in generative modeling, we expect that generative classifiers will benefit from these developments and gradually narrow this gap in the near future.

Ablation Study. Table 2 presents the ablation study of the two accuracy enhancement techniques adopted by A- VARC^+ : likelihood smoothing and CCA finetuning. To focus on the analysis of the accuracy gain, the partial-scale candidate pruning technique is not applied in this experiment. Likelihood smoothing is applied only to the top-10 candidate classes, selected based on the class-conditional likelihood $p_{\theta}(x|y)$ from a standard forward pass. We use 10 samples for smoothing, as additional samples yield diminishing returns. The results show that likelihood smoothing consistently improves the performance of the baseline for all datasets, though at the cost of increased computation. In contrast, CCA finetuning enhances in-domain accuracy on ImageNet and closely related datasets such as ImageNetV2, ImageNet-R, and ObjectNet, but slightly reduces performance on ImageNet-A and ImageNet-Sketch. This suggests that CCA finetuning encourages the model to emphasize class-specific information, thereby improving discrimination within the training distribution but reducing generalization to larger distribution shifts.

Table 1: Comparison on ImageNet and across multiple distribution shifts.

Method	ImageNet		Distribution shifts				
	Top-1	Time	IN-V2	IN-R	IN-Sketch	ObjectNet	IN-A
ResNet18	88.44	00:00:07	79.1	41.2	43.8	26.02	3.6
ResNet34	89.96	00:00:07	81.3	40.9	46.1	30.62	5.1
ResNet50	91.90	00:00:07	83.4	44.0	45.5	34.69	2.0
ResNet101	92.14	00:00:07	84.8	44.6	50.3	36.99	6.8
ViT-L/32	91.92	00:00:11	83.9	51.3	55.2	30.44	14.4
ViT-L/16	93.22	00:00:44	86.0	49.4	49.7	33.98	18.0
ViT-B/16	94.20	00:00:13	86.9	52.5	52.0	36.28	21.7
IBINN	51.12	00:01:31	40.9	13.2	14.6	3.98	3.2
DC ⁽²⁵⁾	86.32	57:41:40	75.8	<u>33.1</u>	<u>51.6</u>	22.65	<u>13.7</u>
DC ^(25,250)	90.30	83:40:00	80.6	38.3	53.7	29.38	16.2
VARC	83.30	01:39:27	71.9	30.6	36.0	19.47	10.3
A-VARC ⁺	<u>89.32</u>	<u>00:31:06</u>	<u>79.3</u>	<u>33.1</u>	34.0	<u>24.51</u>	10.0

Table 2: Ablation study on likelihood smoothing and CCA finetuning.

Smooth ($S=10$)	CCA	ImageNet		Distribution shifts				
		Top-1	Time	IN-V2	IN-R	IN-Sketch	ObjectNet	IN-A
		83.30	01:39:27	71.9	30.6	36.0	19.47	10.3
✓		88.26	03:16:08	77.1	33.6	40.4	24.78	11.0
	✓	88.68	01:37:54	80.3	34.5	34.8	25.75	9.9
✓	✓	89.72	03:16:13	81.2	33.9	36.0	26.73	10.9

6 INTRIGUING PROPERTIES OF VAR-BASED CLASSIFIER

In this section, we discuss the intriguing properties of the VAR-based classifier that arise from its tractable likelihood, distinguishing it from conventional discriminative classifiers.

6.1 VISUAL EXPLAINABILITY

The tractable likelihood of the VAR model inherently provides visual explainability. The concept of pointwise mutual information (PMI), defined as $\log \frac{p(x|y)}{p(x)}$, has been widely used in NLP tasks (Church & Hanks, 1990; Levy & Goldberg, 2014) to measure word associations. Here, we show that this concept can be naturally extended by the VAR-based classifier to provide visual explanations. The goal of visual explanation is to capture fine-grained associations between local image regions and a target label y , thereby clarifying why the model makes a particular decision. Since autoregressive models compute token-wise likelihoods, we can extend pointwise mutual information to token-wise mutual information, which measures the association between a token and a label as follows:

$$\log \frac{p(r_k^{(i,j)} \mid r_1, r_2, \dots, r_{k-1}, y)}{p(r_k^{(i,j)} \mid r_1, r_2, \dots, r_{k-1})} \quad (12)$$

where $r_k^{(i,j)}$ denotes the (i, j) -th token of the k -th scale token map. This ratio can be obtained for each token with only two forward passes. Moreover, this concept can be extended to contrastive explanations, which highlight why a prediction is made in favor of one class over another. Fig. 3 illustrates that token-wise mutual information effectively identifies regions strongly associated with the label “little blue heron”, thereby revealing the basis of the model’s prediction. It also provides contrastive evidence by explaining why the image is classified as a “little blue heron” rather than a “goose”. This offers direct and interpretable insight into the decision-making process of the VAR classifier. Please refer to Fig. 6 in the Appendix for more visualization results.



Figure 3: Visual explanation of the VAR-based classifier using PMI. From left to right: the input image, PMI conditioned on the true label, PMI conditioned on the highest-ranked incorrect label, and the contrastive explanation between them.

6.2 RESISTANCE TO CATASTROPHIC FORGETTING

Unlike discriminative classifiers, which rely on a unified softmax layer across all classes to obtain logits for classification, generative classifiers base their predictions solely on class-conditional likelihoods. Since these likelihoods can be learned independently, generative classifiers offer inherent resistance to catastrophic forgetting in class-incremental learning tasks, as discussed in (Van De Ven et al., 2021). This property gives generative classifiers a distinct advantage over discriminative classifiers, which suffer from catastrophic forgetting and typically require storing a subset of past data as “rehearsal” to mitigate performance degradation.

To examine whether the VAR-based classifier possesses such a property, we conduct a proof-of-concept experiment on class-incremental learning using the first 10 classes of ImageNet. The classes are divided into two tasks, each consisting of 5 classes. For a fair comparison, all models are trained from scratch. The discriminative classifiers are trained first on Task 1 and then on Task 2. For the VAR model, two independent models are trained on each task, respectively, following the setting as in (Van De Ven et al., 2021). We use ResNet-50 as the discriminative baseline and the VAR model with depth of 8 as the generative classifier. Both models are trained for 1,000 epochs, after which the VAR model is further finetuned with CCA for an additional 10 epochs.

As shown in Table 3, without rehearsal data, the discriminative model suffers severe catastrophic forgetting. Although methods such as CWR (Lomonaco & Maltoni, 2017) can mitigate this issue, their reliance on fixed feature extractors limits performance on new tasks. In contrast, the VAR classifier, trained to model class-conditional likelihoods independently, adapts naturally to new tasks and achieves promising performance without requiring additional data or complex techniques. This provides a promising solution for creating a unified classifier by simply merging classifiers trained on different datasets, making it capable of recognizing an expanded set of classes without retraining. Compared to the VAE used in previous work Van De Ven et al. (2021), the VAR model, along with the techniques of A-VARC⁺, provides a more powerful alternative for future research in class-incremental learning.

Table 3: Class-incremental learning experiment on the first 10 classes of ImageNet.

	None			CWR			VARC ⁺		
	Task1	Task2	Avg	Task1	Task2	Avg	Task1	Task2	Avg
Accuracy	0.0	82.4	41.2	83.2	61.6	72.4	72.4	82.4	77.4

7 CONCLUSION

In this work, we demonstrate that the VAR model can serve as an efficient and explainable generative classifier. To further improve the performance, we propose A-VARC⁺, which enhances both accuracy and efficiency on in-distribution datasets, achieving a more desirable trade-off compared to prior generative classifiers. Although our analysis shows that VAR-based classifiers do not exhibit the same robustness properties as diffusion-based methods, we uncover other intriguing characteristics, including visual explainability and resistance to catastrophic forgetting in class-incremental learning tasks. These findings provide a novel perspective on the study of generative classifiers.

8 REPRODUCIBILITY STATEMENT

To ensure reproducibility, we provide detailed instructions in Sec. E of the Appendix for obtaining the evaluation subsets used in our experiments. In addition, the pseudo-code of A-VARC is provided in Algorithm 1. For discriminative baselines, the pretrained models are publicly available in `torchvision`¹. The training code and pretrained models for IBINN², VAR³, and CCA⁴ are also accessible through their respective repositories.

REFERENCES

- Lynton Ardizzone, Radek Mackowiak, Carsten Rother, and Ullrich Köthe. Training normalizing flows with the information bottleneck for competitive generative classification. *Advances in Neural Information Processing Systems*, 33:7828–7840, 2020.
- Andrei Barbu, David Mayo, Julian Alverio, William Luo, Christopher Wang, Dan Gutfreund, Josh Tenenbaum, and Boris Katz. Objectnet: A large-scale bias-controlled dataset for pushing the limits of object recognition models. *Advances in neural information processing systems*, 32, 2019.
- Huanran Chen, Yinpeng Dong, Shitong Shao, Hao Zhongkai, Xiao Yang, Hang Su, and Jun Zhu. Diffusion models are certifiably robust classifiers. *Advances in Neural Information Processing Systems*, 37:50062–50097, 2024a.
- Huayu Chen, Hang Su, Peize Sun, and Jun Zhu. Toward guidance-free ar visual generation via condition contrastive alignment. *arXiv preprint arXiv:2410.09347*, 2024b.
- Kenneth Church and Patrick Hanks. Word association norms, mutual information, and lexicography. *Computational linguistics*, 16(1):22–29, 1990.
- Kevin Clark and Priyank Jaini. Text-to-image diffusion models are zero shot classifiers. *Advances in Neural Information Processing Systems*, 36:58921–58937, 2023.
- Jia Deng, Wei Dong, Richard Socher, Li-Jia Li, Kai Li, and Li Fei-Fei. Imagenet: A large-scale hierarchical image database. In *2009 IEEE conference on computer vision and pattern recognition*, pp. 248–255. Ieee, 2009.
- Li Deng. The mnist database of handwritten digit images for machine learning research [best of the web]. *IEEE signal processing magazine*, 29(6):141–142, 2012.
- Alexey Dosovitskiy, Lucas Beyer, Alexander Kolesnikov, Dirk Weissenborn, Xiaohua Zhai, Thomas Unterthiner, Mostafa Dehghani, Matthias Minderer, Georg Heigold, Sylvain Gelly, et al. An image is worth 16x16 words: Transformers for image recognition at scale. *arXiv preprint arXiv:2010.11929*, 2020.
- Patrick Esser, Robin Rombach, and Bjorn Ommer. Taming transformers for high-resolution image synthesis. In *Proceedings of the IEEE/CVF conference on computer vision and pattern recognition*, pp. 12873–12883, 2021.
- Ethan Fetaya, Jørn-Henrik Jacobsen, Will Grathwohl, and Richard Zemel. Understanding the limitations of conditional generative models. In *International Conference on Learning Representations (ICLR)*, 2020. URL <https://arxiv.org/abs/1906.01171>.
- Partha Ghosh, Arpan Losalka, and Michael J Black. Resisting adversarial attacks using gaussian mixture variational autoencoders. In *Proceedings of the AAAI conference on artificial intelligence*, volume 33, pp. 541–548, 2019.

¹<https://github.com/pytorch/vision>

²https://github.com/vislearn/trustworthy_GCs

³<https://github.com/FoundationVision/VAR>

⁴<https://github.com/thu-ml/CCA>

- Jian Han, Jinlai Liu, Yi Jiang, Bin Yan, Yuqi Zhang, Zehuan Yuan, Bingyue Peng, and Xiaobing Liu. Infinity: Scaling bitwise autoregressive modeling for high-resolution image synthesis. In *Proceedings of the Computer Vision and Pattern Recognition Conference*, pp. 15733–15744, 2025.
- Kaiming He, Xiangyu Zhang, Shaoqing Ren, and Jian Sun. Deep residual learning for image recognition. In *Proceedings of the IEEE conference on computer vision and pattern recognition*, pp. 770–778, 2016.
- Dan Hendrycks, Steven Basart, Norman Mu, Saurav Kadavath, Frank Wang, Evan Dorundo, Rahul Desai, Tyler Zhu, Samyak Parajuli, Mike Guo, et al. The many faces of robustness: A critical analysis of out-of-distribution generalization. In *Proceedings of the IEEE/CVF international conference on computer vision*, pp. 8340–8349, 2021a.
- Dan Hendrycks, Kevin Zhao, Steven Basart, Jacob Steinhardt, and Dawn Song. Natural adversarial examples. *CVPR*, 2021b.
- Jonathan Ho and Tim Salimans. Classifier-free diffusion guidance. *arXiv preprint arXiv:2207.12598*, 2022.
- Priyank Jaini, Kevin Clark, and Robert Geirhos. Intriguing properties of generative classifiers. *arXiv preprint arXiv:2309.16779*, 2023.
- Tero Karras, Miika Aittala, Tuomas Kynkäänniemi, Jaakko Lehtinen, Timo Aila, and Samuli Laine. Guiding a diffusion model with a bad version of itself. *Advances in Neural Information Processing Systems*, 37:52996–53021, 2024.
- Siva Rajesh Kasa, Karan Gupta, Sumegh Roychowdhury, Ashutosh Kumar, Yaswanth Biruduraju, Santhosh Kumar Kasa, Nikhil Priyatam Pattisapu, Arindam Bhattacharya, Shailendra Agarwal, et al. Generative or discriminative? revisiting text classification in the era of transformers. *arXiv preprint arXiv:2506.12181*, 2025.
- Diederik P Kingma and Max Welling. Auto-encoding variational bayes. *arXiv preprint arXiv:1312.6114*, 2013.
- Alex Krizhevsky, Geoffrey Hinton, et al. Learning multiple layers of features from tiny images. 2009.
- Hugo Larochelle and Iain Murray. The neural autoregressive distribution estimator. In *Proceedings of the fourteenth international conference on artificial intelligence and statistics*, pp. 29–37. JMLR Workshop and Conference Proceedings, 2011.
- Omer Levy and Yoav Goldberg. Neural word embedding as implicit matrix factorization. *Advances in neural information processing systems*, 27, 2014.
- Alexander C. Li, Mihir Prabhudesai, Shivam Duggal, Ellis Brown, and Deepak Pathak. Your diffusion model is secretly a zero-shot classifier. In *Proceedings of the IEEE/CVF International Conference on Computer Vision (ICCV)*, 2023. URL <https://arxiv.org/abs/2303.16203>.
- Alexander Cong Li, Ananya Kumar, and Deepak Pathak. Generative classifiers avoid shortcut solutions. In *The Thirteenth International Conference on Learning Representations*, 2024.
- Yingzhen Li, John Bradshaw, and Yash Sharma. Are generative classifiers more robust to adversarial attacks? In *International Conference on Machine Learning*, pp. 3804–3814. PMLR, 2019.
- Vincenzo Lomonaco and Davide Maltoni. Core50: a new dataset and benchmark for continuous object recognition. In *Conference on robot learning*, pp. 17–26. PMLR, 2017.
- Radek Mackowiak, Lynton Ardizzone, Ullrich Köthe, and Carsten Rother. Generative classifiers as a basis for trustworthy image classification. In *Proceedings of the IEEE/CVF Conference on Computer Vision and Pattern Recognition (CVPR)*, pp. 2970–2980, 2021. URL <https://arxiv.org/abs/2007.15036>.

- Jiteng Mu, Nuno Vasconcelos, and Xiaolong Wang. Editor: Unified conditional generation with autoregressive models. In *Proceedings of the Computer Vision and Pattern Recognition Conference*, pp. 7899–7909, 2025.
- Andrew Y. Ng and Michael I. Jordan. On discriminative vs. generative classifiers: A comparison of logistic regression and naive bayes. In Thomas G. Dietterich, Suzanna Becker, and Zoubin Ghahramani (eds.), *Advances in Neural Information Processing Systems 14 (NIPS 2001)*, pp. 841–848. MIT Press, 2001. URL <http://ai.stanford.edu/~ang/papers/nips01-discriminativegenerative.pdf>.
- William Peebles and Saining Xie. Scalable diffusion models with transformers. In *Proceedings of the IEEE/CVF international conference on computer vision*, pp. 4195–4205, 2023.
- Aditya Ramesh, Mikhail Pavlov, Gabriel Goh, Scott Gray, Chelsea Voss, Alec Radford, Mark Chen, and Ilya Sutskever. Zero-shot text-to-image generation. In *International conference on machine learning*, pp. 8821–8831. Pmlr, 2021.
- Ali Razavi, Aaron Van den Oord, and Oriol Vinyals. Generating diverse high-fidelity images with vq-vae-2. *Advances in neural information processing systems*, 32, 2019.
- Tim Salimans, Andrej Karpathy, Xi Chen, and Diederik P Kingma. Pixelcnn++: Improving the pixelcnn with discretized logistic mixture likelihood and other modifications. *arXiv preprint arXiv:1701.05517*, 2017.
- Lukas Schott, Jonas Rauber, Matthias Bethge, and Wieland Brendel. Towards the first adversarially robust neural network model on mnist. In *International Conference on Learning Representations (ICLR) — Poster*, 2019. URL <https://arxiv.org/abs/1805.09190>.
- Vaishaal Shankar, Rebecca Roelofs, Horia Mania, Alex Fang, Benjamin Recht, and Ludwig Schmidt. Evaluating machine accuracy on imagenet. In *International Conference on Machine Learning*, pp. 8634–8644. PMLR, 2020.
- Peize Sun, Yi Jiang, Shoufa Chen, Shilong Zhang, Bingyue Peng, Ping Luo, and Zehuan Yuan. Autoregressive model beats diffusion: Llama for scalable image generation. *arXiv preprint arXiv:2406.06525*, 2024.
- Keyu Tian, Yi Jiang, Zehuan Yuan, Bingyue Peng, and Liwei Wang. Visual autoregressive modeling: Scalable image generation via next-scale prediction. *Advances in neural information processing systems*, 37:84839–84865, 2024.
- Yonglong Tian, Dilip Krishnan, and Phillip Isola. Contrastive multiview coding. In *European conference on computer vision*, pp. 776–794. Springer, 2020.
- Brandon Trabucco, Kyle Doherty, Max Gurinas, and Ruslan Salakhutdinov. Effective data augmentation with diffusion models. *arXiv preprint arXiv:2302.07944*, 2023.
- Gido M Van De Ven, Zhe Li, and Andreas S Tolias. Class-incremental learning with generative classifiers. In *Proceedings of the IEEE/CVF Conference on Computer Vision and Pattern Recognition*, pp. 3611–3620, 2021.
- Aaron Van den Oord, Nal Kalchbrenner, Lasse Espeholt, Oriol Vinyals, Alex Graves, et al. Conditional image generation with pixelcnn decoders. *Advances in neural information processing systems*, 29, 2016.
- Aäron Van Den Oord, Nal Kalchbrenner, and Koray Kavukcuoglu. Pixel recurrent neural networks. In *International conference on machine learning*, pp. 1747–1756. PMLR, 2016.
- Aaron Van Den Oord, Oriol Vinyals, et al. Neural discrete representation learning. *Advances in neural information processing systems*, 30, 2017.
- Haohan Wang, Songwei Ge, Zachary Lipton, and Eric P Xing. Learning robust global representations by penalizing local predictive power. *Advances in neural information processing systems*, 32, 2019.

Roland S. Zimmermann, Lukas Schott, Yang Song, Benjamin A. Dunn, and David A. Klindt. Score-based generative classifiers. *arXiv preprint arXiv:2110.00473*, 2021. URL <https://arxiv.org/abs/2110.00473>.

A USE OF LARGE LANGUAGE MODELS

In this work, we made limited use of large language models (LLMs) to assist with writing and reference search. Specifically, LLMs were used to polish the text for clarity and readability, and to conduct preliminary surveys for identifying relevant references. All generated content was carefully reviewed and edited by the authors to ensure that it faithfully reflects the intended meaning. Likewise, all references retrieved through LLM-assisted searches were manually verified for accuracy and alignment with the described content.

B MORE EXAMPLES OF VISUAL EXPLAINABILITY

In this section, we provide additional visual explanations of the VAR-based classifier. Fig. 6 illustrates that the classification results are indeed driven by regions corresponding to the foreground object. For example, in the second row, the example is correctly classified as a green mamba, not because of the background green leaf, but because the model focuses on the snake’s head.

We also analyze failure cases in Fig. 7. The most common type of error occurs when the model fails to distinguish between visually similar classes, such as hen vs. cock or chihuahua vs. toy terrier. Even when the model correctly identifies important regions for each class, it may still produce an incorrect final prediction. Another common error arises in scenarios where multiple candidate objects appear in the same image. For instance, the ground-truth label of the third-row example is ‘modem’, but the presence of a laptop in the same image misleads the classifier into predicting ‘laptop’. A similar issue is observed in the last example, where the co-occurrence of a tabby cat and a bassinet results in an incorrect prediction.

These examples demonstrate that visual explanations can provide valuable insights into the decision-making process of the VAR-based classifier, enabling developers to better understand model behavior and make informed adjustments during development.

C TRADE-OFF BETWEEN GENERATIVE AND DISCRIMINATIVE PERFORMANCE.

The trade-off between generative and discriminative performance in conditional generative classifiers has been discussed in prior work (Fetaya et al., 2020). While this phenomenon is less pronounced in the VAR-d16 model, it becomes increasingly evident as model size grows. Table 4 reports the performance of VAR classifiers with different model sizes, including accuracy on ImageNet-100 and the FID reported by Chen et al. (2024b) (without likelihood smoothing or candidate pruning). As model size increases, generative performance improves, as reflected by lower FID, but classification accuracy on ImageNet-100 drops substantially.

This degradation can be attributed to the dilution of class-conditional information by structural information. Specifically, the class-conditional likelihood of each token depends on both class and structural information. Larger models, with stronger generative capacity, are able to more accurately infer tokens at subsequent scales even when conditioned on an incorrect class label. This is evidenced by the simultaneous increase in both $p(x|y)$ and $p(x|y^{neg})$ as model size grows. As a result, the contribution of class information to likelihood estimation diminishes, leading to weaker discriminative ability. As illustrated in Fig. 4, larger models increasingly fail to distinguish between visually similar classes, such as cock vs. hen or great white shark vs. tiger shark.

To address this issue, one promising direction is to improve the training objective so that it more effectively preserves class information. While recent advances such as CCA represent a meaningful step in this direction, our results indicate that CCA alone is insufficient to fully resolve the problem. Another complementary direction is to disentangle class information from structural information, thereby preventing the dilution effect associated with increased likelihood. We leave the exploration of these directions to future work.

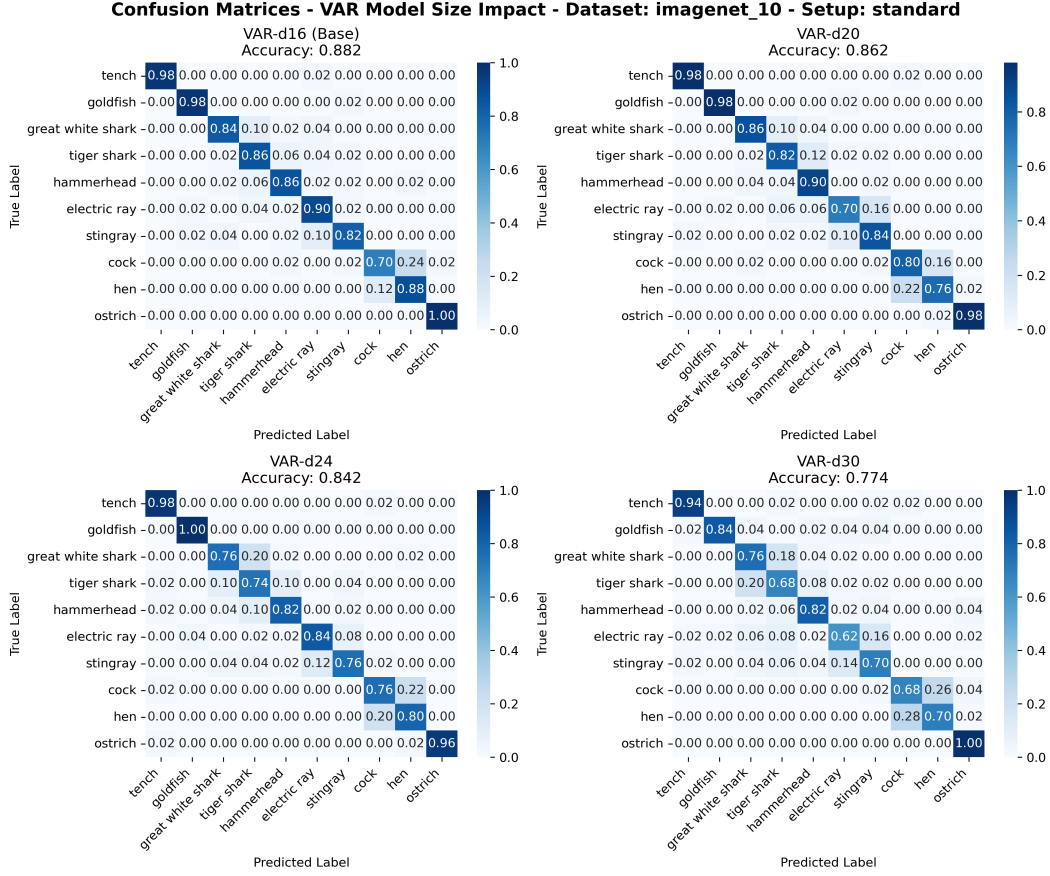


Figure 4: Confusion matrices of the VAR classifier evaluated on the first 10 classes of ImageNet.

Table 4: Trade-off between generative and discriminative performance of the VAR classifier across different model sizes.

	d16		d20		d24		d30	
	VAR	CCA	VAR	CCA	VAR	CCA	VAR	CCA
Accuracy	83.30	88.68	80.80	88.90	75.68	84.92	64.96	71.64
FID	12.00	4.03	8.48	3.02	6.20	2.63	5.26	2.54

D PSUEDO CODE

Algorithm 1 outlines the classification procedure of the proposed Adaptive VAR Classifier (A-VAR). The likelihood estimation strategy is composed of three forms of likelihood estimation: $p_{\theta}(x|y)$ (Eq. 7), $\tilde{p}_{\theta,S}(x|y)$ (Eq. 9), and $\hat{p}_{\theta,K'}(x|y)$ (Eq. 10). This flexible design enables a wide range of combinations, allowing users to balance accuracy and efficiency according to their requirements. For the experiments reported in Table 1, we adopt a three-stage configuration with $N_{stage} = 3$, $\mathcal{K} = (10, 3, 1)$ and $\mathcal{M} = (\hat{p}_{\theta,6}(x|y), p_{\theta}(x|y), \tilde{p}_{\theta,3}(x|y))$. Note that, while the algorithm is presented using likelihoods for clarity, in practice, we compute log-likelihoods to ensure numerical stability.

E IMPLEMENTATION DETAILS

To enhance reproducibility, we provide details of the subsets used in Table 1. For ImageNet, ImageNet-V2, and ImageNet-Sketch, we adopt the same set of classes provided by Tian et al.

Algorithm 1 Adaptive VAR Classifier (A-VARC)

Require: Test image x ; Initial set of candidate labels $\mathcal{Y} = \{y_i\}_{i=1}^n$; Number of stages N_{stages} ; Sequence of candidate counts $\mathcal{K} = (k_1, \dots, k_{N_{\text{stages}}})$; Likelihood estimation strategy $\mathcal{M} = (m_1, \dots, m_{N_{\text{stages}}})$.

- 1: Initialize candidate set $C_0 \leftarrow \mathcal{Y}$
- 2: Initialize a map L to store likelihood scores
- 3: **for** stage $i = 1, \dots, N_{\text{stages}}$ **do**
- 4: **for** each candidate $y_j \in C_{i-1}$ **do**
- 5: $L(y_j) \leftarrow \text{ComputeLikelihood}(x, y_j, \text{method} = m_i)$ \triangleright e.g., computing $\hat{p}_{\theta, K'}(x | y_j)$
- 6: **end for**
- 7: Let C'_{i-1} be the set C_{i-1} sorted by descending scores $L(\cdot)$
- 8: $C_i \leftarrow$ the first k_i elements of C'_{i-1} \triangleright Prune candidates with the lowest scores
- 9: **end for**
- 10: **return** $\arg \max_{y \in C_{N_{\text{stages}}}} L(y)$

(2020), as listed in Table 5. Since ImageNet-A and ImageNet-R do not include all classes from ImageNet-100, we select the overlapping classes and list them in Table 6 and Table 7, respectively. For ObjectNet, we use all overlapping classes reported in Barbu et al. (2019), with implementation support from the diffusion classifier’s (Li et al., 2023) repository⁵.

To reduce evaluation cost on distribution-shift datasets, we further subsample 10 samples per class. For most datasets, we sort file names alphabetically and select the first 10 samples per class. For ImageNet-R, which includes multiple styles (e.g., art, cartoon, deviantart), we first sort styles alphabetically and then apply a round-robin ordering across styles (e.g., art_0.jpg, cartoon_0.jpg, deviantart_0.jpg, ...), ensuring that as many styles as possible are represented.

Table 5: List of ImageNet 100 classes used in our experiments, identified by their WordNet IDs (n-numbers).

List of ImageNet 100 classes						
n02869837	n01749939	n02488291	n02107142	n13037406	n02091831	n04517823
n04589890	n03062245	n01773797	n01735189	n07831146	n07753275	n03085013
n04485082	n02105505	n01983481	n02788148	n03530642	n04435653	n02086910
n02859443	n13040303	n03594734	n02085620	n02099849	n01558993	n04493381
n02109047	n04111531	n02877765	n04429376	n02009229	n01978455	n02106550
n01820546	n01692333	n07714571	n02974003	n02114855	n03785016	n03764736
n03775546	n02087046	n07836838	n04099969	n04592741	n03891251	n02701002
n03379051	n02259212	n07715103	n03947888	n04026417	n02326432	n03637318
n01980166	n02113799	n02086240	n03903868	n02483362	n04127249	n02089973
n03017168	n02093428	n02804414	n02396427	n04418357	n02172182	n01729322
n02113978	n03787032	n02089867	n02119022	n03777754	n04238763	n02231487
n03032252	n02138441	n02104029	n03837869	n03494278	n04136333	n03794056
n03492542	n02018207	n04067472	n03930630	n03584829	n02123045	n04229816
n02100583	n03642806	n04336792	n03259280	n02116738	n02108089	n03424325
n01855672	n02090622					

⁵<https://github.com/diffusion-classifier/diffusion-classifier>

Table 6: List of ImageNet-A 100 classes used in our experiments, identified by their WordNet IDs (n-numbers).

List of ImageNet-A 100 classes						
n01531178	n01580077	n01616318	n01631663	n01641577	n01669191	n01677366
n01687978	n01694178	n01774750	n01820546	n01833805	n01843383	n01847000
n01855672	n01910747	n01924916	n01944390	n01986214	n02051845	n02077923
n02099601	n02106662	n02110958	n02119022	n02133161	n02137549	n02165456
n02174001	n02190166	n02206856	n02219486	n02236044	n02259212	n02268443
n02279972	n02280649	n02325366	n02445715	n02454379	n02504458	n02655020
n02730930	n02782093	n02802426	n02814860	n02879718	n02883205	n02895154
n02906734	n02948072	n02951358	n02999410	n03014705	n03026506	n03223299
n03250847	n03255030	n03355925	n03444034	n03452741	n03483316	n03590841
n03594945	n03617480	n03666591	n03720891	n03721384	n03788195	n03888257
n04033901	n04099969	n04118538	n04133789	n04146614	n04147183	n04179913
n04252077	n04252225	n04317175	n04366367	n04376876	n04399382	n04442312
n04456115	n04507155	n04509417	n04591713	n07583066	n07697313	n07697537
n07714990	n07718472	n07734744	n07768694	n07831146	n09229709	n11879895
n12144580	n12267677					

Table 7: List of ImageNet-R 100 classes used in our experiments, identified by their WordNet IDs (n-numbers).

List of ImageNet-R 100 classes						
n01484850	n01514859	n01531178	n01534433	n01614925	n01616318	n01632777
n01774750	n01820546	n01833805	n01843383	n01847000	n01855672	n01860187
n01882714	n01944390	n01983481	n02007558	n02056570	n02066245	n02086240
n02088094	n02088238	n02096585	n02097298	n02098286	n02102318	n02106166
n02106550	n02106662	n02108089	n02108915	n02110341	n02113624	n02113799
n02117135	n02119022	n02128757	n02129165	n02130308	n02190166	n02206856
n02236044	n02268443	n02279972	n02317335	n02325366	n02346627	n02356798
n02363005	n02364673	n02395406	n02398521	n02410509	n02423022	n02486410
n02510455	n02749479	n02793495	n02797295	n02808440	n02814860	n02883205
n02939185	n02950826	n02966193	n02980441	n03124170	n03372029	n03424325
n03452741	n03481172	n03495258	n03630383	n03676483	n03710193	n03773504
n03775071	n03930630	n04118538	n04254680	n04266014	n04310018	n04347754
n04389033	n04522168	n04536866	n07693725	n07697313	n07697537	n07714571
n07714990	n07720875	n07745940	n07749582	n07753275	n07753592	n09835506
n10565667	n12267677					

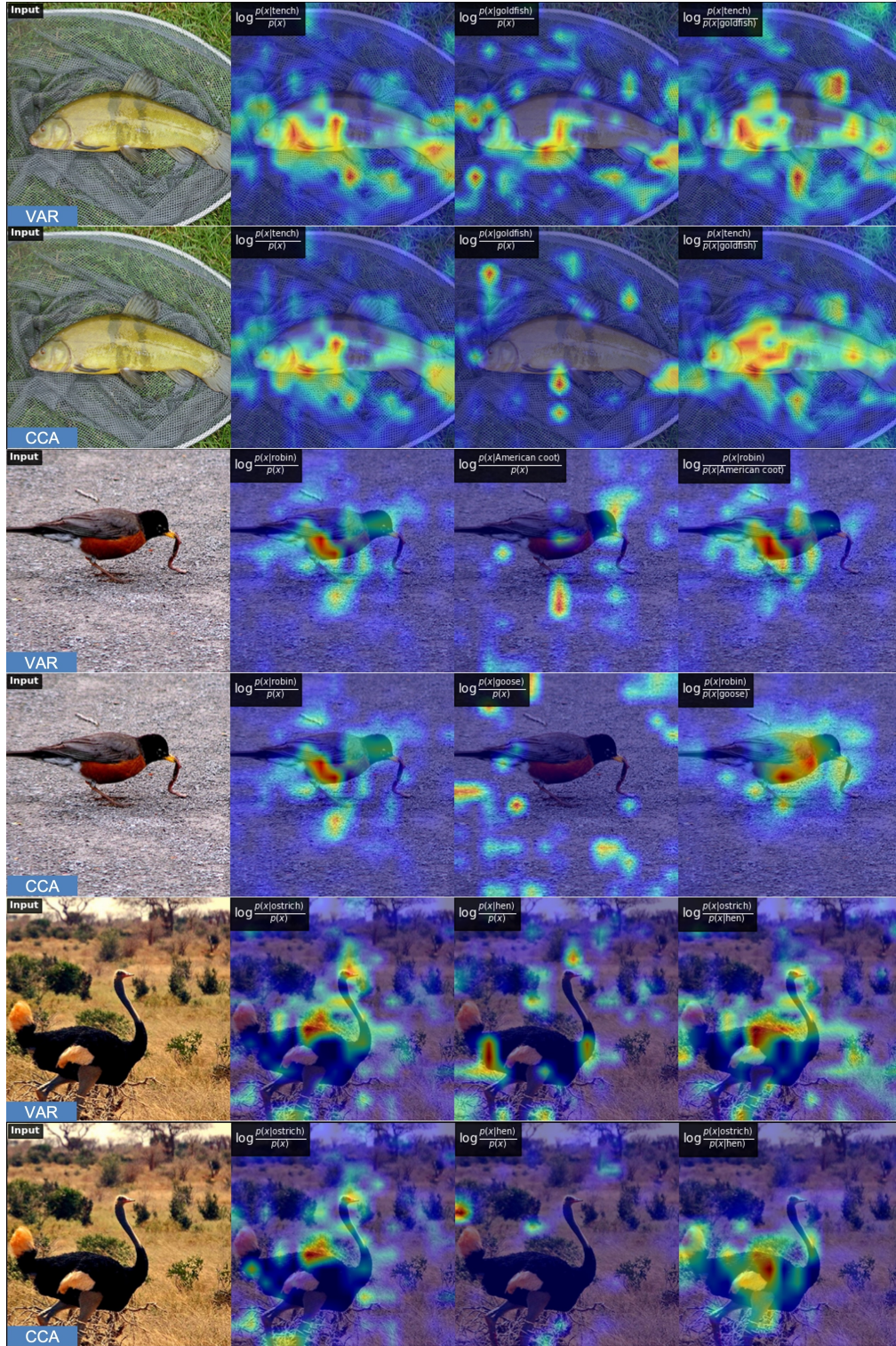


Figure 5: Impact of CCA finetuning. From left to right: the input image, PMI conditioned on the true label, PMI conditioned on the highest-ranked incorrect label, and the contrastive explanation between them.




Figure 6: Visual explanation of the VAR classifier using PMI. From left to right: the input image, PMI conditioned on the true label, PMI conditioned on the highest-ranked incorrect label, and the contrastive explanation between them.




Figure 7: Visual explanation for failure cases. From left to right: the input image, PMI conditioned on the true label, PMI conditioned on the highest-ranked incorrect label, and the contrastive explanation between them.