

---

# UNCERTAINTY QUANTIFICATION FOR HALLUCINATION DETECTION IN LARGE LANGUAGE MODELS: FOUNDATIONS, METHODOLOGY, AND FUTURE DIRECTIONS

---

**Sungmin Kang**

University of Southern California  
kangsung@usc.edu

**Yavuz Faruk Bakman**

University of Southern California  
ybakman@usc.edu

**Duygu Nur Yaldiz**

University of Southern California  
yaldiz@usc.edu

**Baturalp Buyukates**

University of Birmingham  
b.buyukates@bham.ac.uk

**Salman Avestimehr**

University of Southern California  
avestime@usc.edu

October 15, 2025

## ABSTRACT

The rapid advancement of large language models (LLMs) has transformed the landscape of natural language processing, enabling breakthroughs across a wide range of areas including question answering, machine translation, and text summarization. Yet, their deployment in real-world applications has raised concerns over reliability and trustworthiness, as LLMs remain prone to hallucinations that produce plausible but factually incorrect outputs. Uncertainty quantification (UQ) has emerged as a central research direction to address this issue, offering principled measures for assessing the trustworthiness of model generations. We begin by introducing the foundations of UQ, from its formal definition to the traditional distinction between epistemic and aleatoric uncertainty, and then highlight how these concepts have been adapted to the context of LLMs. Building on this, we examine the role of UQ in hallucination detection, where quantifying uncertainty provides a mechanism for identifying unreliable generations and improving reliability. We systematically categorize a wide spectrum of existing methods along multiple dimensions and present empirical results for several representative approaches. Finally, we discuss current limitations and outline promising future research directions, providing a clearer picture of the current landscape of LLM UQ for hallucination detection.

## 1 Introduction

Generative large language models (LLMs) have gained significant attention for their remarkable ability to understand and generate human language with high accuracy and scalability. Given their effectiveness, these models have been widely adopted across various natural language processing tasks, including machine translation, text summarization, and question answering. Despite their success, LLMs are prone to producing erroneous or misleading outputs, often referred to as *hallucinations*. This drawback poses a substantial limitation especially in high-stakes domains such as healthcare, law, and marketing Bengio et al. [2025], Ravi et al. [2024], where reliable question answering is critical. To ensure trustworthiness of LLMs, researchers have investigated various approaches, focusing on understanding hallucination mechanisms, detecting hallucinations in generated outputs, and mitigating them pre-generation. Among these, hallucination detection has emerged as a particularly important line of work, as it directly addresses the reliability of model outputs in real-world applications.

Hallucination detection refers to the task of identifying whether the outputs generated by LLMs are faithful to the input or contain fabricated or unsupported information. Approaches such as fact verification Shuster et al. [2021], Chern et al. [2023], Jiang et al. [2023], *LLM-as-a-judge* Zheng et al. [2023], Cohen et al. [2023], Feng et al. [2024], chain-of-thought Zhao et al. [2023], Dhuliawala et al. [2024], external tool-assisted verification He-Yueya et al. [2023], Chen

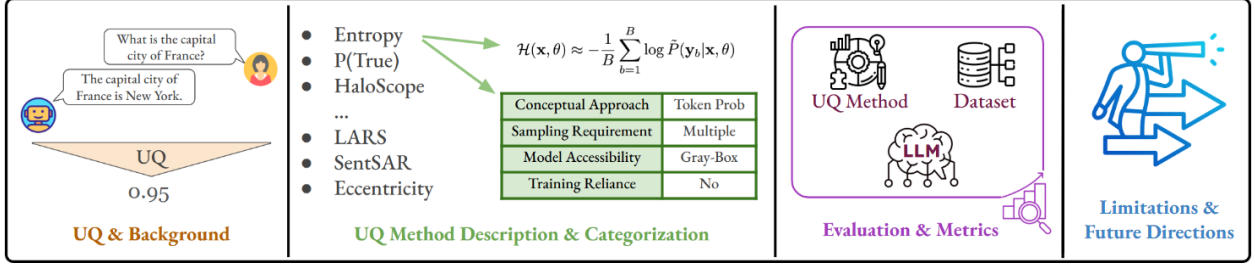


Figure 1: Overview of this survey. We discuss the background of UQ, categorization and detailed description of existing methods, evaluation, limitations and future directions.

et al. [2024b], and uncertainty quantification (UQ) Malinin and Gales [2021] are widely used for hallucination detection in generative LLMs. Unlike other detection strategies that often depend on external resources such as the internet or secondary models for cross-checking, UQ inherently evaluates the reliability of generated content by internally assessing the confidence levels of the model’s responses, offering a significant advantage over other hallucination detection methods. Thus, UQ is not limited to a binary decision of whether an output is hallucinated or not. Moreover, it quantifies the degree of certainty associated with each response, providing a finer-grained signal of trustworthiness.

UQ has been deeply studied in machine learning, particularly in classification scenarios. These traditional methods which rely on class probabilities, cannot be directly applied to LLMs because of their auto-regressive generative structure and open-ended output space, which pose fundamentally different challenges for defining and evaluating uncertainty. Nevertheless, the classical decomposition of uncertainty into *aleatoric* and *epistemic* forms remains a useful framework Hüllermeier and Waegeman [2021]. Aleatoric (or data) uncertainty inherently arises from the variability of the data distribution, which is often considered irreducible. Epistemic (or model) uncertainty stems from a lack of knowledge or insufficient model capacity, and can in principle be reduced with more data or better modeling. Crucially, epistemic uncertainty is closely tied to hallucination in LLMs: when the model is forced to generate outputs in areas where it lacks sufficient knowledge, it is more likely to produce unsupported or fabricated content. Thus, quantifying epistemic uncertainty provides an effective means of assessing the trustworthiness of model outputs and serves as a valuable tool for hallucination detection.

In this study, we provide a comprehensive explanation of UQ as a tool for LLM hallucination detection on open-ended question-answering (QA) tasks. We seek to investigate the effectiveness of UQ by defining uncertainty for LLMs, systematically categorizing and comparing various approaches. We provide a detailed explanation of how UQ methods are evaluated and present experimental results for several representative approaches. Furthermore, we extend our analysis from short-form QA to long-form QA, which holds greater significance in practical applications yet remains under-explored. Lastly, we devote a section for the limitations and future directions of UQ to offer a clearer understanding of its current landscape in hallucination detection.

Previous survey works have addressed UQ for generative LLMs from a broad perspective et al. [2024], Huang et al. [2024]. In contrast, our study focuses on the application of UQ as a tool for hallucination detection, enabling a more in-depth examination of UQ methodologies tailored to this specific challenge. We systematically categorize existing works with an emphasis on UQ methods for QA tasks, while excluding studies on interactive agents or adaptive hallucination mitigation, despite their significant research value. Additionally, our work presents a comprehensive experimental study that rigorously evaluates UQ methods on widely recognized QA datasets and across diverse language models.

## 2 Background

Uncertainty has been extensively studied in the field of deep learning, particularly in the context of classification. From a Bayesian perspective, UQ provides insights into model confidence and has been leveraged to improve decision-making in high-stakes applications. More recently, the scope of uncertainty research has expanded to LLMs, where estimating the uncertainty of generated answers has become a crucial problem. However, due to the auto-regressive generative structure of LLMs, traditional methods for UQ cannot be directly applied, necessitating new approaches designed for generative models.

In this section, we first introduce the concept of uncertainty and its role in machine learning. We then review UQ for classification tasks, followed by approaches developed for generative LLMs. Next, we describe the hallucination

detection problem, which represents a key challenge in modern LLMs, and finally discuss how UQ has been adapted to address hallucination detection.

## 2.1 Uncertainty in Machine Learning

Uncertainty is a crucial concept in machine learning and artificial intelligence, but it remains inherently ambiguous and difficult to define precisely. Broadly, uncertainty refers to the degree of doubt or lack of confidence in a model’s prediction, reflecting situations where models may be overconfident in incorrect outputs or insufficiently calibrated to the underlying data distribution. Understanding and quantifying uncertainty is crucial for building trustworthy AI systems, especially in high-stakes domains such as medical diagnosis, autonomous driving, and natural language generation.

Modern deep learning models often achieve high prediction accuracy but can fail in complex or out-of-distribution scenarios, producing confident yet incorrect results. Such failures highlight the importance of knowing what the model does not know. UQ allows systems to detect when predictions may be unreliable, enabling such as calibration, human intervention, additional verification, or cautious decision-making. In generative systems like LLMs, uncertainty further plays a key role in assessing the factuality of outputs and mitigating hallucinations.

Uncertainty in machine learning is typically decomposed into two categories, aleatoric uncertainty and epistemic uncertainty.

**Aleatoric uncertainty** (also called *data uncertainty*) arises from inherent randomness or noise in the data. It arises from the stochastic nature of the underlying data-generating process, such as measurement noise in sensors, ambiguous or conflicting labels provided by annotators, or overlapping class boundaries that cannot be perfectly separated. This form of uncertainty is considered irreducible Wilson and Nickisch [2015], since the intrinsic randomness of the data cannot be fully eliminated even with unlimited training data. In natural language tasks, aleatoric uncertainty often manifests in situations where multiple responses may be equally valid or when the meaning of a phrase is inherently ambiguous, making it impossible for a model to assign certainty to a single deterministic outcome.

**Epistemic uncertainty** (also called *model uncertainty*) reflects a model’s lack of knowledge about the task or domain. This type of uncertainty stems from limited or biased training data, suboptimal model architectures, or mismatches between training and test distributions (distributional shift). Unlike aleatoric uncertainty, epistemic uncertainty is considered reducible: it can be mitigated by collecting more representative training data, designing more expressive models, or incorporating prior knowledge. For instance, a model trained primarily on English may display high epistemic uncertainty when applied to a low-resource language, but this can be reduced by incorporating more multilingual data.

In practice, the total predictive uncertainty of a model can be viewed as the combination of aleatoric and epistemic components. Distinguishing between them is critical as aleatoric uncertainty highlights the intrinsic variability of the data, whereas epistemic uncertainty identifies gaps in the model’s knowledge. Together, these notions form the foundation for UQ methods, which will be further elaborated in the following discussion.

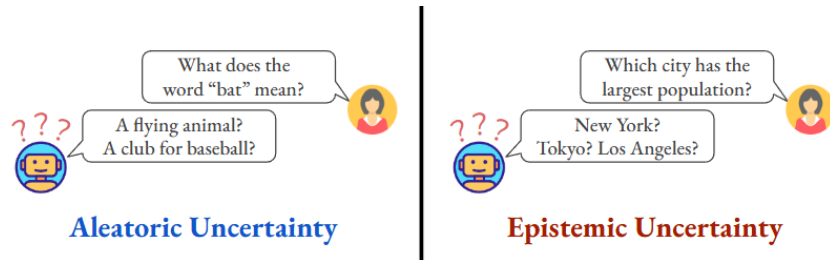


Figure 2: Examples of aleatoric and epistemic uncertainty in natural language.

## 2.2 Uncertainty Quantification for Classification

UQ for classification in deep learning has been extensively studied, particularly from Bayesian perspective. In this setting, instead of relying on a single deterministic label, we require a predictive probability distribution over classes. Formally, for an input  $x$ , a classifier parametrized by  $\theta$  outputs

$$p_{\theta}(y | x), \quad y \in \{1, \dots, K\},$$

which assigns a probability to each class. This probabilistic formulation allows the model not only to identify the most likely class but also to assess the degree of confidence assigned to each alternative, thereby enabling principled

quantification of uncertainty. A simple way to measure uncertainty from the predictive distribution is through the maximum predicted probability, which is defined as

$$p_b(x) = \max_{c \in \{1, \dots, K\}} p_\theta(y = c | x),$$

for a  $K$ -class classification problem. It reflects the model’s most confident class assignment. The corresponding uncertainty score is then given by  $U_{\text{MP}}(x) = 1 - p_b(x)$ , representing the degree of confidence the model assigns to its predicted class.

In this section, we highlight two representative perspectives that illustrate how uncertainty has been interpreted in classification: *entropy of the posterior predictive distribution*, which provides a standard probabilistic framework, and *pointwise Bayesian risk*, which frames uncertainty in terms of expected error. We then explain how these perspectives naturally lead to the uncertainty decomposition into aleatoric and epistemic components. Finally, we introduce approximation techniques that make UQ practically feasible in modern deep learning.

**Uncertainty as Entropy of Posterior Predictive Distribution.** The entropy of the posterior predictive distribution is widely employed as a measure of predictive uncertainty Houlisby et al. [2011], Schweighofer et al. [2024]. Given a dataset  $\mathcal{D}$  and a prior  $p(\mathbf{w})$  over model parameters, Bayes’ theorem provides the posterior distribution  $p(\mathbf{w} | \mathcal{D})$ . By integrating over the posterior, we obtain the posterior predictive distribution as  $p(y | \mathbf{x}, \mathcal{D}) = \mathbb{E}_{p(\mathbf{w} | \mathcal{D})}[p(y | \mathbf{x}, \mathbf{w})]$ . Its entropy  $H(p(y | \mathbf{x}, \mathcal{D}))$  is taken as the overall measure of predictive uncertainty. Following Cover and Thomas [2006], Schweighofer et al. [2023], entropy can be decomposed as

$$\underbrace{H(p(y | \mathbf{x}, \mathcal{D}))}_{\text{Total Uncertainty}} = \underbrace{\mathbb{E}_{p(\mathbf{w} | \mathcal{D})}[H(p(y | \mathbf{x}, \mathbf{w}))]}_{\text{Aleatoric Uncertainty}} + \underbrace{I(y, \mathbf{w} | \mathbf{x}, \mathcal{D})}_{\text{Epistemic Uncertainty}}.$$

The first expected entropy term is interpreted as aleatoric uncertainty, as it reflects the variability that persists even if the model parameters were known exactly, corresponding to randomness inherent in the data distribution. The second term, given by the mutual information of the posterior distribution, captures how much information about the model parameters  $\mathbf{w}$  is revealed through the prediction of  $y$ , is therefore associated with epistemic uncertainty.

**Uncertainty as Pointwise Bayes Risk.** Beyond the posterior-predictive perspective, Bayesian decision theory provides an alternative way to formalize predictive uncertainty by linking it to the concept of *risk* Kotelevskii et al. [2025], Vashurin et al. [2025b]. Given a predictive distribution  $\hat{p}_{\mathbf{w}}(y | \mathbf{x})$  and the true conditional distribution  $p(y | \mathbf{x})$ , the pointwise risk is defined as

$$R(\hat{p}_{\mathbf{w}} | \mathbf{x}) = \sum_{k=1}^K L(\hat{p}_{\mathbf{w}}(y | \mathbf{x}), k) p(y = k | \mathbf{x}),$$

where  $L(\cdot)$  is a loss function, commonly zero-one loss or cross-entropy. This measures the expected error with input  $\mathbf{x}$  under the true data-generating distribution and thus provides a natural way to connect predictive error with uncertainty. The pointwise risk can be decomposed as:

$$R(\hat{p}_{\mathbf{w}} | \mathbf{x}) = \underbrace{R_{\text{Bayes}}(\mathbf{x})}_{\text{Aleatoric Uncertainty}} + \underbrace{R_{\text{Excess}}(\hat{p}_{\mathbf{w}} | \mathbf{x})}_{\text{Epistemic Uncertainty}}.$$

Here, the Bayes risk is defined as:

$$R_{\text{Bayes}}(\mathbf{x}) = \sum_{k=1}^K L(p(y | \mathbf{x}), k) p(y = k | \mathbf{x}),$$

which depends only on the true conditional distribution  $p(y | \mathbf{x})$ . It expresses the degree of ambiguity inherent in the data itself independent of the model’s parameters or architecture, therefore interpreted as aleatoric uncertainty. In contrast, the excess risk

$$R_{\text{Excess}}(\hat{p}_{\mathbf{w}} | \mathbf{x}) = R(\hat{p}_{\mathbf{w}} | \mathbf{x}) - R_{\text{Bayes}}(\mathbf{x})$$

captures the additional error arising from finite data, limited capacity, or model misspecification. It quantifies the part of predictive uncertainty attributable to lack of knowledge about the true data distribution and is thus interpreted as epistemic uncertainty.

**Practical Bayesian Approximations in Deep Learning.** The decomposition of predictive uncertainty into aleatoric and epistemic components provides a useful theoretical framework, but it cannot be directly applied in practice because the true data distribution is unknown. As a result, a range of approximation techniques have been proposed He et al. [2025]. Bayesian neural networks approximate the posterior using techniques such as variational inference Blei et al. [2017], Hinton and van Camp [1993], Graves [2011], Laplace approximation Friston et al. [2007], or Markov

Chain Monte Carlo (MCMC) Hastings [1970]. More scalable alternatives include Monte Carlo dropout Gal and Ghahramani [2016], which applies dropout at inference time, resulting in different outputs across forward passes, and interprets this randomness as an approximation to Bayesian posterior sampling. Another approach is deep ensembles Lakshminarayanan et al. [2017], Mallick et al. [2022], where multiple independently trained networks are combined, and the diversity across their predictions provides an empirical approximation of parameter uncertainty. Finally, calibration methods such as temperature scaling adjust predictive probabilities to better align model confidence with empirical correctness. Together, these approaches demonstrate how Bayesian principles can be approximated in practice to provide useful estimates of uncertainty in deep learning.

### 2.3 Uncertainty Quantification for LLMs

UQ for LLMs presents unique challenges compared to that in deep learning classification tasks. In classification, the model usually follows a closed-set assumption, where a fixed number of labels are known in advance, and the model’s confidence or uncertainty can be estimated from the output probability distribution over these labels. In contrast, LLMs generate outputs in an open-ended space, where possible responses are virtually unbounded and cannot be reduced to a fixed label set. Another source of complexity is that LLMs rely on an auto-regressive architecture, where the model generates one token at a time based on the conditional distribution of the next token given the history. Unlike classification where uncertainty is typically derived from a single probability distribution over a fixed label set, auto-regressive generation produces a new distribution at every decoding step. As a result, uncertainty cannot be directly defined using the same approaches as in classification, since it must be considered across an evolving sequence of token-level distributions rather than a single output distribution.

Another key distinction arises from the role of the input prompt. In classification tasks, the input typically maps to a well-defined label space, whereas in LLMs, the prompt not only provides the question or context but also determines the task to be performed. An LLM can be used for question answering (QA), translation, summarization, reasoning, or open-domain conversation depending entirely on how the prompt is phrased. Furthermore, even within the same task, the prompt can be expressed in multiple ways, leading to variations in the model’s response behavior. This flexibility greatly expands the range of possible outputs but also complicates UQ, as the model must manage uncertainty across diverse and implicitly defined tasks.

**Levels of Uncertainty.** Beyond explaining how UQ for LLM is different from UQ for classification tasks, we clarify what object uncertainty is defined over in the context of LLMs. One natural formulation is to define an uncertainty score  $U(\mathbf{x}, \mathbf{y})$  for a query–answer pair, where  $\mathbf{x}$  is the input prompt and  $\mathbf{y}$  is the output generation. This pair-level definition is intuitive, as it evaluates how uncertain the model is about producing a specific response to a given query. Alternatively, some methods assign an uncertainty score directly to a query  $\mathbf{x}$ , without conditioning on any specific generation. This query-level uncertainty score reflects how likely the model is to produce unreliable or inconsistent responses to input  $\mathbf{x}$ .

### 2.4 Hallucination Problem

Hallucination in LLMs refers to the generation of content that is factually incorrect or not grounded by the provided context. Such outputs hinder model reliability and raise safety concerns for real-world deployment, particularly in high-stakes domains such as healthcare, finance, law, or education. Prior work has categorized types of hallucination Huang et al. [2025a].

**Factuality Hallucination.** Factuality hallucination can be broadly categorized into *factual contradiction* and *factual fabrication*. Factual contradiction refers to cases where the model generates statements that conflict with real-world facts. Such contradictions can arise at any stage of the model’s use of factual knowledge, including storing, processing, and generating. Factual contradiction includes cases where the model outputs incorrect entities, as well as cases where it generates incorrect relations between entities. In contrast, *factual fabrication* refers to cases where the model invents information that does not exist in reality and presents it as if it were true. This includes cases where the model produces claims that are entirely unverifiable by any available sources, as well as exaggerated or overgeneralized outputs.

**Faithfulness Hallucination.** Faithfulness hallucination arises when a model’s outputs fail to remain consistent with the input prompt, the given context, or logical reasoning. From this perspective, it can be divided into three subtypes. *Instruction inconsistency* occurs when the model’s response deviates from the prompt instruction, generating unintended outputs. *Context inconsistency* refers to cases where the model relies on its own parametric knowledge and disregards or contradicts the provided contextual information. *Logical inconsistency* arises when the model’s reasoning contains internal contradictions, either among intermediate steps or between the reasoning process and the final answer.

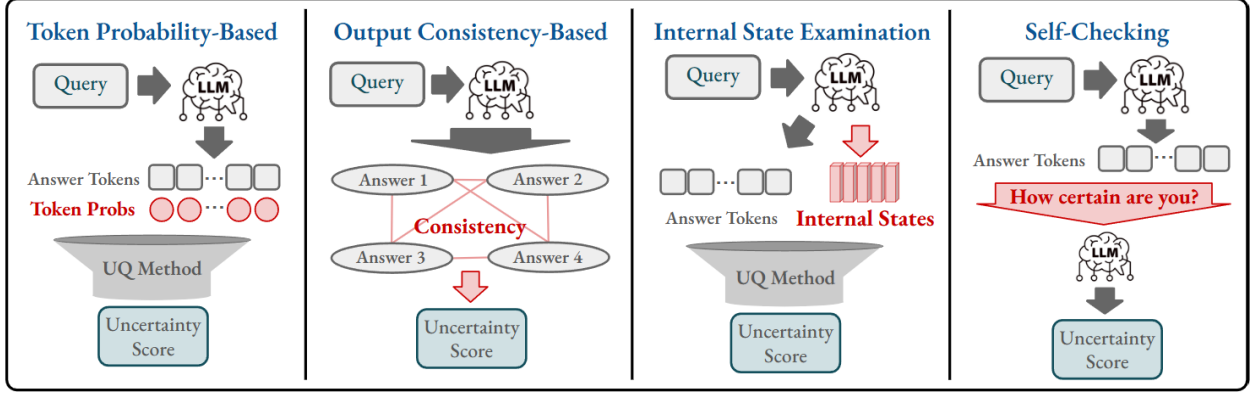


Figure 3: Categorization of uncertainty quantification methods based on conceptual approaches.

## 2.5 Uncertainty Quantification for Hallucination Detection

Recent studies show that LLMs tend to generate plausible but false answers when they are uncertain, rather than admitting their inability to provide valid outputs Kalai et al. [2025]. Another line of evidence further suggests that low-confidence situations are more likely to produce hallucinations, as they generate answers regardless of a lack of knowledge or unstable reasoning. Huang et al. [2025b]. This motivates the use of UQ as natural basis for hallucination detection, since predictive uncertainty can serve as a useful signal for identifying unreliable outputs. In practice, UQ is used as hallucination detector by setting a threshold on predictive uncertainty and making a binary decision about whether a given output should be flagged as a hallucinated output Bakman et al. [2025b].

In terms of implementation, UQ can be realized through multiple approaches, including token-level probability and entropy measures, consistency checks across multiple outputs, probing of internal model states, and self-evaluation mechanisms. We provide a detailed classification of these methods in Section 3.

## 3 Classification of UQ Methods

UQ methods can be distinguished along multiple dimensions, depending on how they approach uncertainty and how it is measured. In this section, we provide a systematic categorization of existing UQ methods and highlight the key insights of each category. Specifically, we introduce four independent axes of classification: *conceptual approach*, *sampling requirement*, *model accessibility*, and *training reliance*. Every method has a position on each of the four axes, reflecting its specific characteristics across these dimensions. This framework captures the diversity of UQ methods more precisely and clarifies how different approaches relate to one another. Table 1 summarizes existing methods by positioning them along these axes, thereby providing a structured categorization of the current UQ literature.

### 3.1 Conceptual Approaches

Uncertainty quantification can be approached through diverse conceptual perspectives, depending on what aspect of the model or its outputs is used to estimate uncertainty. We classify UQ methods according to their conceptual approaches into four groups, as illustrated in Figure 3: (i) *Token probability-based methods*, which estimate uncertainty directly from token probability distributions; (ii) *Output consistency-based methods*, which assess uncertainty by examining the agreement or diversity among multiple outputs for a given input; (iii) *Internal state examination methods*, which analyze intermediate model activations to detect potential errors; and (iv) *Self-checking methods*, in which the model evaluates the correctness of its own generations using auxiliary prompts or strategies. While these groups provide a clear categorization, it is important to note that some methods may simultaneously belong to more than one category.

**Token Probability-based Methods.** The most straightforward way to estimate uncertainty in LLMs is to utilize the probabilities of tokens in the generated sequence. A natural measure of confidence for a response  $\mathbf{y}$  given a query  $\mathbf{x}$  is the *conditional sequence probability (CSP)*, defined as the log-probability of the entire generation:

$$\text{CSP}(\mathbf{y}, \mathbf{x}) = \log P(\mathbf{y} | \mathbf{x}) = \sum_{j=1}^L \log P(y_j | \mathbf{y}_{<j}, \mathbf{x}), \quad (1)$$

where  $L$  denotes the length of the generation and  $\mathbf{y}_{<j}$  represents the previous tokens up to  $j - 1$ . This formulation captures the intuition that a sequence with higher probability indicates lower uncertainty, serving as the foundation for a variety of methods that build directly on token-level probabilities.

**Output Consistency-based Methods.** The underlying intuition of output-consistency-based methods is that inconsistent responses to the same prompt indicate higher uncertainty. Accordingly, multiple generations are sampled for a given query, and their degree of alignment is examined to estimate uncertainty. In practice, such methods often measure the similarity between text fragments using NLI (natural language inference) scores to classify the relationship between two outputs as entailment, neutral, or contradiction. This principle provides a simple yet versatile foundation for methods that infer uncertainty from the variability of generated outputs.

**Internal State Examination Methods.** Uncertainty can also be estimated by analyzing internal signals from LLMs, such as hidden states, attention weights, or other intermediate representations that reflect the model’s internal processing. *Hidden states* refer to the embedding vectors from intermediate decoder layers for each generated token, reflecting how the model internally interprets the input during processing. The intuition of using hidden states for UQ is that embeddings from hallucinated and factual responses occupy different regions in the feature space, enabling their separation. *Attention weights* are the lower-triangular matrices that describe how each token attends to previous tokens during generation. Attention weight-based methods leverage the observation that the model attends differently when generating hallucinations compared to truthful responses, allowing attention patterns to be used as signals for uncertainty quantification. These internal representations provide rich signals for assessing uncertainty, uncovering how internal processing relates to generative reliability.

**Self-Checking Methods.** Self-checking approaches estimate uncertainty by directly querying the LLM about the reliability of its own generations. Instead of relying on auxiliary signals such as token probabilities or internal states, these methods depend solely on the model’s ability to assess the uncertainty of its own outputs. In practice, this often involves prompting the model to justify or rate its answer, or to generate alternative answers for cross-validation. While highly flexible and applicable, this strategy may also inherit the model’s biases, making it less reliable. Nevertheless, self-checking provides a distinct paradigm that frames uncertainty quantification as a meta-reasoning task performed by the model itself.

### 3.2 Sampling Requirement

UQ methods can also be categorized by whether they require a single model output or multiple samples. Some methods require only one generation to assign an uncertainty score. As they require only one inference pass, these methods are computationally efficient and directly provide an uncertainty estimate for the specific output without reference to additional samples. Other approaches involve multiple outputs to quantify uncertainty. They examine the collective behavior of sampled responses, such as diversity, variability or alignment among the outputs. While this approach increases computational cost due to repeated inference, it often yields more reliable estimates, and using a larger number of samples can further improve the stability of the resulting scores.

### 3.3 Model Accessibility (Black-box, Gray-box, White-box)

Another important axis for categorizing uncertainty quantification methods is the level of access to the underlying model. We can broadly distinguish three settings: *black-box*, *gray-box*, and *white-box*.

**Black-box models.** In black-box scenarios, the model provides only its output generations without revealing any internal details, for security and proprietary reasons. Restricted to only the responses without any further information, uncertainty can be quantified by analyzing output diversity across multiple generations or by prompting the model for self-assessment.

**Gray-box models.** Gray-box models provide limited access to internal signals beyond the raw output text. For example, they may expose token-level probabilities or logits, partial embedding representations, or other selectively available information. UQ methods in this setting leverage these additional signals to produce finer-grained estimates than black-box approaches, while still avoiding the heavy resource demands of full white-box access.

**White-box models.** White-box scenarios enable a richer set of uncertainty quantification techniques that directly exploit the model’s intermediate representations, attention weights, or parameter-level information. While such approaches often provide deeper insights and stronger signals, they require hosting the model locally, which may not be available for all models.

UQ Methods	Conceptual Approach	Sampling Requirement	Model Accessibility (Black-, Gray-, White-box)	Training Reliance
LNS Malinin and Gales [2021]	Token Prob.	Single	Gray-box	No
Entropy Malinin and Gales [2021]	Token Prob.	Multiple	Gray-box	No
Semantic Entropy Kuhn et al. [2023]	Token Prob., Output Consistency	Multiple	Gray-box	No
SentSAR Duan et al. [2024]	Token Prob.	Multiple	Gray-box	No
MARS Bakman et al. [2024]	Token Prob.	Single	Gray-box	No
TokenSAR Duan et al. [2024]	Token Prob.	Single	Gray-box	No
SAR Duan et al. [2024]	Token Prob.	Multiple	Gray-box	No
LARS Yaldiz et al. [2024]	Token Prob.	Single	Gray-box	Yes
PMI Takayama and Arase [2019]	Token Prob.	Single	Gray-box	No
CPMI van der Poel et al. [2022]	Token Prob.	Single	Gray-box	No
KLE Nikitin et al. [2024]	Output Consistency	Multiple	Black-box	No
SumEigenV Lin et al. [2024b]	Output Consistency	Multiple	Black-box	No
Degree Matrix Lin et al. [2024b]	Output Consistency	Multiple	Black-box	No
Eccentricity Lin et al. [2024b]	Output Consistency	Multiple	Black-box	No
Self-Detection Zhao et al. [2024]	Output Consistency	Multiple	Black-box	No
MI Estimator Abbasi-Yadkori et al. [2024]	Output Consistency	Multiple	Black-box	No
Semantic Density Qiu and Miikkulainen [2024]	Output Consistency	Multiple	Black-box	No
CoCoA Vashurin et al. [2025b]	Token Prob., Output Consistency	Multiple	Gray-box	No
MD Lee et al. [2018]	Internal State Examination	Single	White-box	No
CSL Lin et al. [2024a]	Internal State Examination	Single	White-box	No
INSIDE Chen et al. [2024a]	Internal State Examination	Multiple	White-box	No
Attention Scores Sriramanan et al. [2024]	Internal State Examination	Single	White-box	No
SAPLMA Azaria and Mitchell [2023]	Internal State Examination	Single	White-box	Yes
Lookback Lens Chuang et al. [2024]	Internal State Examination	Single	White-box	Yes
Feature-Gaps Bakman et al. [2025a]	Internal State Examination	Single	White-box	Yes
Focus Zhang et al. [2023]	Internal State Examination	Single	White-box	No
RAUQ Vazhentsev et al. [2025]	Internal State Examination	Single	White-box	No
HaloScope Du et al. [2024]	Internal State Examination	Multiple	White-box	Yes
SEPs Kossen et al. [2024]	Internal State Examination	Multiple	White-box	Yes
UQAC Li et al. [2025]	Internal State Examination	Single	White-box	No
Factoscope He et al. [2024]	Internal State Examination	Single	White-box	Yes
P(True) Kadavath et al. [2022]	Self-Checking	Single	Black-box	No
Verbalized Confidence Tian et al. [2023]	Self-Checking	Single	Black-box	No
Cross-Examination Cohen et al. [2023]	Self-Checking, Output Consistency	Multiple	Black-box	No
BS Detector Chen and Mueller [2024]	Self-Checking, Output Consistency	Multiple	Black-box	No

Table 1: UQ methods categorized along four axes: *conceptual approach*, *sampling requirement*, *model accessibility*, and *training reliance*.

### 3.4 Training Reliance

We categorize UQ methods in terms of their reliance on training: supervised methods and unsupervised methods. This distinction is crucial, as training-required methods introduce additional considerations such as the availability of training data including both inputs and labels, transferability across domains, and their adaptability across models.

**Supervised Methods.** Supervised UQ approaches rely on a labeled dataset and training a comparatively small model to quantify uncertainty. Some of these approaches utilize synthetic datasets created by prompting LLMs to generate both faithful and hallucinated outputs. Features are then extracted from either the model’s internal states or its outputs, and used to train a supervised predictive model for estimating uncertainty. The key advantage of supervised methods lies in their strong performance, as they can directly learn mappings from input features to uncertainty levels using labeled data. In addition, they offer flexibility to design specialized uncertainty quantifiers that can be tailored to particular domains or tasks, provided that domain-specific training data is available. However, their reliance on training data introduces challenges in terms of scalability and transferability across domains and models, as well as the practical difficulty of obtaining high-quality labeled datasets for uncertainty estimation.

**Unsupervised Methods.** In contrast, unsupervised approaches do not require additional training or labeled dataset. These training-free methods estimate uncertainty directly from the generative behavior of the LLM, for example by analyzing token probabilities or intrinsic signals, or examining the consistency of generated outputs. As these methods avoid supervised training, unsupervised methods are less susceptible to dataset-specific biases and are generally more robust to distribution shifts. Moreover, they are often more computation-efficient, as they eliminate the need for dataset construction and model retraining. However, the main limitation is that these methods may provide less accurate or less task-specialized uncertainty estimates compared to supervised approaches.

## 4 Uncertainty Quantification Methods

In this section, we provide a brief overview of representative uncertainty quantification methods. For each approach, we highlight its core idea and main characteristics. Here, we follow the categorization of the methods according to *conceptual approaches* defined in Section 3.1, assigning each method to the category that best reflects its primary insight.

### 4.1 Token Probability-based Methods

**Length Normalized Scoring (LNS)** Malinin and Gales [2021] computes the average log-probability of each token in the generated sequence:

$$\log \tilde{P}(\mathbf{y}|\mathbf{x}, \theta) = \frac{1}{L} \sum_{l=1}^L \log P(y_l | \mathbf{y}_{<l}, \mathbf{x}; \theta), \quad (2)$$

where  $P(\mathbf{y}|\mathbf{x}, \theta)$  represents the probability of the generated sequence  $\mathbf{y}$  (of length  $L$ ), and  $\mathbf{y}_{<l} \triangleq \{y_1, y_2, \dots, y_{l-1}\}$  denotes the tokens generated before token  $y_l$ . We note that **perplexity** measures the same quantity as LNS but in the exponential scale, and is defined as:

$$\text{Perplexity}(\mathbf{y}) = \exp \left( -\frac{1}{L} \sum_{l=1}^L \log P(y_l | \mathbf{y}_{<l}, \mathbf{x}; \theta) \right). \quad (3)$$

**Entropy** Malinin and Gales [2021] estimates uncertainty by sampling multiple generations for a given query  $\mathbf{x}$ , computing the LNS for each sample, and averaging over them. This approach corresponds to a Monte Carlo approximation over the generation space:

$$\mathcal{H}(\mathbf{x}, \theta) \approx -\frac{1}{B} \sum_{b=1}^B \log \tilde{P}(\mathbf{y}_b | \mathbf{x}, \theta), \quad (4)$$

where  $B$  represents the number of sampled generations.

**Semantic Entropy** Kuhn et al. [2023] refines entropy quantification by leveraging the semantic meanings of sampled generations. Instead of treating all generations equally, it clusters semantically equivalent responses and computes entropy based on the probability distribution over clusters:

$$\text{SE}(\mathbf{x}, \theta) = -\frac{1}{|C|} \sum_{i=1}^{|C|} \ln P(c_i | \mathbf{x}, \theta), \quad (5)$$

where  $c_i$  denotes a semantic cluster, and  $C$  represents the set of all clusters.

Similarly, **SentSAR** Duan et al. [2024] computes pairwise similarities between generations and assigns higher entropy weights to sentences that are more similar to others. This method can be interpreted as a weighted version of Semantic Entropy. Instead of binary entailment decisions, SentSAR assigns a continuous similarity score to each sentence.

**MARS** Bakman et al. [2024] and **TokenSAR** Duan et al. [2024] enhance entropy-based scoring by incorporating the contribution of individual tokens to the overall meaning. These approaches refine probability-based scoring by weighting token probabilities differently:

$$\bar{P}(\mathbf{y}|\mathbf{x}, \theta) = \prod_{l=1}^L P(y_l | \mathbf{y}_{<l}, \mathbf{x}; \theta)^{w(\mathbf{y}, \mathbf{x}, L, l)}, \quad (6)$$

where  $w(\mathbf{y}, \mathbf{x}, L, l)$  represents the token weight assigned by MARS or TokenSAR. These methods aim to emphasize tokens that directly contribute to answer the query (MARS) or are semantically significant (TokenSAR). **SAR** extends this approach by combining TokenSAR and SentSAR.

**LARS** Yaldiz et al. [2024] introduces a trainable scoring model. LARS employs an encoder-only transformer that takes as input the query, the generated response tokens, and their corresponding probabilities, and outputs a reliability score. To integrate probabilities into the same embedding space as text tokens, each token probability is discretized, allowing the model to jointly process linguistic and probabilistic signals within a unified sequence.

**Pointwise Mutual Information (PMI)** Takayama and Arase [2019] compares the likelihood of a token under the language model and under the source-conditioned model. For a generated sequence  $\mathbf{y} = (y_1, \dots, y_L)$  given source  $\mathbf{x}$ ,

the mean PMI is defined as

$$\text{PMI}(\mathbf{y}, \mathbf{x}; \theta) = \frac{1}{L} \sum_{l=1}^L \log \frac{P(y_l | \mathbf{y}_{<l}, \theta)}{P(y_l | \mathbf{y}_{<l}, \mathbf{x}, \theta)}, \quad (7)$$

which reflects the degree to which the generated tokens are supported by the source.

**Conditional PMI (CPMI)** van der Poel et al. [2022] extends PMI by incorporating model uncertainty measured through conditional entropy. When the entropy of the next-token distribution  $H(y_l | \mathbf{y}_{<l}, \mathbf{x}, \theta)$  exceeds a threshold  $\tau$ , the uncertainty is measured as

$$\begin{aligned} \text{CPMI}(\mathbf{y}, \mathbf{x}; \theta) = & -\frac{1}{L} \sum_{l=1}^L \log P(y_l | \mathbf{y}_{<l}, \mathbf{x}, \theta) \\ & + \frac{\lambda}{L} \sum_{l: H(y_l | \mathbf{y}_{<l}, \mathbf{x}, \theta) \geq \tau} \log P(y_l | \mathbf{y}_{<l}, \theta), \end{aligned} \quad (8)$$

where  $\lambda > 0$  is a tunable parameter controlling the influence of the marginal probability.

## 4.2 Output Consistency-based Methods

**Kernel Language Entropy (KLE)** Nikitin et al. [2024] quantifies uncertainty using the von Neumann entropy (VNE) of the semantic kernel  $K_{sem}$ , which is constructed from LLM generations  $\mathbf{y}_1, \dots, \mathbf{y}_N$  and the input  $\mathbf{x}$ :

$$KLE(x) = VNE(K_{sem}). \quad (9)$$

A semantic graph is first defined where edges encode pairwise entailment dependencies between output sequences:

$$W_{ij} = f(NLI(\mathbf{y}_i, \mathbf{y}_j), NLI(\mathbf{y}_j, \mathbf{y}_i)). \quad (10)$$

The graph Laplacian is computed as  $L = D - W$ , where the degree matrix  $D$  is defined as:

$$D_{ii} = \sum_{j=1}^{|V|} W_{ij}. \quad (11)$$

Then, a heat kernel  $K_t = e^{-tL}$ . To obtain a unit-trace positive semidefinite kernel, we apply the following normalization:

$$K(x, y) \leftarrow K(x, y)(K(x, x)K(y, y))^{-1/2}/N, \quad (12)$$

where  $N$  is the size of  $K$ . Finally, the kernel entropy is computed using the von Neumann entropy (VNE):

$$VNE(A) \triangleq -\text{Tr}[A \log A]. \quad (13)$$

**SumEigenV** Lin et al. [2024b] is computed using the Laplacian matrix  $L$ :

$$L \triangleq I - D^{-\frac{1}{2}} W D^{-\frac{1}{2}}. \quad (14)$$

The final SumEigenV score is defined as:

$$\text{SumEigV} = \sum_{k=1}^N \max(0, 1 - \lambda_k), \quad (15)$$

where  $\lambda_1, \dots, \lambda_N$  are the eigenvalues of the Laplacian matrix  $L$ . Using the same degree matrix  $D$ , we define **Degree Matrix Uncertainty** and **Degree-Matrix-C** Lin et al. [2024b] for a given generation  $j$  as:

$$\text{Degree Matrix Uncertainty} = \frac{\text{trace}(mI - D)}{m^2}, \quad (16)$$

$$\text{Degree Matrix-C} = \frac{D_{j,j}}{m}. \quad (17)$$

**Eccentricity Uncertainty** and **Eccentricity-C** Lin et al. [2024b] are computed as follows. First, we obtain the smallest  $k$  eigenvectors,  $\mathbf{u}_1, \dots, \mathbf{u}_k$ . For each generation  $j$ , we construct the vector  $\mathbf{v}_j = [u_{1,j}, \dots, u_{k,j}]$ . Then, the uncertainty measures are defined as:

$$\begin{aligned} \text{Eccentricity Uncertainty} &= \|\mathbf{v}_1^\top, \dots, \mathbf{v}_N^\top\|_2, \\ \text{Eccentricity-C} &= -\|\mathbf{v}_j'\|_2. \end{aligned} \quad (18)$$

where  $\mathbf{v}'_j = \mathbf{v}_j - \frac{1}{m} \sum_{j'=1}^m \mathbf{v}_{j'}$ .

**Self Detection** Zhao et al. [2024] paraphrases each question five times and clusters the generations based on entailment relationships. An entropy score is then computed over these clusters as follows:

$$\text{Self Detection Entropy} = - \sum_{c_i \in C} \frac{|c_i|}{N_q} \ln \left( \frac{|c_i|}{N_q} \right), \quad (19)$$

where  $C$  represents the set of clusters and  $N_q$  is the number of paraphrased questions.

**Mutual Information (MI) Estimator** Abbasi-Yadkori et al. [2024] quantifies epistemic uncertainty by computing the mutual information between the empirical joint distribution of model outputs  $\tilde{Q}$  and the product of its marginals  $\tilde{Q}^{\otimes}$ :

$$I(\tilde{Q}) = D_{\text{KL}}(\tilde{Q} \parallel \tilde{Q}^{\otimes}). \quad (20)$$

The estimator replaces the true distribution with an empirical distribution  $\hat{\mu}$ , constructed from these sampled generations, along with its product of marginals  $\hat{\mu}^{\otimes}$ . The mutual information is then approximated as

$$\hat{I}_k(\gamma_1, \gamma_2) = \sum_{i \in U} \hat{\mu}(X_i) \ln \frac{\hat{\mu}(X_i) + \gamma_1}{\hat{\mu}^{\otimes}(X_i) + \gamma_2}, \quad (21)$$

where  $U$  denotes the set of unique sampled outputs, and  $(\gamma_1, \gamma_2)$  are smoothing terms that account for unseen events and ensure stability.

**Semantic Density (SD)** Qiu and Miikkulainen [2024] quantifies confidence by estimating how densely a response is supported in semantic space. Given a prompt  $\mathbf{x}$  and a target response  $\mathbf{y}^*$  with embedding  $\mathbf{v}^* = E(\mathbf{y}^*|\mathbf{x})$ , a set of  $M$  reference responses  $\{\mathbf{y}_i\}_{i=1}^M$  with embeddings  $\mathbf{v}_i = E(\mathbf{y}_i|\mathbf{x})$  is sampled from the LLM. The semantic density of  $\mathbf{y}^*$  is defined as

$$\text{SD}(\mathbf{y}^*|\mathbf{x}) = \frac{1}{\sum_{i=1}^M p(\mathbf{y}_i|\mathbf{x})} \sum_{i=1}^M p(\mathbf{y}_i|\mathbf{x}) K(\mathbf{v}^* - \mathbf{v}_i), \quad (22)$$

where  $p(\mathbf{y}_i|\mathbf{x})$  denotes the sequence probability of  $\mathbf{y}_i$  and  $K(\cdot)$  is a kernel function measuring semantic similarity. A higher density indicates that  $\mathbf{y}^*$  lies close to other high-probability responses, thus implying higher confidence.

**CoCoA** Vashurin et al. [2025b] quantifies uncertainty by combining token-probability-based confidence with output-consistency-based semantic similarity. Confidence is measured as  $1 - p(\mathbf{y}^*|\mathbf{x})$ , where  $p(\mathbf{y}^*|\mathbf{x})$  is the model-assigned probability of the output sequence, while consistency is estimated from the semantic similarity between the evaluated sequence and multiple sampled generations. Given  $M$  sampled generations  $\{\mathbf{y}^{(i)}\}_{i=1}^M$ , the uncertainty of an evaluated output  $\mathbf{y}^*$  is defined as

$$\hat{U}_{\text{CoCoA}}(\mathbf{y}^*|\mathbf{x}) = (1 - p(\mathbf{y}^*|\mathbf{x})) \cdot \frac{1}{M} \sum_{i=1}^M (1 - s(\mathbf{y}^*, \mathbf{y}^{(i)})), \quad (23)$$

where  $s(\mathbf{y}^*, \mathbf{y}^{(i)}) \in [0, 1]$  represents a semantic similarity function between outputs.

### 4.3 Internal State Examination Methods

**Mahalanobis Distance (MD)** Lee et al. [2018] estimates uncertainty by measuring how far a test representation lies from the distribution of training representations. Let  $\mathbf{h}(\mathbf{x})$  denote the hidden representation of an input  $\mathbf{x}$ . Assuming a Gaussian distribution over the training representations with empirical mean vector  $\boldsymbol{\mu}$  and empirical covariance matrix  $\boldsymbol{\Sigma}$ , the Mahalanobis distance is defined as

$$\text{MD}(\mathbf{x}) = (\mathbf{h}(\mathbf{x}) - \boldsymbol{\mu})^\top \boldsymbol{\Sigma}^{-1} (\mathbf{h}(\mathbf{x}) - \boldsymbol{\mu}). \quad (24)$$

**Contextualized Sequence Likelihood (CSL)** Lin et al. [2024a] refines the standard sequence likelihood by reweighting token probabilities with attention-derived importance scores. Given a generated sequence  $\mathbf{y} = (y_1, \dots, y_n)$  and input  $\mathbf{x}$ , the contextualized score is defined as

$$\text{CSL}(\mathbf{y}, \mathbf{x}) = \sum_{i=1}^n w_i l_i, \quad w_i = \frac{a_i}{\sum_{j=1}^n a_j}, \quad (25)$$

where  $l_i = \log \hat{p}(y_i | \mathbf{y}_{<i}, \mathbf{x})$  is the logit of token  $y_i$ , and  $a_i$  denotes the attention weight assigned to  $y_i$ .

**INSIDE** Chen et al. [2024a] originally composed of two main parts: EigenScore and test time feature clipping. The former one manipulates the activation of each new token during the generation process, which we do not include in our implementation. EigenScore calculates the semantic divergence in the hidden states of the model over sampled generations. First, for  $B$  sampled generations, a covariance matrix is created  $\Sigma = \mathbf{Z}^T \cdot \mathbf{J} \cdot \mathbf{Z}$ . Here, each column of  $\mathbf{Z}$  is the middle layer hidden state of the last token a sampled generation, and  $\mathbf{J} = \mathbf{I}_d - \frac{1}{d} \mathbf{1}_d \mathbf{1}_d^T$ , while  $d$  being the hidden dimension. Then, the uncertainty score is calculated as follows:

$$\text{Inside}(x, \theta) = \frac{1}{B} \sum_i \log(\lambda_i) \quad (26)$$

where  $\lambda_i$ 's are the eigenvalues of the regularized covariance matrix  $\Sigma + \alpha \mathbf{I}_K$ .

**Attention Scores** Sriramanan et al. [2024] compute the log-determinant of the attention matrices across all heads of selected layers and sum them. This computation can be efficiently performed by summing the logarithm of the diagonal elements of each attention kernel:

$$-\log \det(\text{Ker}_i) = -\sum_{j=1}^m \log \text{Ker}_i^{jj}, \quad (27)$$

where  $\text{Ker}_i$  represents the attention kernel matrix of head  $i$ .

**SAPLMA** Azaria and Mitchell [2023] builds on the observation that hidden layers encode signals about whether a language model internally treats a statement as true or false, and trains an MLP-based classifier on hidden representations  $\mathbf{h}(\mathbf{x})$  from a selected LLM layer to predict uncertainty of an input query  $\mathbf{x}$ .

$$F(\mathbf{h}(\mathbf{x})) = \sigma(\mathbf{W}^T \mathbf{h}(\mathbf{x}) + b), \quad (28)$$

The classifier is trained on a dataset of true/false sentences spanning multiple topics.

**Lookback Lens** Chuang et al. [2024] detects uncertainty by leveraging attention distributions within the model. At each decoding step  $t$ , for head  $h$  in layer  $l$ , the lookback ratio is defined as

$$LR_t^{l,h} = \frac{A_t^{l,h}(\text{context})}{A_t^{l,h}(\text{context}) + A_t^{l,h}(\text{new})}, \quad (29)$$

where  $A_t^{l,h}(\text{context})$  and  $A_t^{l,h}(\text{new})$  denote the average attention weights assigned to the input context tokens and the newly generated tokens, respectively. The lookback ratios across all heads and layers are concatenated into a vector  $\mathbf{v}_t$ , and averaged over a span to form the aggregated lookback ratio vector  $\bar{\mathbf{v}}$ . A logistic regression classifier  $F$  is trained on  $\bar{\mathbf{v}}$  to predict whether the span is factual or hallucinated:

$$F(\bar{\mathbf{v}}) = \sigma(\mathbf{w}^T \bar{\mathbf{v}} + b). \quad (30)$$

**Feature-Gaps** Bakman et al. [2025a] computes epistemic uncertainty by approximating the hidden-state distance between the given model and an ideal model through a small set of semantically interpretable features. Specifically, the epistemic uncertainty term is upper-bounded by the norm of their hidden-state difference,  $U_{\text{epi}} \leq 2\|\mathbf{W}\| \|\mathbf{h}_t^* - \mathbf{h}_t\|$ , which is further expressed as a composition of *feature gaps* under the linear representation hypothesis:

$$\|\mathbf{h}_t^* - \mathbf{h}_t\| = \left\| \sum_{v_i \in \mathcal{H}} (\beta_i - \alpha_i) v_i \right\|, \quad (31)$$

where  $\mathcal{H}$  denotes a subset of latent semantic features that best approximate the model-ideal discrepancy. For contextual QA, three high-level features are used: *context reliance*, *context comprehension*, and *honesty*. Each feature vector  $v_i$  is extracted from contrastive prompts (e.g., “use your own knowledge” vs. “look at the context”) and identified through PCA. Finally, the epistemic uncertainty score is computed as a linear combination of the three feature representations, where each feature’s contribution is scaled by a learned coefficient.

**Focus** Zhang et al. [2023] detects hallucinations by refining token-level uncertainty scores and aggregating them with a stronger focus on informative tokens. For each generated token  $t_i$ , the uncertainty score is computed as

$$h_i = -\log p_i(t_i) + H_i, \quad H_i = -\sum_{v \in V} p_i(v) \log p_i(v), \quad (32)$$

where  $p_i(v)$  denotes the probability of generating token  $v$  at position  $i$  over the vocabulary  $V$ . As hallucination propagates to subsequent tokens, token-level uncertainty is adjusted as

$$h'_j = h_j + \sum_{i < j} A_{ji} h_i, \quad (33)$$

where  $A_{ji}$  is the attention weight from token  $t_j$  to  $t_i$ . Next, token scores are reweighted according to their estimated importance  $\tilde{h}_i = w_i h'_i$ , where  $w_i$  reflects token properties such as entity type or inverse document frequency, assigning higher weights to semantically salient or rare tokens. Finally, the sentence-level hallucination score is obtained by aggregating the adjusted token scores  $H(r) = \frac{1}{N} \sum_{i=1}^N \tilde{h}_i$ , where  $N$  is the number of tokens in the response  $r$ .

**Recurrent Attention-based Uncertainty Quantification (RAUQ)** Vazhentsev et al. [2025] is an unsupervised method that estimates uncertainty by weighting token probabilities with attention signals from selected *uncertainty-aware* heads and accumulating them recurrently across the sequence. For each generated sequence  $\mathbf{y} = (y_1, \dots, y_N)$  given input  $\mathbf{x}$ , a recurrent confidence score is computed as

$$c_l(y_i) = \begin{cases} P(y_i | \mathbf{x}), & i = 1, \\ \alpha P(y_i | y_{<i}, \mathbf{x}) + (1 - \alpha) a_{i,i-1}^{l,h_l} c_l(y_{i-1}), & i > 1, \end{cases} \quad (34)$$

where  $a_{i,i-1}^{l,h_l}$  is the attention weight from token  $y_i$  to  $y_{i-1}$  in the selected head  $h_l$  of layer  $l$ , and  $\alpha$  is a tunable parameter. The layer-wise sequence uncertainty is then defined as

$$u_l(\mathbf{y}) = -\frac{1}{N} \sum_{i=1}^N \log c_l(y_i), \quad (35)$$

and the final uncertainty score aggregates across layers by

$$u(\mathbf{y}) = \max_{l \in L} u_l(\mathbf{y}), \quad (36)$$

where  $L$  denotes the set of informative layers.

**HaloScope** Du et al. [2024] estimates uncertainty for hallucination detection by separating reliable and hallucinated generations in the representation space of LLMs. Given an unlabeled mixture distribution of truthful and hallucinated responses, embeddings  $\mathbf{f}_i$  are extracted from the LLM and factorized using singular value decomposition (SVD). Then membership estimation score is then computed as the projection norm of  $\mathbf{f}_i$  onto the top- $k$  singular vectors:

$$\zeta_i = \frac{1}{k} \sum_{j=1}^k \sigma_j \cdot \langle \mathbf{f}_i, \mathbf{v}_j \rangle^2, \quad (37)$$

where  $\mathbf{v}_j$  and  $\sigma_j$  are the  $j$ -th singular vector and singular value, respectively. Since hallucinated generations tend to exhibit larger variance in the embedding space, the leading singular vectors are assumed to capture hallucination-related directions, which indicates that a higher score indicates stronger alignment with the hallucination subspace. Using these scores, samples are partitioned into pseudo-labeled sets (truthful vs. hallucinated), and a binary classifier is trained with embeddings  $\mathbf{f}_i$  as input and the pseudo-labels derived from  $\zeta_i$  as labels.

**Semantic Entropy Probes (SEPs)** Kossen et al. [2024] approximate semantic uncertainty by training lightweight probes on hidden states of LLMs. Given an input query  $\mathbf{x}$ , the model generates a response and the hidden state  $\mathbf{h}_p^l(\mathbf{x})$  from layer  $l$  and token position  $p$  is extracted. These representations are paired with semantic entropy scores  $H_{\text{SE}}(\mathbf{x})$  computed from sampled generations. A linear classifier  $F$  is trained to predict the level of semantic entropy:

$$F(\mathbf{h}_p^l(\mathbf{x})) = \sigma(\mathbf{w}^\top \mathbf{h}_p^l(\mathbf{x}) + b), \quad (38)$$

where the supervision signal is derived from binarized semantic entropy values.

**Uncertainty Quantification with Attention Chain (UQAC)** Li et al. [2025] is designed to address the overconfidence problem that arises in long reasoning chains of LLMs. It quantifies uncertainty by tracing semantically crucial tokens in the reasoning process. Given an instruction sequence  $\mathbf{x}_{\text{instr}}$ , a response is decomposed into a reasoning sequence  $\mathbf{x}_{\text{cot}}$  and a final answer  $\mathbf{x}_{\text{ans}}$ . UQAC constructs an attention chain  $\mathbf{x}_{\text{attn}} \subset \mathbf{x}_{\text{cot}}$  by backtracking attention weights from  $\mathbf{x}_{\text{ans}}$ . The chain is refined through similarity filtering and probability thresholding to obtain a reduced set  $S$  of reasoning paths. The model confidence is then approximated by marginalizing over  $S$ :

$$\tilde{P}(\mathbf{x}_{\text{ans}} | \mathbf{x}_{\text{instr}}) = \sum_{\mathbf{x}'_{\text{attn}} \sim S} P(\mathbf{x}_{\text{ans}}, \mathbf{x}'_{\text{attn}} | \mathbf{x}_{\text{instr}}). \quad (39)$$

**Factoscope** He et al. [2024] detects factuality by extracting intermediate signals from LLMs and learning to distinguish factual from non-factual patterns. Given an input sequence  $\mathbf{x}$  and its generated output  $\mathbf{y}$ , the method collects activation maps  $A$ , final output ranks  $R$ , top- $k$  output indices  $T_k$ , and top- $k$  output probabilities  $P_k$  across layers. These signals are transformed into embeddings through sub-models and integrated into a mixed representation  $\mathbf{E}_{\text{mixed}}$ . A Siamese

network is then trained with triplet margin loss to separate factual from non-factual outputs. The factuality score for a test output is determined by nearest-neighbor comparison with a support set:

$$\hat{y} = \arg \min_i \text{Dist}(\mathbf{E}_{\text{test}}, \mathbf{E}_{\text{sup}_i}), \quad (40)$$

where  $\mathbf{E}_{\text{test}}$  is the mixed embedding of the test output and  $\mathbf{E}_{\text{sup}_i}$  are embeddings from the labeled support set.

#### 4.4 Self-Checking Methods

**Ptrue** Kadavath et al. [2022] measures uncertainty by evaluating the probability assigned to the tokens corresponding to the words “True” and “False” when the model is asked whether its response is correct.

**Verbalized Confidence** Tian et al. [2023] prompts the model to explicitly state its confidence in the correctness of a response as a numerical score between 0 and 100 for a given question-response pair.

**Cross-Examination** Cohen et al. [2023] proposes a framework where separate LLMs take on different roles as an *Examinee* and an *Examiner*. Given a query, the examinee produces a claim, and the examiner is prompted to ask questions in multi-turn interactions in order to reveal contradiction between the responses. Through this process, factual errors in the original claim can be detected based on inconsistencies identified during the examination.

**BS Detector** Chen and Mueller [2024] quantifies uncertainty by combining observed consistency across multiple sampled responses with self-reflection certainty elicited from the model itself. Given an input  $\mathbf{x}$  and a generated answer  $\mathbf{y}$ ,  $k$  additional responses  $\{\mathbf{y}_i\}_{i=1}^k$  are sampled from the LLM. Observed consistency  $O$  is computed by measuring semantic similarity between  $\mathbf{y}$  and each  $\mathbf{y}_i$ , using both natural language inference (NLI) contradiction scores and an indicator function:

$$o_i = \alpha s_i + (1 - \alpha) r_i, \quad O = \frac{1}{k} \sum_{i=1}^k o_i, \quad (41)$$

where  $s_i$  is the NLI-based similarity,  $r_i = \mathbb{1}[\mathbf{y} = \mathbf{y}_i]$ , and  $0 \leq \alpha \leq 1$ . Self-reflection certainty  $S$  is obtained by prompting the LLM with follow-up questions about the correctness of  $\mathbf{y}$  and mapping its categorical answers {Correct, Incorrect, Not sure} to numerical scores {1.0, 0.0, 0.5}. The final confidence score is a weighted combination of the two:

$$C(\mathbf{x}, \mathbf{y}) = \beta O + (1 - \beta) S, \quad (42)$$

where  $0 \leq \beta \leq 1$ .

## 5 Evaluating UQ Performance

Broadly, evaluation of UQ methods is conducted with respect to the correctness of the generated output. Given that the purpose of UQ is to differentiate reliable from unreliable outputs, most evaluation protocols compare model predictions against groundtruth answers and judge the quality of uncertainty scores based on how well they align with correctness labels. As correctness reflects the model’s ability to generate the valid output, evaluations based on correctness inherently target epistemic uncertainty. Accordingly, this evaluation scheme is basically measuring the performance of epistemic uncertainty quantification.

Formally, given an input query  $\mathbf{x}$ , a model output  $\mathbf{y}$ , and a reference answer  $\mathbf{y}^*$ , a UQ method assigns a score  $UQ(\mathbf{x}, \mathbf{y})$  that should ideally be negatively correlated with the correctness of  $\mathbf{y}$  relative to  $\mathbf{y}^*$ . To evaluate whether these scores are meaningful, each prediction is paired with a correctness label derived from comparing  $\mathbf{y}$  to  $\mathbf{y}^*$ , and the resulting score–label pairs are aggregated. More formally, our objective is to maximize

$$\mathbb{E} \left[ \mathbb{1}_{U(\mathbf{x}_1, \mathbf{y}_1) < U(\mathbf{x}_2, \mathbf{y}_2)} \cdot \mathbb{1}_{\mathbf{y}_1 \in Y_1 \wedge \mathbf{y}_2 \notin Y_2} \right],$$

where  $(\mathbf{x}_1, \mathbf{y}_1), (\mathbf{x}_2, \mathbf{y}_2) \sim D_{\text{test}}$ , with  $D_{\text{test}}$  denoting the evaluation dataset. This expectation enforces ranking consistency: correct outputs should receive lower uncertainty scores than incorrect outputs, making high-uncertainty generations more likely to be wrong.

### 5.1 Correctness Measures

Evaluating correctness in LLMs is far from straightforward. Unlike conventional classification settings where predictions are discrete, LLM outputs are free-form and can be semantically correct even when they are lexically different from the groundtruth answers, making correctness assessment more complex. Without an appropriate correctness measure, uncertainty scores cannot be meaningfully aligned with model correctness.

A variety of approaches have been proposed to determine correctness of the generated output. Classical methods rely on string-based metrics such as Exact Match (EM), ROUGE Lin [2004], and BLEU Papineni et al. [2002], which compare lexical overlap between the generated and reference answers. While these measures are computationally efficient, they often fail to capture semantic equivalence. More recent approaches use LLMs themselves as evaluators, often referred to as *LLM-as-a-Judge*. In this setting, an LLM is prompted with the input query, the generated answer, the reference answer, and optionally the supporting context, and asked to output a correctness judgment as a binary label (correct vs. incorrect) or a graded score. This approach provides greater flexibility in handling paraphrasing and semantic variation, although it may be biased by the judge model and requires extra computation.

## 5.2 Performance Metrics

Using the correctness measures discussed above, the performance of a UQ method can be evaluated using two broad categories of metrics: *threshold-independent* and *threshold-dependent* measures. Threshold-independent metrics are generally preferred in the literature, as they do not require selecting a method-specific cutoff and therefore allow for more robust comparisons across models and datasets. In contrast, threshold-dependent metrics rely on fixed thresholds and these decisions can vary depending on how the uncertainty scores are scaled.

**Threshold-independent metrics.** The most widely used threshold-free metrics are the Area Under the Receiver Operating Characteristic Curve (AUROC), the Prediction-Rejection Ratio (PRR), and the Area Under the Precision-Recall Curve (AUPRC) Malinin et al. [2017], Bakman et al. [2025b], Vashurin et al. [2025a]. AUROC evaluates a method’s ability to discriminate between correct and incorrect outputs across all possible thresholds, with values ranging from 0.5 (random performance) to 1.0 (perfect discrimination). A higher AUROC indicates that the UQ method consistently assigns higher confidence to correct outputs than to incorrect ones.

PRR quantifies the relative precision gain obtained by rejecting low-confidence predictions, measuring how much precision improves as increasingly uncertain outputs are discarded. Formally, it is defined as the ratio between the area under the rejection curve of the evaluated uncertainty scores and that of a random baseline, normalized by the gap between an oracle strategy and the same random baseline:

$$\text{PRR} = \frac{\text{AUC}_{\text{unc}} - \text{AUC}_{\text{rand}}}{\text{AUC}_{\text{oracle}} - \text{AUC}_{\text{rand}}},$$

where  $\text{AUC}_{\text{unc}}$  corresponds to the area under the precision-rejection curve for the given method,  $\text{AUC}_{\text{oracle}}$  denotes the ideal uncertainty that perfectly orders outputs by correctness, and  $\text{AUC}_{\text{rand}}$  represents random rejection. PRR values range from 0.0 (equivalent to random rejection) to 1.0 (matching the oracle). A higher PRR indicates that the UQ method is more effective at filtering out unreliable outputs while retaining high-precision predictions.

AUPRC measures how well the methods prioritize correct outputs over incorrect ones. It captures the trade-off between retaining more outputs and keeping those outputs reliable. A higher AUPRC means that as more responses are included, the proportion of correct ones remains consistently high. Thus, in the context of UQ, a high AUPRC indicates that the method is effective at filtering out unreliable generations while still preserving a broad set of correct answers.

**Threshold-dependent metrics.** Conventional classification metrics such as accuracy, precision, recall, and F1 score can also be applied to UQ evaluation. These metrics are computed by using a fixed threshold on uncertainty scores, which determines the binary correctness predictions. While informative, their dependence on threshold selection introduces potential bias and makes direct comparison between methods challenging. For this reason, calibration is often required to align thresholds across different methods.

## 5.3 Calibration

Calibration plays an important role in evaluating UQ performance by ensuring the scores produced by different approaches are comparable and interpretable by matching the range of the scores. While some methods naturally output values within  $[0, 1]$ , others may produce unbounded or differently scaled scores, which makes direct comparison across methods difficult. For example, some methods output values between 0 and 1, while others produce unbounded negative scores (e.g., in the range  $(-\infty, 0]$ ). As a result, directly comparing raw scores can be challenging.

Calibration refers to the process of mapping raw scores into a normalized interval, typically  $[0, 1]$ . Several calibration techniques have been suggested. Simple unsupervised approaches, such as min-max normalization, adjust scores based on their observed range, while more advanced supervised methods, such as isotonic regression Han et al. [2017], learn mappings that better align predicted scores with correctness labels. Another widely used supervised method is sigmoid (Platt) calibration Guo et al. [2017], which fits a logistic regression model to map raw scores into calibrated probabilities.

UQ Methods	LLaMA-3 8B						GPT-4o-mini					
	TriviaQA		GSM8K		FactScore-Bio		TriviaQA		GSM8K		FactScore-Bio	
	AUROC	PRR	AUROC	PRR	AUROC	PRR	AUROC	PRR	AUROC	PRR	AUROC	PRR
LARS Yaldiz et al. [2024]	0.861	0.783	0.834	0.719	0.677	0.391	0.852	0.766	0.840	0.686	0.640	0.294
MARS Bakman et al. [2024]	0.763	0.635	0.730	0.488	0.660	0.367	0.792	0.668	0.735	0.480	0.655	0.405
Self-Detection Zhao et al. [2024]	0.780	0.590	0.556	0.090	0.687	0.369	0.799	0.587	0.736	0.421	0.671	0.313
P(True) Kadavath et al. [2022]	0.727	0.485	0.654	0.307	0.670	0.368	0.772	0.509	0.833	0.636	0.658	0.372
Attention Scores Sriramanan et al. [2024]	0.523	0.092	0.503	-0.024	0.644	0.263	—	—	—	—	—	—
Cross-Examination Cohen et al. [2023]	0.664	0.377	0.585	0.187	0.683	0.361	0.718	0.483	0.768	0.551	0.635	0.289
Eccentricity Lin et al. [2024b]	0.809	0.645	0.703	0.450	0.695	0.415	0.817	0.632	0.754	0.455	0.671	0.421
GoogleSearchCheck Chern et al. [2023]	0.672	0.470	—	—	—	—	0.779	0.673	—	—	—	—
INSIDE Chen et al. [2024a]	0.711	0.478	0.689	0.354	0.636	0.221	—	—	—	—	—	—
Kernel Language Entropy Nikitin et al. [2024]	0.792	0.596	0.662	0.296	0.680	0.396	0.820	0.635	0.706	0.349	0.678	0.397
SAPLMA Azaria and Mitchell [2023]	0.850	0.726	0.815	0.642	0.651	0.347	—	—	—	—	—	—
Semantic Entropy Kuhn et al. [2023]	0.799	0.652	0.699	0.417	0.682	0.403	0.813	0.673	0.735	0.464	0.681	0.447
Multi-LLM Collab Feng et al. [2024]	0.632	0.350	0.689	0.320	0.681	0.347	0.778	0.565	0.933	0.879	0.671	0.399
SAR Duan et al. [2024]	0.804	0.679	0.768	0.590	0.674	0.389	0.835	0.724	0.764	0.512	0.671	0.433
Verbalized Confidence Tian et al. [2023]	0.759	0.547	0.579	0.234	0.698	0.460	0.836	0.740	0.652	0.369	0.717	0.514
Directional Entailment Graph Da et al. [2024]	0.745	0.513	0.731	0.501	0.659	0.347	0.778	0.532	0.736	0.439	0.658	0.380

Table 2: AUROC and PRR performance of UQ methods on TriviaQA, GSM8K, and FactScore-Bio across two models: LLaMA-3 8B and GPT-4o-mini.

## 6 Experiments

We evaluate the performance of a subset of available UQ methods through a series of experiments. In this section, we describe our experimental setup and discuss the results. We compare several widely used UQ approaches by using TruthTorchLM library Yaldiz et al. [2025].

### 6.1 Experimental Setup

**Datasets.** Our primary evaluation focuses on short-form QA, a standard setting for assessing UQ performance. We use 1,000 samples from TriviaQA Joshi et al. [2017] and GSM8K Cobbe et al. [2021] for open-ended and mathematical reasoning questions, respectively. For long-form evaluation, we use FactScore-Bio Min et al. [2023], which targets biographical questions with multi-fact generations.

**Models.** We conduct evaluations using both open- and closed-weight language models. Specifically, we use LLaMA-3-8B AI@Meta [2024], an open-source model that enables full access to internal states, and GPT-4o-mini OpenAI [2023], a closed-weight API model. We note that white-box UQ methods are not applicable to GPT-4o-mini.

### 6.2 Discussion

The results are summarized in Table 2. Since each method entails different trade-offs including computational overhead, model access level, and supervision requirements, their performance varies accordingly. In short-form QA tasks (TriviaQA and GSM8K), LARS and SAPLMA achieve the highest performance, except on GSM8K with GPT-4o-mini, which is expected given that both are trained on labeled data. Among self-supervised methods, SAR performs the best on both TriviaQA and GSM8K for the LLaMA-3-8B model. For GPT-4o-mini, Verbalized Confidence achieves the best results on TriviaQA, while Multi-LLM Collab leads on GSM8K.

FactScore-Bio evaluates long-form generation, which typically involves multiple factual claims and thus presents a more challenging setting for UQ. On this task, performance generally drops across methods compared to short-form QA. Verbalized confidence achieves the best results on both models. Eccentricity and Semantic Entropy performs next best as sampling based methods, with Semantic Entropy showing stronger results for GPT-4o-mini.

## 7 Limitations and Future Directions of UQ

In this section, we first examine the key limitations of existing LLM UQ methods, highlighting their current challenges and shortcomings. We then discuss possible lines for extending these approaches and outline promising directions for future research.

### 7.1 Limitations of LLM Uncertainty Quantification

Although existing UQ methods for LLMs have demonstrated effectiveness, they still face several critical limitations that hinder their practicality and applicability.

**Knowledge Boundary of LLMs.** A central limitation stems from the inherent knowledge boundaries of LLMs Huang et al. [2025a]. Many facts are inherently *temporal*, meaning they evolve over time, whereas UQ scores are typically static with respect to a fixed model snapshot. This mismatch implies that UQ cannot always serve as a reliable tool for hallucination detection. For example, a query such as “*How many goals has Messi scored this year?*” will naturally change as the year progresses. However, unless the LLM has access to updated external knowledge, its response will remain fixed based on its training data. In such cases, the model’s generation may become factually outdated (i.e., a hallucination), yet the associated uncertainty estimate will not reflect this temporal drift.

**Non-Interpretability of UQ Scores.** As discussed throughout the paper, there exist many algorithmically distinct UQ methods for LLMs. However, most of these methods do not produce scores within the intuitive range  $[0, 1]$ , where 0 corresponds to 100% wrong and 1 corresponds to 100% correct. Instead, their raw outputs often lie on arbitrary scales, making them difficult to interpret directly as probabilities of correctness. While normalization or calibration techniques can partially address this issue, they typically require supervised or unlabeled reference data. Consequently, the interpretability of UQ scores remains a fundamental limitation across most methods.

**Difficulty of Training Multiple Models.** A principled way to quantify epistemic uncertainty is to train an ensemble of models under varying hyperparameters and training conditions, then measure the variability of their predictions for a given query. This approach is common in traditional classification tasks, where multiple models can be trained relatively cheaply. However, for LLMs, training even a single model is prohibitively expensive due to the immense computational and resource requirements. As a result, researchers are typically constrained to work with a single pre-trained model, limiting the feasibility of theoretically grounded ensemble-based approaches to UQ in the LLM setting.

## 7.2 Future Directions of LLM Uncertainty Quantification

While we have highlighted the current limitations of UQ, these challenges also reveal further opportunities for advancement. Existing approaches have demonstrated both effectiveness and shortcomings across diverse tasks, showing that no single method can fully address the wide spectrum of uncertainty in generative models. Consequently, there remains ample room for new lines of research that can broaden the scope, deepen the theoretical understanding, and enhance the practical reliability of UQ.

**Theoretically Grounded UQ Methods.** A key shortcoming of current UQ approaches for LLMs is that they largely rely on heuristics, often without clear connections to established uncertainty quantification theory or explicit distinctions between data (aleatoric) and model (epistemic) uncertainty. Unlike small-scale classification models, LLMs operate in a generative setting and introduce substantial practical challenges, such as the high cost of training and inference. As a result, many theoretically grounded approaches developed for smaller models cannot be directly applied. This highlights the need for new methods that both adhere to theoretical principles and remain feasible in practice, thereby enabling more rigorous and reliable science.

**UQ in Long-form QA.** Most existing UQ methods focus on short-form, open-ended QA. For example, questions such as “What is the capital of France?” can be answered concisely with “Paris” or “The capital of France is Paris.” However, in real-world applications, users often pose questions that demand more elaborate, long-form responses. For instance, questions like “Who is George Orwell?” often require multiple claims, some of which are correct while others may be hallucinated, which clearly differs from short-form QA, where responses usually consist of a single claim. Due to this critical difference, assigning a single uncertainty score to an entire long-form response is both impractical and undesirable, as it fails to reflect the correctness of individual claims within the text. Therefore, it is necessary to decompose the whole response into claims and assign UQ scores to each claim. Some strategies have been proposed to enable long-form UQ by modifying the query and response so that they align with claim-level evaluation Bakman et al. [2025b]. These strategies include decomposing a long-form generation into individual claims, then applying UQ methods to these claims one by one. Although these strategies can be applied on top of existing UQ methods, their performance still lags behind short-form QA, motivating further research.

**Impact of Decoding Strategies on UQ.** Another underexplored direction lies in understanding how decoding strategies affect estimating uncertainty. Decoding techniques such as temperature scaling and top- $k$  sampling directly reshape the probability distribution, thereby influencing UQ methods that directly rely on token probability. Decoding also impacts output-consistency-based methods. For example, using low temperature narrows down the sampling space, and the model is more likely to generate consistent responses across multiple samples. Nevertheless, such consistency does not necessarily imply correctness, since it stems from the decoding process, rather than from the model’s reliable knowledge of the correct answer. These observations suggest that decoding choices should be explicitly accounted for in UQ research.

**Alternative Decompositions of LLM Uncertainty.** While much of the literature continues to adopt the traditional decomposition into epistemic and aleatoric uncertainty, this framework does not fully capture the nuances of interactive

LLM systems. Thus, it raises a broader debate on how uncertainty in LLMs should be conceptualized. A recent work Kirchhof et al. [2025] argues that the binary categorization of uncertainty into aleatoric and epistemic is insufficient to fully capture the challenges posed by LLMs. Instead, they introduce additional types of uncertainty that better reflect the interactive and open-ended nature of these systems: *task-underspecification uncertainty*, which arises when a prompt fails to clearly specify the task, and *context-underspecification uncertainty*, which occurs when the input query omits essential information required for a correct answer. Since these proposals remain at a conceptual level without explicit formalization, developing new frameworks and decompositions for UQ in LLMs represents an important direction for future research.

**Novel Applications of UQ.** The primary purpose of UQ is to assess the reliability of LLM generations, but it can be extended to various applications for more reliable and trustworthy generation. One promising application is *uncertainty-aware adaptive guidance* for reasoning tasks, where the model can backtrack from an uncertain reasoning step to a more reliable point and incorporate additional demonstrations to correct the reasoning process Yin et al. [2024]. Similarly, UQ can be leveraged in language-agent settings: when the model detects high uncertainty, it can explicitly acknowledge this, defer an answer, or call external tools to obtain more reliable information Han et al. [2024]. Another line of application involves directly intervening in the decoding process by adjusting the sampling strategy, such as generating multiple candidate continuations and selecting the one with the highest confidence Chuang et al. [2024]. Lastly, UQ methods can be used as reward models, so they can even be used in reinforcement learning-based fine-tuning of LLMs.

## 8 Conclusion

In this survey, we present a comprehensive examination of uncertainty quantification (UQ) in large language models (LLMs) with a particular focus on hallucination detection. We outline the foundations of UQ in traditional machine learning classification and then discuss how these notions are adapted to the context of LLMs, connecting the role of UQ to hallucination detection. We then systematically categorize a wide range of existing UQ methods along multiple dimensions—including conceptual approach, sampling requirements, model accessibility, and training reliance—and provide concise explanations for each category. We further describe the key concepts for UQ evaluation, and provide empirical results for representative approaches. Beyond quantitative evaluation, we also examine the limitations that current UQ methods face and outline future research directions aimed at addressing these challenges, with the goal of advancing more robust and generalizable UQ approaches. Overall, this survey consolidates the current landscape of UQ for hallucination detection, offering readers both a clear and structured understanding of existing techniques and a roadmap for future progress. We hope that this work serves as a useful reference for researchers and practitioners striving to build more reliable and trustworthy LLM systems.

## References

- Yasin Abbasi-Yadkori, Ilja Kuzborskij, András György, and Csaba Szepesvari. To believe or not to believe your LLM: Iterative prompting for estimating epistemic uncertainty. In *The Thirty-eighth Annual Conference on Neural Information Processing Systems*, 2024. URL <https://openreview.net/forum?id=k6iyUfwdI9>.
- AI@Meta. Llama 3 model card. 2024. URL [https://github.com/meta-llama/llama3/blob/main/MODEL\\_CARD.md](https://github.com/meta-llama/llama3/blob/main/MODEL_CARD.md).
- Amos Azaria and Tom Mitchell. The internal state of an LLM knows when it’s lying. In Houda Bouamor, Juan Pino, and Kalika Bali, editors, *Findings of the Association for Computational Linguistics: EMNLP 2023*, pages 967–976, Singapore, December 2023. Association for Computational Linguistics. doi: 10.18653/v1/2023.findings-emnlp.68. URL <https://aclanthology.org/2023.findings-emnlp.68>.
- Yavuz Bakman, Sungmin Kang, Zhiqi Huang, Duygu Nur Yaldiz, Catarina G. Belém, Chenyang Zhu, Anoop Kumar, Alf Samuel, Salman Avestimehr, Daben Liu, and Sai Praneeth Karimireddy. Uncertainty as feature gaps: Epistemic uncertainty quantification of llms in contextual question-answering, 2025a. URL <https://arxiv.org/abs/2510.02671>.
- Yavuz Faruk Bakman, Duygu Nur Yaldiz, Baturalp Buyukates, Chenyang Tao, Dimitrios Dimitriadis, and Salman Avestimehr. MARS: Meaning-aware response scoring for uncertainty estimation in generative LLMs. In Lun-Wei Ku, Andre Martins, and Vivek Srikumar, editors, *Proceedings of the 62nd Annual Meeting of the Association for Computational Linguistics (Volume 1: Long Papers)*, pages 7752–7767, Bangkok, Thailand, August 2024. Association for Computational Linguistics. doi: 10.18653/v1/2024.acl-long.419. URL <https://aclanthology.org/2024.acl-long.419>.

- Yavuz Faruk Bakman, Duygu Nur Yaldiz, Sungmin Kang, Tuo Zhang, Baturalp Buyukates, Salman Avestimehr, and Sai Praneeth Karimireddy. Reconsidering LLM uncertainty estimation methods in the wild. In Wanxiang Che, Joyce Nabende, Ekaterina Shutova, and Mohammad Taher Pilehvar, editors, *Proceedings of the 63rd Annual Meeting of the Association for Computational Linguistics (Volume 1: Long Papers)*, pages 29531–29556, Vienna, Austria, July 2025b. Association for Computational Linguistics. ISBN 979-8-89176-251-0. doi: 10.18653/v1/2025.acl-long.1429. URL <https://aclanthology.org/2025.acl-long.1429/>.
- Yoshua Bengio, Sören Mindermann, Daniel Privitera, Tamay Besiroglu, Rishi Bommasani, Stephen Casper, Yejin Choi, Philip Fox, Ben Garfinkel, Danielle Goldfarb, Hoda Heidari, Anson Ho, Sayash Kapoor, Leila Khalatbari, Shayne Longpre, Sam Manning, Vasilios Mavroudis, Mantas Mazeika, Julian Michael, Jessica Newman, Kwan Yee Ng, Chinasa T. Okolo, Deborah Raji, Girish Sastry, Elizabeth Seger, Theodora Skeadas, Tobin South, Emma Strubell, Florian Tramèr, Lucia Velasco, Nicole Wheeler, Daron Acemoglu, Olubayo Adekanmbi, David Dalrymple, Thomas G. Dietterich, Edward W. Felten, Pascale Fung, Pierre-Olivier Gourinchas, Fredrik Heintz, Geoffrey Hinton, Nick Jennings, Andreas Krause, Susan Leavy, Percy Liang, Teresa Ludermit, Vidushi Marda, Helen Margetts, John McDermid, Jane Munga, Arvind Narayanan, Alondra Nelson, Clara Neppel, Alice Oh, Gopal Ramchurn, Stuart Russell, Marietje Schaake, Bernhard Schölkopf, Dawn Song, Alvaro Soto, Lee Tiedrich, Gaël Varoquaux, Andrew Yao, Ya-Qin Zhang, Fahad Albalawi, Marwan Alserkal, Olubunmi Ajala, Guillaume Avrin, Christian Busch, André Carlos Ponce de Leon Ferreira de Carvalho, Bronwyn Fox, Amandeep Singh Gill, Ahmet Halit Hatip, Juha Heikkilä, Gill Jolly, Ziv Katzir, Hiroaki Kitano, Antonio Krüger, Chris Johnson, Saif M. Khan, Kyoung Mu Lee, Dominic Vincent Ligot, Oleksii Molchanovskiy, Andrea Monti, Nusu Mwamanzi, Mona Nemer, Nuria Oliver, José Ramón López Portillo, Balaraman Ravindran, Raquel Pezoa Rivera, Hammam Riza, Crystal Rugege, Ciarán Seoighe, Jerry Sheehan, Haroon Sheikh, Denise Wong, and Yi Zeng. International ai safety report, 2025. URL <https://arxiv.org/abs/2501.17805>.
- David M. Blei, Alp Kucukelbir, and Jon D. McAuliffe. Variational inference: A review for statisticians. *Journal of the American Statistical Association*, 112(518):859–877, April 2017. ISSN 1537-274X. doi: 10.1080/01621459.2017.1285773. URL <http://dx.doi.org/10.1080/01621459.2017.1285773>.
- Chao Chen, Kai Liu, Ze Chen, Yi Gu, Yue Wu, Mingyuan Tao, Zhihang Fu, and Jieping Ye. INSIDE: LLMs’ internal states retain the power of hallucination detection. In *The Twelfth International Conference on Learning Representations*, 2024a. URL <https://openreview.net/forum?id=Zj12nzlQbz>.
- Jiuhai Chen and Jonas Mueller. Quantifying uncertainty in answers from any language model and enhancing their trustworthiness. In Lun-Wei Ku, Andre Martins, and Vivek Srikumar, editors, *Proceedings of the 62nd Annual Meeting of the Association for Computational Linguistics (Volume 1: Long Papers)*, pages 5186–5200, Bangkok, Thailand, August 2024. Association for Computational Linguistics. doi: 10.18653/v1/2024.acl-long.283. URL <https://aclanthology.org/2024.acl-long.283/>.
- Nuo Chen, Hongguang Li, Baoyuan Wang, and Jia Li. From good to great: Improving math reasoning with tool-augmented interleaf prompting. In Bhavana Dalvi Mishra, Greg Durrett, Peter Jansen, Ben Lipkin, Danilo Neves Ribeiro, Lionel Wong, Xi Ye, and Wenting Zhao, editors, *Proceedings of the 2nd Workshop on Natural Language Reasoning and Structured Explanations (@ACL 2024)*, pages 64–79, Bangkok, Thailand, August 2024b. Association for Computational Linguistics. URL <https://aclanthology.org/2024.nlrse-1.7/>.
- I-Chun Chern, Steffi Chern, Shiqi Chen, Weizhe Yuan, Kehua Feng, Chunting Zhou, Junxian He, Graham Neubig, Pengfei Liu, et al. Factool: Factuality detection in generative ai—a tool augmented framework for multi-task and multi-domain scenarios. *arXiv preprint arXiv:2307.13528*, 2023.
- Yung-Sung Chuang, Linlu Qiu, Cheng-Yu Hsieh, Ranjay Krishna, Yoon Kim, and James R. Glass. Lookback lens: Detecting and mitigating contextual hallucinations in large language models using only attention maps. In Yaser Al-Onaizan, Mohit Bansal, and Yun-Nung Chen, editors, *Proceedings of the 2024 Conference on Empirical Methods in Natural Language Processing*, pages 1419–1436, Miami, Florida, USA, November 2024. Association for Computational Linguistics. doi: 10.18653/v1/2024.emnlp-main.84. URL <https://aclanthology.org/2024.emnlp-main.84/>.
- Karl Cobbe, Vineet Kosaraju, Mohammad Bavarian, Mark Chen, Heewoo Jun, Lukasz Kaiser, Matthias Plappert, Jerry Tworek, Jacob Hilton, Reiichiro Nakano, Christopher Hesse, and John Schulman. Training verifiers to solve math word problems. *arXiv preprint arXiv:2110.14168*, 2021.
- Roi Cohen, May Hamri, Mor Geva, and Amir Globerson. LM vs LM: Detecting factual errors via cross examination. In Houda Bouamor, Juan Pino, and Kalika Bali, editors, *Proceedings of the 2023 Conference on Empirical Methods in Natural Language Processing*, pages 12621–12640, Singapore, December 2023. Association for Computational Linguistics. doi: 10.18653/v1/2023.emnlp-main.778. URL <https://aclanthology.org/2023.emnlp-main.778>.

- Thomas M. Cover and Joy A. Thomas. *Elements of Information Theory (Wiley Series in Telecommunications and Signal Processing)*. Wiley-Interscience, USA, 2006. ISBN 0471241954.
- Longchao Da, Tiejun Chen, Lu Cheng, and Hua Wei. Llm uncertainty quantification through directional entailment graph and claim level response augmentation, 2024. URL <https://arxiv.org/abs/2407.00994>.
- Shehzaad Dhuliawala, Mojtaba Komeili, Jing Xu, Roberta Raileanu, Xian Li, Asli Celikyilmaz, and Jason Weston. Chain-of-verification reduces hallucination in large language models. In Lun-Wei Ku, Andre Martins, and Vivek Srikumar, editors, *Findings of the Association for Computational Linguistics: ACL 2024*, pages 3563–3578, Bangkok, Thailand, August 2024. Association for Computational Linguistics. doi: 10.18653/v1/2024.findings-acl.212. URL <https://aclanthology.org/2024.findings-acl.212/>.
- Xuefeng Du, Chaowei Xiao, and Yixuan Li. Haloscope: Harnessing unlabeled LLM generations for hallucination detection. In *The Thirty-eighth Annual Conference on Neural Information Processing Systems*, 2024. URL <https://openreview.net/forum?id=nfK0ZXFFSn>.
- Jinhao Duan, Hao Cheng, Shiqi Wang, Alex Zavalny, Chenan Wang, Renjing Xu, Bhavya Kailkhura, and Kaidi Xu. Shifting attention to relevance: Towards the predictive uncertainty quantification of free-form large language models. In Lun-Wei Ku, Andre Martins, and Vivek Srikumar, editors, *Proceedings of the 62nd Annual Meeting of the Association for Computational Linguistics (Volume 1: Long Papers)*, pages 5050–5063, Bangkok, Thailand, August 2024. Association for Computational Linguistics. doi: 10.18653/v1/2024.acl-long.276. URL <https://aclanthology.org/2024.acl-long.276>.
- Yue Huang et al. Trustllm: Trustworthiness in large language models, 2024. URL <https://arxiv.org/abs/2401.05561>.
- Shangbin Feng, Weijia Shi, Yike Wang, Wenxuan Ding, Vidhisha Balachandran, and Yulia Tsvetkov. Don’t hallucinate, abstain: Identifying LLM knowledge gaps via multi-LLM collaboration. In Lun-Wei Ku, Andre Martins, and Vivek Srikumar, editors, *Proceedings of the 62nd Annual Meeting of the Association for Computational Linguistics (Volume 1: Long Papers)*, pages 14664–14690, Bangkok, Thailand, August 2024. Association for Computational Linguistics. doi: 10.18653/v1/2024.acl-long.786. URL <https://aclanthology.org/2024.acl-long.786>.
- Karl Friston, J  r  mie Mattout, Nelson Trujillo-Barreto, John Ashburner, and Will Penny. Variational free energy and the laplace approximation. *NeuroImage*, 34(1):220–234, 2007. ISSN 1053-8119. doi: <https://doi.org/10.1016/j.neuroimage.2006.08.035>. URL <https://www.sciencedirect.com/science/article/pii/S1053811906008822>.
- Yarin Gal and Zoubin Ghahramani. Dropout as a bayesian approximation: Representing model uncertainty in deep learning. In Maria Florina Balcan and Kilian Q. Weinberger, editors, *Proceedings of The 33rd International Conference on Machine Learning*, volume 48 of *Proceedings of Machine Learning Research*, pages 1050–1059, New York, New York, USA, 20–22 Jun 2016. PMLR. URL <https://proceedings.mlr.press/v48/gal16.html>.
- Alex Graves. Practical variational inference for neural networks. In J. Shawe-Taylor, R. Zemel, P. Bartlett, F. Pereira, and K.Q. Weinberger, editors, *Advances in Neural Information Processing Systems*, volume 24. Curran Associates, Inc., 2011. URL [https://proceedings.neurips.cc/paper\\_files/paper/2011/file/7eb3c8be3d411e8ebfab08eba5f49632-Paper.pdf](https://proceedings.neurips.cc/paper_files/paper/2011/file/7eb3c8be3d411e8ebfab08eba5f49632-Paper.pdf).
- Chuan Guo, Geoff Pleiss, Yu Sun, and Kilian Q. Weinberger. On calibration of modern neural networks, 2017. URL <https://arxiv.org/abs/1706.04599>.
- Jiuzhou Han, Wray Buntine, and Ehsan Shareghi. Towards uncertainty-aware language agent. In Lun-Wei Ku, Andre Martins, and Vivek Srikumar, editors, *Findings of the Association for Computational Linguistics: ACL 2024*, pages 6662–6685, Bangkok, Thailand, August 2024. Association for Computational Linguistics. doi: 10.18653/v1/2024.findings-acl.398. URL <https://aclanthology.org/2024.findings-acl.398/>.
- Qiyang Han, Tengyao Wang, Sabyasachi Chatterjee, and Richard J. Samworth. Isotonic regression in general dimensions. *The Annals of Statistics*, 2017. URL <https://api.semanticscholar.org/CorpusID:41805423>.
- W. K. Hastings. Monte carlo sampling methods using markov chains and their applications. *Biometrika*, 57(1):97–109, 04 1970. ISSN 0006-3444. doi: 10.1093/biomet/57.1.97. URL <https://doi.org/10.1093/biomet/57.1.97>.
- Jinwen He, Yujia Gong, Zijin Lin, Cheng’an Wei, Yue Zhao, and Kai Chen. LLM factoscope: Uncovering LLMs’ factual discernment through measuring inner states. In Lun-Wei Ku, Andre Martins, and Vivek Srikumar, editors, *Findings of the Association for Computational Linguistics: ACL 2024*, pages 10218–10230, Bangkok, Thailand, August 2024. Association for Computational Linguistics. doi: 10.18653/v1/2024.findings-acl.608. URL <https://aclanthology.org/2024.findings-acl.608/>.

- Wenchong He, Zhe Jiang, Tingsong Xiao, Zelin Xu, and Yukun Li. A survey on uncertainty quantification methods for deep learning, 2025. URL <https://arxiv.org/abs/2302.13425>.
- Joy He-Yueya, Gabriel Poesia, Rose E. Wang, and Noah D. Goodman. Solving math word problems by combining language models with symbolic solvers, 2023. URL <https://arxiv.org/abs/2304.09102>.
- Geoffrey E. Hinton and Drew van Camp. Keeping the neural networks simple by minimizing the description length of the weights. In *Proceedings of the Sixth Annual Conference on Computational Learning Theory*, COLT '93, page 5–13, New York, NY, USA, 1993. Association for Computing Machinery. ISBN 0897916115. doi: 10.1145/168304.168306. URL <https://doi.org/10.1145/168304.168306>.
- Neil Houlsby, Ferenc Huszár, Zoubin Ghahramani, and Máté Lengyel. Bayesian active learning for classification and preference learning, 2011. URL <https://arxiv.org/abs/1112.5745>.
- Hsiu-Yuan Huang, Yutong Yang, Zhaoxi Zhang, Sanwoo Lee, and Yunfang Wu. A survey of uncertainty estimation in llms: Theory meets practice, 2024. URL <https://arxiv.org/abs/2410.15326>.
- Lei Huang, Weijiang Yu, Weitao Ma, Weihong Zhong, Zhangyin Feng, Haotian Wang, Qianglong Chen, Weihua Peng, Xiaocheng Feng, Bing Qin, and Ting Liu. A survey on hallucination in large language models: Principles, taxonomy, challenges, and open questions. *ACM Transactions on Information Systems*, 43(2):1–55, January 2025a. ISSN 1558-2868. doi: 10.1145/3703155. URL <http://dx.doi.org/10.1145/3703155>.
- Yin Huang, Yifan Ethan Xu, Kai Sun, Vera Yan, Alicia Sun, Haidar Khan, Jimmy Nguyen, Mohammad Kachuee, Zhaojiang Lin, Yue Liu, Aaron Colak, Anuj Kumar, Wen tau Yih, and Xin Luna Dong. Confqa: Answer only if you are confident, 2025b. URL <https://arxiv.org/abs/2506.07309>.
- Eyke Hüllermeier and Willem Waegeman. Aleatoric and epistemic uncertainty in machine learning: an introduction to concepts and methods. *Machine Learning*, 110(3):457–506, March 2021. ISSN 1573-0565. doi: 10.1007/s10994-021-05946-3. URL <http://dx.doi.org/10.1007/s10994-021-05946-3>.
- Zhengbao Jiang, Frank Xu, Luyu Gao, Zhiqing Sun, Qian Liu, Jane Dwivedi-Yu, Yiming Yang, Jamie Callan, and Graham Neubig. Active retrieval augmented generation. In Houda Bouamor, Juan Pino, and Kalika Bali, editors, *Proceedings of the 2023 Conference on Empirical Methods in Natural Language Processing*, pages 7969–7992, Singapore, December 2023. Association for Computational Linguistics. doi: 10.18653/v1/2023.emnlp-main.495. URL <https://aclanthology.org/2023.emnlp-main.495/>.
- Mandar Joshi, Eunsol Choi, Daniel Weld, and Luke Zettlemoyer. TriviaQA: A large scale distantly supervised challenge dataset for reading comprehension. In Regina Barzilay and Min-Yen Kan, editors, *Proceedings of the 55th Annual Meeting of the Association for Computational Linguistics (Volume 1: Long Papers)*, pages 1601–1611, Vancouver, Canada, July 2017. Association for Computational Linguistics. doi: 10.18653/v1/P17-1147. URL <https://aclanthology.org/P17-1147>.
- Saurav Kadavath, Tom Conerly, Amanda Askell, Tom Henighan, Dawn Drain, Ethan Perez, Nicholas Schiefer, Zac Hatfield-Dodds, Nova DasSarma, Eli Tran-Johnson, Scott Johnston, Sheer El-Showk, Andy Jones, Nelson Elhage, Tristan Hume, Anna Chen, Yuntao Bai, Sam Bowman, Stanislav Fort, Deep Ganguli, Danny Hernandez, Josh Jacobson, Jackson Kernion, Shauna Kravec, Liane Lovitt, Kamal Ndousse, Catherine Olsson, Sam Ringer, Dario Amodei, Tom Brown, Jack Clark, Nicholas Joseph, Ben Mann, Sam McCandlish, Chris Olah, and Jared Kaplan. Language models (mostly) know what they know, 2022.
- Adam Tauman Kalai, Ofir Nachum, Santosh S. Vempala, and Edwin Zhang. Why language models hallucinate, 2025. URL <https://arxiv.org/abs/2509.04664>.
- Michael Kirchhof, Gjergji Kasneci, and Enkelejda Kasneci. Position: Uncertainty quantification needs reassessment for large language model agents. In *Forty-second International Conference on Machine Learning Position Paper Track*, 2025. URL <https://openreview.net/forum?id=Lrv20S5RZV>.
- Jannik Kossen, Jiatong Han, Muhammed Razzak, Lisa Schut, Shreshth Malik, and Yarin Gal. Semantic entropy probes: Robust and cheap hallucination detection in llms, 2024. URL <https://arxiv.org/abs/2406.15927>.
- Nikita Kotelevskii, Vladimir Kondratyev, Martin Takáč, Eric Moulines, and Maxim Panov. From risk to uncertainty: Generating predictive uncertainty measures via bayesian estimation. In *The Thirteenth International Conference on Learning Representations*, 2025. URL <https://openreview.net/forum?id=cWfpt2t37q>.
- Lorenz Kuhn, Yarin Gal, and Sebastian Farquhar. Semantic uncertainty: Linguistic invariances for uncertainty estimation in natural language generation. In *The Eleventh International Conference on Learning Representations*, 2023. URL <https://openreview.net/forum?id=VD-AYtP0dve>.

- Balaji Lakshminarayanan, Alexander Pritzel, and Charles Blundell. Simple and scalable predictive uncertainty estimation using deep ensembles. In I. Guyon, U. Von Luxburg, S. Bengio, H. Wallach, R. Fergus, S. Vishwanathan, and R. Garnett, editors, *Advances in Neural Information Processing Systems*, volume 30. Curran Associates, Inc., 2017. URL [https://proceedings.neurips.cc/paper\\_files/paper/2017/file/9ef2ed4b7fd2c810847ffa5fa85bce38-Paper.pdf](https://proceedings.neurips.cc/paper_files/paper/2017/file/9ef2ed4b7fd2c810847ffa5fa85bce38-Paper.pdf).
- Kimin Lee, Kibok Lee, Honglak Lee, and Jinwoo Shin. A simple unified framework for detecting out-of-distribution samples and adversarial attacks. In Samy Bengio, Hanna M. Wallach, Hugo Larochelle, Kristen Grauman, Nicolò Cesa-Bianchi, and Roman Garnett, editors, *Advances in Neural Information Processing Systems 31: Annual Conference on Neural Information Processing Systems 2018, NeurIPS 2018, December 3-8, 2018, Montréal, Canada*, pages 7167–7177, 2018. URL <https://proceedings.neurips.cc/paper/2018/hash/abdeb6f575ac5c6676b747bca8d09cc2-Abstract.html>.
- Yinghao Li, Rushi Qiang, Lama Moukheiber, and Chao Zhang. Language model uncertainty quantification with attention chain. In *Second Conference on Language Modeling*, 2025. URL <https://openreview.net/forum?id=QTrW2HWNXe>.
- Chin-Yew Lin. ROUGE: A package for automatic evaluation of summaries. In *Text Summarization Branches Out*, pages 74–81, Barcelona, Spain, July 2004. Association for Computational Linguistics. URL <https://aclanthology.org/W04-1013/>.
- Zhen Lin, Shubhendu Trivedi, and Jimeng Sun. Contextualized sequence likelihood: Enhanced confidence scores for natural language generation. In Yaser Al-Onaizan, Mohit Bansal, and Yun-Nung Chen, editors, *Proceedings of the 2024 Conference on Empirical Methods in Natural Language Processing*, pages 10351–10368, Miami, Florida, USA, November 2024a. Association for Computational Linguistics. doi: 10.18653/v1/2024.emnlp-main.578. URL <https://aclanthology.org/2024.emnlp-main.578/>.
- Zhen Lin, Shubhendu Trivedi, and Jimeng Sun. Generating with confidence: Uncertainty quantification for black-box large language models. *Transactions on Machine Learning Research*, 2024b. ISSN 2835-8856. URL <https://openreview.net/forum?id=DWkJCSxKU5>.
- Andrey Malinin and Mark Gales. Uncertainty estimation in autoregressive structured prediction. In *International Conference on Learning Representations*, 2021. URL <https://openreview.net/forum?id=jN5y-zb5Q7m>.
- Andrey Malinin, Anton Ragni, Kate Knill, and Mark Gales. Incorporating uncertainty into deep learning for spoken language assessment. In Regina Barzilay and Min-Yen Kan, editors, *Proceedings of the 55th Annual Meeting of the Association for Computational Linguistics (Volume 2: Short Papers)*, pages 45–50, Vancouver, Canada, July 2017. Association for Computational Linguistics. doi: 10.18653/v1/P17-2008. URL <https://aclanthology.org/P17-2008/>.
- Tanwi Mallick, Prasanna Balaprakash, and Jane Macfarlane. Deep-ensemble-based uncertainty quantification in spatiotemporal graph neural networks for traffic forecasting, 2022. URL <https://arxiv.org/abs/2204.01618>.
- Sewon Min, Kalpesh Krishna, Xinxu Lyu, Mike Lewis, Wen-tau Yih, Pang Koh, Mohit Iyyer, Luke Zettlemoyer, and Hannaneh Hajishirzi. FActScore: Fine-grained atomic evaluation of factual precision in long form text generation. In Houde Bouamor, Juan Pino, and Kalika Bali, editors, *Proceedings of the 2023 Conference on Empirical Methods in Natural Language Processing*, pages 12076–12100, Singapore, December 2023. Association for Computational Linguistics. doi: 10.18653/v1/2023.emnlp-main.741. URL <https://aclanthology.org/2023.emnlp-main.741>.
- Alexander V Nikitin, Jannik Kossen, Yarin Gal, and Pekka Martinen. Kernel language entropy: Fine-grained uncertainty quantification for LLMs from semantic similarities. In *The Thirty-eighth Annual Conference on Neural Information Processing Systems*, 2024. URL <https://openreview.net/forum?id=j2wCrWmgMX>.
- OpenAI. GPT-4 Technical Report, 2023.
- Kishore Papineni, Salim Roukos, Todd Ward, and Wei-Jing Zhu. Bleu: a method for automatic evaluation of machine translation. In Pierre Isabelle, Eugene Charniak, and Dekang Lin, editors, *Proceedings of the 40th Annual Meeting of the Association for Computational Linguistics*, pages 311–318, Philadelphia, Pennsylvania, USA, July 2002. Association for Computational Linguistics. doi: 10.3115/1073083.1073135. URL <https://aclanthology.org/P02-1040/>.
- Xin Qiu and Risto Miikkulainen. Semantic density: Uncertainty quantification for large language models through confidence measurement in semantic space. In *The Thirty-eighth Annual Conference on Neural Information Processing Systems*, 2024. URL <https://openreview.net/forum?id=LOH6qzIT6>.
- Selvan Sunitha Ravi, Bartosz Mielczarek, Anand Kannappan, Douwe Kiela, and Rebecca Qian. Lynx: An open source hallucination evaluation model, 2024. URL <https://arxiv.org/abs/2407.08488>.

- Kajetan Schweighofen, Lukas Aichberger, Mykyta Ielanskyi, Günter Klambauer, and Sepp Hochreiter. Quantification of uncertainty with adversarial models. In *Proceedings of the 37th International Conference on Neural Information Processing Systems, NIPS '23*, Red Hook, NY, USA, 2023. Curran Associates Inc.
- Kajetan Schweighofer, Lukas Aichberger, Mykyta Ielanskyi, and Sepp Hochreiter. On information-theoretic measures of predictive uncertainty, 2024. URL <https://openreview.net/forum?id=MNGMpHx11I>.
- Kurt Shuster, Spencer Poff, Moya Chen, Douwe Kiela, and Jason Weston. Retrieval augmentation reduces hallucination in conversation. In Marie-Francine Moens, Xuanjing Huang, Lucia Specia, and Scott Wen-tau Yih, editors, *Findings of the Association for Computational Linguistics: EMNLP 2021*, pages 3784–3803, Punta Cana, Dominican Republic, November 2021. Association for Computational Linguistics. doi: 10.18653/v1/2021.findings-emnlp.320. URL <https://aclanthology.org/2021.findings-emnlp.320/>.
- Gaurang Sriramanan, Siddhant Bharti, Vinu Sankar Sadasivan, Shoumik Saha, Priyatham Kattakinda, and Soheil Feizi. LLM-check: Investigating detection of hallucinations in large language models. In *The Thirty-eighth Annual Conference on Neural Information Processing Systems*, 2024. URL <https://openreview.net/forum?id=LYx4w3CAgy>.
- Junya Takayama and Yuki Arase. Relevant and informative response generation using pointwise mutual information. In Yun-Nung Chen, Tania Bedrax-Weiss, Dilek Hakkani-Tur, Anuj Kumar, Mike Lewis, Thang-Minh Luong, Pei-Hao Su, and Tsung-Hsien Wen, editors, *Proceedings of the First Workshop on NLP for Conversational AI*, pages 133–138, Florence, Italy, August 2019. Association for Computational Linguistics. doi: 10.18653/v1/W19-4115. URL <https://aclanthology.org/W19-4115/>.
- Katherine Tian, Eric Mitchell, Allan Zhou, Archit Sharma, Rafael Rafailov, Huaxiu Yao, Chelsea Finn, and Christopher Manning. Just ask for calibration: Strategies for eliciting calibrated confidence scores from language models fine-tuned with human feedback. In Houda Bouamor, Juan Pino, and Kalika Bali, editors, *Proceedings of the 2023 Conference on Empirical Methods in Natural Language Processing*, pages 5433–5442, Singapore, December 2023. Association for Computational Linguistics. doi: 10.18653/v1/2023.emnlp-main.330. URL <https://aclanthology.org/2023.emnlp-main.330/>.
- Liam van der Poel, Ryan Cotterell, and Clara Meister. Mutual information alleviates hallucinations in abstractive summarization. In Yoav Goldberg, Zornitsa Kozareva, and Yue Zhang, editors, *Proceedings of the 2022 Conference on Empirical Methods in Natural Language Processing*, pages 5956–5965, Abu Dhabi, United Arab Emirates, December 2022. Association for Computational Linguistics. doi: 10.18653/v1/2022.emnlp-main.399. URL <https://aclanthology.org/2022.emnlp-main.399/>.
- Roman Vashurin, Ekaterina Fadeeva, Artem Vazhentsev, Lyudmila Rvanova, Akim Tsvigun, Daniil Vasilev, Rui Xing, Abdelrahman Boda Sadallah, Kirill Grishchenkov, Sergey Petrakov, Alexander Panchenko, Timothy Baldwin, Preslav Nakov, Maxim Panov, and Artem Shelmanov. Benchmarking uncertainty quantification methods for large language models with lm-polygraph, 2025a. URL <https://arxiv.org/abs/2406.15627>.
- Roman Vashurin, Maiya Goloburda, Albina Ilina, Aleksandr Rubashevskii, Preslav Nakov, Artem Shelmanov, and Maxim Panov. Uncertainty quantification for llms through minimum bayes risk: Bridging confidence and consistency, 2025b. URL <https://arxiv.org/abs/2502.04964>.
- Artem Vazhentsev, Lyudmila Rvanova, Gleb Kuzmin, Ekaterina Fadeeva, Ivan Lazichny, Alexander Panchenko, Maxim Panov, Timothy Baldwin, Mrinmaya Sachan, Preslav Nakov, and Artem Shelmanov. Uncertainty-aware attention heads: Efficient unsupervised uncertainty quantification for llms, 2025. URL <https://arxiv.org/abs/2505.20045>.
- Andrew Wilson and Hannes Nickisch. Kernel interpolation for scalable structured gaussian processes (kiss-gp). In Francis Bach and David Blei, editors, *Proceedings of the 32nd International Conference on Machine Learning*, volume 37 of *Proceedings of Machine Learning Research*, pages 1775–1784, Lille, France, 07–09 Jul 2015. PMLR. URL <https://proceedings.mlr.press/v37/wilson15.html>.
- Duygu Nur Yaldiz, Yavuz Faruk Bakman, Baturalp Buyukates, Chenyang Tao, Anil Ramakrishna, Dimitrios Dimitriadis, Jieyu Zhao, and Salman Avestimehr. Do not design, learn: A trainable scoring function for uncertainty estimation in generative llms, 2024. URL <https://arxiv.org/abs/2406.11278>.
- Duygu Nur Yaldiz, Yavuz Faruk Bakman, Sungmin Kang, Alperen Öziş, Hayrettin Eren Yildiz, Mitash Ashish Shah, Zhiqi Huang, Anoop Kumar, Alf Samuel, Daben Liu, Sai Praneeth Karimireddy, and Salman Avestimehr. Truthtorchlm: A comprehensive library for predicting truthfulness in llm outputs, 2025. URL <https://arxiv.org/abs/2507.08203>.
- Zhangyue Yin, Qiushi Sun, Qipeng Guo, Zhiyuan Zeng, Xiaonan Li, Junqi Dai, Qinyuan Cheng, Xuanjing Huang, and Xipeng Qiu. Reasoning in flux: Enhancing large language models reasoning through uncertainty-aware adaptive guidance. In Lun-Wei Ku, Andre Martins, and Vivek Srikumar, editors, *Proceedings of the 62nd Annual*

- Meeting of the Association for Computational Linguistics (Volume 1: Long Papers)*, pages 2401–2416, Bangkok, Thailand, August 2024. Association for Computational Linguistics. doi: 10.18653/v1/2024.acl-long.131. URL <https://aclanthology.org/2024.acl-long.131/>.
- Tianhang Zhang, Lin Qiu, Qipeng Guo, Cheng Deng, Yue Zhang, Zheng Zhang, Chenghu Zhou, Xinbing Wang, and Luoyi Fu. Enhancing uncertainty-based hallucination detection with stronger focus. In Houda Bouamor, Juan Pino, and Kalika Bali, editors, *Proceedings of the 2023 Conference on Empirical Methods in Natural Language Processing*, pages 915–932, Singapore, December 2023. Association for Computational Linguistics. doi: 10.18653/v1/2023.emnlp-main.58. URL <https://aclanthology.org/2023.emnlp-main.58/>.
- Ruochen Zhao, Xingxuan Li, Shafiq Joty, Chengwei Qin, and Lidong Bing. Verify-and-edit: A knowledge-enhanced chain-of-thought framework. In Anna Rogers, Jordan Boyd-Graber, and Naoaki Okazaki, editors, *Proceedings of the 61st Annual Meeting of the Association for Computational Linguistics (Volume 1: Long Papers)*, pages 5823–5840, Toronto, Canada, July 2023. Association for Computational Linguistics. doi: 10.18653/v1/2023.acl-long.320. URL <https://aclanthology.org/2023.acl-long.320/>.
- Yukun Zhao, Lingyong Yan, Weiwei Sun, Guoliang Xing, Chong Meng, Shuaiqiang Wang, Zhicong Cheng, Zhaochun Ren, and Dawei Yin. Knowing what LLMs DO NOT know: A simple yet effective self-detection method. In Kevin Duh, Helena Gomez, and Steven Bethard, editors, *Proceedings of the 2024 Conference of the North American Chapter of the Association for Computational Linguistics: Human Language Technologies (Volume 1: Long Papers)*, pages 7051–7063, Mexico City, Mexico, June 2024. Association for Computational Linguistics. doi: 10.18653/v1/2024.naacl-long.390. URL <https://aclanthology.org/2024.naacl-long.390/>.
- Lianmin Zheng, Wei-Lin Chiang, Ying Sheng, Siyuan Zhuang, Zhanghao Wu, Yonghao Zhuang, Zi Lin, Zhuohan Li, Dacheng Li, Eric P. Xing, Hao Zhang, Joseph E. Gonzalez, and Ion Stoica. Judging llm-as-a-judge with mt-bench and chatbot arena. In *Proceedings of the 37th International Conference on Neural Information Processing Systems*, NIPS ’23, Red Hook, NY, USA, 2023. Curran Associates Inc.