

DOCREWARD: A DOCUMENT REWARD MODEL FOR STRUCTURING AND STYLIZING

Junpeng Liu^{1*} Yuzhong Zhao^{2*} Bowen Cao¹ Jiayu Ding³ Yilin Jia⁴ Tengchao Lv⁵
 Yupan Huang⁵ Shaohan Huang⁵ Nan Yang⁵ Li Dong⁵ Lei Cui⁵ Tao Ge⁵ Xun Wang⁵
 Huitian Jiao⁵ Sun Mao⁵ FNU Kartik⁵ Si-Qing Chen⁵ Wai Lam¹ Furu Wei⁵
¹CUHK ²UCAS ³XJTU ⁴UMich ⁵Microsoft
<https://aka.ms/GeneralAI>

ABSTRACT

Recent advances in agentic workflows have enabled the automation of tasks such as professional document generation. However, they primarily focus on textual quality, neglecting visual structure and style, which are crucial for readability and engagement. This gap arises mainly from the absence of suitable reward models to guide agentic workflows toward producing documents with stronger structural and stylistic quality. To address this, we propose DOCREWARD, a *Document Reward Model* that evaluates documents based on their structure and style. We construct a multi-domain dataset DOCPAIR of 117K paired documents, covering 32 domains and 267 document types, each including a high- and low-professionalism document with identical content but different structure and style. This enables the model to evaluate professionalism comprehensively, and in a textual-quality-agnostic way. DOCREWARD is trained using the Bradley-Terry loss to score documents, penalizing predictions that contradict the annotated ranking. To assess the performance of reward models, we create a test dataset containing document bundles ranked by well-educated human evaluators. Notably, DOCREWARD outperforms GPT-4o and GPT-5 in accuracy by **30.6** and **19.4** percentage points, respectively, demonstrating its superiority over baselines. In an extrinsic evaluation of document generation, DOCREWARD achieves a significantly higher win rate of **60.8%**, compared to GPT-5’s 37.7% win rate, demonstrating its utility in guiding generation agents toward producing human-preferred documents.

1 INTRODUCTION

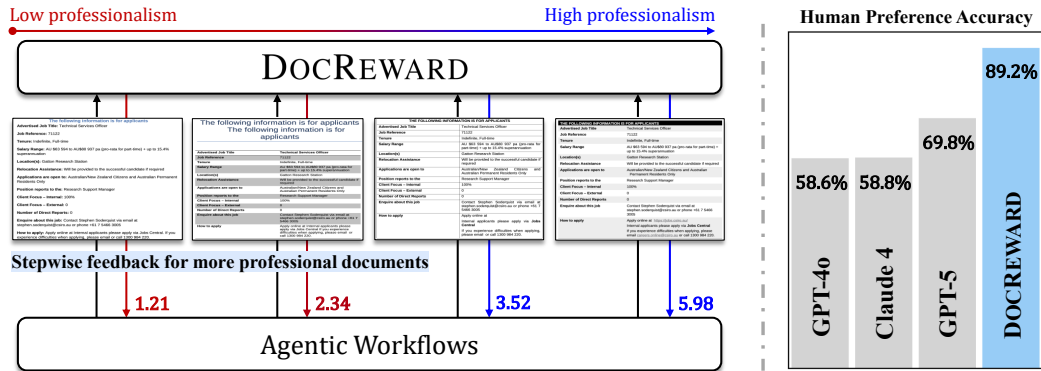


Figure 1: DOCREWARD automatically assesses document professionalism according to their structure and style, assisting existing agentic workflows for more professional document generation (left). It outperforms GPT-5 by 19.4% in human preference accuracy (right).

* Equal contribution. Work done during internship at Microsoft Research.

Recent advances in agentic workflows have automated many complex tasks, such as code generation (Peng et al., 2023; Cherny & Anthropic, 2025; Hong et al., 2024), image generation (comfyanonymous, 2025), visual understanding (Zheng et al., 2025; Marsili et al., 2025), math reasoning (Yan et al., 2025), and travel planning (Xie et al., 2024). A key focus of agentic workflows is the production of professional documents, including works like deep research (OpenAI, 2025a; Liang et al., 2025; Qwen, 2025) and technical documentation generation (Dvivedi et al., 2024). However, existing research about professional document generation primarily focuses on improving textual quality, neglecting the importance of visual structure and style, both of which play crucial roles in shaping document professionalism. A well-organized structure helps readers navigate the material smoothly, while a consistent style makes the content more readable and engaging. Together, these aspects help convey information more clearly and effectively. The neglect of structure and style mainly stems from the lack of suitable reward models, which are capable of guiding agentic workflows to produce documents with more professional structure and style.

To address this, we propose DOCREWARD, a **Document Reward Model**, specialized in assessing document professionalism in structure and style, as shown in Figure 1. However, building a reward model capable of providing a robust evaluation of visual structure and style is non-trivial, as it requires both *comprehensiveness* and *textual-quality-agnosticism*. Specifically, comprehensiveness refers to the ability to evaluate documents across diverse types, qualities, structures, and styles, while textual-quality-agnosticism, in this context, means that the model does not evaluate the inherent quality of the textual content itself, but instead assesses how well the structure and style of a document stand out, given the fixed content.

To achieve both comprehensiveness and textual-quality-agnosticism, we construct a multi-domain dataset, DOCPAIR, consisting of 117K paired documents, covering 32 domains and 267 document types, with each pair consisting of a high-professionalism sample and its low-professionalism counterpart. The paired documents share identical content but differ in structure and style. The construction of DOCPAIR consists of three phases: 1) *Curating High-Quality Professional Documents*. We curate a set of high-quality documents with strong professionalism in structure and style, from various domains (*e.g.*, government, education, science, etc.) 2) *Expanding Source Documents via Agents*. Next, we extract both the textual content and the rendered pages of the source documents. Subsequently, multiple generation agents are prompted to produce a new document that preserves the textual content of the original and adheres to appropriate structure and style. 3) *Ranking Documents*. When comparing a source document with its generated counterparts, the original human-authored version is always preferred. In other cases, we use the original professional document as a reference and employ GPT-5 (OpenAI, 2025b) to rank document bundles by their structural and stylistic professionalism.

Based on the constructed dataset, we train DOCREWARD to take rendered document pages as inputs and output a score reflecting the document’s professionalism in structure and style. The predicted scores of paired documents are optimized using the Bradley-Terry loss (Bradley & Terry, 1952; Ouyang et al., 2022), which penalizes violations of the annotated order.

To demonstrate the superiority and utility of DOCREWARD, we perform both intrinsic and extrinsic evaluations. For intrinsic evaluation, we create a test dataset of 473 human-annotated pairs across multiple document domains. Each pair is annotated by well-educated human evaluators, who assess the professionalism of the paired documents’ structure and style. Notably, as shown in Figure 1 (right), DOCREWARD outperforms GPT-4o (Hurst et al., 2024) and GPT-5 (OpenAI, 2025b) by 30.6 and 19.4 percentage points, respectively, in accuracy on the test dataset, demonstrating its superiority over existing approaches. For extrinsic evaluation, in a human evaluation of document generation, DOCREWARD as a reward model achieves a significantly higher win rate of 60.8%, compared to GPT-5’s 37.7%. This demonstrates its ability to guide generation agents in producing human-preferred documents, making it a valuable tool for improving document generation.

The contributions of this paper are summarized as follows:

- We propose DOCREWARD, a **Document Reward Model** specialized in assessing document professionalism in terms of structure and style.
- To equip DOCREWARD with comprehensiveness and textual-quality-agnosticism, we construct a multi-domain dataset DOCPAIR, consisting of 117K paired documents across 32 domains and

267 document types. This enables the model to evaluate professionalism in structure and style comprehensively and independently of inherent textual content quality.

- We propose a human-annotated test dataset for assessing document professionalism in structure and style. Experimental results show that DOCREWARD outperforms strong baselines including GPT-5. Furthermore, human evaluation of document generation demonstrates its effectiveness in improving document generation quality.

2 TASK FORMULATION

A document’s professionalism is determined by its textual content, structure, and style. Although large language models excel at evaluating textual quality, they are limited in assessing structure and style. To bridge this gap, we develop reward models tailored to these dimensions to advance agentic workflows in producing documents with more professional structure and style. In this section, we formulate the task and provide a clear definition of its objectives.

Let $\{D_i\}_{i=1}^N$ denote a set of N documents, where each document D_i consists of textual content $D_{\text{text},i}$ and rendered images $D_{\text{img},i}$. The document reward model \mathcal{R}_θ assigns scores to documents that share the same textual content, such that the scores reflect their structural and stylistic quality. This process is formalized as follows:

$$\begin{aligned} \max_{\theta} \quad & \text{Sim}(\pi^*, \text{Argsort}(\mathcal{R}_\theta(D_{\text{img},1}), \mathcal{R}_\theta(D_{\text{img},2}), \dots, \mathcal{R}_\theta(D_{\text{img},N}))) \\ \text{s.t.} \quad & D_{\text{text},i} = D_{\text{text},j}, \forall i, j, \end{aligned} \quad (1)$$

where “Sim” is a predefined similarity function that measures the agreement between the true and predicted quality orders. “Argsort” returns the indices of documents sorted by their predicted scores. π^* denotes the true indices reflecting the relative ranking of the documents in terms of structure and style.

In this paper, document professionalism in structure and style is defined as follows:

- *Structure*: proper use of white space, appropriate margins, clear section breaks, well-structured text alignment, adequate paragraph spacing, proper indentation, inclusion of page headers and footers, and logical, coherent organization of content.
- *Style*: appropriate font choices (type, size, color, readability), clear heading styles, effective use of emphasis (bold, italics), bullet points, numbering, and consistent formatting.

By optimizing \mathcal{R}_θ based on these factors, we obtain a reward model capable of assessing the structural and stylistic professionalism in a comprehensive and textual-quality-agnostic way.

3 DOCREWARD

We propose DOCREWARD, a reward model specializing in assessing the structural and stylistic professionalism of documents. DOCREWARD is trained on DOCPAIR, a diverse dataset of 117K document pairs (Section 3.1), and is optimized with a preference-based objective for structural and stylistic assessment (Section 3.2). The following sections detail the data construction pipeline and model design.

3.1 DATA CONSTRUCTION

As shown in Figure 2, we first collect a set of high-quality real-world source documents. The source documents are then expanded by multiple generation agents, and the resulting documents are grouped by shared textual content. Finally, each group of documents is annotated with a ranking π^* in terms of structure and style quality. The overall process results in DOCPAIR, a dataset comprising 117K document pairs, covering 32 domains and 267 document types. The construction procedure is detailed step by step below:

Curating High-Quality Professional Documents. As illustrated in Figure 2 (top), we first curate a corpus of human-authored Microsoft Word documents that spans both highly formal institutional writing and everyday professional communication. We draw on two complementary sources:

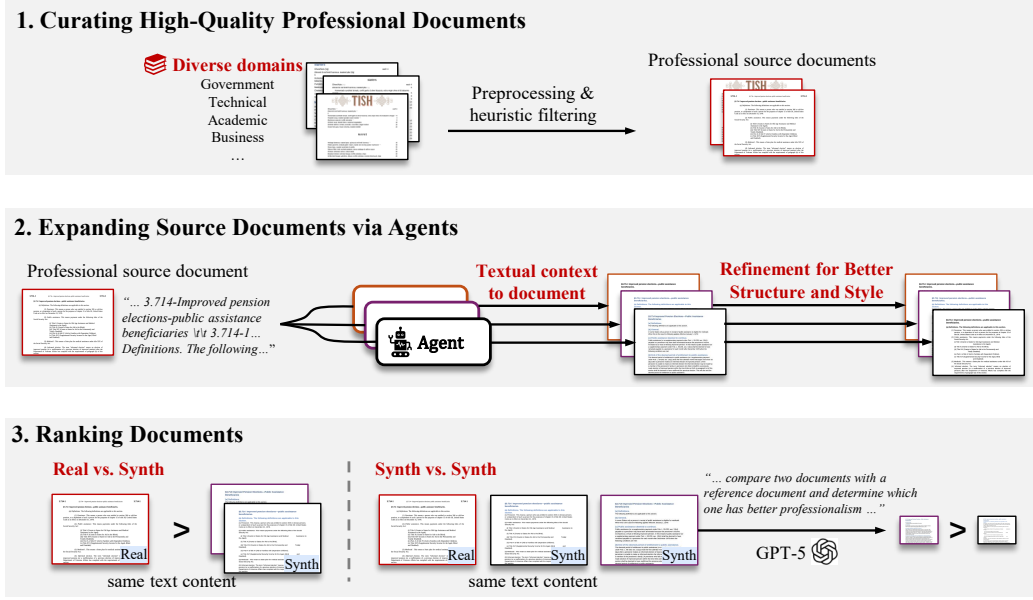


Figure 2: The data construction pipeline for DOCREWARD.

- *Government and institutional corpora:* GovDocs1 (Garfinkel et al., 2009) and NapierOne (Davies et al., 2022). GovDocs1 is a publicly available collection compiled from U.S. government (.gov) websites, including policy reports, administrative forms, statistical reports, public guidance, and meeting minutes, etc. NapierOne is a modern, comprehensive document dataset sourced from a wide range of public institutional materials and common office documents. These corpora provide authoritative, consistently professional exemplars of document structure and style.
- *Web document corpus:* We also draw from a diverse set of documents discovered in the CommonCrawl repository¹. This corpus captures a broad range of real-world professional documents from business, education, nonprofit, healthcare, and other sectors, such as proposals, syllabi, newsletters, technical manuals, and policy briefs. It substantially enhances structural and stylistic diversity across professional genres.

To ensure suitability for reward-model training, we apply a light-weight preprocessing and filtering pipeline before data construction. First, all files are converted to DOCX format to enable programmatic access and modification via PYTHON-DOCX². Next, we discard extreme or malformed cases (exceeding 20 pages, files larger than 1 MB dominated by images, and files smaller than 10 KB with trivial content). To efficiently reduce residual noise, we employ GPT-5 as a rigorous automated heuristic to flag poor structure/style on a [0, 10] scale; documents scoring above 8 are retained. A manual inspection of 200 randomly sampled retained documents confirms that this automated filter preserves high-quality professional samples.

Finally, we analyze the distribution of domains and document types to assess coverage. The filtered collection spans 32 domains (e.g., government, education, nonprofit, medical, scientific, legal, business, academic, technical) and over 267 document types (e.g., job descriptions, government forms, policy documents, meeting minutes, press releases, course syllabi). The top 10 domains and top 30 document types are shown in Figure 3 and Figure 4, respectively, demonstrating both breadth and diversity. These high-quality, professional documents form the foundation for constructing subsequent document bundles and comparison pairs.

Expanding Source Documents via Agents. As shown in Figure 2 (middle), to obtain documents with the same textual content but different structure and style, we construct two types of agents to

¹<https://commoncrawl.org/>

²<https://python-docx.readthedocs.io/en/latest/>

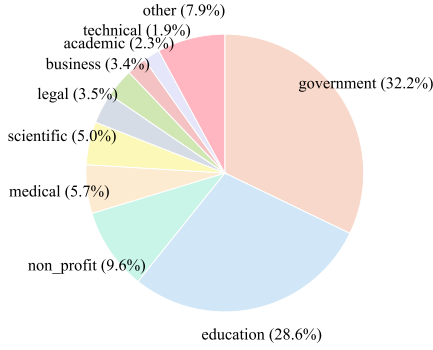


Figure 3: Top 10 Document Domain Distribution (Total: 32).

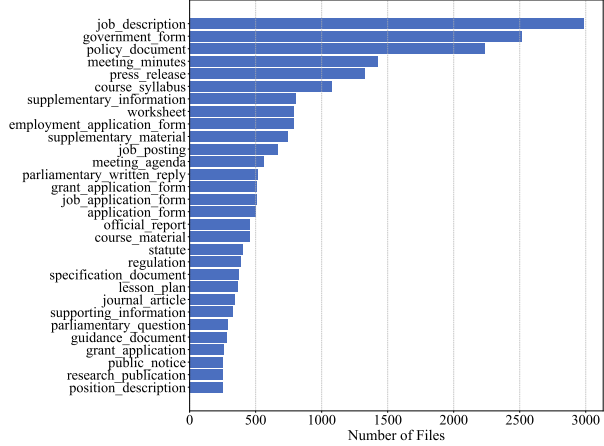


Figure 4: Top 30 Document Type Distribution.

synthesize new documents given the textual content (and rendered pages) of the source documents. To further increase the diversity of the synthesized documents, each agent can be empowered by different LLMs. The two proposed agents are detailed as follows:

- *Textual Content to Document.* The textual content is first extracted from the source documents, discarding all formatting, styling, and layout information. Then, advanced generation agents (e.g., GPT-4o, OpenAI o1 (OpenAI, 2024), Claude Sonnet 4 (Anthropic, 2025), and GPT-5) are used to synthesize DOCX documents via PYTHON-DOCX. This process simulates the real-world task of generating professionally structured and styled documents from plain text.
- *Refinement for Better Structure and Style.* To further improve the structure and style of synthesized documents, we refine them by comparing with the original human-authored documents in terms of structure and style. The refinement process consists of two stages: 1) Generation agents are provided with the PYTHON-DOCX code, rendered pages, and structured textual representation of the synthesized document, along with the rendered pages of the original human-authored document, to generate a refinement plan. 2) Using this refinement plan, the agents modify the PYTHON-DOCX code to produce refined documents with better structure and style.

Since generation agents may omit textual content from the original documents, we remove any synthesized documents whose textual content deviates significantly from that of the original human-authored one. The remaining synthesized documents are then grouped with their originals to facilitate subsequent processing. For the details and prompts of this phase, please refer to Appendix A.3 and Appendix A.4.

Ranking Documents. As shown in Figure 2 (bottom), the documents within the same group share identical textual content and are organized into pairs. The annotation task is to assess the relative professionalism in terms of structure and style for each pair, which is carried out under the following two cases:

- *Real v.s. Synth.* If any sample in the pair is from the human-authored professional documents 3.1, it is directly designated as the preferred (winner).
- *Synth v.s. Synth.* When both samples in the pair are generated by agents, we prompt GPT-5 with a document triplet $\{D_{\text{real}}, D_{\text{synth1}}, D_{\text{synth2}}\}$, where the human-authored professional document D_{real} is used as a reference to decide which synthetic sample is preferred. GPT-5 achieves an average accuracy of 92.5% on a human-annotated evaluation set consisting of 120 pairs in our preliminary test, demonstrating that the triple-wise annotation method is reliable and well-aligned with human judgment. The prompt is presented in Appendix A.4.

The two types of annotations are both guided by human-authored professional documents, and serve complementary purposes: “*Real vs. Synth*” pairs steer agentic workflows toward human-level doc-

Domains	Doc. Types	Docs	Avg. Page	Doc. Pairs		
				Total	Real <i>vs.</i> Synth	Synth <i>vs.</i> Synth
32	267	69,137	3.2	117,108	36,664	80,444

Table 1: Data statistics of the constructed DOCPAIR.

ument generation, while “*Synth vs. Synth*” pairs promote self-refinement. The data statistics of the constructed dataset, *i.e.*, DOCPAIR, are shown in Table 1.

3.2 MODEL STRUCTURE AND OPTIMIZATION

We adopt Qwen-2.5-VL (Bai et al., 2025) as the base model due to its advanced native multi-image input capabilities, which allow for a more comprehensive analysis of multi-page documents. An N-page document is converted into N images, which are then input into the model. A regression head is added to predict a scalar score on top of the output hidden states. More implementation details are presented in Appendix A.2.

We optimize DOCREWARD using the Bradley-Terry (BT) loss, which is specifically designed for learning from pairwise preferences. Specifically, let D_{img}^w and D_{img}^l be the rendered pages of the preferred (winner) and those of the less preferred (loser) in a paired comparison, respectively, then, the DOCREWARD (formatted as \mathcal{R}_θ), takes in the rendered pages of each document and outputs scores, separately, which are supervised with the following objective:

$$\min_{\theta} -\log \sigma(\mathcal{R}_\theta(D_{\text{img}}^w) - \mathcal{R}_\theta(D_{\text{img}}^l)), \quad (2)$$

where σ is the sigmoid function, defined as $\sigma(x) = \frac{1}{1+e^{-x}}$. This objective encourages the model to assign a higher score to the preferred document compared to the less preferred one.

4 EXPERIMENTS

We conduct experiments to evaluate the effectiveness of DOCREWARD in assessing both structural and stylistic professionalism of documents. This section includes evaluation dataset annotation, quantitative comparisons with strong baselines, extrinsic evaluation of document generation, and qualitative analyses.

4.1 EVALUATION DATASET COLLECTION AND HUMAN ANNOTATION

A subset of the curated documents in Section 3.1 is set aside as evaluation documents. To diversify the evaluation dataset, we consider the following six types of documents using the method described in Section 3.1. Four of them are obtained via the *Textual Content to Document* agent, which generates DOCX documents using different LLMs (*e.g.*, GPT-4o, OpenAI o1, Claude Sonnet 4, and GPT-5). One type comes from the *Refinement for Better Structure and Style* agent, where GPT-5 is employed to refine synthesized documents. The last type consists of the original human-authored documents. Together, these six types constitute the origins of samples in our evaluation dataset. For each group of documents sharing the same content but differing in structure and style, human experts meticulously rank their quality based on structure and style. To facilitate model evaluation, these ranked relationships are converted into a total of 473 comparison pairs, each consisting of two documents and a binary label indicating the preferred one. To ensure the quality of human annotation, two highly educated annotators annotate the same subset of documents; then, we calculate the overall percentage of decisions on which the annotators agreed, which is 91.6%. This demonstrates the good agreement between annotators.

4.2 BASELINES AND EVALUATION SETTINGS

We evaluate our approach against several strong language models, including GPT-4o, Claude Sonnet 4, and GPT-5. Two evaluation settings are considered: *pairwise* and *pointwise*. In the pairwise setting, the model receives the rendered pages of two documents and is instructed to predict which

Model	Human Preference Accuracy (%)		
	Synth vs. Synth	Real vs. Synth	Overall
Pairwise Setting			
GPT-4o (Hurst et al., 2024)	58.91	66.43	63.22
Claude Sonnet 4 (Anthropic, 2025)	57.86	69.02	64.26
GPT-5 (OpenAI, 2025b)	64.78	72.32	69.1
Pointwise Setting			
GPT-4o (Hurst et al., 2024)	50.99	64.21	58.56
Claude Sonnet 4 (Anthropic, 2025)	48.02	66.79	58.77
GPT-5 (OpenAI, 2025b)	64.85	73.43	69.77
DOCREWARD-3B (Ours)	72.77	97.42	86.89
DOCREWARD-7B (Ours)	78.22	97.42	89.22

Table 2: Accuracy of Models on the proposed evaluation dataset. ‘Real vs. Synth’ represents evaluation pairs where a human-authored document is compared against a document generated by an agent. ‘Synth vs. Synth’ represents evaluation pairs where two agent-generated documents are compared.

document exhibits superior structure and style. In the pointwise setting, the model is provided with the rendered pages of a single document and assign a scalar score for structure and style without any reference document. The evaluation metric is accuracy, defined as the proportion of predictions that correctly match human annotations in the evaluation dataset.

4.3 RESULTS ON EVALUATION DATASET

Superior Performance of DOCREWARD over Baselines. As presented in Table 2, on the human-annotated evaluation dataset, DOCREWARD-3B and DOCREWARD-7B, achieve substantial improvements over strong baselines including GPT-4o, Claude Sonnet 4, and GPT-5. In particular, DOCREWARD-7B achieves an overall human preference accuracy of 89.22% , 19.45 points higher than the strongest closed-source baseline (GPT-5, 69.77%). In the critical “Real vs. Synth” setting, DOCREWARD-7B achieves 97.42%, indicating near-perfect alignment with human judgments when distinguishing professional human-authored documents from synthetic ones. Even in the more challenging “Synth vs. Synth” setting, DOCREWARD-7B maintains 78.22%, substantially higher than GPT-5 (64.85%). These results demonstrate that DOCREWARD effectively captures structural and stylistic quality signals that existing LLMs overlook.

Position Bias in Pairwise Baselines. To assess potential order effects in pairwise evaluation, we tallied how often each baseline model selected the first versus the second document as the preferred option. As shown in Table 3. The analysis reveals that GPT-4o and Claude Sonnet 4 exhibit a noticeable position bias, with a consistent tendency to favor the second document in the pair. In contrast, GPT-5 shows almost no such bias, producing balanced selections across positions. This finding highlights an important caveat for developing future pairwise reward models: even when document order is randomized, systematic position biases can distort evaluation results. Our proposed DOCREWARD, being a pointwise model, does not suffer from such order effects, ensuring more stable and unbiased preference predictions.

Reward Models	Position 1	Position 2
GPT-4o	202	271
Claude Sonnet 4	189	284
GPT-5	240	233

Table 3: Position Preferred Times of Pairwise Baselines.

Reward Models	Win	Lose	Tie
Random	24.6	66.2	9.2
GPT-5	37.7	40.0	22.3
DOCREWARD (Ours)	60.8	16.9	22.3

Table 4: Extrinsic evaluation results. DOCREWARD shows utility for professional document generation.

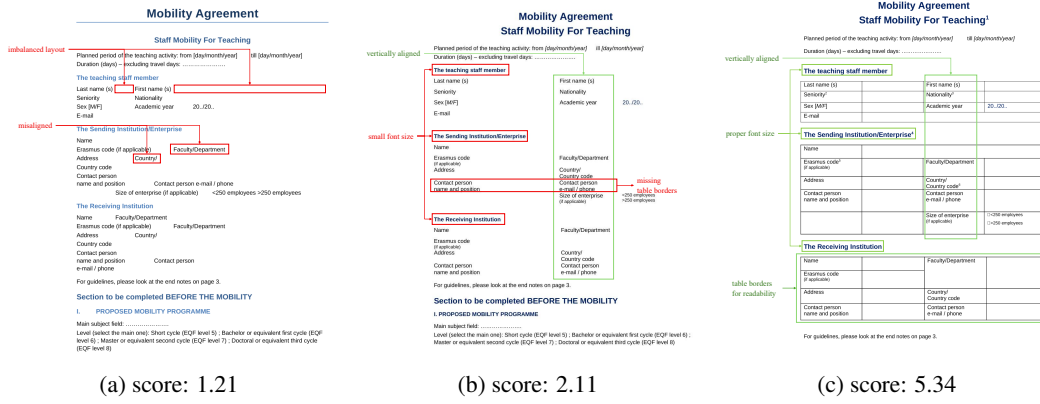


Figure 5: DOCREWARD’s assessment of structural and stylistic professionalism.

4.4 IMPROVING DOCUMENT GENERATION WITH DOCREWARD

To demonstrate the effect of our DOCREWARD as a reward model in document generation, we conduct an extrinsic evaluation. A document agent generates N documents given the same text content and then a reward model identifies the best one from the documents according to their scores. We compare three reward models: random, GPT-5, and DOCREWARD. Human annotators rank the selected documents from each reward models according to their structure and style. Finally, we calculate the win/lose/tie rates for each reward model against the others. As presented in Table 4, the random baseline performs poorly, winning only 24.6% of comparisons and losing 66.2%. GPT-5 achieves more balanced results with a win rate of 37.7%. By contrast, DOCREWARD substantially outperforms both baselines, achieving a win rate of 60.8% and losing only 16.9% of the time. These results indicate that DOCREWARD’s reward signal better captures the structural and stylistic qualities that humans value. The evaluation demonstrates that plugging DOCREWARD into a standard document agent improves the final, human-preferred output without changing the underlying agent itself. The evaluation details are presented in Appendix A.5.

4.5 CASE STUDY

We present a case study on documents with identical textual content but different structures and styles in Figure 5. In case (a), the allocation of whitespace is ineffective, with insufficient space between *Last Name* and excessive space between *First Name*, leading to an imbalanced layout. Key fields such as *Faculty/Department*, *Country*, and *Country Code* are not vertically aligned, causing a cluttered and disorganized layout. This poor alignment and inconsistent spacing result in a low score of 1.21 from DOCREWARD. Case (b) adopts a table-like arrangement, but the level-1 heading *The teaching staff member* is too small and does not stand out from the body text, diminishing its impact. Additionally, the lack of borders around input fields makes it hard to locate items easily, resulting in a moderate score of 2.11. Case (c) provides a clear and well-structured layout, with headings appropriately larger than the body text and better readability, earning the highest rating of 5.34. These results show that DOCREWARD effectively captures document professionalism in structure and style. Additional cases are provided in Appendix A.7.

4.6 VISUALIZATION OF ATTENTION MAP

To understand DOCREWARD’s internal decision-making process, we conduct probing experiments analyzing its attention maps within the language model part. The attention maps are computed over image patches. As shown in Figure 6, the attention maps reveal that the model relies more on structural and formatting cues than on semantic content when evaluating document professionalism. In Figure 6a, attention is focused on headings and numbering, indicating sensitivity to structure clarity and logical flow. The model also allocates considerable attention to page headers (i.e., “CS-66”) and footers at bottom right corner (i.e., “DEC. 2006”), suggesting that the inclusion of page headers and footers is an important signal of professional structure. In Figure 6b, the model attends strongly

to bullet points, suggesting that formatting consistency and emphasis markers are key professionalism signals. In Figure 6c, attention is dispersed across table grids, highlighting the importance of text alignment and readability in structured tabular layouts. Moreover, the attention maps show notable focus on the four page corners, suggesting that DOCREWARD implicitly checks for uniform margins and balanced whitespace, which are strong indicators of professional layout design.

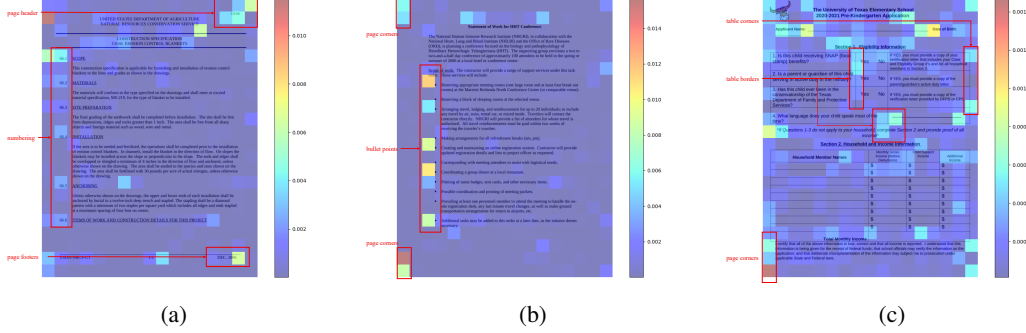


Figure 6: Visualization of attention maps. DOCREWARD captures structural and stylistic elements, such as headings, alignment, and whitespace, in its evaluation of document professionalism.

5 RELATED WORK

Aesthetic and Professionalism Assessment. In graphic design, AesthetiQ (Zhang et al., 2024) utilizes multimodal LLMs as preference evaluators to align layout generation with aesthetic requirements, while diffusion-based methods such as LACE (Li et al., 2023) introduce differentiable constraints to directly optimize layout attributes. For web and mobile interfaces, systems like Calista (Yu et al., 2019) and Android UIs (Fu et al., 2024) use explicit ratings and pairwise comparisons to model visual appeal, showing correlations with usability. Additionally, photo aesthetics are modeled using layout-aware CNNs such as A-Lamp (Li et al., 2018), and similar techniques extend to video (Liu & Yu, 2023). These studies show that aesthetic principles can guide AI development and that human preferences are reliable supervisory signals, but they focus on images or UI interfaces rather than multi-page documents, where professionalism depends on both structure and style.

Document AI: Structure and Generation. Document AI research mainly targets semantic parsing and content understanding. Models such as LayoutLM (Xu et al., 2020) and ReLayout (Jiang et al., 2024), along with OCR-based pipelines (Subramani et al., 2020), identify logical elements such as headings, tables, and semantic groups to support information extraction and classification. Recent work also explores automatic document or layout generation (Lin et al., 2023; Tang et al., 2023; Tian et al., 2025), but evaluation has primarily been limited to content correctness or basic formatting. As a result, the assessment of document professionalism—particularly visual structure and style—remains largely unexplored.

Preference Learning and Reward Models. A major challenge in professionalism assessment is acquiring feedback signals that reflect human judgment. Preference-based reward modeling addresses this issue by training on pairwise comparisons to approximate preferences, forming the basis of alignment methods like RLHF (Stiennon et al., 2020) and DPO (Rafailov et al., 2023). This demonstrates that preference data offers a scalable and effective way to align generative models with nuanced expectations.

6 CONCLUSION

In this paper, we introduced DOCREWARD, a document reward model designed to assess structural and stylistic professionalism. Our key contributions include the construction of a multi-domain dataset DOCPAIR of 117K paired documents, each with high- and low-professionalism counterparts. We train DOCREWARD using the Bradley-Terry loss. Rigorous evaluation on a human-annotated test

set demonstrated DOCREWARD’s superior performance, outperforming GPT-4o and GPT-5 by **30.6**, **19.4** percentage points, respectively in human preference accuracy. Moreover, a human preference evaluation demonstrates its utility to guide generation agents toward producing human-preferred documents.

REFERENCES

- Anthropic. Introducing claude 4. <https://www.anthropic.com/news/claude-4>, May 2025. Accessed: 2025-09-24.
- Shuai Bai, Keqin Chen, Xuejing Liu, Jialin Wang, Wenbin Ge, Sibao Song, Kai Dang, Peng Wang, Shijie Wang, Jun Tang, et al. Qwen2. 5-vl technical report. *arXiv preprint arXiv:2502.13923*, 2025.
- Ralph Allan Bradley and Milton E Terry. Rank analysis of incomplete block designs: I. the method of paired comparisons. *Biometrika*, 39(3/4):324–345, 1952.
- Boris Cherny and Anthropic. Claude code: Best practices for agentic coding. <https://www.anthropic.com/engineering/claude-code-best-practices>, April 2025. Accessed: 2025-09-24.
- comfyanonymous. Comfyui: A modular graph-based interface for diffusion workflows. <https://github.com/comfyanonymous/ComfyUI>, 2025. Commit #<commit-hash>, accessed: YYYY-MM-DD.
- Simon R Davies, Richard Macfarlane, and William J Buchanan. Napierone: A modern mixed file data set alternative to govdocs1. *Forensic Science International: Digital Investigation*, 40:301330, 2022.
- Shubhang Shekhar Dvivedi, Vyshnav Vijay, Sai Leela Rahul Pujari, Shoumik Lodh, and Dhruv Kumar. A comparative analysis of large language models for code documentation generation. In *Proceedings of the 1st ACM international conference on AI-powered software*, pp. 65–73, 2024.
- Yuzheng Fu, Yulin Zhang, Yuchen Li, Ruoyu Zheng, and Qiming Liu. Aesthetic prediction of mobile app user interface by hybrid deep learning. *IEEE Transactions on Multimedia*, 2024.
- Simson Garfinkel, Paul Farrell, Vassil Roussev, and George Dinolt. Bringing science to digital forensics with standardized forensic corpora. *digital investigation*, 6:S2–S11, 2009.
- Sirui Hong, Mingchen Zhuge, Jonathan Chen, Xiwu Zheng, Yuheng Cheng, Ceyao Zhang, Jinlin Wang, Zili Wang, Steven Ka Shing Yau, Zijuan Lin, et al. Metagpt: Meta programming for a multi-agent collaborative framework. *International Conference on Learning Representations, ICLR*, 2024.
- Aaron Hurst, Adam Lerer, Adam P Goucher, Adam Perelman, Aditya Ramesh, Aidan Clark, AJ Ostrow, Akila Welihinda, Alan Hayes, Alec Radford, et al. Gpt-4o system card. *arXiv preprint arXiv:2410.21276*, 2024.
- Zhouqiang Jiang, Bowen Wang, Junhao Chen, and Yuta Nakashima. Relayout: Towards real-world document understanding via layout-enhanced pre-training. *arXiv preprint arXiv:2410.10471*, 2024.
- Chenglong Li, Jiansheng Wang, Song Yan, Chen Song, and Lianyi He. A-lamp: Adaptive layout-aware multi-patch deep cnn for photo aesthetic assessment. In *Proceedings of the 26th ACM international conference on Multimedia*, pp. 177–185, 2018.
- Yuxin Li, Qinglin Zhang, Chen Fang, Jin Xiao, and Wen Xu. Towards aligned layout generation via diffusion model with aesthetic constraints. In *The Eleventh International Conference on Learning Representations (ICLR)*, 2023.
- Xinbin Liang, Jinyu Xiang, Zhaoyang Yu, Jiayi Zhang, Sirui Hong, Sheng Fan, and Xiao Tang. Openmanus: An open-source framework for building general ai agents, 2025. URL <https://doi.org/10.5281/zenodo.15186407>.
- Jiawei Lin, Jiaqi Guo, Shizhao Sun, Zijiang Yang, Jian-Guang Lou, and Dongmei Zhang. Layout-prompter: Awaken the design ability of large language models. *Advances in Neural Information Processing Systems*, 36:43852–43879, 2023.

- Chang Liu and Han Yu. Ai-empowered persuasive video generation: A survey. *ACM Computing Surveys*, 55(13s):1–31, 2023.
- Damiano Marsili, Rohun Agrawal, Yisong Yue, and Georgia Gkioxari. Visual agentic ai for spatial reasoning with a dynamic api. In *Proceedings of the Computer Vision and Pattern Recognition Conference (CVPR)*, pp. 19446–19455, June 2025.
- OpenAI. Openai o1 system card. <https://openai.com/index/openai-o1-system-card/>, December 2024. Updated: December 5, 2024. Accessed: 2025-09-24.
- OpenAI. Introducing deep research. <https://openai.com/index/introducing-deep-research/>, February 2025a. Accessed: 2025-09-24.
- OpenAI. Gpt-5 system card. <https://openai.com/index/gpt-5-system-card/>, August 2025b. Accessed: 2025-09-24.
- Long Ouyang, Jeffrey Wu, Xu Jiang, Diogo Almeida, Carroll Wainwright, Pamela Mishkin, Chong Zhang, Sandhini Agarwal, Katarina Slama, Alex Ray, et al. Training language models to follow instructions with human feedback. *Advances in neural information processing systems*, 35: 27730–27744, 2022.
- Sida Peng, Eirini Kalliamvakou, Peter Cihon, and Mert Demirel. The impact of ai on developer productivity: Evidence from github copilot. *arXiv preprint arXiv:2302.06590*, 2023.
- Alibaba Cloud / Qwen. Deep research — qwen. https://chat.qwen.ai/?inputFeature=deep_research, 2025. Accessed: 2025-09-24.
- Rafael Rafailov, Archit Sharma, Eric Mitchell, Christopher D Manning, Stefano Ermon, and Chelsea Finn. Direct preference optimization: Your language model is secretly a reward model. *Advances in neural information processing systems*, 36:53728–53741, 2023.
- Long Ouyang Stiennon, Jeffrey Wu, Daniel M Ziegler, Ryan Lowe, Jeremy Voss, Alec Radford, Dario Amodei, and Paul F Christiano. Learning to summarize from human feedback. *Advances in Neural Information Processing Systems*, 33:11345–11358, 2020.
- Nishant Subramani, Alexandre Matton, Malcolm Greaves, and Adrian Lam. A survey of deep learning approaches for ocr and document understanding. *arXiv preprint arXiv:2011.13534*, 2020.
- Zecheng Tang, Chenfei Wu, Juntao Li, and Nan Duan. Layoutnuwa: Revealing the hidden layout expertise of large language models. *arXiv preprint arXiv:2309.09506*, 2023.
- Jiaxu Tian, Xuehui Yu, Yaoxing Wang, Pan Wang, Guangqian Guo, and Shan Gao. Relayout: Integrating relation reasoning for content-aware layout generation with multi-modal large language models. *arXiv preprint arXiv:2507.05568*, 2025.
- Jian Xie, Kai Zhang, Jiangjie Chen, Tinghui Zhu, Renze Lou, Yuandong Tian, Yanghua Xiao, and Yu Su. Travelplanner: A benchmark for real-world planning with language agents. *arXiv preprint arXiv:2402.01622*, 2024.
- Yiheng Xu, Minghao Li, Lei Cui, Shaohan Huang, Furu Wei, and Ming Zhou. Layoutlm: Pre-training of text and layout for document image understanding. In *Proceedings of the 26th ACM SIGKDD international conference on knowledge discovery & data mining*, pp. 1192–1200, 2020.
- Yibo Yan, Shen Wang, Jiahao Huo, Philip S. Yu, Xuming Hu, and Qingsong Wen. MathAgent: Leveraging a mixture-of-math-agent framework for real-world multimodal mathematical error detection. In Georg Rehm and Yunyao Li (eds.), *Proceedings of the 63rd Annual Meeting of the Association for Computational Linguistics (Volume 6: Industry Track)*, pp. 69–82, Vienna, Austria, July 2025. Association for Computational Linguistics. ISBN 979-8-89176-288-6. doi: 10.18653/v1/2025.acl-industry.7. URL <https://aclanthology.org/2025.acl-industry.7/>.

Huimin Yu, Meng Wu, and Bo Cui. Calista: A deep learning-based system for understanding and evaluating website aesthetics. *ACM Transactions on Information Systems (TOIS)*, 37(4):1–27, 2019.

Xueru Zhang, Chen Peng, Xin Liao, Shugong Hou, Yang Fan, Li Liang, Yaohui Zhao, and Chunhui Zhang. Aesthetiq: Enhancing graphic layout design via aesthetic-aware preference alignment of multi-modal large language models. In *The Twelfth International Conference on Learning Representations (ICLR)*, 2024.

Yaowei Zheng, Richong Zhang, Junhao Zhang, Yanhan Ye, Zheyang Luo, Zhangchi Feng, and Yongqiang Ma. Llamafactory: Unified efficient fine-tuning of 100+ language models. *arXiv preprint arXiv:2403.13372*, 2024.

Ziwei Zheng, Michael Yang, Jack Hong, Chenxiao Zhao, Guohai Xu, Le Yang, Chao Shen, and Xing Yu. Deepeyes: Incentivizing” thinking with images” via reinforcement learning. *arXiv preprint arXiv:2505.14362*, 2025.

Table of Contents in Appendix

A	Appendix	15
A.1	The Use of Large Language Models	15
A.2	Model Implementation Details	15
A.3	Source Documents Expansion	15
A.4	Prompts	15
A.5	Details of Extrinsic Evaluation	23
A.6	Ablation Study of Inputs	23
A.7	More Examples of Case Study	23

A APPENDIX

A.1 THE USE OF LARGE LANGUAGE MODELS

Following the completion of the draft by the human authors, a large language model was employed to enhance the clarity and academic tone of specific sections.

A.2 MODEL IMPLEMENTATION DETAILS

Our document reward model is built upon the Qwen2.5-VL multimodal architecture, with the maximum input pixels set to 300,000. It is configured with a maximum context length of 16,000 tokens to ensure comprehensive understanding. Training utilizes the AdamW optimizer with a learning rate of $1e-6$ and a batch size of 256 over 3 epochs. All training was conducted on 8 NVIDIA A100 GPUs. The training code is based on LLaMA-Factory (Zheng et al., 2024).

A.3 SOURCE DOCUMENTS EXPANSION

To ensure that the reward model learns to assess differences in structure and style rather than content, we applied a rigorous filtering process. Using `python-docx`, we extracted text from pairs of Microsoft Word DOCX documents and computed their word counts. Only pairs with a word count difference of fewer than 20 words were retained, ensuring comparable content while isolating variation in structure and style. For the constructed training dataset DOCPAIR, both GPT-4o and GPT-5 serve as the base models of agents.

A.4 PROMPTS

Domain and Type Classification Prompt

```
You are an expert document quality evaluator and domain classifier.
Your task is to assess the professionalism, layout quality, and
readability of documents based on their visual appearance, and
classify the document's domain.

You will be provided with screenshot images of document pages. First,
classify the document domain and then evaluate the document on
quality criteria.

**DOMAIN AND DOCUMENT TYPE CLASSIFICATION**:
Classify the document on two levels:

1. **Domain Classification**: Choose the broad domain category (e.g.,
technical, personal, legal, scientific, government, financial,
medical, business, education, marketing, academic, news,
entertainment, sports, non_profit, religious, insurance,
real_estate, automotive, travel, hospitality, retail,
manufacturing, logistics, etc.)

2. **Document Type Classification**: Identify the specific document
type within that domain. Examples include:
- Technical: engineering_report, user_manual,
software_documentation, specification_document, etc.
- Personal: cv, personal_report, resume, personal_letter, etc.
- Legal: legal_brief, legal_opinion, contract, regulatory_text,
court_filing, etc.
- Scientific: technical_paper, research_publication,
scientific_study, laboratory_report, etc.
- Government: regulation, white_paper, official_report,
government_form, policy_document, etc.
- Financial: audit_report, investment_report, financial_statement,
banking_document, etc.
```

- Medical: pharmaceutical_document, clinical_report, medical_manual, research_study, etc.
- Business: corporate_memo, business_plan, presentation, financial_report, marketing_brochure, etc.
- Education: thesis, textbook, academic_report, research_paper, course_material, etc.
- Marketing: brand_guidelines, campaign_brief, advertising_proposal, market_analysis, social_media_strategy, etc.
- Academic: dissertation, grant_proposal, conference_paper, journal_article, literature_review, etc.
- News: press_release, news_article, interview_transcript, editorial, media_kit, etc.
- Entertainment: production_notes, script, event_program, casting_call, performance_review, etc.
- Sports: athlete_profile, game_report, coaching_guide, training_manual, tournament_bracket, etc.
- Non_profit: annual_report, fundraising_proposal, impact_report, volunteer_handbook, grant_application, etc.
- Religious: ceremony_program, sermon_notes, prayer_book, religious_text, pastoral_letter, etc.
- Insurance: claims_form, policy_document, underwriting_report, risk_assessment, coverage_summary, etc.
- Real_estate: lease_agreement, property_listing, market_analysis, appraisal_report, property_brochure, etc.
- Automotive: parts_catalog, service_manual, recall_notice, safety_report, warranty_document, etc.
- Travel: travel_guide, itinerary, visa_application, booking_confirmation, hotel_brochure, etc.
- Hospitality: staff_handbook, menu, guest_services_guide, reservation_system, event_planning_document, etc.
- Retail: inventory_report, product_catalog, customer_survey, sales_analysis, store_policy, etc.
- Manufacturing: production_schedule, quality_control_report, equipment_manual, safety_protocol, process_documentation, etc.
- Logistics: delivery_schedule, shipping_manifest, transportation_plan, warehouse_inventory, supply_chain_analysis, etc.

Choose the most specific and accurate document type that describes the document's purpose and content. You may use other document types not listed above if they better describe the document.

Document Scoring Prompt for Proprietary Models (point-wise)

You are an expert document quality evaluator. Your task is to assess the professionalism, layout quality, and readability of documents based on their visual appearance.

You will be provided with screenshot images of document pages. Evaluate the document on the following criteria:

1. **Layout and Design**:
 - Professional appearance and visual appeal
 - Consistent formatting and spacing
 - Proper use of headings, subheadings, and hierarchy
 - Appropriate margins and white space usage
 - Overall visual balance and organization
2. **Readability and Typography**:
 - Font choices and consistency
 - Text size and legibility
 - Line spacing and paragraph structure

- Text alignment and justification

3. **Professional Standards**:
 - Document structure and organization
 - Use of professional elements (headers, footers, page numbers)
 - Consistency across pages (if multiple pages provided)
 - Overall polish and attention to detail
4. **Visual Elements**:
 - Quality and placement of images, tables, or charts
 - Integration of visual elements with text
 - Professional presentation of data

Rate the document on a scale from 0 to 10, where:

- 9 to 10: Exceptional professional quality
- 7 to 8: High professional standard
- 5 to 6: Good professional appearance
- 4: Average / acceptable quality
- 2 to 3: Below average, needs improvement
- 0 to 1: Poor quality, significant issues

Your response should follow this format:

1. First, provide a detailed analysis of each evaluation criteria mentioned above
2. Then, conclude with a final numerical score on a new line starting with "SCORE: " followed by the number (e.g., "SCORE: 7.250")

Document Scoring Prompt for Proprietary Models(Pair-wise)

You are an expert document quality evaluator. Your task is to compare two documents and determine which one has better professionalism, layout quality, and readability based on their visual appearance.

You will be provided with screenshot images of all pages from two documents: Document A and Document B. Compare the documents on the following criteria:

1. **Layout and Design**:
 - Professional appearance and visual appeal
 - Consistent formatting and spacing
 - Proper use of headings, subheadings, and hierarchy
 - Appropriate margins and white space usage
 - Overall visual balance and organization
2. **Readability and Typography**:
 - Font choices and consistency
 - Text size and legibility
 - Line spacing and paragraph structure
 - Text alignment and justification
3. **Professional Standards**:
 - Document structure and organization
 - Use of professional elements (headers, footers, page numbers)
 - Consistency across pages
 - Overall polish and attention to detail
4. **Visual Elements**:
 - Quality and placement of images, tables, or charts
 - Integration of visual elements with text
 - Professional presentation of data

Your response should follow this format:

1. First, provide a detailed comparative analysis of each evaluation criteria for both documents
2. Then, conclude with your preference on a new line starting with "PREFERENCE: " followed by either "A" or "B" (e.g., "PREFERENCE: A", "PREFERENCE: B")

Choose the document that demonstrates superior overall quality, professionalism, and visual presentation.

Document Scoring Prompt for Proprietary Models (triple-wise)

You are an expert document quality evaluator. Your task is to compare two documents and determine which one has better professionalism, layout quality, and readability based on their visual appearance.

You will be provided with screenshot images of all pages from three documents: Document A, Document B, and the Original document (ground truth reference). The Original document serves as a reference standard. Compare Documents A and B on the following criteria:

1. **Layout and Design**:
 - Professional appearance and visual appeal
 - Consistent formatting and spacing
 - Proper use of headings, subheadings, and hierarchy
 - Appropriate margins and white space usage
 - Overall visual balance and organization
2. **Readability and Typography**:
 - Font choices and consistency
 - Text size and legibility
 - Line spacing and paragraph structure
 - Text alignment and justification
3. **Professional Standards**:
 - Document structure and organization
 - Use of professional elements (headers, footers, page numbers)
 - Consistency across pages
 - Overall polish and attention to detail
4. **Visual Elements**:
 - Quality and placement of images, tables, or charts
 - Integration of visual elements with text
 - Professional presentation of data

Your response should follow this format:

1. First, provide a detailed comparative analysis of each evaluation criteria for both documents, taking the Original document as reference for quality standards
2. Then, conclude with your preference on a new line starting with "PREFERENCE: " followed by either "A" or "B" (e.g., "PREFERENCE: A", "PREFERENCE: B")

Choose the document that demonstrates superior overall quality, professionalism, and visual presentation.

Prompt for Document Generation

Based on the following plain text content (extracted from a DOCX document), generate Python code using python-docx library to create a new, well-formatted DOCX document with appropriate styles and formatting:

Plain Text Content (no formatting):
{editing_plan}

Output file: {output_file_path}

TASK OVERVIEW:

You are given ONLY the plain text content of a document (without any formatting, styles, or structure information). Your job is to:

1. Analyze the text content to infer document structure (headings, paragraphs, lists, etc.)
2. Create a new DOCX document from scratch
3. Apply appropriate professional formatting and styles to make it look like a proper document
4. Add visual hierarchy, consistent formatting, and professional appearance

IMPORTANT REQUIREMENTS:

1. Create a completely NEW DOCX document based on the plain text content
2. ****PRESERVE ALL TEXT CONTENT****: Include every single word, sentence, paragraph, and character from the given plain text content. Do NOT omit, skip, or modify any text content.
3. ****NO CONTENT CHANGES****: Only infer and apply formatting/structure. The actual text content must remain exactly the same as provided.
4. Analyze the text content to infer document structure and apply appropriate formatting
5. Generate Python code that creates a professional-looking document with proper hierarchy and styling
6. Ensure ALL provided text appears in the final document in the original order
7. ****YOUR CODE WILL BE EXECUTED****: The generated Python code will be run directly, so it must be complete, executable, and include the `document.save()` function to save the DOCX file to the specified output path.
8. ****DO NOT USE PLACEHOLDERS OR OMITTED CODE****: The generated code MUST be complete and explicit. Do NOT use comments or placeholders such as "`# ... (Continue to add other sections and paragraphs similarly)`" or "`# Add more content here`". The code must include ALL content from the original plain text, fully processed and added to the document.

****OUTPUT PATH REQUIREMENTS****

- You MUST use the exact output path provided: {output_file_path}
- DO NOT create your own filename or path
- DO NOT save to current directory with arbitrary names like `'output.docx'`, `'document.docx'`, etc.
- DO NOT use variables like `'output_path'` without setting them to the exact provided path

CODE STRUCTURE REQUIREMENTS:

Your generated Python code must follow this EXACT structure:

```
```python
import os
from docx import Document
from docx.shared import Inches, Pt
from docx.enum.text import WD_ALIGN_PARAGRAPH
from docx.enum.style import WD_STYLE_TYPE
Add other imports here...

Create new document
doc = Document()
```

```

Add content here with appropriate formatting
Process the text content and add to document...

Create output directory if needed
os.makedirs(os.path.dirname(output_file_path), exist_ok=True)
try:
 print('CODE: output_file_path = ', output_file_path)
except:
 print('CODE: output_file_path ERROR! ')
doc.save(output_file_path)
'''

```

#### Prompt for Document Refinement (Phase I - Plan Generation)

You are a document formatting analysis expert. Your task is to analyze the differences between a previously generated document and the ground truth document, then create a specific refinement plan.

**\*\*Input Information:\*\***

**\*\*1. Previous Generated Code:\*\***

```

'''python
{previous_code}
'''

```

**\*\*2. Previous Generated Document Screenshot:\*\***

```

{previous_doc_screenshot_info}

```

**\*\*3. Ground Truth Document Screenshot:\*\***

```

{gt_screenshot_info}

```

**\*\*4. Ground Truth Document Representation:\*\***

```

'''
{gt_doc_repr}
'''

```

**\*\*Important Context Limitations:\*\***

Due to input context length constraints, the Ground Truth Document Representation, Ground Truth Document Screenshot, and Previous Generated Document Screenshot may only contain the initial/front portions of the documents. However, the Previous Generated Code is complete and contains the full implementation. When analyzing differences, focus primarily on the visible portions but consider that the documents may extend beyond what is shown.

**\*\*Task:\*\***

Compare the previous generated document with the ground truth document. Identify the 5 most important differences and create a specific, actionable refinement plan with concrete implementation details needed to modify the previous generated code.

**\*\*Output Format:\*\***

Provide a detailed refinement plan with specific values and implementation details:

**## Top 5 Key Differences and Improvements Needed:**

For each improvement, specify:

1. **\*\*Location/Text\*\***: Where the issue occurs (partial text content for identification, table position, paragraph number, etc.)
2. **\*\*What needs to be changed\*\*** (exact element/section)



```

3. Current state (what the code currently does)
4. Target state (what it should be)
5. Specific implementation (exact font sizes, spacing values,
 alignment settings, etc.)

Example format:
Issue: [Specific formatting problem]
- Location: Text containing "Document Header" or Table in section
 2, row 1
- Current: Font size 12pt, left alignment
- Target: Font size 14pt, center alignment
- Implementation: Set 'run.font.size = Pt(14)' and
 'paragraph.alignment = WD_ALIGN_PARAGRAPH.CENTER'

Issue: [Table formatting problem]
- Location: Table with headers "Product Name, Price"
- Current: No borders, default spacing
- Target: 1pt black borders, 6pt cell padding
- Implementation: Add table border properties with 'width=1pt,
 color=black' and set cell margins to '6pt'

Focus on providing exact values (font sizes in pt, spacing in
pt/inches, specific color values, alignment constants) and
concrete python-docx implementation steps. Limit to exactly 5
most important differences that will have the biggest visual
impact.

```

#### Prompt for Document Refinement (Phase 2 - Code Generation)

```

You are a document generation expert. Your task is to generate
improved Python code that addresses the specific formatting issues
identified in the refinement plan.

Input Information:

1. Previous Generated Code:
```python
{previous_code}
```

2. Refinement Plan:
```
{refinement_plan}
```

3. Output File Path:
- Output file: {output_file_path}

Task:
Based on the previous code and the refinement plan, generate a
complete and improved Python code that creates a document
matching the ground truth as closely as possible. This should be a
standalone, executable script that generates the entire document
from scratch.

Requirements:
1. Generate complete Python code - not just modifications, but a
 full working script
2. Apply all improvements specified in the refinement plan
3. Create the entire document structure and content to match
 ground truth

```

```

4. **Use appropriate libraries** (python-docx for high-level
 operations, direct XML manipulation for precise control)
5. **Include error handling** for robustness
6. **Save to specified output path** - the code must generate a
 complete document file
7. **DO NOT use main() function wrapper** - code should execute
 directly at top level
8. **Use exact output path provided**: {output_file_path}

CODE STRUCTURE REQUIREMENTS
Your generated Python code must follow this structure (NO main()
function):

```python
import os
from docx import Document
from docx.shared import Inches, Pt
from docx.enum.text import WD_ALIGN_PARAGRAPH
# Add other imports as needed...

# Create new document
doc = Document()

# Add all content here with appropriate formatting
# Apply all improvements from refinement plan...

# Save the document
output_file_path = "{output_file_path}"
os.makedirs(os.path.dirname(output_file_path), exist_ok=True)
doc.save(output_file_path)
print("CODE: output_file_path = ", output_file_path)
```

Advanced Formatting Capabilities
- **python-docx API**: Use for standard document operations
- **Direct XML manipulation**: Use when python-docx doesn't provide
 sufficient control
 - Access underlying XML: `element._element`
 - XPath queries: `element.xpath()`
 - Direct attribute setting: `element.set()` on XML nodes
 - Namespace operations: Use `qn()` for proper namespace handling
 - Document XML access: `document.element.body` for document-level
 changes

Code Structure
The code should be a complete script that:
- Creates a new document
- Builds the entire document structure and content
- Applies all formatting to match the ground truth
- Saves the complete document to output_file_path

Output Format
Provide a complete, executable Python script that implements the
improvements specified in the refinement plan.

XML Manipulation Reference
When python-docx API is insufficient, you can use direct XML
manipulation. Here are helper functions and examples for reference:

Helper functions (include only if needed):
```python
def set_xml_attribute(element, attr_name, attr_value):
    """Set XML attribute directly on element"""

```

```

    if hasattr(element, '_element'):
        element._element.set(qn(attr_name), attr_value)
    else:
        element.set(qn(attr_name), attr_value)

def add_xml_element(parent, tag_name, **attributes):
    """Add XML element with attributes"""
    element = XmlElement(qn(tag_name))
    for attr, value in attributes.items():
        element.set(qn(attr), value)
    parent.append(element)
    return element
'''

*Example XML operations:*
- For precise spacing control: `p_element = paragraph._element;
  spacing_element = add_xml_element(p_element, 'w:spacing',
  before="120", after="120")`
- For table borders: `table_element = table._element; table_props =
  add_xml_element(table_element, 'w:tblPr')`
- For direct attribute setting: `element._element.set(qn('w:val'),
  'value')`

**Focus on:**
- Precise implementation of the refinement plan using both python-docx
  API and direct XML manipulation
- Proper python-docx syntax and XML node manipulation for fine-grained
  control
- Maintaining document integrity while applying improvements
- Clear, maintainable code structure with comprehensive error handling
- Complete document generation (not just partial modifications)

```

A.5 DETAILS OF EXTRINSIC EVALUATION

The *Textual Content to Document* defined in Figure 3.1 is adopted as the document agent, with the base model being GPT-5. Three reward models, including random, GPT-5, and DOCREWARD are compared. Once the document agent generates candidates and the reward model selects the top-ranking document from N candidates, a highly educated annotator is asked to rank the three documents selected, according to the definitions of professional structure and style defined in section 2. As a result, documents from each reward model are annotated 130 comparison pairs against those of another reward model. Finally, the win/lose/tie rate of each reward model is calculated on the comparison pairs against the other reward models.

A.6 ABLATION STUDY OF INPUTS

Model	Human Preference Accuracy (%)		
	Synth vs. Synth	Real vs. Synth	Overall
image-only (3B)	70.92	94.98	85.00
image + OCR text & bbox (3B)	63.13 _(-7.79)	92.46 _(-2.52)	80.30 _(-4.7)
image-only (7B)	73.75	97.99	87.94
image + OCR text & bbox (7B)	68.08 _(-5.67)	95.98 _(-2.01)	84.41 _(-3.53)

Table 5: Additional text and bounding box of text span are not helpful for the assessment of professional structure and style.

A.7 MORE EXAMPLES OF CASE STUDY

Australian Capital Territory
Radiation Protection
(Council Member, Chair and Deputy Chair)
Appointment
2021
(No 1)
)

Disallowable Instrument DI 2021 – 221
made under the
Radiation Protection Act 2006, s68 (Council members), s70 (Chair and deputy chair)

1 Name of instrument
This instrument is the Radiation Protection (Council Members, Chair and Deputy Chair) Appointment 2021 (No 1).

2 Commencement
This instrument commences on 1 October 2021.

3 Appointment of Council Members
In accordance with section 68 of the Radiation Protection Act 2006, I appoint the following people as members of the Radiation Council:

Name	Applicable Radiation Protection Act Provision
Ms Fiona Jolly	68 (2) (a) (member of the public)
Ms Elizabeth Croft	68 (2) (d) (person with qualifications and experience relevant to assisting the Council carry out its functions)
Dr Stephen Tims	68 (2) (c) (person with expert knowledge in the physical properties of radiation)
Mr Brad Whittaker	68 (2) (d) (person with qualifications and experience relevant to assisting the Council carry out its functions)
Ms Jayanti Gupta	68 (2) (a) (member of the public)

4 Appointment of Chair
In accordance with section 70 of the Radiation Protection Act 2006, I appoint Ms Elizabeth Croft as Chair of the Radiation Council.

5 Appointment of Deputy Chair
In accordance with section 70 of the Radiation Protection Act, I appoint Ms Fiona Jolly as the deputy chair of the Radiation Council.

6 Term of Appointment
The appointments in this instrument commence 1 October 2021 and are effective for a period of 12 months.
Rachel Stephen-Smith MLA
Minister for Health
1 September 2021

Unauthorised version prepared by ACT Parliamentary Counsel's Office

Australian Capital Territory
Radiation Protection (Council Member, Chair and Deputy Chair) Appointment 2021 (No 1)
Disallowable instrument DI2021–221
made under the
Radiation Protection Act 2006, s68 (Council members), s70 (Chair and deputy chair)

1 Name of instrument
This instrument is the Radiation Protection (Council Members, Chair and Deputy Chair) Appointment 2021 (No 1).

2 Commencement
This instrument commences on 1 October 2021.

3 Appointment of Council Members
In accordance with section 68 of the Radiation Protection Act 2006, I appoint the following people as members of the Radiation Council:

Name	Applicable Radiation Protection Act Provision
Ms Fiona Jolly	68 (2) (a) (member of the public)
Ms Elizabeth Croft	68 (2) (d) (person with qualifications and experience relevant to assisting the Council carry out its functions)
Dr Stephen Tims	68 (2) (c) (person with expert knowledge in the physical properties of radiation)
Mr Brad Whittaker	68 (2) (d) (person with qualifications and experience relevant to assisting the Council carry out its functions)
Ms Jayanti Gupta	68 (2) (a) (member of the public)

4 Appointment of Chair
In accordance with section 70 of the Radiation Protection Act 2006, I appoint Ms Elizabeth Croft as Chair of the Radiation Council.

5 Appointment of Deputy Chair
In accordance with section 70 of the Radiation Protection Act, I appoint Ms Fiona Jolly as the deputy chair of the Radiation Council.

Australian Capital Territory

Radiation Protection (Council Member, Chair and Deputy Chair) Appointment 2021 (No 1)

Disallowable instrument DI2021–221
made under the

Radiation Protection Act 2006, s68 (Council members), s70 (Chair and deputy chair)

1 Name of instrument
This instrument is the Radiation Protection (Council Members, Chair and Deputy Chair) Appointment 2021 (No 1).

2 Commencement
This instrument commences on 1 October 2021.

3 Appointment of Council Members
In accordance with section 68 of the Radiation Protection Act 2006, I appoint the following people as members of the Radiation Council:

Name	Applicable Radiation Protection Act Provision
Ms Fiona Jolly	68 (2) (a) (member of the public)
Ms Elizabeth Croft	68 (2) (d) (person with qualifications and experience relevant to assisting the Council carry out its functions)
Dr Stephen Tims	68 (2) (c) (person with expert knowledge in the physical properties of radiation)
Mr Brad Whittaker	68 (2) (d) (person with qualifications and experience relevant to assisting the Council carry out its functions)
Ms Jayanti Gupta	68 (2) (a) (member of the public)

Unauthorised version prepared by ACT Parliamentary Counsel's Office

(a) score: 1.92

(b) score: 3.50

(c) score: 5.47

Figure 7: Example 1 of documents with different structures and styles.

Job Description
Community Sight Loss Adviser (Bristol, Bath, South Gloucs)
Salary: £20,000 - £22,000 depending on experience
Hours of work: 35 (Part-time would be considered for the right candidate)
Location: Bristol
Direct Reports: Volunteers
Contract status: Permanent after satisfactory probationary period
Annual Leave: 25 days plus bank holidays
Organisation Details:
Vision West of England exists to reduce the impact of sight loss, supporting blind and partially sighted people to lead independent lives and to secure equal access to services.
As a Community Sight Loss Adviser, you will play a lead role in delivering our Information, Advice and Guidance Service for people living with sight loss across Bristol, Bath and South Gloucestershire. You will assess the needs of people with sight loss and prepare appropriate action plans to ensure that they are accessing support, equipment and training to help them adjust to their sight loss.
You will work alongside the Senior Sight Loss Adviser (Bristol) to plan and organise community drop-in surgeries and social groups in key locations across the region.
Responsibilities:
1. Provide information, advice and guidance to blind and partially-sighted people using Vision West of England's services, including the provision of support with equipment and training to help clients adjust to their sight loss.
2. Conduct one-to-one Sight Loss Assessments and prepare action plans for clients.
3. Be the first point of contact for clients referred for rehabilitation services, including conducting initial screening assessment phone calls with all clients.
4. Signpost and/or refer clients to other services and agencies where relevant.
5. Plan and organise Sight Loss Advice drop-in surgeries in key locations across the Bristol, Bath, South Gloucs area.

(a) score: 2.28

Job Description
Community Sight Loss Adviser (Bristol, Bath, South Gloucs)

Salary:	£20,000 - £22,000 depending on experience
Hours of work:	35 (Part-time would be considered for the right candidate)
Location:	Bristol
Direct Reports:	Volunteers
Contract status:	Permanent after satisfactory probationary period
Annual Leave:	25 days plus bank holidays

Organisation Details:
Vision West of England exists to reduce the impact of sight loss, supporting blind and partially sighted people to lead independent lives and to secure equal access to services.
As a Community Sight Loss Adviser, you will play a lead role in delivering our Information, Advice and Guidance Service for people living with sight loss across Bristol, Bath and South Gloucestershire. You will assess the needs of people with sight loss and prepare appropriate action plans to ensure that they are accessing support, equipment and training to help them adjust to their sight loss.
You will work alongside the Senior Sight Loss Adviser (Bristol) to plan and organise community drop-in surgeries and social groups in key locations across the region.
Responsibilities:

- Provide information, advice and guidance to blind and partially-sighted people using Vision West of England's services, including the provision of support with equipment and training to help clients adjust to their sight loss.
- Conduct one-to-one Sight Loss Assessments and prepare action plans for clients.
- Be the first point of contact for clients referred for rehabilitation services, including conducting initial screening assessment phone calls with all clients.
- Signpost and/or refer clients to other services and agencies where relevant.
- Plan and organise Sight Loss Advice drop-in surgeries in key locations across the Bristol, Bath, South Gloucs area.
- Work alongside the Volunteer Coordinator to recruit volunteers supporting clients and events in the region.
- Maintain effective working relationships with key partners, including local Rehabilitation Teams, Eye Clinic Liaison Officers and other charities offering services relevant to our clients.
- Support the set-up and running of social peer support groups for people living with sight loss.

(b) score: 4.26

Job Description

Community Sight Loss Adviser (Bristol, Bath, South Gloucs)

Salary: £20,000 - £22,000 depending on experience
Hours of work: 35 (Part-time would be considered for the right candidate)
Location: Bristol
Direct Reports: Volunteers
Contract status: Permanent after satisfactory probationary period
Annual Leave: 25 days plus bank holidays

Organisation Details:
Vision West of England exists to reduce the impact of sight loss, supporting blind and partially sighted people to lead independent lives and to secure equal access to services.
As a **Community Sight Loss Adviser**, you will play a lead role in delivering our Information, Advice and Guidance Service for people living with sight loss across Bristol, Bath and South Gloucestershire. You will assess the needs of people with sight loss and prepare appropriate action plans to ensure that they are accessing support, equipment and training to help them adjust to their sight loss.
You will work alongside the Senior Sight Loss Adviser (Bristol) to plan and organise community drop-in surgeries and social groups in key locations across the region.
Responsibilities:
1. Provide information, advice and guidance to blind and partially-sighted people using Vision West of England's services, including the provision of support with equipment and training to help clients adjust to their sight loss.
2. Conduct one-to-one Sight Loss Assessments and prepare action plans for clients.
3. Be the first point of contact for clients referred for rehabilitation services, including conducting initial screening assessment phone calls with all clients.
4. Signpost and/or refer clients to other services and agencies where relevant.
5. Plan and organise Sight Loss Advice drop-in surgeries in key locations across the Bristol, Bath, South Gloucs area.

(c) score: 12.09

Figure 8: Example 2 of documents with different structures and styles.