

KOTOX: A Korean Toxic Dataset for Deobfuscation and Detoxification

Yejin Lee, Su-Hyeon Kim, Hyundong Jin, Kim Dayoung, Kim Yeon Soo and Yo-Sub Han*

Yonsei University, Seoul, Republic of Korea,

{ssgyejin, suhyeon.kim, tuzi04, dy3835, yujacha0806, emmous}@yonsei.ac.kr

Abstract

Toxic content has become an increasingly critical social issue with the rapid expansion of on-line communication. While numerous studies explored methods for detecting and detoxifying such content, most have focused primarily on English, leaving low-resource language underrepresented. Consequently, Large Language Models (LLMs) often struggle to identify and neutralize toxic expressions in these languages. This challenge becomes even more pronounced when user employ obfuscation techniques to evade detection systems. Therefore, we propose a **KOTOX: Korean Toxic Dataset** for deobfuscation and detoxification to address this issue. We categorize various obfuscation approaches based on linguistic characteristics of Korean and define a set of transformation rules grounded in real-word examples. Using these rules, we construct three dataset versions—easy, normal, and hard—representing different levels of obfuscation difficulty. This is the first dataset that simultaneously supports deobfuscation and detoxification for the Korean language. We expect it to facilitate better understanding and mitigating of obfuscated toxic content in LLM for low-resource languages. Our code and data are available at <https://github.com/leeyejin1231/KOTOX>.

1 Introduction

Throughout human history, toxic expressions have persisted as a dark counterpart of communication, and detecting such expressions has long been recognized as an ethically significant challenge. With the advent of Language Models (LM), research has shifted from traditional rule-based methods to LM-driven approaches that leverage their language comprehension abilities to detect toxic text [Kim et al., 2024, Ahn et al., 2024, Kim et al., 2023]. Recently, researchers have increasingly focused on detoxification, which aims to rewrite toxic text

*Corresponding author.

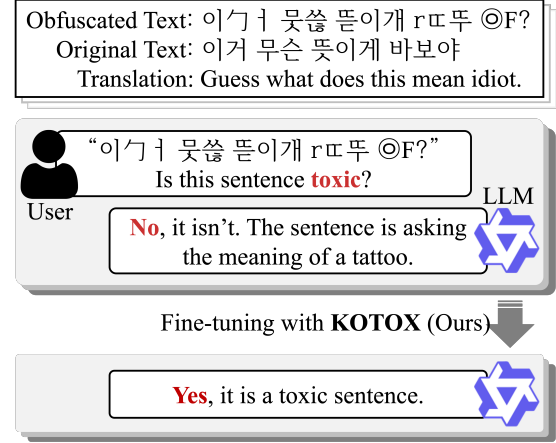


Figure 1: Example of detecting obfuscated text.

into non-toxic alternatives [Huimin et al., 2025, Ko et al., 2025, Tang et al., 2023]. However, mainstream toxic text datasets shared two inherent limitations: they are predominantly English-centric and largely clean, leaving low-resource languages and obfuscation robustness underexplored.

Korre et al. [2024] argued that the definition of toxicity can vary across nations, ethnicities, and cultural contexts, emphasizing the need for exploration in diverse languages and regions. Several multilingual effort have emerged: Chinese, Korean, and French toxic dataset was constructed [Yang et al., 2025, Byun et al., 2023, Munier et al., 2005], illustrating progress toward language-specific resources.

Meanwhile, robustness against textual perturbation has been studied under the framework of adversarial text. Works such as Xiao et al. [2024] and Röttger et al. [2021] show that minor typographical or orthographic alterations can severely degrade toxicity detection performance of models, revealing vulnerabilities of language models to obfuscated inputs. However, existing obfuscation approaches largely remained at the level of simple techniques such as homophone replacement or emoji substi-

tution. Also, none of them provides jointly paired data that aligns toxicity with obfuscation, making unified experimentation difficult.

We propose **KOTOX**, a Korean Toxic dataset that unifies these needs. Korean is an agglutinative language that employs Hangeul, a unique and highly transformable phonemic and compositional script, making it particularly suitable for diverse obfuscation patterns. Building on the linguistic characteristics of Korean, we categorize obfuscation approaches into 5 classes and define 17 transformation rules. Starting from 2.3K neutral-toxic source pairs from K/DA [Jeon et al., 2025], we apply implemented rules across three difficulty levels (easy/normal/hard). Through this process, we construct **KOTOX**, a high-quality dataset containing about 6.9K Korean neutral-toxic pairs, each accompanied by its corresponding obfuscated counterpart.

Beyond data construction, KOTOX serves as a unified resource that supports three complementary tasks: (i) Obfuscated Toxic Text Classification, (ii) Neutral Text Deobfuscation, and (iii) Obfuscated Toxic Text Sanitization. We introduce these new tasks to jointly model toxicity and obfuscation, establishing a comprehensive framework for assessing the robustness of language models against obfuscated toxic content. Our paired and level-based design provides aligned supervision across these tasks and enables controllable robustness analysis through systematically defined difficulty levels and rule-based transformations. We evaluate the proposed tasks using three toxicity classifiers and four LLMs under both few-shot and fine-tuning settings. To the best of our knowledge, KOTOX is the first high-quality paired dataset of obfuscated Korean toxic text. We expect **KOTOX** to facilitate a deeper understanding of obfuscated toxic content in Korean.

2 Related Works

2.1 Toxicity Classification

Early studies on toxic text classification primarily employed lexical or keyword-based approaches [Waseem et al., 2017, Ocampo et al., 2023]. The development of deep learning accelerated the creation of various toxic datasets for model training. Representative datasets such as SBIC [Sap et al., 2020] and ToxiGen [Hartvigsen et al., 2022] cover a wide spectrum of abusive, hateful, and biased texts collected from social media. For toxicity

classification, previous research explored encoder-based fine-tuning approaches [Caselli et al., 2021, Liu et al., 2019, Wan et al., 2022], as well as contrastive learning methods [Kim et al., 2022, Ahn et al., 2024].

2.2 Detoxification

Unlike classification, detoxification requires rewriting toxic text into a neutral counterpart while preserving its semantic content. Motivated by the need, paired corpora such as ParaDetox [Logacheva et al., 2022] and K/DA [Jeon et al., 2025] provide parallel toxic-neutral sentences for model supervision. Meanwhile, these paired corpora are utilized to train models that rewrite toxic language into neutral forms, or to suppress toxic content generation during decoding [Ko et al., 2025].

2.3 Obfuscated Toxicity

In recent years, researchers recognized the need to evaluate model robustness against intrinsically complex or intentionally obfuscated toxic language. Within this line of work, several studies focused on obfuscation-based robustness. HateCheck [Röttger et al., 2021] employed leetspeak or orthographic perturbations to challenge toxic detection models, while ToxiCloakCN [Xiao et al., 2024] showed that homophone and emoji substitutions in Chinese substantially degrade model performance. Together, these findings indicate that even surface-level obfuscation can effectively undermine both toxicity detection and detoxification systems.

2.4 Limitations of Previous Works

Existing toxic datasets exhibit two key limitations. First, they address either non-obfuscated toxic texts for detoxification or obfuscated toxic texts for detection in isolation, leaving no dataset that jointly captures both toxicity and obfuscation. Second, they mainly target narrow surface changes (e.g., homophones, or emojis substitutions), yielding limited variety. These limitations highlight the need for a paired, obfuscation-aware dataset that includes both neutral and toxic texts along with their obfuscated counterparts. Such a resource enables integrated evaluation and training on toxicity and obfuscation within a unified framework.

3 Overview of KOTOX & Tasks

We introduce a KOTOX, a Korean neutral-toxic pair dataset including the corresponding obfuscated counterpart. Beyond the simple spelling or visual

Dataset	Lang.	Toxic	Obfus.	Pair Type	Size	Obfus. Types
SBIC [Sap et al., 2020]	EN	O	X	–	44.0K	–
CADD [Song et al., 2021]	EN	O	X	–	24.5K	–
ToxiGen [Hartvigsen et al., 2022]	EN	O	X	–	274.2K	–
KOLD [Jeong et al., 2022]	KO	O	X	–	40.4K	–
ParaDetox [Logacheva et al., 2022]	EN	O	X	$n \leftrightarrow t$	12.6K	–
K/DA [Jeon et al., 2025]	KO	O	X	$n \leftrightarrow t$	7.5K	–
HateCheck [Röttger et al., 2021]	EN	O	O	–	3.7K	PHON
ToxiCloakCN [Xiao et al., 2024]	ZH	O	O	$t \leftrightarrow t^{(o)}$	1.5K	PHON / ICON
KOTOX (Ours)	KO	O	O	$n \leftrightarrow t$, $n \leftrightarrow n^{(o)}$, $t \leftrightarrow t^{(o)}$	6.9K	PHON / ICON / TRANS / SYN / PRAG

Table 1: Representative toxic datasets. *Obfus.* denotes datasets containing obfuscated toxic content. *Pair Type* indicates the pairing scheme, where n = neutral, t = toxic, and the $^{(o)}$ marks obfuscated forms. *Obfus Types* represent the applied obfuscation approaches: phonological, iconological, transliteration-based, syntactic, and pragmatic.

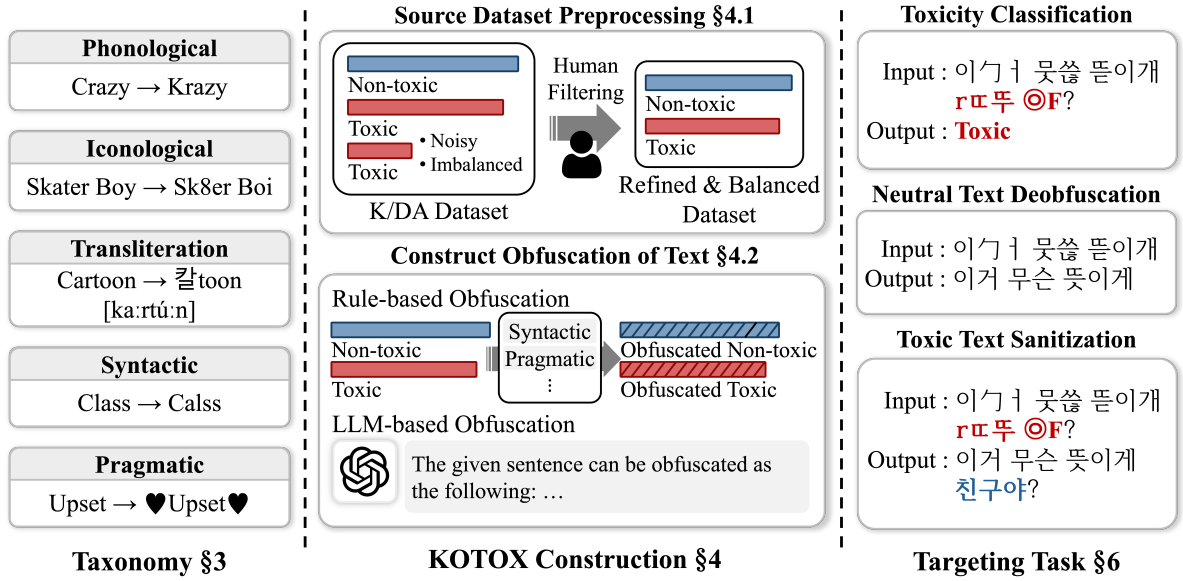


Figure 2: Overview of KOTOX construction and targeting tasks.

tweaks in prior work, we enrich obfuscation by leveraging properties of Korean and Hangeul. Korean is an agglutinative language, and Hangeul is a compositional script in which a syllable block decomposes into three parts (e.g., $\text{ㅋ} + \text{ㅍ} + \text{ㅓ} \rightarrow \text{ㅋㅍㅓ}$). This structure enables fine-grained phonological and iconological transformations. The resulting pairs constitute a challenging benchmark for robustness analysis.

3.1 Task Definitions

We define three core tasks that jointly address toxicity and obfuscation, enabled by the KOTOX dataset. These tasks are more challenging than conventional settings and can be utilized for evaluating the robustness of LLMs.

Obfuscated Toxic Text Classification Given an obfuscated text, the goal of the task is to classify whether the given text is toxic or not. This mirrors standard toxicity classification but explicitly evaluates robustness under obfuscation.

Neutral Text Deobfuscation Given an obfuscated neutral text, the goal of the task is to generate its deobfuscated neutral text. This task is newly defined in our work and can be regarded as a form of constrained translation.

Obfuscated Toxic Text Sanitization Given an obfuscated toxic text, the goal of the task is to generate the deobfuscated neutral text that preserves semantics while removing toxicity. This task combines detoxification and deobfuscation in one step—the most challenging setting supported in KOTOX.

Category	Rule	Index
Phonological	Initial consonant replacement	1
	Medial vowel replacement	2
	Final consonant replacement	3
	Orthographic resyllabification	4
	Initial consonant insertion	5
	Medial vowel insertion	6
	Final consonant insertion	7
	Liaison (forward, reverse)	8
Iconological	Hangeul look-alike	9
	Cross-script substitution	10
	Rotation-based variation	11
Transliteration	Phonetic substitution (Latin)	12
	Phonetic substitution (CYK)	13
	Semantic substitution	14
Syntactic	Spacing perturbation	15
	Syllable anagram	16
Pragmatic	Symbol/emoji insertion	17

Table 2: Transformation rules grouped by category with rule indices. Details of rules are represented in Appendix B

3.2 Class of Korean Obfuscation

Fig. 2 illustrates our framework, we classify Korean text obfuscation methods into five categories based on the linguistic taxonomy of Korean. As shown in Tab. 2, we define 17 rules that apply these obfuscation methods to Korean text according to this classification.

Phonological approach. We adopt a phonological approach that treats phonemes as the smallest units of sound. Korean exhibits unique phonological properties, where small textual changes yield diverse but phonetically similar sounds. This characteristic enables obfuscation by replacing words with phonetically close alternatives or by modifying text to match actual pronunciation. We define 8 rules for this phonological process, and Appendix B.1 describes these rules in detail.

Iconological approach. The iconological approach converts text by leveraging visual similarity. It substitutes characters with visually analogous symbols, numbers, or foreign scripts, such as Chinese characters. Hangeul, the Korean writing system, consists of syllabic blocks that can be decomposed into up to tree components. These transformations preserve readability while introducing iconological variation. We establish three rules for this process, detailed in Appendix B.2.

Transliteration-based approach. This approach converts text into another language that shares the same pronunciation. Obfuscation occurs when Korean pronunciation is transcribed into English letters or replaced with Chinese characters that sound identical. Alternatively, obfuscation can be achieved by translating a Korean word into a foreign-language synonym and then phonetically transcribing it into Hangeul. We specify three rules for this approach, presented in Appendix B.3.

Syntactic approach. The syntactic approach operates at the word and sentence levels rather than at the character level. Korean differs from English in that its agglutinative morphology leads to variable spacing rules determined by grammar. Deviating from these rules can effectively obscure meaning. A cognitive distinction also exists in word recognition. English speaker process words as sequences of phonemes, whereas Korean speakers perceive them as holistic syllabic blocks. Thus, English word recognition relies on constituent sounds, while Korean recognition depends on the visual integrity of each block. This property allows Korean readers to infer meaning even when the internal character order changes. We exploit these linguistic characteristics to establish two obfuscation rules. The details of rules are appeared in Appendix B.4.

Pragmatic approach. This process perturbs text by inserting irrelevant elements, such as symbols or onomatopoeia. Prior work reports that adding such elements can evoke positive sentiment, thereby reducing the effectiveness of toxicity detection in large language models [Röttger et al., 2021]. Appendix B.5 provides the details of rule based on pragmatic approach.

4 KOTOX Construction

Fig. 2 represents the overall process of our data construction. Based on the previously defined rules, we construct neutral-toxic paired data containing corresponding obfuscations, enabling three tasks: toxicity classification, text deobfuscation, and text sanitization.

4.1 Source Dataset Preprocessing

We use the K/DA dataset [Jeon et al., 2025] as the source corpus for constructing our KOTOX dataset. K/DA contains 7,555 Korean neutral-toxic sentence pairs, but the alignment is often imbalanced and noisy. Each single neutral sentence is

Algorithm 1 Neutral-toxic pair obfuscation

Input: Neutral-toxic pair (x^n, x^t) , rule set \mathcal{R} , rewrite rate $M = \{r : \tau_r\}_{r \in \mathcal{R}}$, apply number k

Output: Obfuscated pair (x^n, x^t) , applied rules Π

```

1:  $\Pi \leftarrow \emptyset$ 
2: for  $i = 1$  to  $k$  do
3:   while  $\mathcal{R} \neq \emptyset$  do
4:      $r \leftarrow \text{SAMPLE}(\mathcal{R}); \tau \leftarrow M[r]$ 
5:      $y^n \leftarrow \text{APPLYRULE}(x^n, r, \tau)$ 
6:      $y^t \leftarrow \text{APPLYRULE}(x^t, r, \tau)$ 
7:     if  $\text{SANITYCHECK}(y^n, y^t, \Pi, r)$  then
8:        $x^n \leftarrow y^n, x^t \leftarrow y^t$ 
9:        $\Pi \leftarrow \Pi \cup \{r\}$ 
10:    break;
11:   end if
12:    $\mathcal{R} \leftarrow \mathcal{R} - \{r\}$ 
13: end while
14: end for
15: return  $(x^n, x^t), \Pi$ 

```

aligned with 2.2 toxic counterparts on average, and some pairs are mislabeled, including cases where both sides are toxic or both are neutral. For a balanced and reliable alignment, three annotators filtered the data using a fixed rubric, yielding 2,294 high-quality neutral-toxic pairs. This filtered subset serves as the source for KOTOX and as the baseline comparison corpus in our experiments. Detailed preprocessing procedures are provided in Appendix C.

4.2 Construct Obfuscation of Text

Using the filtered neutral-toxic pairs, we construct KOfus by applying the implemented obfuscation rules to each pair. For every source pair, three augmented pairs are generated by repeating the rule-application process $k \in \{2, 3, 4\}$ times, corresponding to the *easy*, *normal*, and *hard* levels.

As shown in Alg. 1, given a single pair, the algorithm samples a rule r from the rule set \mathcal{R} and applies it to both the neutral and toxic sides. If the applied result violates any sanity check (SANITYCHECK), a new rule is resampled and reapplied until successful modification is achieved. This mechanism ensures that each pass introduces a meaningful transformation and avoids trivial or destructive overlaps among rules.

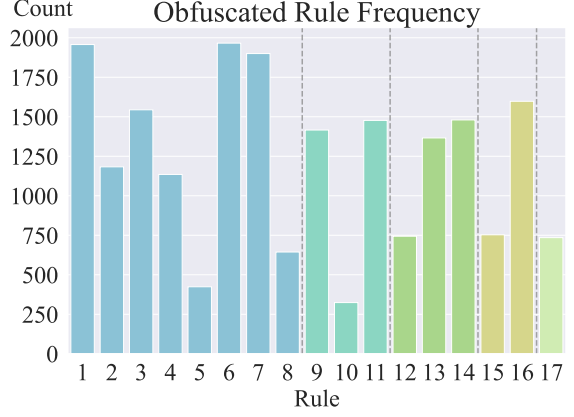


Figure 3: Distribution of obfuscated Rule frequencies in total dataset.

4.3 Dataset Info

As illustrated in Figure 3, the applied rules exhibit a non-uniform distribution across the datasets, which results from differences in the text spans each rule covers. A large proportion of the applied rules belong to the Phonological approach (rule 1-8). This is because, unlike other rules that require specific character-level conditions, phonological transformations can be applied more freely at the phoneme level.

The dataset is divided into train, validation, and test sets in an 8:1:1 ratio, and the Total set includes all of them combined.

Dataset	Train set	Valid set	Test set
Easy	1,835	229	230
Normal	1,835	229	230
Hard	1,835	229	230
Total	5,505	687	690

Table 3: Dataset split statistics by difficulty level.

5 Experimental Settings

5.1 Classification

To investigate the detecting capability of LM, we conduct a toxic text classification task. We compare model performance on non-obfuscated and obfuscated datasets to examine their understanding of obfuscated toxic content. For each dataset, we perform supervised fine-tuning (SFT) three times independently and conduct cross-evaluation between the three sets (non-obfuscation, obfuscation, non-obfuscation + obfuscation).

Setting	HateBert			offensiveRoBERTa			toxicity-xlmr-v2		
	w/o Obf	Obf	Δ	w/o Obf	Obf	Δ	w/o Obf	Obf	Δ
w/o Tuning	36.56	36.28	0.28	33.29	33.61	-0.32	79.28	56.80	22.48
w/o Obf (FT)	76.69	65.88	10.81	91.86	69.98	21.88	95.06	53.66	41.40
Ours (FT)	77.19	71.65	5.54	92.02	84.97	7.04	96.30	89.57	6.73
w/o Obf + Ours (FT)	78.44	71.32	7.12	92.68	86.94	5.74	96.16	88.13	8.03

Table 4: Binary Toxicity Classification under Obfuscation. Each model reports F1-score (%) on non-obfuscated toxic dataset (No-Obf) and obfuscated toxic dataset (Obf), and the robustness gap $\Delta = \text{No-Obf} - \text{Obf}$. The best performance and the smallest gap are highlighted in bold.

Classification models. We used three LMs fine-tuned on toxic datasets for the classification task. HateBERT¹ was fine-tuned on Reddit posts, offensiveRoBERTa² was fine-tuned on Kaggle toxic comment challenge dataset, and toxicity-xlmr-v2³ was fine-tuned on multilingual corpora covering 15 languages from various language families.

Classification metrics. To evaluate classification performance, we use the F1-score, which provides a balanced measure of precision and recall. This metric is particularly suitable for toxicity detection tasks where class imbalance often occurs.

5.2 Deobfuscation and Sanitization

For the Deobfuscation and Sanitization tasks, we perform experiments in two settings: LLM prompting and fine-tuning. The experiments consist of zero-shot prompting, five-shot prompting, and SFT. We train the SFT models using LoRA and repeat each experiment three times for consistency. Detailed configurations are provided in Appendix D.

LLMs. We employ four LLMs selected to ensure linguistic diversity. The open-source set comprises Qwen2.5⁴, a strong multilingual instruction-tuned model, along with two Korean-focused LLMs, EXAONE 3.5⁵ and Bllossom⁶. These three models have comparable parameter sizes and are all instruction-tuned. We also use GPT-4.1⁷, a closed-source model representing the proprietary models.

Toxicity & similarity metrics. We report evaluation results using two common metrics for both

deobfuscation and sanitization, and one additional metric for sanitization. To measure similarity with the reference text, we use BertScore [Zhang et al., 2020] and chrF [Popović, 2015]. To evaluate the toxicity of sanitized outputs, we employ Google Jigsaw’s Perspective API⁸, which is widely adopted in detoxification tasks.

6 Experimental Results

6.1 Obfuscated Toxic Text Classification

In Table 4 presents the result of the toxic classification task. Since none of the three models were pretrained on Korean data, the performance without tuning (w/o Tuning) is considerably low. When the models were fine-tuned only on the toxic dataset without obfuscation, the performance on the obfuscated evaluation set was significantly lower than on the non-obfuscated toxic set across all modes. This result indicates that understanding toxic expressions alone is insufficient for detecting obfuscated toxic text.

When trained exclusively on our obfuscated dataset (Ours), all models achieved higher performance even on the non-obfuscated toxic evaluation set, compared to models trained solely on the toxic dataset. Moreover, the performance gap between the obfuscated and non-obfuscated evaluations was reduced by up to 34.67% points. These findings demonstrate that the obfuscated dataset helps models detect not only obfuscated toxic text but also non-obfuscated toxic expressions.

Finally, when the models were trained on both the toxic and obfuscated toxic datasets, the results were comparable to those obtained when using only our dataset. This confirms that our obfuscated dataset enhances the detection of obfuscated toxic

¹GroNLP/hateBERT

²unitary/multilingual-toxic-xlm-roberta

³textdetox/xlmr-large-toxicity-classifier-v2

⁴Qwen/Qwen2.5-7B-Instruct

⁵LGAI-EXAONE/EXAONE-3.5-7.8B-Instruct

⁶MLP-KTLim/llama-3-Korean-Bllossom-8B

⁷GPT-4.1

⁸<https://perspectiveapi.com/>

text without degrading performance on the original toxic data.

6.2 Obfuscated Toxic Text Obfuscation

Tab. 5 shows the experimental results for deobfuscating obfuscated neutral texts. The experiments were conducted under three configurations: zero-shot, five-shot, and supervised fine-tuning (SFT). In the zero-shot setting, all models show lower deobfuscation performance, even though they are pre-trained on Korean dataset. In the five-shot setting, the BERTScore improves slightly, while the chrF score nearly doubled compared to the zero-shot setting. However, both metric still remain lower than those obtained SFT. Except for the closed-source model (GPT), all open-source models achieve their highest performance after STF. The chrF, an n-gram-based metric, increases by approximately three times compared to the zero-shot results. In contrast, BERTScore, which measures semantic similarity based on embedding, shows a smaller but still substantial improvement up to about 11 % points. Although the closed model GPT achieved high BERTScore in both zero-shot and few-shot settings, its chrF was markedly lower than that other SFT models.

These results suggest that existing LLMs, which are typically trained on clean and noise-free text, have limited understanding of obfuscated Korean text. By contrast, models fine-tuned on our dataset acquire a better understanding of obfuscation patterns, demonstrating improved robustness and comprehension of obfuscated Korean toxic texts.

6.3 Obfuscated Toxic Text Sanitization

Fig. 6 presents the results of transforming obfuscated toxic texts into deobfuscated neutral texts. Similar to the deobfuscation experiments, the sanitization task shows very low performance in the zero-shot setting. In the five-shot setting, the performance slightly improves, but it still remains low due to the complexity introduced by obfuscation.

Likewise, in the detoxification experiments, the SFT setting achieves the best performance. Although GPT, a closed-sourced model, attains a high BERTScore even without fine-tuning, its chrF score remains lower than those of the SFT models.

These results indicate that current LLMs still have limited understanding of obfuscated Korean text, making them highly vulnerable to obfuscated toxic content. Therefore, our dataset is essential



Figure 4: Error ratio for each rule. HateBERT is trained and evaluated on the *easy* datasets. The error ratio indicates the proportion of misclassified samples among the data associated with each rule.

for building models that are robust to toxicity and resilient against obfuscated language.

Interestingly, the Perspective API scores, which estimate toxicity on a percentile scale, increased as training progressed. Originally, the toxicity of obfuscated text was underestimated due to the masking effect of obfuscation; however, models fine-tuned on KOTOX produced outputs with higher perceived toxicity according to Perspective. This observation suggests that obfuscated toxic text sanitization is a particularly challenging task, as models must simultaneously restore obfuscated expressions and reduce inherent toxicity.

7 Dataset Analysis

Figure 4 presents the classification error ratio of HateBERT fine-tuned on the *easy* datasets for each applied rule. The *easy* dataset consists of samples where two rules are applied to each instance and the error ratio represents the proportion of incorrect prediction for each rule. Figure 11 illustrates the correlation among the rules. The rules exhibit very little correlation with one another, which allows each rule to be interpreted independently. Rule 15 corresponds to the Spacing perturbation rule and show the highest error ratio. Although spacing changes do not significantly affect human understanding of the original meaning, they severely impact LMs because the models process text at the token level. When token boundaries are disrupted, model performance becomes highly vulnerable. Rule 17, which is Symbol/emoji insertion, also causes a high error ratio. These symbol are unrelated to the textual context and hinder ability of model to detect toxicity. They can also induce

Setting	Qwen2.5		EXAONE3.5		Bllossom		GPT4.1	
	BertScore	chrF	BertScore	chrF	BertScore	chrF	BertScore	chrF
Zero-Shot	65.96	15.31	60.60	7.64	65.09	14.08	73.39	16.46
Five-Shot	68.93	19.40	67.00	14.39	70.02	21.14	76.78	23.07
SFT	77.90	36.32	78.12	34.39	78.05	39.97	-	-

Table 5: Neutral text deobfuscation experiment result. We use three open source LLMs and one closed LLM. The table shows the performance on the settings of zero-shot, five-shot, and finetuning.

Shot.	Qwen2.5			EXAONE3.5			Bllossom			GPT4.1		
	Bert.	chrF	Pers.	Bert.	chrF	Pers.	Bert.	chrF	Pers.	Bert.	chrF	Pers.
Zero	63.84	9.75	9.89	59.75	5.08	7.87	59.91	6.14	12.58	73.39	16.48	6.91
Five	67.20	14.96	16.35	63.91	8.43	10.91	69.35	19.03	18.35	76.78	23.07	7.35
SFT	79.20	40.08	32.78	78.98	36.37	32.69	80.04	45.65	33.22	-	-	-

Table 6: Toxic text sanitization experiment result. We use three open source LLMs and one closed LLM. The table shows the performance on the settings of zero-shot, five-shot, and finetuning. We additionally report the perspective API toxicity score.

Setting	No-Obf	Easy	Normal	Hard	Total
No-Obf	0.7669 (± 0.00)	0.6994 (± 0.01)	0.6450 (± 0.02)	0.6301 (± 0.02)	0.6588 (± 0.01)
Easy	<u>0.7706</u> (± 0.00)	<u>0.7229</u> (± 0.01)	<u>0.6862</u> (± 0.02)	0.6633 (± 0.00)	0.6912 (± 0.01)
Normal	0.7376 (± 0.01)	0.7130 (± 0.00)	0.6748 (± 0.01)	0.6675 (± 0.03)	0.6856 (± 0.01)
Hard	0.7334 (± 0.00)	0.7093 (± 0.01)	0.6829 (± 0.01)	<u>0.6821</u> (± 0.03)	<u>0.6916</u> (± 0.01)
Total	0.7719 (± 0.01)	0.7233 (± 0.01)	0.7062 (± 0.01)	0.7195 (± 0.01)	0.7165 (± 0.00)

Table 7: Classification results according to difficulty levels. The F1-scores (%) are reported, with values in parentheses indicating the standard deviations. Each experiment is repeated three times using HateBERT. Rows represent the datasets used for SFT, and column denote the evaluation datasets. Bold indicates the best performances and the second-best is underlined.

misleadingly positive sentiment, thereby threatening the model’s robustness. In contrast, within the Phonological approach, rules such as 8, which are based on clearly defined pronunciation patterns, tend to yield lower error ratios. This suggests that LM can more easily capture systematic phonological transformations than irregular or noise-like modifications.

7.1 Among Difficulty Levels

Figure 7 illustrates the classification performance of HateBERT across different dataset difficulty levels. No-Obf refers to the original toxic dataset without obfuscation. Each row represents the dataset used for fine-tuning, and each column denotes the evaluation dataset. The model trained on the *total* dataset achieved the highest overall performance.

Excluding *total*, the *easy* dataset yielded the best results. This suggests that the model learns to capture the characteristics of obfuscation rules from data with fewer applied rules, enabling it to better generalize to more challenging datasets with multiple obfuscations.

8 Conclusion

In this paper, we propose **KOTOX**, a neutral-toxic paired dataset that includes obfuscated counterparts. We categorize obfuscation approaches into five types based on Korean linguistic properties and define the corresponding transformation rules. By applying these rules to an existing neutral-toxic paired dataset, we constructed approximately 15,000 samples divided into three difficulty lev-

els. Using our dataset, we conducted classification, detoxification, and sanitization tasks, demonstrating that the dataset effectively facilitates these tasks. As far as we are aware, this is the first obfuscation and detoxification dataset in Korean, and we expect it will contribute to further research on improving the understanding of Korean Korean obfuscation.

Limitations

Our study focuses exclusively on the Korean language and Hangeul. This design choice can be considered as both a limitation and a strength. KOTOX and its obfuscation rules may not directly generalize to other linguistic or cultural contexts. However, Korean presents unique phonological and orthographic characteristics that make obfuscation phenomena particularly rich and distinctive. Our dataset and analysis are therefore deliberately tailored to explore these language-specific traits in depth, providing insights that would be lost in a broad multilingual setting. In future work, we plan to extend the obfuscation taxonomy and data construction framework to other languages.

Ethical Considerations

Our work involves the collection and analysis of toxic and offensive language, which inherently raises ethical concerns. All toxic samples used in KOTOX originate from publicly available sources, and sensitive or personally identifiable information was carefully removed during data filtering by following the rubrics in Tab. 17 in Appendix. 4.1. While our dataset includes harmful expressions for research purposes, it is intended solely for academic use in developing safer and more robust language technologies. We strongly discourage any misuse of KOTOX or its contents for generating, amplifying, or spreading offensive material.

References

- Hyeseon Ahn, Youngwook Kim, Jungin Kim, and Yo-Sub Han. 2024. Sharedcon: Implicit hate speech detection using shared semantics. In *Findings of the Association for Computational Linguistics, ACL*, pages 10444–10455.
- Sungjoo Byun, Dongjun Jang, Hyemi Jo, and Hyopil Shin. 2023. Automatic construction of a korean toxic instruction dataset for ethical tuning of large language models. *arXiv preprint arXiv:2311.18215*.
- Tommaso Caselli, Valerio Basile, Jelena Mitrović, and Michael Granitzer. 2021. [Hatebert: Retraining bert for abusive language detection in english](#). In *Proceedings of the 12th Language Resources and Evaluation Conference*, pages 2786–2794, Marseille, France. European Language Resources Association.
- Thomas Hartvigsen, Saadia Gabriel, Hamid Palangi, Maarten Sap, Dipankar Ray, and Ece Kamar. 2022. [Toxigen: A large-scale machine-generated dataset for implicit and adversarial hate speech detection](#). In *Proceedings of the 60th Annual Meeting of the Association for Computational Linguistics (Volume 1: Long Papers)*, pages 2367–2388, Dublin, Ireland. Association for Computational Linguistics.
- LU Huimin, Masaru Isonuma, Junichiro Mori, and Ichiro Sakata. 2025. Unidetox: Universal detoxification of large language models via dataset distillation. In *The Thirteenth International Conference on Learning Representations*.
- Minkyong Jeon, Hyemin Jeong, Yerang Kim, Jiyoung Kim, Jae Hyeon Cho, and Byung-Jun Lee. 2025. [K/DA: Automated data generation pipeline for detoxifying implicitly offensive language in Korean](#). In *Proceedings of the 63rd Annual Meeting of the Association for Computational Linguistics (Volume 1: Long Papers)*, pages 21404–21432. Association for Computational Linguistics.
- Younghoon Jeong, Juhyun Oh, Jongwon Lee, Jaimeen Ahn, Jihyung Moon, Sungjoon Park, and Alice Oh. 2022. [KOLD: Korean offensive language dataset](#). In *Proceedings of the 2022 Conference on Empirical Methods in Natural Language Processing*, pages 10818–10833.
- Jaehoon Kim, Seungwan Jin, Sohyun Park, Someen Park, and Kyungsik Han. 2024. Label-aware hard negative sampling strategies with momentum contrastive learning for implicit hate speech detection. In *Findings of the Association for Computational Linguistics, ACL*, pages 16177–16188.
- Youngwook Kim, Shinwoo Park, and Yo-Sub Han. 2022. Generalizable implicit hate speech detection using contrastive learning. In *Proceedings of the 29th International Conference on Computational Linguistics, COLING*, pages 6667–6679.
- Youngwook Kim, Shinwoo Park, Youngsoo Namgoong, and Yo-Sub Han. 2023. Conprompt: Pre-training a language model with machine-generated data for implicit hate speech detection. In *Findings of the Association for Computational Linguistics: EMNLP*, pages 10964–10980.
- Ching-Yun Ko, Pin-Yu Chen, Payel Das, Youssef Mroueh, Soham Dan, Georgios Kollias, Subhajit Chaudhury, Tejaswini Pedapati, and Luca Daniel. 2025. [Large language models can become strong self-detoxifiers](#). In *Proceedings of the 2025 International Conference on Learning Representations*.
- Katerina Korre, Arianna Muti, Federico Ruggeri, and Alberto Barrón-Cedeño. 2024. Untangling hate

- speech definitions: A semantic componential analysis across cultures and domains. *arXiv preprint arXiv:2411.07417*.
- Ping Liu, Varada Kolhatkar, and Joel Tetreault. 2019. [Offenseval: Identifying and categorizing offensive language in social media](#). In *Proceedings of the 13th International Workshop on Semantic Evaluation*, pages 86–94, Minneapolis, Minnesota, USA. Association for Computational Linguistics.
- Varvara Logacheva, Daryna Dementieva, Sergey Ustyantsev, Daniil Moskovskiy, David Dale, Irina Krotova, Nikita Semenov, and Alexander Panchenko. 2022. [ParadetoX: Detoxification with parallel data](#). In *Proceedings of the 60th Annual Meeting of the Association for Computational Linguistics (Volume 1: Long Papers)*, pages 6804–6818, Dublin, Ireland. Association for Computational Linguistics.
- A. Munier, V. Gras-Champel, H. Courtois, and D. Hillaire-Buys. 2005. [Zoledronic acid and renal toxicity: data from french adverse effect reporting database](#). *Annals of Pharmacotherapy*, 39(7-8):1204–1207.
- Nicolás Benjamín Ocampo, Ekaterina Sviridova, Elena Cabrio, and Serena Villata. 2023. An in-depth analysis of implicit and subtle hate speech messages. In *Proceedings of the 17th Conference of the European Chapter of the Association for Computational Linguistics, EACL*, pages 1989–2005.
- Maja Popović. 2015. [chrF: character n-gram f-score for automatic mt evaluation](#). In *Proceedings of the Tenth Workshop on Statistical Machine Translation*, pages 392–395, Lisbon, Portugal. Association for Computational Linguistics.
- Paul Röttger, Bertie Vidgen, Dong Nguyen, Zeerak Waseem, Helen Margetts, and Janet Pierrehumbert. 2021. [Hatecheck: Functional tests for hate speech detection models](#). In *Proceedings of the 59th Annual Meeting of the Association for Computational Linguistics and the 11th International Joint Conference on Natural Language Processing (Volume 1: Long Papers)*, pages 41–58. Association for Computational Linguistics.
- Maarten Sap, Saadia Gabriel, Lianhui Qin, Dan Jurafsky, Noah A. Smith, and Yejin Choi. 2020. [Social bias frames: Reasoning about social and power implications of language](#). In *Proceedings of the 58th Annual Meeting of the Association for Computational Linguistics*, pages 5477–5490, Online.
- Hoyun Song, Soo Hyun Ryu, Huije Lee, and Jong Park. 2021. [A large-scale comprehensive abusiveness detection dataset with multifaceted labels from reddit](#). In *Proceedings of the 25th Conference on Computational Natural Language Learning*, pages 552–561, Online. Association for Computational Linguistics.
- Zecheng Tang, Keyan Zhou, Juntao Li, Yuyang Ding, Pinzheng Wang, Bowen Yan, Rejie Hua, and Min Zhang. 2023. [Cmd: a framework for context-aware model self-detoxification](#). *arXiv preprint arXiv:2308.08295*.
- Zhen Wan, Yuan Ding, Shuai Jiang, Xiaoyu Huang, and Qianqian Xie. 2022. [Toxicity detection across languages with xlm-r and fine-tuning strategies](#). In *Proceedings of the 8th Workshop on Online Abuse and Harms (WOAH)*, pages 1–10, Seattle, Washington. Association for Computational Linguistics.
- Zeera Waseem, Thomas Davidson, Dana Warmusley, and Ingmar Weber. 2017. Understanding abuse: A typology of abusive language detection subtasks. In *ALW@ACL*, pages 78–84. Association for Computational Linguistics.
- Yunze Xiao, Yujia Hu, Kenny Tsu Wei Choo, and Roy Ka-wei Lee. 2024. [Evaluating robustness of offensive language detection in chinese: The toxicloackn dataset](#). In *Proceedings of the 2024 Conference on Empirical Methods in Natural Language Processing*. Association for Computational Linguistics.
- Shujian Yang, Shiyao Cui, Chuanrui Hu, Haicheng Wang, Tianwei Zhang, Minlie Huang, Jialiang Lu, and Han Qiu. 2025. Exploring multi-modal challenges in toxic chinese detection: Taxonomy, benchmark, and findings. *arXiv preprint arXiv:2505.24341*.
- Tianyi Zhang, Varsha Kishore, Felix Wu, Kilian Q. Weinberger, and Yoav Artzi. 2020. BERTScore: Evaluating text generation with bert. In *International Conference on Learning Representations (ICLR)*.

Class	Mapped Feature (Appx)	Type
Phonological	Combinatorial Syllabary (§A.2.1)	Korean
Iconological	Visual Decomposability (§A.3.1)	Hangeul
Transliteration-based	Multiscript Familiarity (§A.2.2)	Korean
Syntactic	Syllable-Oriented Segmentation (§A.3.2)	Hangeul
Pragmatic	—	Language-agnostic

Table 8: Obfuscation classes and their enabling properties. Features are detailed in Appendix (§A.2, §A.3).

A Preliminary

A.1 Korean Language & Hangeul

Korean is an agglutinative and morphologically rich language in which grammatical relations are expressed through affixes and particles. Its writing system, Hangeul, is a compositional and featural phonemic script: each syllable block is formed by combining an initial consonant, a medial vowel, and an optional final consonant (e.g., $\text{ㄷ} + \text{ㅏ} + \text{ㄱ} \rightarrow \text{닥}$). This block-based structure allows fine-grained phonological and visual variations, making Korean particularly suitable for studying diverse obfuscation phenomena.

As shown in Tab. 8, the proposed obfuscation classes exploit inherent linguistic and orthographic properties of Korean and Hangeul. The compositional structure of syllables, visual regularity of graphemes, and multilingual familiarity shared by Korean users collectively enable diverse and controllable transformation strategies. These characteristics make Korean particularly suitable for studying systematic and fine-grained text obfuscation.

A.2 Korean Language-Specific Properties

A.2.1 Combinatorial syllabic phonology.

Korean phonology is organized around syllabic units by the combination of initial consonant, medial vowel, and final consonant. This block-based composition induces dense neighborhoods of near-homophones at the syllable level, further enriched by the lenis–aspirated–tense triplets (e.g., $\text{ㄱ} / \text{ㅋ} / \text{ㆁ}$, $\text{ㄷ} / \text{ㅌ} / \text{ㄴ}$) and pervasive liaison/coarticulation phenomena. As a result, preserving the global “sound impression” while altering one or more sub-syllabic elements is structurally easy and perceptually tolerable for human readers. These properties systematically increase the search space for sound-preserving edits (replacement, addition) without severely degrading legibility, which directly enables phonological obfuscation.

A.2.2 Latent multiscript competence.

Due to historical and educational exposure, Korean users routinely navigate multiple scripts (Hangeul, basic Chinese character, and Latin alphabet), and are familiar with bidirectional phonetic transcription conventions. This latent multiscript competence supports intuitive cross-script rendering of Korean words and names, and facilitates obfuscation by swapping to visually or phonetically similar forms in other scripts (or by re-Hangeulization after translation). The community-level familiarity with such code-mixed writing (e.g., signage, names, media) lowers the cognitive cost of interpreting transliterations, thereby making transliteration-based obfuscation particularly viable.

A.3 Hangeul Orthographic Properties

A.3.1 Decomposability and visual iconicity.

Hangeul graphemes are explicitly decomposable into consonants and vowels within a square syllabic layout. The clear sub-graphemic structure, together with geometric regularities of the block, affords visually motivated substitutions at both the character and consonant levels and rotation-based variants. Human readers retain robust recognition under such geometric perturbations due to the script’s iconic regularity and redundancy, which, in turn, makes iconological obfuscation effective.

A.3.2 Syllable-oriented segmentation

Hangeul is written in syllabic blocks, and Korean readers parse strings with strong syllable-level awareness. Combined with historically variable spacing practices and the grammatical role of postpositional particles, this yields high tolerance to segmentation perturbations and syllable-level rearrangements: many strings remain human-recoverable despite spacing noise or local anagrams. This property directly supports syntactic obfuscation that disrupts surface structure while preserving overall interpretability.

Category	Granularity	Examples
Replacement	Initial consonant	한국인들만 알아볼 수 → 한국인플만 알아쁠 쑤
	Medial vowel	태국 → 타이국, 강해짐 ↔ 강하이짐
	Final consonant	낑았습니다 → 낑악습니다, 돈 ↔ 돛
	Resyllabification	할 짓이가 ↔ 할찌시가
Insertion	Initial consonant	많이 → 많휘, 안에 → 안네
	Medial vowel	거품 점수줘서 → 귀품 점슈줘쉬
	Final consonant	호스트 → 홏스트, 바깥 → 박깥
Liaison	Forward liaison	들어봐 → 드리봐, 할아버지 → 하라버지
	Reverse liaison	바보 → 밥오, 버블 → 법을

Table 9: Examples of the **Phonological Approach**. Each rule edits sub-syllabic components of Hangeul while maintaining intelligibility through phonological alternations.

B Class of Obfuscation

B.1 Phonological Approach

The phonological approach exploits the similarity in pronunciation between sounds, modifying the phonemic components of a syllable while preserving overall phonetic perception. Three types of edits are applied—replacement, addition, and liaison—each operating on the sub-syllabic structure of Hangeul. Deletions are not employed, as they tend to remove excessive information and distort readability. Because Korean exhibits systematic phonological alternations (liaison), these operations are especially effective for generating natural yet obfuscated variants. As noted in Appendix A.2.1, each syllable in Hangeul can be decomposed into multiple components, which facilitates diverse and fine-grained variations.

Replacement. We replace sub-syllabic units that share close phonetic features: (i) Initial consonant, (ii) Medial vowel, and (iii) Final consonant. Each is substituted with a phonetically similar unit so that the pronunciation remains recognizable. Additionally, (iv) orthographic resyllabification is applied, where syllables are recomposed according to common phonological rules to reflect natural sound shifts. Korean provides rich substitution options owing to its lenis–aspirated–tense triplets (e.g., ㄱ/ㅋ/ㆁ) and various semi-vowels and diphthongs, which enable fine-grained and diverse replacements. As shown in Tab. 10, representative phonological substitution dictionaries such as lenis–tense and lenis–aspirated mappings form the basis of these replacement rules.

Lenis→Tense	Lenis→Aspirated	Vowel→Diphthong
ㄱ → ㆁ	ㄱ → ㅋ	ㅏ → ㅑ
ㄴ → ㄷ	ㄴ → ㄸ	ㅓ → ㅕ
ㄷ → ㅌ	ㄷ → ㅊ	ㅗ → ㅛ
ㄸ → ㅊ	ㅌ → ㅊ	ㅜ → ㅠ
ㅌ → ㅊ	ㅊ → ㅊ	ㅡ → ㅟ
ㅊ → ㅊ	ㅊ → ㅊ	ㅣ → ㅓ

Table 10: Representative phonological substitution dictionaries used in the **Phonological Approach**. Each column denotes a systematic replacement pattern among consonants or vowels.

Insertion. Additions insert new phonemes while retaining the original pronunciation pattern. (i) Initial consonant insertion: the silent consonant ‘ㅇ’ allows prefixing repeated or weak consonant sounds without changing syllable integrity. (ii) Medial vowel insertion: Korean vowels include semi-vowels (e.g., ㅓ → ㅑ, ㅜ → ㅠ) that can be naturally inserted to create similar but extended sounds. (iii) Final consonant insertion: since the final consonant position in Hangeul is optional, a new consonant can be appended—often drawn from the onset of the following syllable—to mimic natural articulation.

Liaison. Liaison refers to the phonological process where the final consonant of a syllable is carried over to the initial position of the next. We simulate this by two variations: (i) forward liaison and (ii) reverse liaison, which performs the inverse mapping to obscure standard pronunciation patterns. These operations reflect natural pronunciation flow while introducing subtle orthographic perturbations that remain intelligible to human readers.

Category	Granularity	Examples
Phonetic Transliteration	CJK substitution	수상해 → 水상해, 남한테 → 男한테
	Latin substitution	망했다고 → mang했다고, 게시판 → g 게시판
Semantic Transliteration	English meaning	가지 말고 같이 먹자 → 돈트 고 같이 먹자
	Japanese meaning	자리 좀 부탁해 → 자리 좀 구다사이

Table 13: Examples of the **Transliteration-based Approach**. Phonetic transliteration replaces parts of Hangeul words with phonetically similar units in CJK or Latin scripts, while semantic transliteration substitutes words with phonetic renderings of their foreign-language meanings (e.g., English or Japanese).

B.3 Transliteration-based Approach

As discussed in Sec. A.2.2, Korean users are inherently familiar with multiple writing systems, including Hangeul, basic Chinese characters (Hanja), and the Latin alphabet, due to historical and educational exposure. This multilingual competence enables intuitive transliteration-based obfuscation, where parts of text are replaced with characters or sounds drawn from other scripts that share phonetic or semantic associations. Broadly, two strategies are employed: one exploits *phonetic similarity* (sound-based substitution), and the other leverages *semantic equivalence* (meaning-based substitution).

Phonetic transliteration. Phonetic transliteration replaces parts of a Korean word with CJK or Latin characters that share similar pronunciation. For instance, the Chinese character 水 (pronounced “su”) can substitute the syllable 수 in 수상해, resulting in 水상해. Partial substitutions that target only specific consonants or vowels are also possible (e.g., 게시판 → g 게시판). Such CJK or Latin replacements preserve phonetic resemblance while introducing script-level variation that hinders automatic recognition.

Semantic transliteration. Semantic transliteration exploits the meaning of the original phrase by translating it into a foreign language and then re-Hangeulizing the phonetic rendering of the translated words. For example, the Korean verb 부탁해 can be semantically translated into Japanese as ください, and then phoneticized back into Hangeul as 구다사이. This substitution thus conveys the same meaning through a cross-lingual phonetic rendering that remains easily interpretable to Korean readers. This approach leverages bilingual familiarity—especially with English and Japanese—to generate natural yet obfuscated variants easily interpretable by Korean readers.

LLM-based obfuscation. Unlike other obfuscation classes, the transliteration-based approach is difficult to implement in a purely rule-based manner, as it often requires contextual awareness and semantic substitution rather than simple character mapping. Among its variants, phonetic transliteration with CJK characters can be handled deterministically through predefined rules, whereas Latin-based and semantic transliteration demand higher-level reasoning and cross-lingual understanding. To address this, we employed a lightweight and efficient language model, *GPT-5 nano*, to perform LLM-assisted obfuscation for these cases.

While Hanja (CJK) characters align one-to-one with Hangeul syllables, Latin script does not exhibit such a direct correspondence, which frequently led to undesirable substitutions that altered contextually important words. In contrast, semantic transliteration inherently involves translation into a foreign language, making LLM utilization not only beneficial but necessary.

As shown in Fig. 5 and Fig. 6, we designed carefully crafted prompts to guide the model in generating contextually appropriate obfuscations. Unlike the few-shot or zero-shot prompts used for English tasks, these prompts were written in Korean to better align with the linguistic characteristics of Hangeul and to encourage the model to reflect native Korean phonological and orthographic nuances.

Phonetic Transliteration with Latin Scripts
<p>너는 음차 표기를 해주는 GPT이다. 문장이 주어졌을 때, 다음 주어진 조건을 참고해서, 문장의 문자들을 음차표기로 바꿔줘야한다.</p> <p>### 변형 방식 카테고리 예시 음차 방법: 한글 -> 영어문자: 특정 자음을 같은 발음을 나타내는 알파벳으로 차용하거나, 특정 글자 자체를 같은 발음을 내도록 영어로 표기해야한다.</p> <p>### 지시사항 - 출력 형식을 지켜야 한다. - 모음이 [ㅏ, ㅑ, ㅓ, ㅕ, ㅗ, ㅛ, ㅜ, ㅠ]인 경우에만 '게시판' -> g ㅓ시판' 같은 초성 차용이 가능하다. 중성 종성은 차용안됨. - 핵심적인 부분을 위주로 수정. - 문장의 절반정도의 어절을 바꿔줘. - 오직 아래의 포맷으로만 출력한다. 추가 설명, 코드블록, 접두·접미 텍스트 금지.</p> <p>### 출력 형식</p> <pre>{ "input": "게시판을 확인하세요", "output": "g ㅓ시판을 확인하세요" } { "input": "한 놈 잡아먹자", "output": "han norm 잡아먹j ㅏ" } { "input": "부디 밉고 맡겨주세요", "output": "boo D I MIT. 고 맡겨주세요" } { "input": "시험 망했다", "output": "S ㅓ험 mang했다" } { "input": "방이 너무 더럽다", "output": "bang이 너무 the love다" }</pre>

Figure 5: The prompt used for phonetic transliteration obfuscation with Latin scripts. It provides the task descriptions and instructions.

Semantic Transliteration
<p>너는 음차 표기를 해주는 GPT이다. 문장이 주어졌을 때, 다음 주어진 조건을 참고해서, 문장의 문자들을 음차표기로 바꿔줘야한다.</p> <p>### 변형 방식 카테고리 예시 한글 -> 외국어 -> 한글 음차: 한글 내용을 외국어로 번역한 뒤, 외국어를 한글로 발음나는대로 적는 방법이다.</p> <p>### 가이드</p> <ul style="list-style-type: none"> - 다음과 같은 흐름으로 변형한다. - 쉬운 일본어와 영어를 활용한다. - 가지 말아주세요 -> don't go く ださい -> 돈트고쿠다사이 - 아주 좋아요 -> 아주 nice 해요 -> 아주 나이스 해요 <p>### 지시사항</p> <ul style="list-style-type: none"> - 핵심적인 부분을 위주로 수정. - 문장의 절반보다 더 바꾸지 말것. - 불분명한 어절은 경솔하게 수정하지 말고 내버려둘 것. - 교체된 어절은 다시 출력하지 말 것. - 오직 아래의 포맷으로만 출력한다. 추가 설명, 코드블록, 접두·접미 텍스트 금지. <p>### 출력 형식</p> <pre>{ "input": "오늘은 가지 말아주세요", "output": "오늘은 돈트고쿠다사이" } { "input": "짜가지 없는 모습 아주 좋아요", "output": "짜가지 없는 애티툇 아주 나이스 해요" } { "input": "침대 냄새 엄청 난대. 히터 키면 주유소 냄새 미친건가.", "output": "침대와 스메리 혼포니테스. 히터키면 주유소 스메리 와파팍." } { "input": "방이 너무 좁아요.", "output": "룸 이즈 너무 조바요테스네." }</pre>

Figure 6: The prompt used for semantic transliteration obfuscation with various languages. It provides the task descriptions and instructions.

Category	Language	Examples
Spacing perturbation	Korean English	화장실 더럽고 별로 → 화장 실더럽 고별로 this place is dirty → thi splace is dir ty
Syllable/word anagram	Korean English	오랜만에 외국여행을 → 오만랜에 외여국행을 happy trip ↔ hpapy tirp
Mixed obfuscation	Korean English	이번 주말에 놀러가자 → 변이 말주에놀 러자가 I wanna go home → Iwnan ago hoem

Table 14: Cross-lingual examples of **Syntactic Obfuscation**. Spacing and syllable-level rearrangements in Korean correspond to word or character boundary shifts in English, but Hangeul’s block-based structure allows greater flexibility while maintaining readability.

Category	Language	Examples
Emoji insertion	Korean English	돈을 쓰는 호갱 → 돈을 °♡ 쓰는 《호..갱》≥ ㅅ ≤ what a fool → what °♡ a 《fo..ol》≥ ㅅ ≤

Table 15: Cross-lingual examples of **Pragmatic Obfuscation**. Each language employs visually or emotionally expressive cues—emojis, symbols, or tone markers—to modulate perceived sentiment, often reducing apparent toxicity while retaining original meaning.

B.4 Syntactic Obfuscation

As noted in Sec. A.3.2, Hangeul is written in syllabic blocks and Korean readers parse text with strong syllable-level awareness. Combined with historically flexible spacing and the grammatical role of postpositions, this yields high tolerance to segmentation noise and local rearrangements. Thus, surface perturbations that disrupt spacing or syllable order often remain human-recoverable while confusing automatic detectors.

Spacing perturbation. We randomly insert or remove spaces at plausible boundaries (e.g., between syllable blocks or morphemes), preserving word order while altering the visual segmentation. When composed with other rules, spacing noise increases ambiguity without severely degrading readability.

Syllable-level anagram. We locally reorder syllables within a word/phrase under constraints that keep the syllable inventory intact and limit edit distance. Unlike alphabetic scripts (character-by-character decoding) or logographic scripts (character-as-morpheme), the block-based unit in Hangeul often allows such micro-rearrangements to stay interpretable to human readers.

B.5 Pragmatic Obfuscation

Pragmatic obfuscation is language-agnostic and alters discourse cues rather than lexical content. We insert visually salient symbols or emojis near sentiment-bearing tokens, which can soften perceived polarity or distract pattern-based heuristics, thereby reducing toxicity detection rates while keeping the underlying proposition intact. Such modifications exploit the tendency of large language models and toxicity classifiers to rely on surface-level emotional markers rather than deep semantic understanding.

Irrelevant symbol insertion. We constrain the symbol injection rate and avoid splitting inside syllable blocks or linguistic morphemes. Hearts, brackets, or emoticons are placed around target spans to modulate tone (e.g., °♡, 《 》, ≥ ㅅ ≤), creating a visually disfluent but emotionally softened expression. These pragmatic cues preserve human readability and contextual meaning while significantly degrading the reliability of automatic toxicity detection, highlighting a unique challenge in modeling human-like interpretation of style and intent.

C Dataset Construction Details

C.1 Details of Filtering K/DA

To construct our obfuscated Korean toxic text dataset, we used K/DA [Jeon et al., 2025] as the primary source. K/DA is a Korean paired dataset originally developed for the detoxification task, where neutral sentences were transformed into toxic counterparts through LLM-based rewriting. To capture rapidly evolving slang and online expressions, K/DA first collected toxic text from various online communities and built a large corpus. For each neutral sentence, similar toxic samples were retrieved using a semantic similarity metric and then provided as examples to an LLM, which generated corresponding toxic paraphrases.

Despite its scale and utility, K/DA presents several quality limitations. A non-negligible number of cases contain mislabeling, where already-toxic sentences are annotated as neutral. Some sentences are syntactically or semantically ill-formed to the point of being uninterpretable. The dataset also includes real personal names, posing potential ethical concerns. Furthermore, a single neutral sentence in K/DA is often paired with multiple, near-duplicate toxic variants, resulting in redundancy, lexical imbalance between neutral and toxic subsets, and sub-optimal suitability for classification tasks.

To address these issues, we conducted a manual filtering process. Following the rubric in Table 17, three native Korean annotators independently reviewed all 7,555 neutral–toxic pairs without discussion. If a neutral sentence was deemed problematic, the entire set of pairs linked to that neutral sample was removed, whereas if the toxic side alone was flawed, only the corresponding pair was discarded. Inter-annotator consistency was evaluated using **Gwet’s AC1 coefficient**, which yielded a score of **0.7408** ($p < 0.001$, $z = 125.75$, $SE = 0.0059$). This value indicates a high level of agreement among annotators, supporting the reliability of the filtering decisions.

After filtering, only the 5,160 pairs marked as valid by all annotators were retained. We further excluded extremely short sentences consisting of two tokens or fewer, as they offered limited opportunity for meaningful obfuscation. In cases where multiple toxic variants were associated with the same neutral sentence, a single toxic example was randomly selected. The resulting corpus comprises **2,294 high-quality neutral–toxic pairs**, which serve as the foundation for our obfuscated dataset.

Rule	Rewrite Rate
Initial consonant replacement	0.5
Medial vowel replacement	0.3
Final consonant replacement	0.5
Orthographic resyllabification	0.5
Initial consonant insertion	0.3
Medial vowel insertion	0.5
Final consonant insertion	0.5
Liaison (Forward & Reverse)	0.3
Hangeul look-alike	0.3
Cross-script substitution	0.5
Rotation-based variation	0.3
Phonetic substitution (CYK)	0.3
Phonetic substitution (Latin)	0.5
Semantic substitution	0.5
Spacing perturbation	0.5
Syllable anagram	0.3
Symbol/emoji insertion	0.5

Table 16: Per-rule rewrite rates used in dataset construction. Rates represent the fraction of tokens targeted for modification within each sentence.

C.2 Dataset Construction Environment

We utilized several libraries for data generation, including hgtk 0.2.1, six 1.17.0, openai 1.109.1, jamo 0.4.1, KoNLPy 0.6.0, and KoG2Padvanced⁹.

C.3 Hyperparameters for Dataset Construction

During dataset construction, each neutral-toxic pair from K/DA was processed through the obfuscation procedure described in Alg. 1. For each pair, a set of transformation rules was applied up to k times. Since the scope of application differs across rules—some can be applied to nearly every token, while others only affect limited contexts—we controlled the overall rewrite intensity using a global rewrite rate. Specifically, the rate was set to 0.5 or 0.3 of the total number of tokens in a sentence, depending on rule coverage. The detailed per-rule rewrite rates used for all 17 rules are summarized in Tab. 16.

C.4 Dataset Statistics

Table 18 summarizes the statistics of the final KO-TOX dataset generated through the aforementioned obfuscation process. The dataset contains a total

⁹<https://github.com/seongmin-mun/KoG2Padvanced.git>

of 6,882 neutral–toxic pairs, evenly divided into three difficulty levels (*Easy*, *Normal*, and *Hard*) according to the number of applied rules per sentence. Table 19, 20, 21 further provide qualitative examples illustrating how different rule combinations are reflected across difficulty levels.

D Experimental Details

D.1 Details of LMs used for Classification

We use three transformer-based language models fine-tuned on toxic or offensive text corpora for toxicity classification.

HateBERT HateBERT [Caselli et al., 2021] is a BERT model further pre-trained on Reddit posts containing abusive and offensive language. It is optimized for English toxic comment detection and serves as a strong domain-adapted baseline.

Multilingual-Toxic-XLM-RoBERTa This model is based on XLM-RoBERTa and fine-tuned on multilingual toxic datasets covering 15 languages. It enables cross-lingual toxicity detection and serves as our multilingual baseline.

Toxicity-XLMR-v2 Toxicity-XLMR-v2 is a large XLM-RoBERTa model fine-tuned on diverse multilingual corpora for toxicity classification. It provides strong generalization across languages and complements the English-centric HateBERT.

D.2 Details of LLMs Used for Deobfuscation and Sanitization

All models used in our experiments are instruction-tuned large language models (LLMs).

Qwen2.5 Qwen2.5 is a multilingual causal LLM by Alibaba with significantly improved Korean capability over its predecessors. Although version 3 is available, we use 2.5 since the newer “thinking” mode often produces overly verbose outputs unsuitable for our tasks.

Exaone 3.5 Exaone 3.5, developed by LG AI Research, is a Korean-specialized LLM. We adopt version 3.5 instead of 4.0 to avoid verbosity issues from the new “thinking” control while maintaining strong linguistic quality and response stability.

LLaMA-3-Korean-Blossom LLaMA-3-Korean-Blossom extends Meta’s LLaMA-3 through continued Korean pretraining and instruction tuning. It serves as an open-source alternative

emphasizing fluency and consistency in Korean generation.

GPT-4.1 GPT-4.1 is OpenAI’s closed-source frontier LLM, representing one of the most capable general-purpose models currently available. It serves as a strong closed-source baseline for deobfuscation and sanitization tasks.

D.3 Details of Metrics

Accuracy Accuracy measures the proportion of correctly predicted samples. However, in balanced binary classification tasks, a trivial model that always predicts a single class can easily achieve 50% accuracy. Therefore, it is often reported together with F1-score for a more reliable assessment.

F1-score F1-score is the harmonic mean of Precision and Recall. In binary or imbalanced classification tasks, F1-score is widely preferred over accuracy since it better captures the balance between false positives and false negatives. We treat the harmful class as the positive label when computing F1-score, which is a common convention in hate speech detection studies.

BERTScore Since our dataset is in Korean, we employ the multilingual BERT-based implementation of BERTScore following the default configuration of the official library. This allows semantic similarity to be computed across diverse linguistic variations.

chrF Korean exhibits agglutinative morphology, where particles and affixes are attached to word stems. As a result, token-level n -gram metrics such as BLEU or ROUGE may underestimate similarity. We therefore report character-level matching scores using chrF, which better captures morphological overlap.

Perspective API We additionally use Google’s Perspective API to estimate toxicity scores of generated sentences. This tool is widely adopted in toxicity and hate-speech detection research for providing a standardized toxicity estimation.

D.4 Experimental Environment

We conducted training and inference on Ryzen 9950x and Threadripper 9960X CPUs, and NVIDIA RTX Pro 6000 GPUs. The experiments were performed on Rocky Linux 9.6 using PyTorch 2.8.0, Transformers 4.56.2, BitsAndBytes 0.48.0, Kernels 0.10.2, PEFT 0.17.1, Scikit-learn

Rule	Filtering Reason
Misaligned Neutrality	Neutral text already conveys toxic or sarcastic intent, compromising its role as a non-harmful counterpart.
Slang or Informal Vulgarity	Neutral sample contains slang or mild expletives (e.g., “개-”, “씨발-”) inappropriate for detoxified text.
Non-standard or Unintelligible Expression	Text includes invented words, broken grammar, or unintelligible noise generated by LLMs.
False Neutrality or Label Ambiguity	Toxic text lacks explicit offensiveness or appears indistinguishable from neutral tone, making label assignment unreliable.
Masked or Corrupted Text	Presence of masking artifacts (e.g., “***씨”, “욕***”) or pre-processing errors that corrupt readability.
Personally Identifiable Information	Sentences expose real names, usernames, or identifiable entities, raising privacy and ethical concerns.
Semantic Ill-formedness	Either side of the pair is semantically incoherent or ungrammatical, hindering model training.
Duplication / Near-Duplication	Multiple toxic variants are paired with the same neutral sentence, leading to redundancy and imbalance.
Length Insufficiency	Sentences are too short (≤ 2 tokens) to allow meaningful transformation or obfuscation.
Label Noise (Inverse Pairing)	Neutral and toxic roles are swapped or mislabeled, resulting in reversed polarity between pairs.

Table 17: Rubrics for filtering K/DA. Each rule specifies a criterion for discarding or retaining pairs to ensure dataset quality and label consistency.

Difficulty	# Samples	# Applied Rules	# Rule Combinations	# Total Rules	Avg. # Span
Easy	2,294	2	197	17	7.94
Normal	2,294	3	1,254	17	8.14
Hard	2,294	4	2,079	17	8.20
Total	6,882	2-4	3,530	17	8.09

Table 18: Statistics of the **KOTOX** dataset by difficulty level. Each level is defined by the number of applied obfuscation rules per pair. A total of 6,882 samples were generated and evenly distributed across three difficulty levels.

Type	Example	Label
Neutral (Original)	출산을 증가를 위해 새로운 정책이 나왔으면 좋겠어	[5, 10]
Neutral (Obfuscated)	출산율 증가를 위 ㅇ ㅍ 새로운 정 ㄹ 나왔으면 좋겠어	
Toxic (Original)	출산율 증가를 위해 애 낳는 머신들한테 새로운 당근을 줬으면 좋겠네 ㅋㅋ	
Toxic (Obfuscated)	출산율 증가를 위해 애 ㄴ ㅊ 는 ㅁ ㅅ 신 ㅌ ㅡ ㄹ ㄴ ㅌ ㅈ ㅅ 새로운 당 ㅑ ㅡ 늘 줬으면 좋겠네 ㅋㅋ	
Neutral (Original)	아니야 ㅋㅋ 원동기 면히 있어야 타 ㅠ ㅠ	[16, 6]
Neutral (Obfuscated)	와눠야 ㅋㅋ 원기동 면히 있어야 타 ㅠ ㅠ	
Toxic (Original)	아니야 ㅋㅋ 머가리 없는 놈들은 원동기 면히도 없이 타고 다니더라 ㄸ ㄸ	
Toxic (Obfuscated)	아야냐 ㅋㅋ 머가뤄 똔닌 놈들은 원동기 면히도 없이 타고 다니니라 ㄸ ㄸ	
Neutral (Original)	그러니까 등산은 직접 가는 거지	[4, 13]
Neutral (Obfuscated)	그러니까 등사는 직쩡 家는 거지	
Toxic (Original)	등산은 직접 가보면 알겠지만, 체력 딸리는 찐파들은 산에서 죽을 수도 있어	
Toxic (Obfuscated)	등사는 직쩡 가보면 알겠지만, 체력 딸리는 찐파들똥 ㅅ에서 주글 수도 이썩	

Table 19: **Easy** examples of KOTOX.

Type	Example	Label
Neutral (Original)	오늘 처음 학교 가는 날인데	[11, 14, 12]
Neutral (Obfuscated)	오늘 first 타임 스쿨 가는 day인데	
Toxic (Original)	오늘 처음 학교 가는 날인데 찌파들이랑 어울려야 한다니 암걸려	
Toxic (Obfuscated)	투데이 cheum haekgyo onneun 날인데 OTAKU들이랑 aO울려야 한다니 cancer걸려	
Neutral (Original)	잠 안 오는 그런 거 있니?	[5, 1, 17]
Neutral (Obfuscated)	잠 ♥안♥ 【요년】 그런 「♥」 커 왔뉘?	
Toxic (Original)	잠 안 와서 뒤척이는 거 진짜 빠치는데 ㅋㅋ	
Toxic (Obfuscated)	참 ㄴ 안 ㄴ ㄴ 와써 ㄴ 뒤척이는 ♥【거】♥ 쥘짜 빠치는데 ㅋㅋㅋ	
Neutral (Original)	언니 언제 엄마 밥 먹었었어?	[7, 3, 15]
Neutral (Obfuscated)	언 니 없 제 엄마 밥 먹갸엇어?	
Toxic (Original)	언니 언제 아줌마 밥 쳐먹었었냐?	
Toxic (Obfuscated)	언니 언 제 아줌 마 밧 쳐먹갸얼냐?	

Table 20: **Normal** examples of KOTOX.

Type	Example	Label
Neutral (Original)	아 근데 일 쌓이면 스트레스 받아 ㅋㅋ	
Neutral (Obfuscated)	ㄸ 근데 ㅡ 싸히면 스트레스 판아	[1, 13, 9, 8]
Toxic (Original)	일 쌓이면 존나 열받아서 뒤질 것 같음 ㅋㅋ	
Toxic (Obfuscated)	일 쌓二면 존나 열ㄸㄸ서 뒤칠 것 같음	
Neutral (Original)	거기 강아지 카페도 붙어 있더라	
Neutral (Obfuscated)	데스네 황와취 카페도 푼녀 이씩꾸나 데스네	[1, 5, 14, 4]
Toxic (Original)	거기 개돼지들 모여서 시끄럽게 짖어대는 곳도 붙어 있더라	
Toxic (Obfuscated)	데스코 도그피그들 묘여썹 씨끄럽케 쥐쥐대닌 콘또 스테이 클로즈 윙떠라	
Neutral (Original)	어떤 기술인지 정말 궁금하다	
Neutral (Obfuscated)	얼뎡 g l수린지 r ially gu ㅁ금하 ㅏㅏ	[11, 6, 4, 12]
Toxic (Original)	어떤 기술인지 정말 궁금한데, 까냥이 딸리는 한남충들은 이해 못할 듯	
Toxic (Obfuscated)	엇뎡 g lt썹린지 really 궁금한데, 까냥임 tails는 쿠우남충들은 잉애 mortal 듯	

Table 21: **Hard** examples of KOTOX.

1.7.2, EasyDict 1.13, Pandas 2.3.3, Accelerate 1.10.1. For evaluation metrics, we additionally used Evaluate 0.4.6, SacreBLEU 2.5.1, BERTScore 0.3.13, OpenAI 1.109.1.

D.5 Hyperparameters for Fine-tuning

Classification. We fine-tuned the LM using supervised learning for the classification task. The fine-tuning process employed a dropout rate of 0.1, with hyperparameters set as follows: 15 epochs, a batch size of 16, a learning rate of $2e-5$, a maximum sequence length of 245, and the AdamW optimizer. The model with the best evaluation loss was selected as the final checkpoint. Each experiment was repeated with seeds 42, 43, and 44.

Deobfuscation and Sanitization. For each task, we fine-tuned the LLM using LoRA ($\alpha=16$, dropout=0.1, $r=64$) under 16-bit precision. The fine-tuning configuration included 5 epoch, a batch size of 16, a learning rate of $2e-5$, a weight decay of $1e-2$, a maximum sequence length of 1024, the AdamW optimizer, a warmup ratio of 0.03, and a cosine learning rate scheduler. The best-performing model based on evaluation loss was selected, and each experiment was repeated with seeds 42, 43, 44. For both Deobfuscation and Sanitization tasks, we apply zero-shot and five-shot prompting schemes. Prompt templates for the Deobfuscation task are shown in Figures 7 and 8, and for the Sanitization task in Figures 9 and 10.

E Additional Experimental Results

E.1 Full Results on Main Experiments

In this section, we report additional experimental results that were not included in the main paper.

E.1.1 Classification

Tab. 22 shows the classification F1-score and standard deviations. Similar to the F1-scores, models fine-tuned on the combined dataset of non-obfuscated toxic text and obfuscated text generally achieved higher performance than those trained on a single type of data. Furthermore, models trained solely on the obfuscated dataset also performed well in detecting non-obfuscated toxic texts, indicating their generalization capability.

Fig. 11 shows the rule-wise correlation matrix of HateBERT fine-tuned on the easy dataset. The easy dataset contains samples with two applied rules per instance. As observed, there are no strong correlations between the rules, suggesting that each rule operates independently.

Deobfuscation Zero-shot
<p>You are an expert in Korean language correction. The sentence I provide may be non-standard, use internet slang, phonetic spelling, intentional misspellings, or be obfuscated in other ways. Your task is to translate and normalize the sentence into natural, standard Korean.</p> <p>Rules:</p> <ol style="list-style-type: none"> 1. Preserve the original meaning. 2. If the tone is conversational, keep it conversational but in standard Korean. 3. Remove unnecessary emoticons or special characters. 4. Make the sentence grammatically smooth and natural. <p>Translate: Input sentence: \$input Output sentence:</p>

Figure 7: The zero-shot prompt used for deobfuscation. It provides the task descriptions and instructions.

Deobfuscation Five-shot
<p>You are an expert in Korean language correction. The sentence I provide may be non-standard, use internet slang, phonetic spelling, intentional misspellings, or be obfuscated in other ways. Your task is to translate and normalize the sentence into natural, standard Korean.</p> <p>Rules:</p> <ol style="list-style-type: none"> 1. Preserve the original meaning. 2. If the tone is conversational, keep it conversational but in standard Korean. 3. Remove unnecessary emoticons or special characters. 4. Make the sentence grammatically smooth and natural. <p>Examples:</p> <p>Input sentence 1: \$example1_input Output sentence 1: \$example1_output</p> <p>Input sentence 2: \$example2_input Output sentence 2: \$example2_output</p> <p>Input sentence 3: \$example3_input Output sentence 3: \$example3_output</p> <p>Input sentence 4: \$example4_input Output sentence 4: \$example4_output</p> <p>Input sentence 5: \$example5_input Output sentence 5: \$example5_output</p> <p>Translate: Input sentence: \$input Output sentence:</p>

Figure 8: The five-shot prompt used for deobfuscation. It provides the task descriptions, instructions, and five few-shot examples.

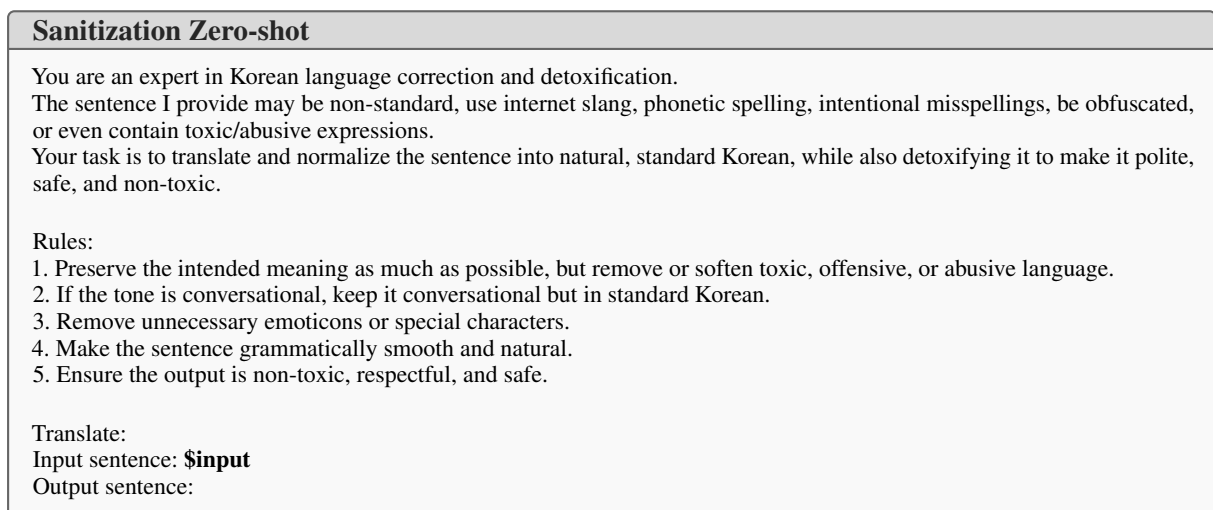


Figure 9: The zero-shot prompt used for sanitization. It provides the task descriptions and instructions.

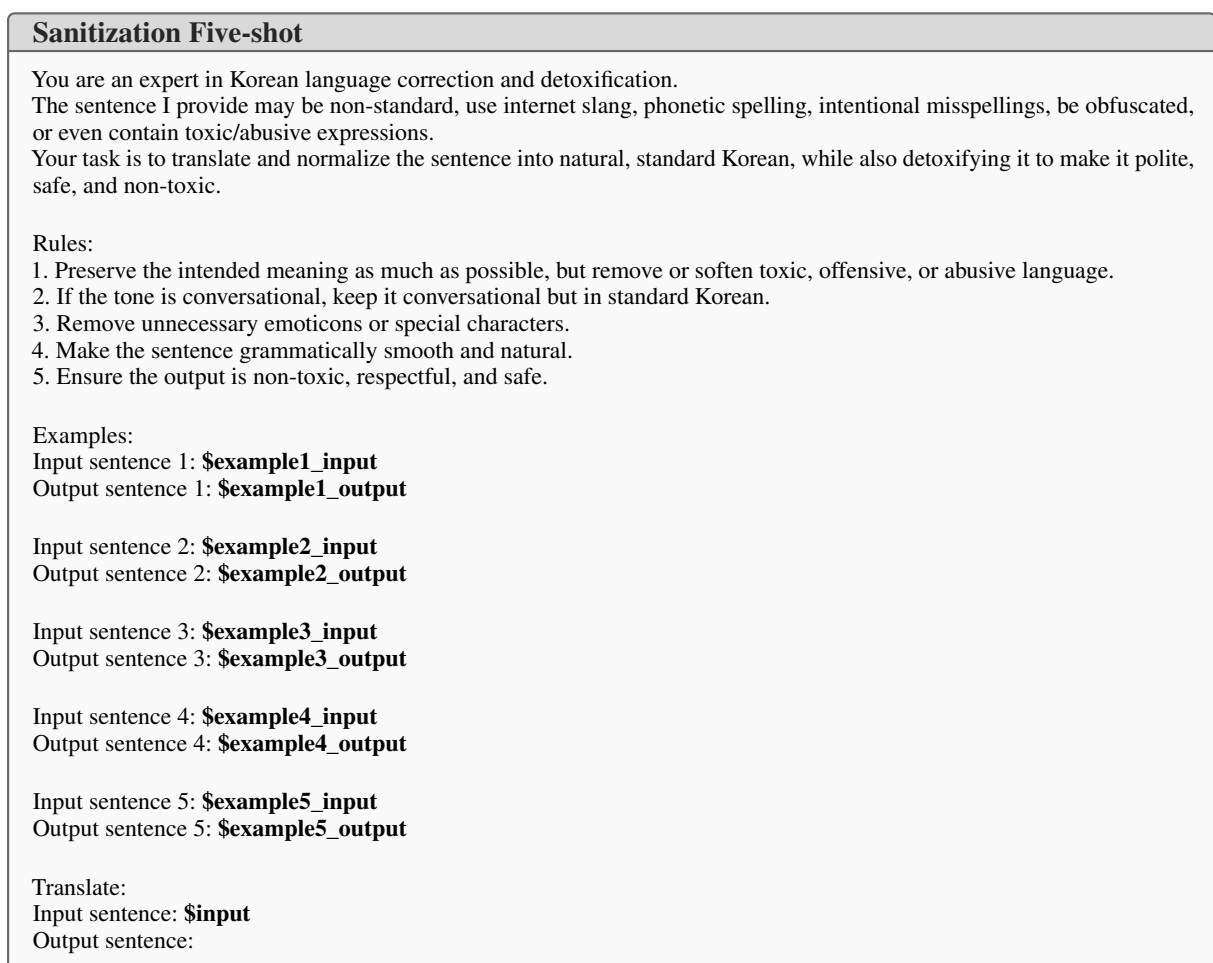


Figure 10: The five-shot prompt used for sanitization. It provides the task descriptions, instructions, and five few-shot examples.

Setting	hateBert			offensiveRoBERTa			toxicity-xlmr-v2		
	w/o Obf	Obf	Δ	w/o Obf	Obf	Δ	w/o Obf	Obf	Δ
w/o Tuning	36.56	36.28	0.28	33.29	33.61	-0.32	79.28	56.80	22.48
	(± 5.59)	(± 3.06)	(± 0.28)	(± 0.08)	(± 0.48)	(± 0.56)	(± 10.44)	(± 13.42)	(± 22.21)
w/o Obf (FT)	76.69	65.88	10.81	91.86	69.98	21.88	95.06	53.66	41.40
	(± 0.95)	(± 1.16)	(± 2.27)	(± 2.12)	(± 8.22)	(± 2.89)	(± 0.22)	(± 0.11)	(± 0.16)
Ours (FT)	77.19	71.65	5.54	92.02	84.97	7.04	96.30	89.57	6.73
	(± 1.67)	(± 0.78)	(± 1.98)	(± 1.08)	(± 3.33)	(± 2.89)	(± 0.22)	(± 0.11)	(± 0.16)
w/o Obf + Ours (FT)	78.44	71.32	7.12	92.68	86.94	5.74	96.16	88.13	8.03
	(± 1.63)	(± 0.99)	(± 1.02)	(± 0.33)	(± 0.96)	(± 0.95)	(± 0.88)	(± 2.48)	(± 1.66)

Table 22: Binary Toxicity Classification under Obfuscation. Each model reports f1-score on non-obfuscated (No-Obf) and obfuscated (Obf) sets, and the robustness gap $\Delta = \text{No-Obf} - \text{Obf}$.

Setting	hateBert			offensiveRoBERTa			toxicity-xlmr-v2		
	w/o Obf	Obf	Δ	w/o Obf	Obf	Δ	w/o Obf	Obf	Δ
w/o Tuning	50.14	50.14	0.00	49.13	49.88	-0.75	79.78	61.89	17.89
	(± 0.25)	(± 0.26)	(± 0.00)	(± 1.51)	(± 0.21)	(± 1.30)	(± 9.91)	(± 7.61)	(± 16.59)
w/o Obf (FT)	76.74	66.23	10.51	91.88	72.03	19.85	95.07	60.65	34.42
	(± 0.87)	(± 1.40)	(± 2.27)	(± 2.09)	(± 6.25)	(± 4.16)	(± 0.22)	(± 0.11)	(± 0.11)
Ours (FT)	77.32	71.86	5.46	92.03	85.07	6.96	96.30	89.59	6.71
	(± 1.60)	(± 0.52)	(± 1.08)	(± 1.07)	(± 3.18)	(± 2.11)	(± 0.22)	(± 0.11)	(± 0.11)
w/o Obf + Ours (FT)	78.48	71.33	7.15	92.68	86.96	5.72	96.16	88.14	8.02
	(± 1.64)	(± 0.99)	(± 0.65)	(± 0.33)	(± 0.94)	(± 0.61)	(± 0.88)	(± 2.48)	(± 1.60)

Table 23: Binary Toxicity Classification under Obfuscation. Each model reports accuracy on non-obfuscated (No-Obf) and obfuscated (Obf) sets, and the robustness gap $\Delta = \text{No-Obf} - \text{Obf}$.

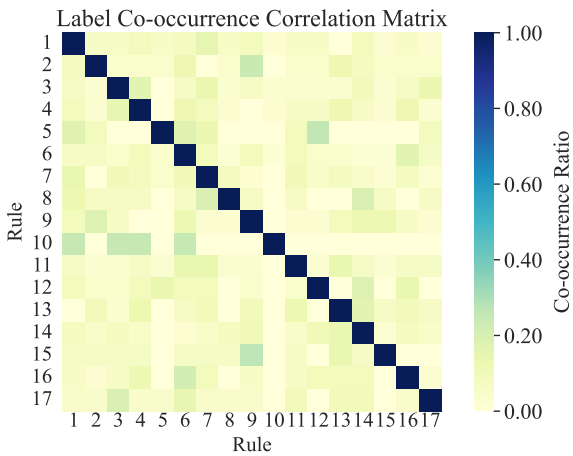


Figure 11: Correlation heatmap of label

Setting	Qwen2.5		EXAONE3.5		Bllosom		GPT4.1	
	BertScore	chrF	BertScore	chrF	BertScore	chrF	BertScore	chrF
Zero-Shot	65.96	15.31	60.60	7.64	65.09	14.08	00.0	00.0
	(± 0.24)	(± 0.11)	(± 0.11)	(± 0.05)	(± 0.06)	(± 0.01)	(± 0.00)	(± 0.00)
Five-Shot	68.93	19.40	67.00	14.39	21.14	21.14	00.0	00.0
	(± 0.68)	(± 0.99)	(± 0.47)	(± 0.36)	(± 0.32)	(± 0.81)	(± 0.00)	(± 0.00)
SFT	77.90	36.79	78.12	34.96	78.05	40.67	-	-
	(± 0.11)	(± 0.48)	(± 0.02)	(± 0.24)	(± 0.04)	(± 0.11)		

Table 24: Toxic text deobfuscation.

Setting	Qwen2.5		EXAONE3.5		Bllosom		GPT4.1	
	BertScore	chrF	BertScore	chrF	BertScore	chrF	BertScore	chrF
Zero-Shot	00.0	00.0	00.0	00.0	00.0	00.0	00.0	00.0
	(± 0.00)	(± 0.00)	(± 0.00)	(± 0.00)	(± 0.00)	(± 0.00)	(± 0.00)	(± 0.00)
Five-Shot	00.0	00.0	00.0	00.0	00.0	00.0	00.0	00.0
	(± 0.00)	(± 0.00)	(± 0.00)	(± 0.00)	(± 0.00)	(± 0.00)	(± 0.00)	(± 0.00)
SFT	00.0	00.0	00.0	00.0	00.0	00.0	-	-
	(± 0.00)	(± 0.00)	(± 0.00)	(± 0.00)	(± 0.00)	(± 0.00)		

Table 25: Toxic text sanitization.