

Efficient Mining of Low-Utility Sequential Patterns

Jian Zhu, Zhidong Lin, Wensheng Gan*, Ruichu Cai, *Senior Member, IEEE*,
Zhifeng Hao, *Senior Member, IEEE*, Philip S. Yu, *Life Fellow, IEEE*

Abstract—Discovering valuable insights from rich data is a crucial task for exploratory data analysis. Sequential pattern mining (SPM) has found widespread applications across various domains. In recent years, low-utility sequential pattern mining (LUSPM) has shown strong potential in applications such as intrusion detection and genomic sequence analysis. However, existing research in utility-based SPM focuses on high-utility sequential patterns, and the definitions and strategies used in high-utility SPM cannot be directly applied to LUSPM. Moreover, no algorithms have yet been developed specifically for mining low-utility sequential patterns. To address these problems, we formalize the LUSPM problem, redefine sequence utility, and introduce a compact data structure called the sequence-utility chain to efficiently record utility information. Furthermore, we propose three novel algorithms—LUSPM_b, LUSPM_s, and LUSPM_e—to discover the complete set of low-utility sequential patterns. LUSPM_b serves as an exhaustive baseline, while LUSPM_s and LUSPM_e build upon it, generating subsequences through shrinkage and extension operations, respectively. In addition, we introduce the maximal non-mutually contained sequence set and incorporate multiple pruning strategies, which significantly reduce redundant operations in both LUSPM_s and LUSPM_e. Finally, extensive experimental results demonstrate that both LUSPM_s and LUSPM_e substantially outperform LUSPM_b and exhibit excellent scalability. Notably, LUSPM_e achieves superior efficiency, requiring less runtime and memory consumption than LUSPM_s. Our code is available at <https://github.com/Zhidong-Lin/LUSPM>.

Index Terms—Pattern Mining, Sequential Pattern, Low Utility, Pruning Strategy.

I. INTRODUCTION

With the advent of big data, the demand for processing large-scale datasets and extracting valuable knowledge has increased significantly. Data mining and analytics [1] have emerged as crucial technologies for uncovering essential knowledge from diverse data sources. Pattern mining [2], [3] has been widely applied to identify meaningful patterns, including itemsets [4]–[6], sequences [7]–[10], and rules [11], [12]. Among these, early studies on sequential pattern mining (SPM) focused primarily on sequence’s frequency. However, frequency

alone may overlook other important aspects, motivating the development of utility-based SPM [13]–[15].

While many utility-based SPM algorithms have been proposed, research has focused almost exclusively on high-utility sequential pattern mining (HUSPM) [16]–[18]. In contrast, low-utility sequential pattern mining (LUSPM), which extracts sequential patterns with utility values below a given threshold, has been largely overlooked, despite its significant potential in applications such as intrusion detection, genomic sequence analysis, network anomaly detection, and industrial fault diagnosis. For example, in intrusion detection, LUSPM can analyze login-attempt logs to find failed login attempts that appear low-utility but are actually malicious activities. In genomic sequence analysis, it can reveal DNA/RNA patterns with weak gene expression, offering insights into abnormal biological processes. Despite the significant application potential of LUSPM in areas such as anomaly detection, no algorithms currently exist for mining low-utility sequential patterns (LUSPs). Therefore, this paper presents the first systematic study of LUSPM, aiming to identify sequential patterns that exhibit low total utility yet may contain critical information. However, this task faces several fundamental challenges.

First, the conventional sequence utility definition in HUSPM is not well-suited for LUSPM. While HUSPM defines a sequence’s utility as the maximum, minimum, or average across transaction sequences [19]–[21], LUSPM requires the total utility over all occurrences. This distinction can lead to misleading results. For instance, assume that the utility threshold is set to 5. In Table I, the sequence $S = \langle a, b \rangle$ has utilities of 3 in S_1 and 6 in S_2 , resulting in $\max(3, 6) = 6 > 5$, and is therefore considered high-utility. In contrast, the sequence $Q = \langle a, c \rangle$ has utilities 4, 4, and 3 in S_1 , S_2 , and S_3 , yielding $\max(4, 4, 3) = 4 < 5$, and is not considered high-utility. However, the total utilities are 9 for S and 11 for Q , indicating that Q actually contributes more overall. This example thus clearly demonstrates that the conventional HUSPM utility definition only captures partial utility and fails to reflect the total utility, making it unsuitable for LUSPM.

Moreover, LUSPM faces challenges in computational efficiency and memory consumption. On the one hand, similar to HUSPM, calculating sequence utilities requires comprehensive information from the database, which substantially increases both computational and memory costs. On the other hand, the discovery process generates a substantial number of candidate sequences. Existing pruning strategies in HUSPM are designed to retain sequences with utilities above the given threshold. Since LUSPM targets sequences below the threshold, these strategies become ineffective.

To address the challenges and improve the efficiency of LUSPM, this paper redefines sequence utility to enable accurate

This research was supported in part by the National Natural Science Foundation of China (Nos. 62237001 and 62272196), National Key R&D Program of China (No. 2021ZD0111501), and Basic and Applied Basic Research Foundation of Guangdong Province (No. 2022A1515011590). (Corresponding author: Wensheng Gan)

Jian Zhu, Zhidong Lin, and Ruichu Cai are with the School of Computer Science and Technology, Guangdong University of Technology, Guangzhou 510006, China. (E-mail: dr.zhu@guet.edu.cn, zhidonglin5@gmail.com, cairuichu@gdut.edu.cn)

Wensheng Gan is with the College of Cyber Security, Jinan University, Guangzhou 510632, China. (E-mail: wsgan001@gmail.com)

Zhifeng Hao is with the School of Mathematics and Computer Science, Shantou University, Shantou 515063, China. (E-mail: haozhifeng@stu.edu.cn)

Philip S. Yu is with the Department of Computer Science, University of Illinois Chicago, Chicago, USA. (E-mail: psyu@uic.edu)

TABLE I
A QUANTITATIVE SEQUENCE DATABASE

Sid	q-Sequence
S_1	$\langle(a: 2), (b: 1), (c: 2), (d: 2)\rangle$
S_2	$\langle(g: 1), (a: 2), (b: 4), (c: 2), (d: 1)\rangle$
S_3	$\langle(e: 2), (f: 4), (a: 1), (c: 2)\rangle$

discovery of LUSPs. In particular, sequence utility is defined as the sum of utilities across all transactional sequences, reflecting the true utility of a sequence in the database. Subsequently, we first propose a simple algorithm, $LUSPM_b$, to discover the complete set of LUSPs. Specifically, $LUSPM_b$ adopts an exhaustive approach to identify LUSPs and introduces a novel data structure called the sequence-utility (SU) chain to precisely capture the utility information of sequences. However, $LUSPM_b$ leads to high computational costs and low efficiency.

In order to address this problem, we propose two improved algorithms, $LUSPM_s$ and $LUSPM_e$, to more effectively mine LUSPs. $LUSPM_s$ is a shrinkage-based algorithm that derives shorter sequences by progressively removing items from longer sequences, whereas $LUSPM_e$ is an extension-based algorithm that constructs longer sequences by inserting items into shorter ones. To reduce redundant operations, both algorithms introduce the maximal non-mutually contained sequence set (MaxNonConSeqSet) to prune invalid sequences. In addition, we propose four pruning strategies called EUPS, SLUSPS, SBIPS, and EBISPS to improve efficiency. Specifically, EUPS is applied during preprocessing to eliminate invalid items in the MaxNonConSeqSet. SLUSPS and SBIPS are employed in $LUSPM_s$ to avoid unnecessary utility computations and prune invalid items, while EBISPS is used in $LUSPM_e$ to prune a substantial number of invalid sequences. Overall, the integration of these pruning strategies enables both algorithms to efficiently mine LUSPs. The key contributions of this paper are as follows:

- To address the task of discovering low-utility yet informative sequential patterns, we introduce the concept of LUSPs, redefine the sequence utility, and formalize the $LUSPM$ problem. To our knowledge, this is the first study focusing on $LUSPM$.
- We develop a basic algorithm called $LUSPM_b$ that utilizes a structure called sequence-utility chain to capture the utility information and is capable of mining the complete set of LUSPs.
- Building on $LUSPM_b$, we develop two improved algorithms, $LUSPM_s$ and $LUSPM_e$, which leverage MaxNonConSeqSet and four pruning strategies to significantly enhance the mining efficiency of LUSPs.
- We conduct extensive experiments on six datasets, and the results show that both $LUSPM_s$ and $LUSPM_e$ significantly outperform $LUSPM_b$ with great scalability, and $LUSPM_e$ achieves superior runtime and memory efficiency compared with $LUSPM_s$.

The paper is organized as follows: Section II reviews related work; Section III introduces basic concepts and problem definition; Section IV presents the proposed algorithms; Section V shows experimental results; Section VI provides conclusions and future research directions.

II. RELATED WORK

A. Frequent Sequential Pattern Mining

As a key part of exploratory data analysis, pattern mining extracts meaningful patterns, such as itemsets, sequences, and rules, from databases [22]. Among them, sequences specifically capture the temporal order between items. Sequential pattern mining (SPM) was first proposed to identify useful sequential patterns [7], which can be used in customer shopping, traffic, web access, stock trends, and DNA analysis [2], [23]. Since then, many algorithms have been proposed to discover frequent sequential patterns. The early well-known SPM algorithm was AprioriAll [7], which relied on the Apriori property of frequent sequences. However, it faced efficiency issues when handling large-scale data. To improve efficiency, FreeSpan [24] introduced the projected sequence database to constrain subsequence exploration and reduce candidate generation. However, generating projected databases incurred high costs. PrefixSpan [2] improved efficiency by recursively using frequent sequences as prefixes and projecting databases to narrow the search space. Additionally, SPM, which uses a bitmap representation (SPAM) [25], was proposed for support calculation, thereby reducing memory usage. Finally, based on SPAM, CM-SPAM [26] incorporated CMAP and co-occurrence pruning to further enhance performance.

Traditional SPM algorithms often generate numerous less meaningful sequences. To address this issue, more advanced algorithms have been developed. Among them, closed SPM algorithms [26]–[28] and maximal SPM [29], [30] reduce the number of mined frequent patterns through pattern compression. In addition, top-k sequential pattern mining (TSPM) [31], [32] and targeted sequential pattern mining (TaSPM) [33], [34] can reduce the number of sequences based on user requirements. Specifically, TSPM identifies the top-k frequent patterns that satisfy user-defined constraints, whereas TaSPM extracts sequences containing a user-specified target frequent sequence [33], [34]. However, frequency is not always a sufficient measure of pattern interestingness, since it disregards key aspects such as profitability, cost, and risk. This has led to the emergence of utility-based SPM [35].

B. High-Utility Sequential Pattern Mining

Traditional utility-based algorithms focus on high-utility sequential patterns (HUSPs), designed to identify sequences with utilities exceeding a given threshold. Unlike frequent-based SPM, high-utility SPM doesn't possess the Apriori property, which results in a huge search space and low efficiency. Initially, Shie *et al.* [16] proposed the UMSP and UM-span algorithms to meet the needs of mobile business applications. Then the formalization of high-utility sequential pattern mining (HUSPM) was presented [13], alongside their efficient USpan algorithm [13]. Utilizing pruning strategies, USpan reduced the search space and improved efficiency. Despite this, USpan cannot discover the complete set of HUSPs. To address this limitation, Lan *et al.* [17] proposed a sequence-utility upper-bound, which can discover complete HUSPs. Then, HuspExt [18] obtained a smaller upper bound by calculating the cumulated rest of match to narrow the search space. Wang *et*

al. [36] then proposed HUS-Span, which introduces two upper bounds—PEUs and RSUs—to further reduce unpromising candidates. However, the problem of large candidate sets still exists. Consequently, the projection-based ProUM method was proposed, which efficiently mines HUSPs based on a utility-list structure [14]. However, it remains insufficiently compact, and the pruning strategies employed are not sufficiently robust. Therefore, the HUSP-ULL algorithm [37] was proposed using the UL-list to discover HUSPs more efficiently. The previously mentioned algorithms are still restricted by memory usage limitations. Then, the HUSP-SP algorithm [19] proposed a new utility upper bound called TRSU and significantly reduced the number of candidate patterns.

In addition to these common high-utility sequential patterns, the TUS algorithm [38] focused on mining the top-k sequences based on user requirements. IncUSP-Miner+ [15] was proposed to discover HUSPs incrementally. In addition, the previously mentioned algorithms all calculated utility under an optimistic scenario, i.e., the utility of a sequence was defined as the sum of the maximum utilities among all its occurrences, which may overestimate the actual utility of the pattern. Truong *et al.* [20] proposed utility calculation under a pessimistic scenario, where the utility of a sequence was defined as the sum of the minimum utilities among all its occurrences. Besides, the high average-utility sequence mining (HAUSM) problem was also formulated [21]. While numerous studies have addressed high-utility or frequent sequential patterns, none have systematically investigated the LUSPM task.

C. Low-Utility Itemset Mining

While most utility mining research focuses on high-utility patterns, there is growing interest in low-utility patterns for anomaly detection. Low-utility itemset mining (LUIM) helps identify abnormal patterns, making it valuable in retail, healthcare, and fraud detection. However, upper-bound pruning strategies from high-utility pattern mining are unsuitable for low-utility pattern mining, as they may eliminate meaningful low-utility patterns. In 2019, Alhusaini *et al.* [39] first formulated the LUIM problem and proposed two algorithms: LUG-Miner and LUIMA. Specifically, LUG-Miner extracts high-utility generators and low-utility generators (LUGs), and LUIMA obtains LUIs using LUGs. However, the two algorithms could not discover complete results. Zhang *et al.* [40] proposed the LUIMiner algorithm, which incorporates two lower bounds and pruning strategies to drastically narrow the search space of LUIM and redesigned a search tree to reorganize the traversal logic of LUIM. Despite these advances, existing studies remain limited to low-utility itemset mining, with no research yet addressing the problem of low-utility sequential pattern mining. Notice that the LUIM task also faces challenges, such as combinatorial explosion with candidate patterns and high computational cost.

III. PRELIMINARIES

In this section, we present the fundamental definitions and concepts related to the low-utility sequential pattern mining (LUSPM) problem.

A. Concepts and Definitions

Let $I = \{i_1, i_2, \dots, i_m\}$ be a set of distinct items. A sequence $T = \langle i_1, i_2, \dots, i_n \rangle$ is an ordered list of items. A quantitative item (q -item) is denoted as $(i_k: q_k)$, where q_k represents its internal utility. A quantitative sequence (q -sequence) S is an ordered list of q -items: $\langle (i_1: q_1), (i_2: q_2), \dots, (i_n: q_n) \rangle$. A quantitative sequential database $\mathcal{D} = \{S_1, S_2, \dots, S_n\}$ contains multiple q -sequences, each with a unique identifier S_{id} . Each item also has an external utility, denoted as $ex(i_j)$. For example, consider the database $\mathcal{D} = \{S_1, S_2, \dots, S_6\}$, which contains seven items (i.e., $I = \{a, b, c, d, e, f, g\}$) as shown in Table II. Each item is associated with an external utility, as listed in Table III.

TABLE II
A QUANTITATIVE SEQUENCE DATABASE

S_{id}	q -Sequence
S_1	$\langle (a: 1), (b: 2), (c: 1), (a: 2), (b: 3), (d: 3), (a: 3) \rangle$
S_2	$\langle (g: 1), (a: 1), (b: 2), (c: 2), (d: 1) \rangle$
S_3	$\langle (e: 2), (f: 2), (a: 1), (b: 2), (e: 2) \rangle$
S_4	$\langle (f: 1), (e: 2), (a: 2), (b: 2), (a: 2), (b: 2) \rangle$
S_5	$\langle (d: 2), (a: 1), (c: 3), (d: 2) \rangle$
S_6	$\langle (c: 1), (a: 2), (d: 3), (a: 3) \rangle$

TABLE III
AN EXTERNAL UTILITY TABLE

item	a	b	c	d	e	f	g
external utility	1	3	1	2	1	3	3

Definition 1 (Matching [13]). A sequence T matches a q -sequence S (denoted $T \sim S$) if they share the same items in the same order. A single sequence T can correspond to multiple q -sequences S .

For example, let $T = \langle a, b, c, a \rangle$. Sequence T matches $S_1 = \langle (a: 1), (b: 2), (c: 1), (a: 2) \rangle$ and $S_2 = \langle (a: 2), (b: 3), (c: 2), (a: 2) \rangle$, but does not match $S_3 = \langle (a: 3), (b: 3) \rangle$ (which lacks item c) or $S_4 = \langle (a: 2), (b: 3), (c: 2), (a: 1), (d: 3) \rangle$ (which contains an extra item d).

Definition 2 (Q-sequence Containing [13]). A q -sequence Q contains S or Q is a subsequence of S (denoted $Q \subseteq S$) if all q -items in Q appear in S in order. Conversely, Q is a super-sequence of S ($S \subseteq Q$) if S is a subsequence of Q .

For example, let $S = \langle (a: 1), (b: 2), (c: 1), (a: 2) \rangle$ and $Q = \langle (a: 1), (c: 1) \rangle$. Since all q -items of Q appear in S in the same order, we have $Q \subseteq S$, and thus S is a super-sequence of Q .

Definition 3 (Length of Sequence [13]). For a q -sequence $S = \langle (i_1: q_1), (i_2: q_2), \dots, (i_n: q_n) \rangle$, its length $|S|$ is defined as the number of q -items it contains, which is n .

For example, let $S_1 = \langle (a: 1), (b: 2), (c: 1), (a: 2), (b: 3), (d: 3), (a: 3) \rangle$, where $|S_1| = 7$, and let $Q = \langle (a: 1), (b: 2), (a: 2), (b: 3) \rangle$ where $|Q| = 4$.

Definition 4 (Support of Sequence [7]). Given a sequence $T = \langle j_1, j_2, \dots, j_m \rangle$, the support of sequence T , denoted as $sup(T)$, is the number of times T appears in the sequence database.

For example, in Table II, the sequence $T = \langle a, b, c \rangle$ appears once in both S_1 and S_2 . Hence, $sup(T) = sup(\langle a, b, c \rangle) = 2$.

Definition 5 (Utility of Q-item). The utility of a q -item (i : p) at position $j-1$ in S is defined as:

$$u(i, j-1, S) = q(i, j-1, S) \times ex(i). \quad (1)$$

For example, referring to Table III, consider $S = \langle (a: 1), (b: 2), (c: 1) \rangle$. The utility of the q -item ($b: 2$) at the second position of S is calculated as $u(b, 1, S) = 2 \times 3 = 6$.

Definition 6 (Utility of Sequence [13]). Consider a q -sequence S in the q -database $\mathcal{D} = \{S_1, S_2, \dots, S_n\}$ and its subsequence Q . The utility of Q in S is defined as:

$$u(Q, S) = \sum_{0 \leq k \leq m-1} u(j_k, k-1, S). \quad (2)$$

When S and Q are identical, we denote $u(S) = u(S, S) = u(Q, S)$. If Q appears multiple times in S , each occurrence contributes to the utility calculation. The utility of a sequence T in \mathcal{D} , denoted as $u(T)$, is defined as:

$$u(T) = \sum_{S_i \in \mathcal{D}} \sum_{Q \subseteq S_i} u(Q, S_i), \quad (3)$$

where Q represents any q -subsequence occurrence of T in sequence S_i , and $u(Q, S_i)$ denotes the utility of Q in S_i .

Let us consider the q -database $\mathcal{D} = \{S_1, S_2, \dots, S_n\}$ shown in Table II, sequence $T = \langle a, b \rangle$ appears in S_1, S_3 and S_4 . Thus, the utility of T in \mathcal{D} is calculated below: $u(T) = \sum_{S_i \in \mathcal{D}} u(T, S_i) = u(T, S_1) + u(T, S_3) + u(T, S_4) = u(\langle (a: 1), (b: 2) \rangle, S_1) + u(\langle (a: 1), (b: 3) \rangle, S_1) + u(\langle (a: 2), (b: 3) \rangle, S_1) + u(\langle (a: 1), (b: 2) \rangle, S_2) + u(\langle (a: 1), (b: 2) \rangle, S_3) + u(\langle (a: 2), (b: 2) \rangle, S_4) + u(\langle (a: 2), (b: 2) \rangle, S_4) = 66$.

Definition 7 (Utility of Database [13]). The utility of the q -database $\mathcal{D} = \{S_1, S_2, \dots, S_n\}$ is defined as:

$$u(\mathcal{D}) = \sum_{1 \leq i \leq n} u(S_i). \quad (4)$$

Definition 8 (Low-utility Sequential Pattern). A sequence T is called a low-utility sequential pattern (LUSP) in a q -database $\mathcal{D} = \{S_1, S_2, \dots, S_n\}$ if it satisfies $u(T) \leq \minUtil$, where $\minUtil = \sigma \times u(\mathcal{D})$ and σ is the minimum utility threshold.

B. Problem Formulation

Given a q -sequence database \mathcal{D} , a minimum utility threshold value \minUtil (Definition 8) and a maximum length constraint \maxLen (Definition 3), the goal of LUSPM is to discover the complete set of LUSPs.

IV. ALGORITHM DESIGN

In this section, we present three algorithms: LUSPM_b, LUSPM_s, and LUSPM_e. We first describe the shared data structures and then introduce LUSPM_b. Finally, we detail the search tree, pruning strategies, and procedures specific to LUSPM_s and LUSPM_e.

A. Data Structure

This section describes the key data structures employed in the three algorithms: a bit matrix [25] for efficient sequence presence verification and a sequence chain for utility recording.

1) *Bit Matrix*: To efficiently verify sequence presence, we employ a bitmap data structure [25], which encodes each item as a binary vector indicating its presence (1) or absence (0) in the sequence. For example, for $S = \langle a, b, c, a, b, d, a \rangle$, the bit matrix of item a is (1, 0, 0, 1, 0, 0, 1). This representation enables rapid presence checks using simple bitwise operations, thereby reducing computational cost.

2) *Sequence-Utility Chain*: To enhance utility computation, we propose a sequence-utility (SU) chain structure for storing sequence utility information. It consists of a set of nodes, where each node represents the utility of a sequence in a specific occurrence within the database. For a sequence $S = \langle i_1, i_2, \dots, i_n \rangle$, its sequence-utility chain is defined as $M = \langle \langle a_{11}, a_{12}, \dots, a_{1n} \rangle, \langle a_{21}, a_{22}, \dots, a_{2n} \rangle, \dots, \langle a_{m1}, a_{m2}, \dots, a_{mn} \rangle \rangle$, where m is the number of occurrences of S in the database, and a_{pq} denotes the utility of the q -th item of S in its p -th occurrence. For example, Fig. 1 illustrates the sequence-utility chain corresponding to the sequences $\langle a, b, c \rangle$, $\langle a, b \rangle$, $\langle a \rangle$, and $\langle g, a \rangle$ from Table II. Since the sequence $Q = \langle a, b, c \rangle$ appears twice, once in q -sequence S_1 and once in S_2 , the corresponding sequence chain N for Q is $\langle \langle 1, 2, 1 \rangle, \langle 1, 2, 2 \rangle \rangle$. This compact design not only reduces memory consumption but also streamlines utility computation, thereby improving both efficiency and scalability. In the following, we use internal utility for simplicity, while the actual utility is obtained by multiplying internal utility by external utility.

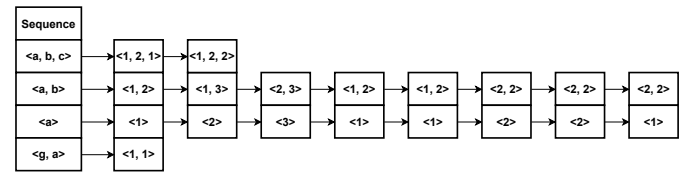


Fig. 1. Sequence-utility chain of sequences $\langle a, b, c \rangle$, $\langle a, b \rangle$, $\langle a \rangle$, and $\langle g, a \rangle$.

B. LUSPM_b

In order to mine low-utility sequential patterns (LUSPs) (i.e., sequences S that satisfy $0 < u(S) \leq \minUtil$), a naive idea is to first mine all high-utility sequential patterns (HUSPs) and then take the complement set with respect to all possible sequences. However, this approach is impractical for two reasons. First, the utility definitions of HUSPs and LUSPs are fundamentally different, meaning the complement of HUSPs does not necessarily produce the true set of LUSPs. Second, when \minUtil is small, the number of HUSPs can become extremely large, making complementation computationally prohibitive. To address the above issues, we propose LUSPM_b to discover LUSPs using exhaustive enumeration, and its procedure is presented in Algorithm 1. Specifically, LUSPM_b begins by enumerating all possible candidate sequences from the database (line 1). For each candidate sequence S , the *computeUtility* method is invoked to calculate its utility, after which the algorithm checks whether the utility exceeds \minUtil and whether the length of S is no greater than \maxLen to determine if S can be identified as a LUSP (lines 2–6). Although this method guarantees completeness, it relies on exhaustive search, which incurs extremely high computational

costs. Moreover, when applied to large-scale data, the number of candidate sequences grows exponentially, rendering this enumeration approach infeasible in practice. Therefore, it is essential to design more effective strategies to improve the efficiency of LUSPM.

Algorithm 1 LUSPM_b

Input: \mathcal{D} : a sequence database; $minUtil$: the utility threshold; $maxLen$: the length restriction.
Output: $LUSPs$: the complete set of LUSPs.

```

1: scan  $\mathcal{D}$  to generate  $allSequenceSet$ ;
2: for each  $S \in allSequenceSet$  do
3:   if  $computeUtility(S) \leq minUtil$  and  $|S| \leq maxLen$  then
4:     add  $S$  to  $LUSPs$ ;
5:   end if
6: end for
7: return  $LUSPs$ 

```

C. Pruning Strategies and Search Trees

In LUSPM_b, direct utility calculation on a substantial amount of generated candidates incurs significant computational overhead. To address this problem, we propose two improved algorithms, LUSPM_s and LUSPM_e, to greatly reduce computational overhead. In this section, we introduce the pruning strategies and search trees employed by the algorithms.

1) *Definitions and Pruning Strategies:* To efficiently mine low-utility sequential patterns, we introduce several pruning strategies used in LUSPM_s and LUSPM_e, together with the corresponding definitions and proofs of theorems.

Definition 9 (Sequence Shrinkage and Removed-index). Sequence shrinkage generates subsequences by removing items from a super-sequence. For a sequence S obtained by removing an item a at position j , further shrinkage is applied only to items appearing after position j . The value $j - 1$ is referred to as the removed-index of S .

For example, consider the sequence $\langle a, b, c, d, e \rangle$. Removing items yields sequences like $\langle a, c, d, e \rangle$. Further removal item after position 2 gives $\langle a, d, e \rangle$, $\langle a, c, e \rangle$ and $\langle a, c, d \rangle$. The sequence $\langle a \rangle$ is derived by removing all other items.

Definition 10 (Sequence Extension [25]). Sequence extension generates super-sequences by inserting items after the last element of a subsequence. For a sequence S ending with item a and contained in a super-sequence F , any item appearing after a in F can be appended to generate a longer sequence. Starting from the empty set and extending iteratively produces all subsequences of F .

For example, starting from $\langle a, b, c, d, e \rangle$, we begin with \emptyset , insert a and c to generate $\langle a, c \rangle$, and then extend it with d to generate $\langle a, c, d \rangle$.

Theorem 1. For a sequence F and an item a at position j in F , $u(a, j - 1, F) \leq u(F)$.

Proof. Let $F = \langle i_1, i_2, \dots, i_n \rangle$ with sequence-utility chain $M = \langle \langle a_{11}, a_{12}, \dots, a_{1n} \rangle, \langle a_{21}, a_{22}, \dots, a_{2n} \rangle, \dots, \langle a_{k1}, a_{k2}, \dots, a_{kn} \rangle \rangle$. Then $u(a, j - 1, F) = \sum_{p=1}^k a_{pj}$, while $u(F) = \sum_{1 \leq q \leq n} u(i_q, q - 1, F)$. Hence, $u(a, j - 1, F) \leq u(F)$. \square

In Table II, the sequence $S = \langle a, b, c \rangle$ has sequence-utility chain $\langle \langle 1, 2, 1 \rangle, \langle 1, 2, 2 \rangle \rangle$. Then $u(b, 1, S) = 2 + 2 = 4$, and $u(S) = u(a, 0, S) + u(b, 1, S) + u(c, 2, S) = 9 > 4$.

Strategy 1. Early Utility Pruning Strategy (EUPS): For a sequence F with item a at position j , if $u(a, j - 1, F) > minUtil$, then by Theorem 1, any low-utility sequence derived from F cannot contain a . Thus, a can be pruned. Removing a yields a new sequence Q to replace F .

Proof. Let F be a sequence and a be an item at position j in F . If $u(a, j - 1, F) > minUtil$, then for any sequence Q derived from F that contains this occurrence of a , whether by shrinking or extending F , we have $u(Q) \geq u(a, j - 1, F) > minUtil$. Consequently, Q cannot be a LUSP, since its utility exceeds the threshold. Thus, it is valid to preemptively prune a from F , resulting in a new sequence Q' that replaces F . \square

For example, with $minUtil = 3$, the sequence $F = \langle a, b, c \rangle$ has the sequence-utility chain $\langle \langle 1, 2, 1 \rangle, \langle 1, 2, 2 \rangle \rangle$ in Table II. Since $u(b, 1, F) = 2 + 2 = 4 > minUtil$, the item b is pruned to obtain $Q = \langle a, c \rangle$, which then replaces F .

Definition 11 (Lower Bound within Super-sequence). Let $F = \langle i_1, i_2, \dots, i_n \rangle$ be a sequence, $S \subseteq F$ be a subsequence generated by removing some items from F , and let N denote the sequence-utility chain of F . By removing the utilities of the removed items in N , we obtain the sequence-utility chain $M = \langle \langle a_{11}, a_{12}, \dots, a_{1m} \rangle, \langle a_{21}, a_{22}, \dots, a_{2m} \rangle, \dots, \langle a_{k1}, a_{k2}, \dots, a_{km} \rangle \rangle$ of S within F . Based on M , we define the lower bound of S within its super-sequence F as

$$LBS(S, F) = \sum_{(1 \leq i \leq sup(F)) \wedge (1 \leq j \leq m)} a_{ij}, \quad (5)$$

where $sup(F)$ is the number of occurrences of F in the database, m is the length of S , and $a_{ij} \in M$.

For example, for $F = \langle a, b, c \rangle$ with sequence-utility chain $N = \langle \langle 1, 2, 1 \rangle, \langle 1, 2, 2 \rangle \rangle$, by removing items a and c , we can generate $S = \langle b \rangle$ with sequence-utility chain $M = \langle \langle 2 \rangle, \langle 2 \rangle \rangle$. Then, $LBS(S, F) = 2 + 2 = 4$.

Theorem 2. For any sequence F and its subsequence S , $sup(F) \leq sup(S)$.

Proof. Since $S \subseteq F$, every occurrence of F contains S . Hence, $sup(F) \leq sup(S)$. \square

For example, in Table II, the sequence $S = \langle a, b, c \rangle$ has $sup(S) = 2$ and $Q = \langle a, b \rangle$ has $sup(Q) = 8$. It always holds that $sup(Q) \geq sup(S) = 2$.

Theorem 3. For any sequence F and its subsequence S , it holds that $LBS(S, F) \leq u(S)$.

Proof. By Theorem 2, we have $sup(F) \leq sup(S)$. If $sup(F) = sup(S)$, then S and F co-occur in all cases, so $LBS(S, F) = u(S)$. If $sup(F) < sup(S)$, there exist b occurrences where S appears without F , implying $u(S) = SBS(S, F) + \sum_{p=1}^b \sum_{q=1}^m a_{pq}$, where m is the number of items in S . Hence, $LBS(S, F) \leq u(S)$. \square

For example, in Table II, the sequence $S = \langle a, b, c \rangle$ appears in S_1 and S_2 . Its subsequence $Q = \langle a, b \rangle$ appears eight times: three times in S_1 , once in S_2 , once in S_3 , and three times in S_4 . The sequence-utility chain of Q within S is $\langle \langle 1, 2 \rangle, \langle 1, 2 \rangle \rangle$. Thus, $LBS(Q, S) = 1 + 2 + 1 + 2 = 6$, while $u(Q) = 30 > LBS(Q, S)$.

Strategy 2 (Shrinkage-Based Low-Utility Sequence Pruning Strategy (SLUSPS)). When shrinking sequences, if $u(F) > \text{minUtil}$ and S is generated from F through shrinkage, we first compute $LBS(S, F)$. If $LBS(S, F) > \text{minUtil}$, this implies that S is not a LUSP and should be pruned. Otherwise, we check $u(S)$ to determine whether S is LUSP, then further shrink S to generate new subsequences. The same pruning procedure is recursively applied to each of them.

Proof. Suppose S is a subsequence generated by shrinking a super-sequence F . If $LBS(S, F) > \text{minUtil}$, then by Theorem 3, we have: $u(S) \geq LBS(S, F) > \text{minUtil}$. Hence, S cannot be a LUSP, since its utility exceeds the threshold. Therefore, pruning S at this stage is valid. If $LBS(S, F) \leq \text{minUtil}$, then LBS alone cannot determine whether S is a LUSP. In this case, we compute $u(S)$. If $u(S) > \text{minUtil}$, S is not a LUSP and can be pruned. Otherwise, S is retained as a candidate LUSP, and the shrinking process continues recursively to generate further subsequences, to which the same pruning logic is applied. \square

For example, let $\text{minUtil} = 6$. In Table II, consider $F = \langle a, b, c \rangle$ with $u(F) = 9 > 6$, so F is not LUSP. We generate its subsequences $P = \langle a, b \rangle$, $Q = \langle b, c \rangle$, and $O = \langle a, c \rangle$. For P , $LBS(P, F) = 6$ does not determine whether it is LUSP, so we compute $u(P) = 66 > \text{minUtil}$, indicating that P cannot be a LUSP, and thus it is pruned. For Q , $LBS(Q, F) = 7 > \text{minUtil}$, indicating that P cannot be a LUSP according to Theorem 3, so we prune Q without computing $u(Q)$. Shrinking Q generates $B = \langle b \rangle$ and $C = \langle c \rangle$, with $u(B) = 39 > \text{minUtil}$ and $u(C) = 7 > \text{minUtil}$. We conclude that neither B nor C is a LUSP, so we pruned them. We process O in the same manner.

Definition 12 (Determined Subsequence and Extension of Determined Subsequence). Let $F = \langle i_1, i_2, \dots, i_n \rangle$ and suppose that S is generated by removing item i_p from F . Then the prefix $P = \langle i_1, i_2, \dots, i_{p-1} \rangle$ is called the determined subsequence of S . Furthermore, any sequence generated by inserting an item from S into P after position $p - 1$ is called an extension sequence of P , which is also a subsequence of F .

For example, given $F = \langle a, b, c, a, b, d \rangle$, removing c yields the sequence $S = \langle a, b, a, b, d \rangle$. The determined subsequence of S is $P = \langle a, b \rangle$. From S , extension sequences of P such as $\langle a, b, a \rangle$, $\langle a, b, b \rangle$, and $\langle a, b, d \rangle$ can be derived, all of which are subsequences of F .

Definition 13 (Lower Bound for Prune). Let $F = \langle i_1, i_2, \dots, i_n \rangle$ be a sequence, and let S be a subsequence generated by removing item i_p from F , with determined subsequence P . For any extension sequence Q of P generated by inserting i_q ($q \geq p$) in F , the lower bound for prune of S at position $q - 1$ in F is defined as $LBP(S, F, q - 1) = LBS(Q, F)$.

For example, using the example from Definition 12, suppose that the sequence-utility chain of the sequence F is $\langle 1, 2, 1, 2, 3, 3 \rangle$. Extending sequence P by item a at position 4 in F yields $LBP(S, F, 3) = 1 + 2 + 2 = 5$.

Theorem 4. For any sequence F and its subsequence S , we have $LBS(S, F) < u(F)$.

Proof. Since the sequence-utility chain of S with F is contained within that of F , the sum of its elements must be strictly less than the total utility of F . Therefore, $LBS(S, F) < u(F)$. \square

For example, in Table II, let $F = \langle a, b, c \rangle$ with sequence-utility chain $\langle \langle 1, 2, 1 \rangle, \langle 1, 2, 2 \rangle \rangle$, where $u(F) = 9$. For the subsequence $S = \langle a, b \rangle$, its chain with F is $\langle \langle 1, 2 \rangle, \langle 1, 2 \rangle \rangle$, giving $LBS(S, F) = 6 < 9$.

Theorem 5. Let F be a sequence and S and Q be subsequences of F such that Q is an extension of S . Then we have $LBS(S, F) < LBS(Q, F) < u(F)$.

Proof. Since $S \subset Q \subset F$, the sequence-utility chain of S within F is contained in that of Q , which is in turn contained in that of F . Therefore, summing the corresponding elements of these chains yields the inequality. \square

For example, in Table II, let $F = \langle a, b, c \rangle$ with sequence-utility chain $N = \langle \langle 1, 2, 1 \rangle, \langle 1, 2, 2 \rangle \rangle$, $S = \langle a \rangle$, and $Q = \langle a, c \rangle$. We obtain $LBS(S, F) = 2$, $LBS(Q, F) = 5$, $u(F) = 9$, which satisfies $LBS(S, F) < LBS(Q, F) < u(F)$.

Strategy 3 (Shrinkage-Based Invalid Item Pruning (SBIPS)). For a sequence S derived from F with a determined subsequence P , if for an extension $Q = P \oplus j_k$ we have $LBP(S, k - 1) = LBS(Q, F) > \text{minUtil}$, then all sequences generated by further shrinking S that contain item j_k can be pruned.

Proof. Let S be a sequence generated by shrinking a super-sequence F , with an item j_k such that $LBP(S, k - 1) > \text{minUtil}$. By Definition 13, we have $LBS(Q, F) = LBP(S, k - 1)$ for the extension $Q = P \oplus j_k$. Since $u(Q) \geq LBS(Q, F) > \text{minUtil}$ by Theorem 3, Q cannot be a LUSP. Furthermore, for any sequence Q' generated by further shrinking S that still contains item j_k , its utility satisfies $u(Q') \geq u(Q)$, because Q' is a subsequence of Q generated by removing other items while retaining j_k . Therefore, $u(Q') > \text{minUtil}$ also holds. This means that Q' cannot be a LUSP, and pruning item j_k is valid. \square

For example, in Definition 12, let $\text{minUtil} = 3$. If $LBP(S, 2) = 5 > 3$ for the extension $Q = \langle a, b, a \rangle$, then by Theorem 3, we have $u(Q) \geq LBS(Q, F) = 5 > \text{minUtil}$, indicating that Q cannot be a LUSP. Moreover, any further subsequence of Q that still contains item a must also have utility exceeding minUtil , so a can be safely pruned from S .

Strategy 4 (Expansion-Based Invalid Sequence Pruning Strategy (EBISPS)). For a sequence F , if there exists a subsequence S such that $LBS(S, F) > \text{minUtil}$, then S , F , and any sequence Q generated by extending F can be pruned. By Theorem 3, we have $u(S) \geq LBS(S, F) > \text{minUtil}$, indicating that S cannot be a LUSP. Furthermore, Theorem 4 implies $u(F) > \text{minUtil}$, and Theorem 5 guarantees that for any extension Q of F , $u(Q)$

of S_6 is a subtree of the tree of S_1 . Inspired by the maximal non-mutually contained itemset in the LUIIM algorithm [40], we propose the concept of maximal non-mutually contained sequence to improve mining efficiency.

Definition 14. For a sequence database \mathcal{D} , a subset $M \subseteq \mathcal{D}$ is called the *Maximal Non-Mutually Contained Sequence Set* (abbreviated as *MaxNonConSeqSet*) of \mathcal{D} , if every sequence in \mathcal{D} is a subsequence of some sequence in M , and no sequence in M is a subsequence of another sequence in M . Each sequence in M is referred to as a *Maximal Non-Mutually Contained Sequence* (abbreviated as *MaxNonConSeq*) of \mathcal{D} .

In Table II, S_1, S_2, S_3, S_4 , and S_5 do not mutually contain each other, whereas S_6 is a subsequence of S_1 . Consequently S_1, S_2, S_3, S_4 , and S_5 are *MaxNonConSeq* and the *MaxNonConSeqSet* is $M = \{S_1, S_2, S_3, S_4, S_5\}$. Based on Strategy 1 and the concept of *MaxNonConSeqSet*, we propose Algorithm 2 as a preprocessing step in both LUSPM_s and LUSPM_e. This algorithm first prunes items in the sequences of the database using Strategy 1, and then applies a deduplication step to obtain the final *MaxNonConSeqSet*. The algorithm requires two inputs: the sequence database \mathcal{D} and the minimum utility threshold $minUtil$. For each sequence S in \mathcal{D} , its sequence-utility chain *utilChain* is obtained. For each item in S , the corresponding utility sum is calculated from *utilChain*. If this sum exceeds $minUtil$, the item is considered invalid according to Strategy 1 and is therefore removed. The remaining sequence S is stored in *maxNonConSeqSet* (lines 1–11). Finally, all sequences in *maxNonConSeqSet* are checked, and any sequence that is a subsequence of another is removed to ensure that every sequence is a *MaxNonConSeq* (lines 12–16).

Algorithm 2 preprocess

Input: \mathcal{D} : a sequence database; $minUtil$: utility threshold
Output: *maxNonConSeqSet*: set of *MaxNonConSeq*

```

1: for each sequence  $S \in \mathcal{D}$  do
2:   utilChain = getUtilityChain( $S$ );
3:   for  $i = 0$  to  $|S| - 1$  do
4:     itemUtil =  $\sum_{u \in \text{utilChain}} u[i]$ ;
5:     if itemUtil >  $minUtil$  then
6:       remove  $i$ th item from  $S$ ;
7:       remove  $i$ th element from each  $u \in \text{utilChain}$ ;
8:        $i = i - 1$ ;
9:     end if
10:  end for
11:  Add  $S$  to maxNonConSeqSet;
12: end for
13: for  $S, Q \in \text{maxNonConSeqSet}$  do
14:   if  $S \neq Q \wedge Q \preceq S$  then //  $Q$  is the subsequence of  $S$ 
15:     maxNonConSeqSet = maxNonConSeqSet  $\setminus \{S\}$ ;
16:   end if
17: end for
18: return maxNonConSeqSet

```

2) *The LUSPM_s Algorithm:* To discover all LUSPs more efficiently, we propose the LUSPM_s algorithm. It leverages Strategies 2 and 3 to generate shorter sequences from longer ones. The pseudocode is provided in Algorithm 3. LUSPM_s employs several functions: *getUtilityChain*, which obtains the utility chain of a sequence; *computeUtility*, which calculates the utility of a sequence; *shrinkage* (Algorithm 4), which

generates shorter sequences from longer ones and finds LUSPs; *shrinkage_{depth}* (Algorithm 5), which reduces unnecessary utility computations based on Strategy 2 during shrinkage; and *pruneItem* (Algorithm 6), which removes invalid items from sequences using Strategy 3.

Algorithm 3 describes the complete process of mining LUSPs through shrinkage. It takes a sequence database \mathcal{D} , $minUtil$, and $maxLen$ as inputs, and outputs all LUSPs. First, the algorithm obtains the *maxNonConSeqSet* of \mathcal{D} (line 1). For each sequence S in this set, it retrieves S 's sequence-utility chain and calculates its utility. If the utility of sequence S is not greater than $minUtil$, the *shrinkage* function is called to generate subsequences of S by removing items, thereby obtaining additional LUSPs. Moreover, if the length of S is not greater than $maxLen$, S is also stored as a LUSP (lines 2–9). Otherwise, if the utility of S exceeds $minUtil$, *shrinkage_{depth}* is invoked according to Strategy 2, which generates subsequences of S by removing items and leverages the partial utility of S to reduce unnecessary utility computations, thereby obtaining more LUSPs (line 10).

Algorithm 3 LUSPM_s

Input: \mathcal{D} : a sequence database; $minUtil$: utility threshold; $maxLen$: length restriction.
Output: *LUSPs*: the complete set of LUSP.

```

1: initialize LUSPs =  $\emptyset$ , maxNonConSeqSet = preprocess( $\mathcal{D}$ )
2: for each sequence  $S \in \text{maxNonConSeqSet}$  do
3:   utilChain = getUtilityChain( $S$ )
4:   if computeUtility(utilChain) ≤  $minUtil$  then
5:     call shrinkage( $S, 0, \text{LUSPs}$ ) // Algorithm 4
6:     if  $|S| \leq maxLen$  then
7:       add  $S$  to LUSPs
8:     end if
9:   end if
10:  call shrinkagedepth( $S, \text{utilChain}, 0, \text{LUSPs}$ ) // Algorithm 5
11: end for
12: return LUSPs

```

Algorithm 4 describes the process of generating subsequences and mining LUSPs by removing items from longer sequences. It takes three inputs: sequence S , its removed index p , and LUSPs. First, if p does not point to the last item in S , it recursively calls *shrinkage* to obtain additional candidate subsequences (lines 1–3). It then removes the p -th item from S to generate a new sequence Q and its sequence-utility chain. After calculating the utility of Q , it determines whether Q is a LUSP. If the utility of Q isn't greater than $minUtil$, *shrinkage* is called to generate subsequences of Q . If the length of Q also satisfies the length constraint, Q is stored as a LUSP (lines 5–13). Otherwise, if the utility of Q is greater than $minUtil$, *shrinkage_{depth}* is invoked according to Strategy 2 (lines 15–17).

Algorithm 5 describes the process of generating subsequences and mining LUSPs using Strategy 2. The algorithm takes four inputs: a sequence S , its sequence-utility chain *utilChain*, a removed index p and LUSPs. First, if p is within bounds, it calls the *pruneItem* method to remove invalid items (lines 1–3). Next, if p does not point to the last item in S , it recursively calls *shrinkage_{depth}* to generate subsequences (lines 4–6). Then, it removes the p -th item from both S and *utilChain*, producing a new sequence Q and a new sequence-utility chain *newChain* (lines 7–10). If Q satisfies the length

Algorithm 4 shrinkage

Input: S : sequence; p : removed-index of S ; $LUSPs$: the complete set of LUSP.

```

1: if  $p + 1 < |S|$  then
2:   call  $shrinkage(S, p + 1, LUSPs)$ ;
3: end if
4: if  $p < |S|$  then
5:    $Q = S$ ; remove the  $p$ th item in  $Q$ ;
6:    $utilChain = getUtilityChain(Q)$ ;
7:   if  $computeUtility(utilChain, |Q|) \leq minUtil$  then
8:     if  $p < |Q|$  then
9:       call  $shrinkage(Q, p, LUSPs)$ ;
10:    end if
11:    if  $|Q| \leq maxLen$  then
12:      add  $Q$  to  $LUSPs$ ;
13:    end if
14:  else
15:    if  $p < |Q|$  then // Algorithm 5
16:      call  $shrinkage_{depth}(Q, utilChain, p, LUSPs)$ ;
17:    end if
18:  end if
19: end if

```

constraint, the utility of $newChain$ is evaluated. When this utility is not greater than $minUtil$, the true utility of Q is computed to determine whether Q is a LUSP. If the true utility also does not exceed $minUtil$, Q is stored as a LUSP, and $shrinkage$ is called to discover its subsequences; otherwise, $shrinkage_{depth}$ is invoked under Strategy 2 (lines 11–21). If the utility of $newChain$ exceeds $minUtil$, $shrinkage_{depth}$ is again applied to process subsequences of Q (lines 23–25). Finally, if Q fails to meet the length constraint, $shrinkage_{depth}$ is still executed to generate its subsequences (lines 28–30).

Algorithm 6 describes the process of pruning invalid items using pruning Strategy 3. The algorithm takes three inputs: a sequence S , its sequence-utility chain $utilChain$ (or that of its super-sequence), and a removed index p . First, it initializes $removedId$ and $utility$ (line 1). Next, for each index i from p to the last position in S , the algorithm determines the initial value of $utility$: when p is 0, $utility$ is set to 0 (lines 3–5); otherwise, $utility$ is computed as the sum of the first p entries in $utilChain$ (lines 6–8). Here, the value of $utility$ equals the sum of the utilities of the first p items in the sequence. Then, the i -th utility from $utilChain$ is added to $utility$ (line 9). At this step, the value of $utility$ equals the sum of the utilities of the first p items and the i -th item in the sequence. Finally, if $utility$ exceeds $minUtil$, the corresponding item is pruned as invalid according to Strategy 3 (lines 10–16).

3) *The LUSPM_e Algorithm*: Unlike the LUSPM_s algorithm, which generates shorter sequences by removing items from longer sequences using Strategies 2 and 3, LUSPM_e generates longer sequences by inserting items into shorter ones and employs Strategy 4 to effectively prune a large number of invalid sequences. Algorithm 7 presents the complete process of mining LUSPs through extension. It takes a sequence database \mathcal{D} , $minUtil$, and $maxLen$ as inputs, and outputs all LUSPs. Specifically, it first scans \mathcal{D} to obtain the MaxNonConSeqSet. For each sequence S in this set, the algorithm retrieves its sequence-utility chain and executes an extension function (i.e., Algorithm 8), starting from an empty set to generate longer

Algorithm 5 shrinkage_{depth}

Input: S : sequence; $utilChain$: sequence-utility chain of S ; p : removed-index of S ; $LUSPs$: the complete set of LUSP.

```

1: if  $p < |S|$  then
2:   call  $pruneItem(S, utilChain, p)$ ; // Algorithm 6
3: end if
4: if  $p + 1 < |S|$  then
5:   call  $shrinkage_{depth}(S, utilChain, p + 1, LUSPs)$ ;
6: end if
7: if  $p < |S|$  then
8:    $Q = S$ ; remove the  $p$ th item of  $Q$ ;
9:    $newChain = utilityChain$ ;
10:  remove the  $p$ th item of  $utilities \in newChain$ ;
11:  if  $|Q| \leq maxLen$  then
12:    if  $computerUtility(newChain, |Q|) \leq minUtil$  then
13:       $chain = getUtilityChain(Q)$ ;
14:      if  $computerUtility(chain, |Q|) \leq minUtil$  then
15:        add  $Q$  to  $LUSPs$ ;
16:        call  $shrinkage(Q, p, LUSPs)$ ;
17:      else
18:        if  $p < |S|$  then
19:          call  $shrinkage_{depth}(Q, chain, p, LUSPs)$ ;
20:        end if
21:      end if
22:    else
23:      if  $p < |S|$  then
24:        call  $shrinkage_{depth}(Q, chain, p, LUSPs)$ ;
25:      end if
26:    end if
27:  else
28:    if  $p < |S|$  then
29:      call  $shrinkage_{depth}(Q, chain, p, LUSPs)$ ;
30:    end if
31:  end if
32: end if

```

Algorithm 6 pruneItem

Input: S : sequence; $utilChain$: a sequence-utility chain of S (or of a super-sequence of S); p : removed-index of S .

```

1: initialize  $removedId = \emptyset$ ,  $utility = 0$ ;
2: for  $i = p$  to  $|S| - 1$  do
3:   if  $p == 0$  then
4:      $utility = 0$ ;
5:   end if
6:   if  $p > 0$  then
7:      $utility = computeUtility(utilChain, p)$ ;
8:   end if
9:    $utility = utility + sum(u[i] \text{ for } u \text{ in } utilChain)$ ;
10:  if  $utility > minUtil$  then
11:    add  $i$  to  $removedId$ ;
12:  end if
13: end for
14: for each  $j \in removedId$  do
15:   remove  $j$ -th item  $\in S$ ;
16:   remove  $j$ -th element of each  $utility \in utilChain$ ;
17: end for

```

sequences, thereby obtaining the complete set of LUSPs.

Algorithm 8 is the process of generating longer sequences from shorter ones and mining LUSPs by using Strategy 4 to prune invalid sequences. It takes three inputs: a sequence S , its corresponding $utilChain$, and a subsequence Q . First, the algorithm initializes p . If p does not point to the last item of S , it removes the p -th item from S and its utility from $utilChain$, and recursively calls the extension function to

Algorithm 7 LUSPM_e

Input: \mathcal{D} : a sequence database; $minUtil$: utility threshold; $maxLen$: length restriction.
Output: LUSPs: the complete set of LUSP.
1: initialize $LUSPs = \emptyset$, $maxNonConSeqSet = preprocess(\mathcal{D})$;
2: **for** each sequence $S \in maxNonConSeqSet$ **do**
3: $utilChain = getUtilityChain(S)$;
4: call $extension(S, utilChain, \emptyset)$; // Algorithm 8
5: **end for**
6: **return** LUSPs

Algorithm 8 extension

Input: S : sequence; $utilChain$: sequence-utility chain of S ; Q : subsequence of S .
1: $p = |Q|$; $S' = S$;
2: **if** $p + 1 < |S|$ **then**
3: remove the p th item of S' ;
4: $newChain = utilChain$;
5: remove the p th element of utilities $\in newChain$;
6: call $extension(S', newChain, Q)$;
7: insert the p th item to Q ;
8: **if** $computerUtility(utilChain, |Q|) \leq minUtil$ **then**
9: call $extension(S, utilChain, Q)$;
10: $newChain' = getUtilityChain(Q)$;
11: **if** $|Q| \leq maxLen$ **then**
12: **if** $computerUtility(newChain', |Q|) \leq minUtil$ **then**
13: add Q to LUSPs;
14: **end if**
15: **end if**
16: **end if**
17: **end if**

generate subsequences from S (lines 1–4). Next, the algorithm inserts the p -th item of S into Q . If Q 's utility in $utilChain$ is not greater than $minUtil$, it recursively calls the extension function to generate new sequences. If Q satisfies the length constraint, the algorithm computes its true utility to determine whether Q is a LUSP. If the true utility of Q does not exceed $minUtil$, it stores Q as a LUSP (lines 6–13). Otherwise, if the true utility of Q exceeds $minUtil$, Strategy 4 indicates that all sequences extended from Q are invalid, so there is no need to call the $extension$ method to generate further sequences.

V. EXPERIMENTAL RESULTS AND ANALYSIS

In this section, we present the experimental evaluation of the proposed LUSPM_b, LUSPM_s, and LUSPM_e across various datasets. We first describe the datasets, and then compare LUSPM_s and LUSPM_e with LUSPM_b in terms of runtime, memory usage, utility computations, and scalability under different settings, such as varying $minUtil$ thresholds and sequence length constraints. To ensure fairness, we compare the performance of the algorithms under the condition that all of them produce consistent mining results. All experiments were conducted on a Windows 10 PC with an Intel i7-10700F CPU and 16GB of RAM. The source code and datasets are available at <https://github.com/Zhidong-Lin/LUSPM>.

A. Datasets Description

We evaluate the proposed algorithms on several publicly available datasets, including four real-world datasets (SIGN,

Leviathan, Kosarak10k, and Bible) and two synthetic datasets (Synthetic3k and Synthetic8k). These datasets span diverse scenarios, thereby enabling a comprehensive evaluation of our methods. All datasets are obtained from the SPMF repository¹. Table IV summarizes their characteristics, including the number of sequences and items, the maximum and average sequence lengths, and the total utility. For clarity, the datasets are listed in ascending order based on the number of sequences.

TABLE IV
THE CHARACTERISTICS OF THE DATASETS

Dataset	Sequences	Items	MaxLen	AvgLen	TotalUtility
SIGN	730	267	94	51.997	634,332
Synthetic3k	3,196	75	36	36.000	2,156,659
Leviathan	5,834	9,025	72	33.810	1,199,198
Synthetic8k	8,124	119	22	22.0	3,413,720
Kosarak10k	10,000	10,094	608	8.140	1,396,290
Bible	36,369	13,905	77	21.641	12,817,639

B. Efficiency Analysis

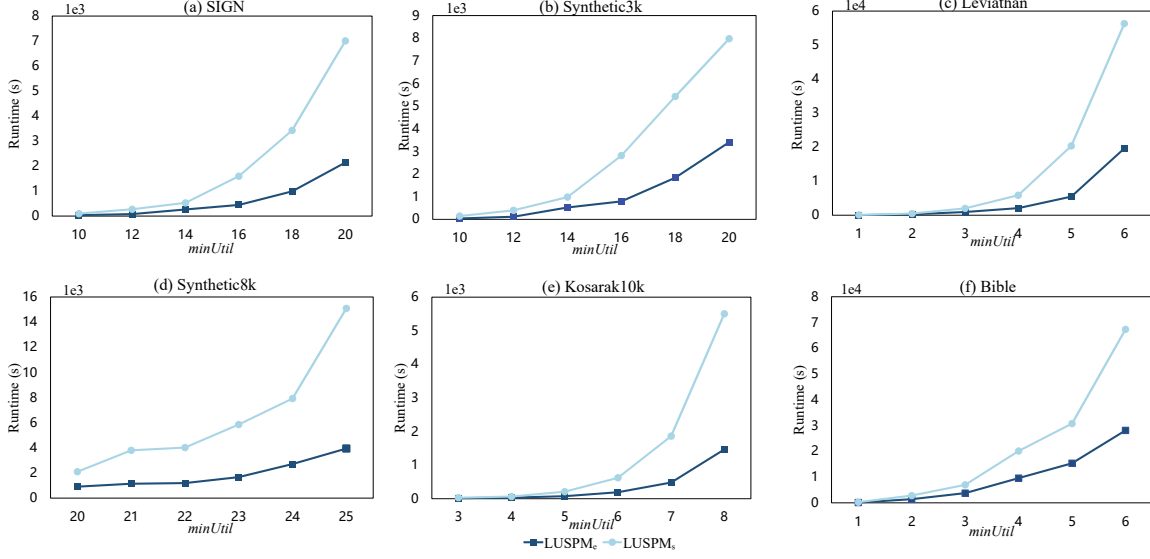
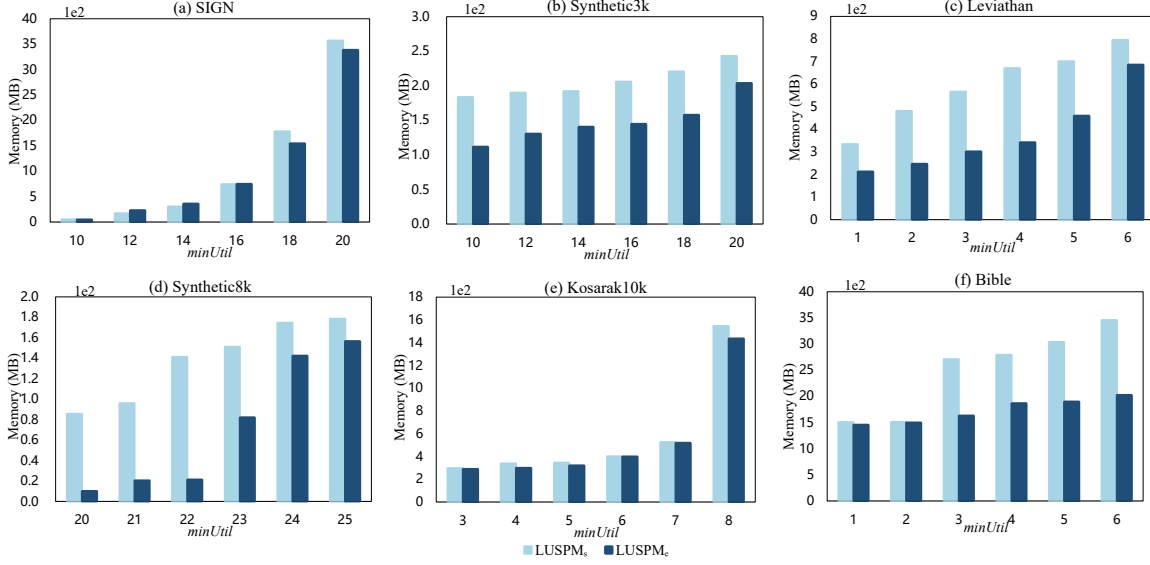
We first compare the efficiency of LUSPM_b, LUSPM_s, and LUSPM_e under varying $minUtil$ values without a maximum length constraint.

1) *Performance Analysis of LUSPM_b*: In our experiment, LUSPM_b failed to complete on the full datasets within two days. The most likely reason is that it relies on exhaustive enumeration to generate sequences and compute their utilities without employing any pruning strategies, resulting in excessive runtime. To further analyze its performance, we designed an additional experiment. Specifically, we tested LUSPM_b on a single sequence from SIGN ($|S_1| = 44$) and progressively increased its length from 20 to 34 items, in increments of 2. In other words, the algorithm was executed on sequences of 20, 22, 24, 26, 28, 30, 32, and 34 items. The corresponding runtimes were 3.754s, 14.949s, 62.726s, 262.677s, 1,068.073s, 4,362.813s, 16,819.089s, and 74,092.667s, respectively. As can be observed, the runtime grew exponentially with sequence length, nearly quadrupling with every two additional items. Ultimately, processing a 34-item sequence required nearly 20 hours. These results demonstrate that exhaustive enumeration is computationally impractical and highlight the necessity of pruning strategies to achieve acceptable performance.

2) *Performance Analysis of LUSPM_s & LUSPM_e*: We then evaluate the runtime, memory usage, and number of utility computations of LUSPM_s and LUSPM_e on six datasets under various $minUtil$ values without length constraints. Since the proposed algorithms are designed to discover LUSPs, the $minUtil$ parameter should be set to a sufficiently small value, representing only a very small proportion of the total database utility. Following low-utility itemset mining [40], where $minUtil$ is typically set between 10^{-7} and 10^{-6} of the database utility, we vary $minUtil$ from 10^{-8} to 10^{-5} of the total database utility to keep the runtime within a reasonable range.

Runtime Evaluation: Fig. 4 shows the runtime of LUSPM_s and LUSPM_e on six datasets. Both algorithms can complete within a reasonable time, demonstrating significantly better runtime performance than LUSPM_b. Moreover, LUSPM_e consistently outperforms LUSPM_s across all datasets. For

¹<https://www.philippe-fournier-viger.com/spmf>

Fig. 4. Time consumption analysis of LUSPM_s and LUSPM_eFig. 5. Memory consumption analysis of LUSPM_s and LUSPM_e

example, in the Synthetic3k dataset, when $minUtil = 20$, the runtime of LUSPM_s is approximately 7975s, whereas LUSPM_e requires only 3406s, representing a reduction of about 57.3%. In the Leviathan dataset, when $minUtil = 6$, the runtime of LUSPM_s is approximately 56319s, while LUSPM_e requires 19650s, representing a reduction of about 65.1%. This is probably because the pruning strategies in LUSPM_e are more effective than those in LUSPM_s.

Memory Evaluation: We then compared the memory usage of the two algorithms. Fig. 5 illustrates their performance across all the datasets. LUSPM_e generally consumes slightly less memory than LUSPM_s in most datasets. For example, in the Bible dataset, when $minUtil = 6$, LUSPM_s consumes approximately 3456 MB, whereas LUSPM_e uses 2027 MB, representing a reduction of about 41.3%. In the Leviathan

dataset, when $minUtil = 6$, LUSPM_s consumes around 795 MB, while LUSPM_e requires 686 MB, representing a reduction of about 13.7%. In the SIGN dataset, when $minUtil = 20$, LUSPM_s consumes approximately 3568 MB, whereas LUSPM_e uses 3386 MB, representing a reduction of about 5.1%. This is probably because although both algorithms rely on the same data structures, e.g., bit matrix, the sequence-utility chain and MaxNonConSeqSet, the more effective pruning strategies in LUSPM_e generally result in lower memory consumption.

Utility Computations: Fig. 6 shows the number of utility computations for the two algorithms across all datasets. It is evident that LUSPM_e consistently requires significantly fewer utility computations than LUSPM_s on all datasets. For example, in Synthetic8k, when $minUtil = 25$, LUSPM_s performs 2,300,311 utility computations, whereas LUSPM_e

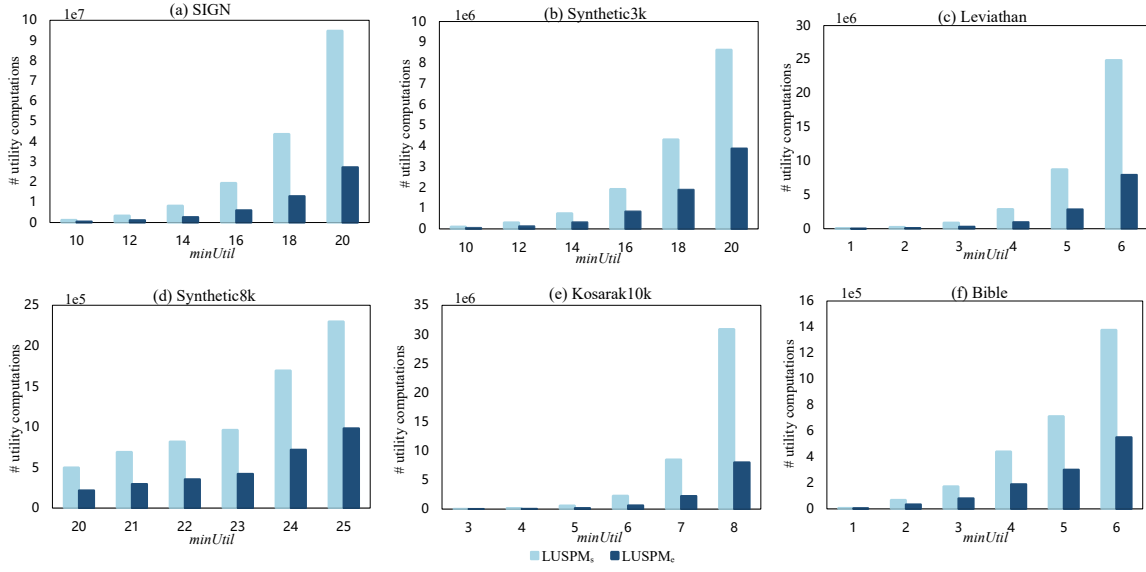
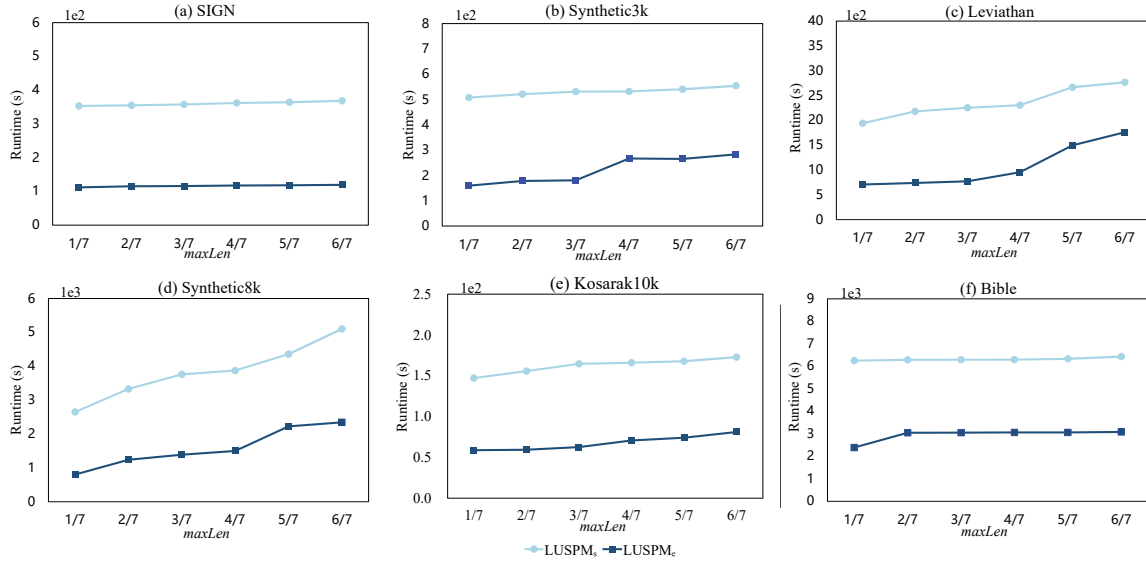
Fig. 6. Number of utility computations of LUSPM_s and LUSPM_e

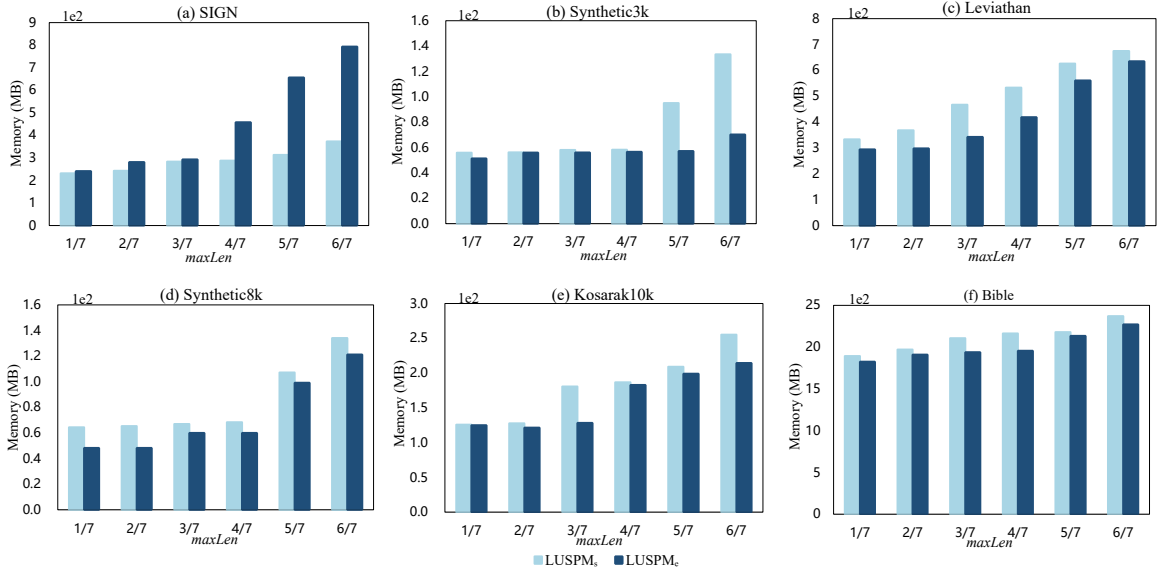
Fig. 7. Runtime performance under different values of maxLen

performs 981,329, representing a reduction of approximately 57.3%. In Kosarak10k, when $minUtil = 8$, LUSPM_s performs 30,920,080 utility computations, while LUSPM_e performs 8,003,661, representing a reduction of approximately 74.1%. This is probably because the pruning strategy 4 in LUSPM_e significantly reduces the number of utility computations.

C. Performance Under Different maxLens

To further evaluate the proposed algorithms, we test LUSPM_s and LUSPM_e under a fixed $minUtil$ and varying $maxLens$. The $minUtil$ is set to the lower median from previous tests, corresponding to utility values of 14, 14, 3, 22, 5, and 3 for the six datasets, respectively, while $maxLen$ ranges from 1/7 to 6/7 of the maximum sequence length in each dataset.

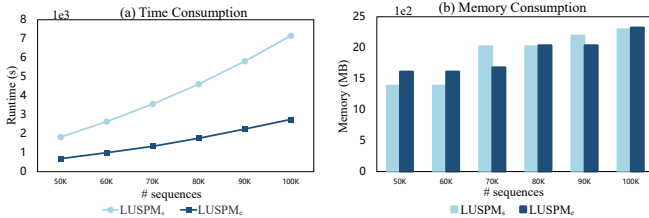
Runtime Evaluation: Fig. 7 shows the runtime of the two algorithms on all datasets under various maximum length constraints. LUSPM_e consistently outperforms LUSPM_s across all datasets, consistent with the previous results obtained without length constraints, indicating that the pruning strategies in LUSPM_e are more effective. Moreover, as the maximum sequence length increases, the runtime of both algorithms changes approximately linearly. Compared to the exponential growth observed in Fig. 4, this change is relatively minor. The limited variation in runtime is due to Strategy 1 in both algorithms, which effectively prunes many invalid items during preprocessing, thereby reducing the effective sequence length. Additionally, Fig 7 shows that the runtime variation of LUSPM_s is smaller than that of LUSPM_e. This is probably because Strategy 3 in LUSPM_s also efficiently prunes invalid items.

Fig. 8. Memory performance under different values of $maxLen$

Memory Evaluation: Fig. 8 shows the memory consumption of the two algorithms under different maximum length constraints. Overall, LUSPM_e generally consumes less memory than LUSPM_s. For example, in the Synthetic3k dataset, when $maxLen = 6/7$, LUSPM_s consumes 133 MB, while LUSPM_e consumes 70 MB, representing a reduction of approximately 47.3%. This trend is consistent with the results obtained without length constraints, indicating that the pruning strategies in LUSPM_e remain more effective across most datasets even as the maximum length varies. However, on the SIGN dataset, LUSPM_s consumes slightly less memory than LUSPM_e. We speculate that this is because, under a $minUtil$ of 14, the pruning strategies in LUSPM_s are more effective for this dataset, possibly due to its sequence characteristics, which allow more items to be pruned efficiently.

D. Scalability Analysis

To assess scalability, we measured runtime and memory usage of LUSPM_s and LUSPM_e across varying dataset scales with $minUtil = 5$ and no length constraint.

Fig. 9. Scalability analysis of LUSPM_s and LUSPM_e

We generate synthetic datasets with sequences of varying lengths (ranging from 50K to 100K) by randomly sampling rows from the six datasets in Table IV as well as from the YooChoose dataset². Fig. 9 shows that both algorithms scale

effectively on large datasets. Runtime increased with data size, with LUSPM_e being faster than LUSPM_s, consistent with earlier results. Memory usage also increases but stabilizes when the dataset size exceeds 70K, with LUSPM_e maintaining a slight advantage. These results demonstrate that they are scalable to large-scale sequence datasets, making them suitable for real-world applications.

VI. CONCLUSION AND FUTURE WORKS

In this paper, we first formalize the task of low-utility sequential pattern mining (LUSPM), redefine sequence utility to capture the total utility, and introduce the sequence-utility chain for efficient storage. We then propose a baseline algorithm, LUSPM_b, to discover the complete set of low-utility sequential patterns. To reduce redundant processing, we further introduce the maximal non-mutually contained sequence set (MaxNonConSeqSet) along with pruning strategy 1. Building on these foundations, we propose two enhanced algorithms: LUSPM_s and LUSPM_e. LUSPM_s is a shrinkage-based algorithm equipped with pruning strategies 2 and 3, where strategy 2 reduces sequence utility computation, and strategy 3 prunes invalid items. LUSPM_e is an extension-based algorithm enhanced by pruning strategy 4, which prunes a large number of invalid sequences. Finally, extensive experiments demonstrate that both LUSPM_s and LUSPM_e substantially outperform LUSPM_b, with LUSPM_e achieving the best runtime and memory efficiency while maintaining strong scalability.

Despite these contributions, several challenges remain. First, utility computation can become prohibitively expensive for dense or long sequences. We plan to explore more efficient data structures, heuristic strategies, and distributed computing to accelerate the process. Second, the current framework is limited to static datasets, which constrains its applicability in dynamic, streaming, or real-time environments. We will extend the method to support incremental updates and streaming data, thereby enhancing its practical utility.

²<https://archive.ics.uci.edu/dataset/352/online+retail>

REFERENCES

- [1] M.-S. Chen, J. Han, and P. S. Yu, "Data mining: an overview from a database perspective," *IEEE Transactions on Knowledge and Data Engineering*, vol. 8, no. 6, pp. 866–883, 2002.
- [2] J. Han, J. Pei, B. Mortazavi-Asl, H. Pinto, Q. Chen, U. Dayal, and M. Hsu, "PrefixSpan: Mining sequential patterns efficiently by prefix-projected pattern growth," in *The 17th International Conference on Data Engineering*. IEEE, 2001, pp. 215–224.
- [3] J. Han, J. Pei, Y. Yin, and R. Mao, "Mining frequent patterns without candidate generation: A frequent-pattern tree approach," *Data Mining and Knowledge Discovery*, vol. 8, no. 1, pp. 53–87, 2004.
- [4] R. Agrawal, T. Imieliński, and A. Swami, "Mining association rules between sets of items in large databases," in *The 22nd ACM SIGMOD International Conference on Management of Data*, 1993, pp. 207–216.
- [5] N. Tung, T. D. Nguyen, L. T. Nguyen, D.-L. Vu, P. Fournier-Viger, and B. Vo, "Mining cross-level high utility itemsets in unstable and negative profit databases," *IEEE Transactions on Knowledge and Data Engineering*, vol. 37, no. 9, pp. 5420–5435, 2025.
- [6] X. Chen, W. Gan, Z. Chen, J. Zhu, R. Cai, and P. S. Yu, "Toward targeted mining of RFM patterns," *IEEE Transactions on Neural Networks and Learning Systems*, vol. 36, no. 9, pp. 16 619–16 632, 2025.
- [7] R. Agrawal and R. Srikant, "Mining sequential patterns," in *The 11th International Conference on Data Engineering*. IEEE, 1995, pp. 3–14.
- [8] P. Qiu, Y. Gong, Y. Zhao, L. Cao, C. Zhang, and X. Dong, "An efficient method for modeling nonoccurring behaviors by negative sequential patterns with loose constraints," *IEEE Transactions on Neural Networks and Learning Systems*, vol. 34, no. 4, pp. 1864–1878, 2021.
- [9] X. Dong, Y. Gong, and L. Cao, "e-RNSP: An efficient method for mining repetition negative sequential patterns," *IEEE Transactions on Cybernetics*, vol. 50, no. 5, pp. 2084–2096, 2018.
- [10] W. Gan, J. C. Lin, P. Fournier-Viger, H. Chao, and P. S. Yu, "A survey of parallel sequential pattern mining," *ACM Transactions on Knowledge Discovery from Data*, vol. 13, no. 3, pp. 1–34, 2019.
- [11] W. Gan, L. Chen, S. Wan, J. Chen, and C.-M. Chen, "Anomaly rule detection in sequence data," *IEEE Transactions on Knowledge and Data Engineering*, vol. 35, no. 12, pp. 12 095–12 108, 2023.
- [12] J. Zhu, X. Chen, W. Gan, Z. Chen, and P. S. Yu, "Targeted mining precise-positioning episode rules," *IEEE Transactions on Emerging Topics in Computational Intelligence*, vol. 9, no. 1, pp. 904–917, 2025.
- [13] J. Yin, Z. Zheng, and L. Cao, "USpan: An efficient algorithm for mining high utility sequential patterns," in *The 18th ACM SIGKDD International Conference on Knowledge Discovery and Data Mining*, 2012, pp. 660–668.
- [14] W. Gan, J. C. Lin, J. Zhang, H. Chao, H. Fujita, and P. S. Yu, "ProUM: Projection-based utility mining on sequence data," *Information Sciences*, vol. 513, pp. 222–240, 2020.
- [15] J. Wang and J. Huang, "On incremental high utility sequential pattern mining," *ACM Transactions on Intelligent Systems and Technology*, vol. 9, no. 5, pp. 1–26, 2018.
- [16] B. Shie, H. Hsiao, V. S. Tseng, and P. S. Yu, "Mining high utility mobile sequential patterns in mobile commerce environments," in *The 16th International Conference on Database Systems for Advanced Applications*, 2011, pp. 224–238.
- [17] G. Lan, T. Hong, V. S. Tseng, and S. Wang, "Applying the maximum utility measure in high utility sequential pattern mining," *Expert Systems With Applications*, vol. 41, no. 11, pp. 5071–5081, 2014.
- [18] O. K. Alkan and P. Karagoz, "CRoM and HuspExt: Improving efficiency of high utility sequential pattern extraction," *IEEE Transactions on Knowledge and Data Engineering*, vol. 27, no. 10, pp. 2645–2657, 2015.
- [19] C. Zhang, Y. Yang, Z. Du, W. Gan, and P. S. Yu, "HUSP-SP: Faster utility mining on sequence data," *ACM Transactions on Knowledge Discovery from Data*, vol. 18, no. 1, pp. 1–21, 2023.
- [20] T. Truong, A. Tran, H. Duong, B. Le, and P. Fournier-Viger, "EHUSM: Mining high utility sequences with a pessimistic utility model," *Data Science and Pattern Recognition*, vol. 4, no. 2, pp. 65–83, 2020.
- [21] T. Truong, H. Duong, B. Le, and P. Fournier-Viger, "EHAUSM: An efficient algorithm for high average utility sequence mining," *Information Sciences*, vol. 515, pp. 302–323, 2020.
- [22] P. Fournier-Viger, W. Gan, Y. Wu, M. Nouioua, W. Song, T. Truong, and H. Duong, "Pattern mining: Current challenges and opportunities," in *The 27th International Conference on Database Systems for Advanced Applications*, 2022, pp. 34–49.
- [23] R. Srikant and R. Agrawal, "Mining sequential patterns: Generalizations and performance improvements," in *The International Conference on Extending Database Technology*, 1996, pp. 1–17.
- [24] J. Han, J. Pei, B. Mortazavi-Asl, Q. Chen, U. Dayal, and M. Hsu, "FreeSpan: Frequent pattern-projected sequential pattern mining," in *The 6th ACM SIGKDD International Conference on Knowledge Discovery and Data Mining*, 2000, pp. 355–359.
- [25] J. Ayres, J. Flannick, J. Gehrke, and T. Yiu, "Sequential pattern mining using a bitmap representation," in *The 8th ACM SIGKDD International Conference on Knowledge Discovery and Data Mining*, 2002, pp. 429–435.
- [26] P. Fournier-Viger, A. Gomariz, M. Campos, and R. Thomas, "Fast vertical mining of sequential patterns using co-occurrence information," in *The 18th Pacific-Asia Conference on Knowledge Discovery and Data Mining*, 2014, pp. 40–52.
- [27] Y. Wu, C. Zhu, Y. Li, L. Guo, and X. Wu, "NetNCSP: Nonoverlapping closed sequential pattern mining," *Knowledge-based systems*, vol. 196, p. 105812, 2020.
- [28] F. Fumarola, P. F. Lanotte, M. Ceci, and D. Malerba, "CloFAST: Closed sequential pattern mining using sparse and vertical id-lists," *Knowledge and Information Systems*, vol. 48, no. 2, pp. 429–463, 2016.
- [29] Y. Li, S. Zhang, L. Guo, J. Liu, Y. Wu, and X. Wu, "NetNMSP: Nonoverlapping maximal sequential pattern mining," *Applied Intelligence*, vol. 52, no. 9, pp. 9861–9884, 2022.
- [30] P. Fournier-Viger, C. Wu, and V. S. Tseng, "Mining maximal sequential patterns without candidate maintenance," in *The 9th International Conference on Advances Data Mining and Applications*, 2013, pp. 169–180.
- [31] F. Petitjean, T. Li, N. Tatti, and G. I. Webb, "SkOPUS: Mining top-k sequential patterns under leverage," *Data Mining and Knowledge Discovery*, vol. 30, pp. 1086–1111, 2016.
- [32] P. Fournier-Viger, A. Gomariz, T. Gueniche, E. Mwamkazi, and R. Thomas, "TKS: efficient mining of top-k sequential patterns," in *The 9th International Conference on Advanced Data Mining and Applications*, 2013, pp. 109–120.
- [33] D. Chiang, Y. Wang, S. Lee, and C. Lin, "Goal-oriented sequential pattern for network banking churn analysis," *Expert Systems With Applications*, vol. 25, no. 3, pp. 293–302, 2003.
- [34] K. Hu, W. Gan, S. Huang, H. Peng, and P. Fournier-Viger, "Targeted mining of contiguous sequential patterns," *Information Sciences*, vol. 653, p. 119791, 2024.
- [35] W. Gan, J. C.-W. Lin, P. Fournier-Viger, H.-C. Chao, V. S. Tseng, and P. S. Yu, "A survey of utility-oriented pattern mining," *IEEE Transactions on Knowledge and Data Engineering*, vol. 33, no. 4, pp. 1306–1327, 2021.
- [36] J. Wang, J. Huang, and Y. Chen, "On efficiently mining high utility sequential patterns," *Knowledge and Information Systems*, vol. 49, pp. 597–627, 2016.
- [37] W. Gan, J. C. Lin, J. Zhang, P. Fournier-Viger, H. Chao, and P. S. Yu, "Fast utility mining on sequence data," *IEEE Transactions on Cybernetics*, vol. 51, no. 2, pp. 487–500, 2021.
- [38] J. Yin, Z. Zheng, L. Cao, Y. Song, and W. Wei, "Efficiently mining top-k high utility sequential patterns," in *The 13th IEEE International Conference on Data Mining*, 2013, pp. 1259–1264.
- [39] N. Alhusaini, S. Karmoshi, A. Hawbani, L. Jing, A. Alhusaini, and Y. Al-Sharabi, "LUIM: New low-utility itemset mining framework," *IEEE Access*, vol. 7, pp. 100 535–100 551, 2019.
- [40] X. Zhang, G. Chen, L. Song, and W. Gan, "Enabling knowledge discovery through low utility itemset mining," *Expert Systems With Applications*, vol. 265, p. 125955, 2025.