

Text2Token: Unsupervised Text Representation Learning with Token Target Prediction

Ruize An^{1,2}, Richong Zhang^{1,2*}, Zhijie Nie^{1,3}, Zhanyu Wu¹, Yanzhao Zhang, Dingkun Long

¹CCSE, School of Computer Science and Engineering, Beihang University, Beijing, China

²Zhongguancun Laboratory, Beijing, China

³Shen Yuan Honors College, Beihang University, Beijing, China

{anruize24, niezj, zhangrc, wuzy24}@act.buaa.edu.cn

Abstract

Unsupervised text representation learning (TRL) is a fundamental task in natural language processing, which is beneficial for improving search and recommendations with the web’s unlabeled texts. A recent empirical study finds that the high-quality representation aligns with the key token of the input text, uncovering the potential connection between representation space and vocabulary space. Inspired by the findings, we revisit the generative tasks and develop an unsupervised generative framework for TRL, Text2Token. The framework is based on the token target prediction task, utilizing carefully constructed target token distribution as supervisory signals. To construct the high-quality target token distribution, we analyze the token-alignment properties with advanced embedders and identify two essential categories of key tokens: (1) the meaningful tokens in the text and (2) semantically derived tokens beyond the text. Based on these insights, we propose two methods—data-driven and model-derived—to construct synthetic token targets from data or the LLM backbone. Experiments on the MTEB v2 benchmark demonstrate that Text2Token achieves performance competitive with the state-of-the-art embedder with unsupervised contrastive learning, LLM2Vec. Our analysis further shows that vocabulary and representation spaces optimize together and toward the optimum solution during training, providing new ideas and insights for future work.

1 Introduction

Text representation learning (TRL) has demonstrated substantial progress, enabling the web to understand and process textual content semantically, improving search and recommendation, etc. However, text readily available on the web is often unlabeled, making it crucial to design efficient

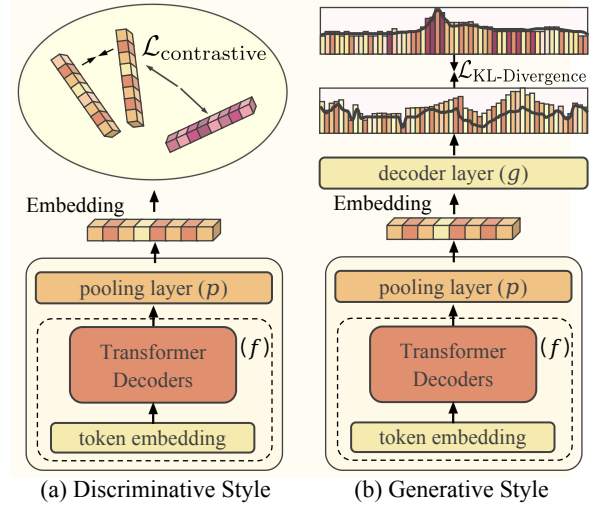


Figure 1: Comparison between (a) traditional discriminative contrastive learning and (b) our proposed generative unsupervised framework: Text2Token.

unsupervised methods that autonomously learning high-quality text representations from the web data.

With the rapid advancement of large language models (LLMs), embedders utilizing LLMs as backbones have demonstrated unprecedented generalization on TRL (Muennighoff et al., 2023). However, most methods rely on contrastive learning over large-scale annotated or generated datasets, with their successful experience primarily stemming from the pretrained masked language model (PMLM) era (Reimers and Gurevych, 2019; Gao et al., 2021). As shown in Figure 1(a), contrastive learning pulls positive examples closer and pushes negative examples further apart in the representation space, representing a typical discriminative-style approach. In contrast, as generative models, LLMs are trained using generative tasks throughout all stages. If a generative-style task can be used to train text representations, it would better leverage the capabilities learned by LLMs. Therefore, we question: Can a simple but effective generative approach be proposed for text representation

* Corresponding author

learning?

Before contrastive learning, generative methods, such as Skip-Thought (Kiros et al., 2015) and Fast-Sent (Hill et al., 2016), had dominated the unsupervised TRL field. However, subsequent attempts (Wang et al., 2021; Wu and Zhao, 2022) using generative methods failed to demonstrate superior performance compared to the simple contrastive learning method like SimCSE (Gao et al., 2021). Recent TRL works on generative tasks (Gao and Callan, 2022; Xiao et al., 2022; BehnamGhader et al.; Li et al., 2024) primarily employ custom generative tasks as pretext tasks for contrastive learning, thereby enhancing the capabilities of contrastive fine-tuning. Even after the emergence of LLMs, no more natural generative task has been proposed to replace contrastive learning in TRL.

Obviously, the decline of generative tasks stems primarily from the scope of the supervision signals: the supervisory signal for the generative task originates from the discrete vocabulary space, while that for the discriminative (contrastive) task comes from the continuous representation space, directly affecting representation. For a long time, the community lacked an understanding of the relationship between continuous representation spaces and discrete lexical spaces. Fortunately, a recent empirical study (Nie et al., 2025) finds the interesting relationship between the high-quality representations produced by LLM-based embedders and the vocabulary space. That is, when the representation output from the fine-tuned contrastive learning embedders is passed through the decoder layer of LLMs, the tokens with higher decoding probabilities, called the aligned tokens, are almost the key tokens of the input text. This phenomenon has been demonstrated to be prevalent across all LLM-based embedders. Interestingly, the decoder layer retains the original backbone parameters of the LLM and remains invisible during contrastive learning. The reason behind related to the simple variation of the principal components in the feature space during contrastive learning (See Section 5.5 for details). In this work, we primarily leverage this phenomenon to design new generative objectives, without delving into a deeper study of the underlying contrastive learning mechanisms. Specifically, empirical observations in (Nie et al., 2025) demonstrate that representations trained with contrastive learning “align” with key tokens. As shown in Figure 2, we hypothesize that this phenomenon is reversible: if training an embedder to generate key tokens, it to produce

high-quality representations.

Inspired by this thought process, we propose a novel unsupervised learning framework, Text2Token, for TRL. As illustrated in Figure 1(b), Text2Token utilizes the decoder layer of the LLM to map representations onto the vocabulary space, while receiving the KL-divergence supervisory guidance from a target token distribution (which we also refer to as the **token target**). When designing token targets, we do not rely on annotated data or external models, but solely utilize the statistical metrics of the dataset or intrinsic knowledge within the LLM backbone. Consequently, the training methodology is entirely unsupervised. Specifically, we first examined how high-quality representations “align” with the key tokens, identifying two essential categories of key tokens: (1) the core tokens from the nouns and adjectives in the text, and (2) semantically related tokens, including morphological variants and near-synonyms. We subsequently devised two distinct approaches to simulate these characteristics: (1) the data-driven method selects key tokens from the original text; (2) the model-derived method filters semantically relevant tokens from LLM priors. The final framework employs a two-stage training paradigm, successively utilizing data-driven and model-derived methods to obtain token targets as the target distribution in the KL-divergence loss.

Unlike the previous methods, Text2Token is intended to replace contrastive learning, instead of being a preliminary pretext task for contrastive learning. Therefore, we compared Text2Token with the state-of-the-art unsupervised TRL model, LLM2Vec (BehnamGhader et al.). The performance on MTEB v2 (Muennighoff et al., 2023) demonstrates that Text2Token achieves significant advantages across multiple tasks, substantially outperforming LLM2Vec in the average score. Additionally, as a new framework, we conducted extensive analytical experiments to aid in understanding the role of each component within the method and the impact of hyperparameters. Similarly, we compared our trained embedder with the contrastive fine-tuned embedder on both principal component analysis and token-level statistics, demonstrating that they achieve similar parameter solutions to a certain extent.

The main contributions of this paper are as follows:

- We propose a novel training framework for

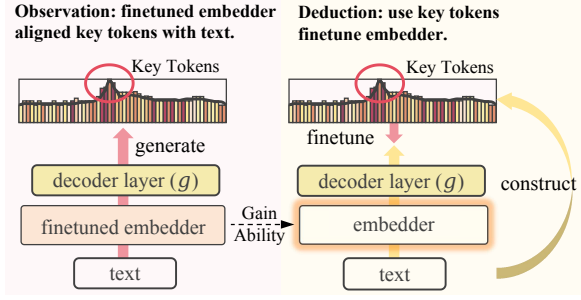


Figure 2: The relation between the findings in (Nie et al., 2025) (left) and the new proposed training method in this work (right).

unsupervised TRL, Text2Token, that relies entirely on the generation objective, token target prediction, and differs fundamentally from all traditional methods based on contrastive learning.

- We explore two unsupervised approaches for constructing token distribution targets: a data-driven method and a model-derived method. Both approaches are integrated into our proposed training framework.
- Our embedding achieves superior performance on the MTEB benchmark compared with the unsupervised SOTA.

2 Background

2.1 Unsupervised Text Representation Learning

Embedding Built upon the pretrained masked language models (PMLMs), such as BERT (Devlin et al., 2019) and RoBERTa (Liu et al., 2019), it effectively addresses the representation collapse that existed in earlier BERT-based models. Specifically, given a n -sized unlabeled corpus $\mathcal{D} = \{x_1, x_2, \dots, x_n\}$, where x_i denotes a text. Each text x_i is represented as a token sequence $x_i = (w_1, w_2, \dots, w_T)$, where w_k denotes the k -th token and T denotes the sequence length of x_i . When adapting the PMLM F for text representation encoder F' , the masked language modeling head g can be conceptually replaced by a pooling layer p to produce text-level representations e_i , while preserving the rest module f of F . The following is the interpretation in formula form:

$$F = g \circ f \rightarrow F' = p \circ f. \quad (1)$$

The text representation e_i of a text x_i is obtained as:

$$e_i = p(\mathbf{h}_i) = p(f(x_i)), \quad (2)$$

where \mathbf{h}_i denotes the last hidden states from f and the layer $p(\cdot)$ can be mean pooling:

$$e_i = \frac{1}{t_i} \sum_{k=1}^{t_i} \mathbf{h}_i^k, \quad (3)$$

or using the representation of the [CLS] token:

$$e_i = \mathbf{h}_i^{[\text{CLS}]}. \quad (4)$$

Training Contrastive learning (Oord et al., 2018; Gao et al., 2021; Izacard et al., 2021) represents a breakthrough in the field of unsupervised text representation learning in recent years. Its core lies in constructing the positive example pairs. For example, SimCSE (Gao et al., 2021) obtains two different representations of each text x_i with randomness of dropout masks; while Contrastive (Izacard et al., 2021) randomly crops two segments from the same document, performs random word deletion on them, and uses them as positive sample pairs. Then, each positive example pairs are encoded as the representation pair $(e_i, e_i^{(+)})$. The remaining representations within the same batch (with batch size N) are regarded as negative samples. The InfoNCE loss (Oord et al., 2018) for contrastive learning:

$$\mathcal{L}_{\text{cl}} = -\frac{1}{N} \sum_{i=1}^N \log \frac{\exp(\text{sim}(e_i, e_i^{(+)})/\tau)}{\sum_{j=1}^N \exp(\text{sim}(e_i, e_j^{(+)})/\tau)}, \quad (5)$$

where $\text{sim}(\cdot, \cdot)$ denotes the cosine similarity and τ is a temperature hyper-parameter. Thus, this training process requires no manual labels for the texts, and as a result, numerous methods have emerged to further improve SimCSE, including alternative positive sample construction (Liu et al., 2021; Jiang et al., 2022; Wu et al., 2022a,c), hard negative mining (Chen et al., 2023; Deng et al., 2023; Cao et al., 2022; Wu et al., 2022b; Zhou et al., 2022; Zhang et al., 2022a), and loss function enhancements (Zhang et al., 2022b; Liu et al., 2023; Chen et al., 2022; Chuang et al., 2022).

Improvements for LLMs When the backbone model F transitions to the LLM, embedding and optimization methods have not undergone significant changes. As mentioned in Eqn. 1 and Eqn. 2,

the embedder based on LLMs shares a similar formulation with the PMLMs, except that g denotes the decoder layer, and f denotes the remaining part. To better suit text representation tasks, bidirectional attention is enabled in f , following the design proposed by BeLLM (Li and Li, 2024) and adopted in subsequent studies (Zhao et al., 2025; Muennighoff et al., 2024; BehnamGhader et al.). In addition to retaining mean pooling as in Eqn. 3, a novel prompt-based pooling strategy (Jiang et al., 2024) tailored for LLMs is also employed. Specifically, a prompt x_{prompt} is prepended to guide semantic aggregation to the last token. For example, promptEOL (Jiang et al., 2024) use the prompt This sentence: “[text]” means in one word: “, and the pooling strategy is expressed as

$$\mathbf{e}_i = p(f(x_{\text{prompt}}(x_i))) = \mathbf{h}_i^{\text{last}}, \quad (6)$$

where $x_{\text{prompt}}(\cdot)$ is the operation of replacing [text] with the real text, and $\mathbf{h}_i^{\text{last}}$ represents the last hidden state of the last token.

Owing to the structural similarity between the LLMs and the PMLMs, contrastive learning continues to be the dominant training paradigm for text representation learning. Given a pair of texts with either a positive or negative relation, the model is trained to distinguish between similar and dissimilar pairs, which we regard as a discriminative training strategy.

2.2 Generative Methods for Text Representation

Before contrastive learning emerged, some methods learn text representations through generative unsupervised tasks. For instance, Skip-Thought (Kiros et al., 2015) and FastSent (Hill et al., 2016) predict context sentences from the representation of the current text, while SDAE (Hill et al., 2016) added noise to the text and then reconstructed the original sentence using the representations. However, these methods performed less effectively than contrastive learning and are no longer mainstream paradigms.

In fact, following the emergence of contrastive learning, generative self-supervised tasks have predominantly appeared as the pretext tasks (Gao and Callan, 2022; Xiao et al., 2022; BehnamGhader et al.; Li et al., 2024). Specifically, these works fine-tune the embedders with the pretext task (a designed generative unsupervised task) and the additional decoder module first, thereby enhancing

the PLM’s ability to adapt to aggregated semantics. Then, the fine-tuned embedders will undergo further fine-tuning through contrastive learning, showing better representation quality than those that are not fine-tuned by pretext tasks. The success of these methods implies that the optimization objectives for a certain class of generative tasks align with contrastive learning. However, these successful empirical cases alone do not enable us to derive effective general principles.

Fortunately, a recent study (Nie et al., 2025) shows that, if the original decoder layer g of LLM is reattached after the embedder, even embedders trained with contrastive learning, the representations can effectively map the key tokens strongly aligned with the input text semantics. They define the generative structure G as

$$G = g \circ p \circ f, \quad (7)$$

Notably, the decoder layer g is merely a simple linear transformation and is not involved in the finetuning of the embedder. In other words, the actual generative ability lies in the embedder itself. A well-trained embedder is thus capable of not only generating meaningful text representations but also generating key tokens. Then, conversely, could using key token prediction as the training task yield a high-quality embedder? It suggests that text representation learning based on the generative paradigm may have a much broader development potential than we previously thought.

3 Text2Token: Learning Framework

3.1 Motivation

Generative training paradigms have a natural compatibility with LLMs. However, the current mainstream approaches in text representation learning remain discriminative, such as contrastive learning, which limits the potential of LLMs in this field. From the study by (Nie et al., 2025), we observe that a well-trained embedder actually has a strong ability to generate key tokens of the input. Motivated by this, we hypothesize that **training an embedder to generate key tokens can also enable it to produce high-quality representations**, as illustrated on the right of Figure 2. During training, the target distribution of vocabulary space guides the changes in the prediction distribution, influencing the representation space before the decoder layer g . Ultimately, both vocabulary and representation spaces converge to the optimal solution together.

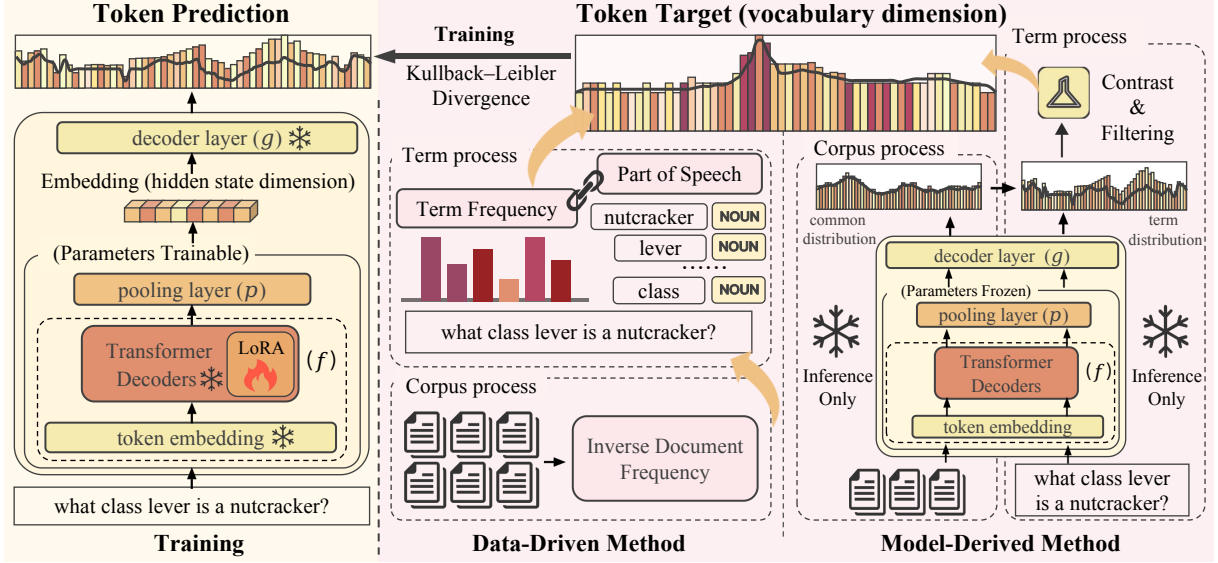


Figure 3: The overview of our generative framework, Text2Token, for unsupervised text representation learning.

3.2 Overview

Based on the above hypothesis, we propose a novel generative framework, Text2Token, for unsupervised text representation learning. Specifically, during training, Text2Token uses G in Eqn.7 to predict the probability distribution of key tokens, supervised by a precomputed target key token probability distribution. After training, g is discarded, and $F' = p \circ f$ serves as the embedder to obtain text representations. Clearly, the core of Text2Token is to define the target token distribution for each text, referred to as the **token target**. We reserve this core component for Section 4, where we detail how we construct the token target through empirical research and insights from prior work. The remainder of this section will formally introduce our training strategy. Without additional explanation, the default notation for G 's backbone is derived from LLMs, consistent with the experimental section.

3.3 Training Strategy

3.3.1 Token Prediction

For each text x_i , we can obtain the vocabulary-size logit $\mathbf{s} \in \mathbb{R}^{|\mathcal{V}|}$ through G :

$$\mathbf{s} = G(x_i) = g(p(f(x_i))) = g(\mathbf{e}_i) = \mathbf{W}_{\text{lm}} \mathbf{e}_i, \quad (8)$$

where $\mathbf{W}_{\text{lm}} \in \mathbb{R}^{|\mathcal{V}| \times d}$ is the pre-trained parameter of g^1 and remain fixed during training. Then, a

¹To our best knowledge, the mainstream LLMs all follow the original design of GPT (Radford et al., 2018), employing an unbiased matrix as the sole parameter for the decoder layer.

softmax function is applied on \mathbf{s} to obtain the prediction distribution in the vocabulary space. For any w_k in \mathcal{V} , its probability can be expressed as

$$Q_{\theta}(w_k|x_i) = \text{Softmax}(\mathbf{s})_k = \frac{\exp(\mathbf{s}_k)}{\sum_{j=1}^{|\mathcal{V}|} \exp(\mathbf{s}_j)}. \quad (9)$$

3.3.2 Token Target Construction

For each x , we generate a token target $P_{\text{target}}(w|x)$ over the model vocabulary \mathcal{V} to serve as the training objective. We refer to this token distribution as the **token target**. In our expectation, it should assign high probabilities to key tokens and low probabilities to non-key tokens. The token target construction process can be formulated as follows:

$$P_{\text{target}}(w_k|x_i) = \begin{cases} \text{Con}(x_i, \mathcal{D}), & \# \text{ data-driven} \\ \text{Con}(x_i, \mathcal{D}, \theta_0), & \# \text{ model-derived} \end{cases} \quad (10)$$

where the construction process of token target is denoted as $\text{Con}(\cdot)$ and θ_0 is the pre-trained parameter of G . In Section 4, we propose two Con function methods: (1) the data-driven method relies solely on the training dataset \mathcal{D} ; (2) the model-derived method additionally leverages the original model θ_0 , which plays a decisive role in shaping the target.

3.3.3 Loss Function

To train the embedder f , we use $P_{\text{target}}(w|x)$ constructed in Section 3.3.2 as the training objective and optimize $P_{\text{aligned}}(w|x)$ from Section 3.3.1 by

BackBone	Model	Top 10 Aligned Tokens
Mistral-7B	LLM2Vec-unsup	_drum _No _tamb _drums No _reson _tun _instrument _noise _frame
	LLM2Vec-sup	_instrument _No _per _instruments _Nor _string _musical _frame _no
	GritLM	_Nor _No _no _go _nor _instruments _instrument _string _per _gu
Llama3-8B	LLM2Vec-unsup	_instrument _perc _frame _guitar _like _finger er _covered icit erc
	LLM2Vec-sup	_Nor Nor _instrument _string 14 _nor _frame _instruments _Norris nor
Llama2-7B	Llama2vec	_No _like _string _instrument _what _ ? _is _go _instruments

Table 1: Top-10 Aligned Tokens from the different embedders for the text “Noori is a 14-stringed instrument shaped like a guitar, but with a wooden frame covered in goatskin to produce percussive sounds like those of a djembe.”

minimizing the KL divergence:

$$\mathcal{L}_{\text{text2token}} = \text{KL} (P_{\text{target}} \| Q_{\theta}). \quad (11)$$

4 Token Target Design

4.1 Observation and Discussion

Recall that Text2Token is motivated by the empirical observation that the representations produced by the LLM-based embedders align with key tokens, although they are fine-tuned by contrastive learning (Nie et al., 2025). Therefore, we start by analyzing several state-of-the-art embedders to examine the aligned token distributions mapped from their text representations. This analysis allows us to investigate further how a high-quality representation aligns with an appropriate token distribution. The reference models studied are:

- **LLM2Vec-unsup (BehnamGhader et al.).** LLM2Vec converts decoder-only LLMs into text encoders via three unsupervised steps: enable bidirectional attention, brief masked next-token adaptation, and SimCSE-style contrastive learning.
- **LLM2Vec-sup (BehnamGhader et al.).** The supervised version of LLM2Vec.
- **GritLM (Muennighoff et al., 2024).** GritLM is a single instruction-tuned LLM that jointly trains generative and contrastive objectives, toggled by task instructions.
- **Llama2vec (Li et al., 2024).** Llama2Vec adapts LLMs for dense retrieval via two unsupervised pretext tasks to learn text representations: EBAE (self-reconstruction) and EBAR (next-sentence prediction).

As illustrated in Table 1, although different models align to different tokens, these top-aligned tokens share the following common characteristics:

(1) **the key tokens appearing in the text (highlighted in yellow) generally receive high probabilities.** For example, “_No” (the first token of the proper noun “Noori”), “_instrument” and “_string” Tokens sharing the same stem with in-text tokens also exhibit elevated probabilities, such as “_instruments” and “_Nor”; (2) **the semantically-related tokens that do not occur in the surface text (highlighted in red) are often assigned high probabilities by some embedders.** For instance, LLM2Vec-unsup aligns the text with “drum” consistent with the phrase “sounds like those of a djembe” where “djembe” refers to a type of drum. Similarly, LLM2Vec-sup maps it to “_musical”, and Llama2vec aligns it to “what”, which is reasonable given that the text introduces the instrument “Noori”; (3) **Only a very small number of unrelated tokens (highlighted in grey) are assigned high probabilities by some embedders.** More examples are shown in Appendix B.

The above discussion provides a foundation for independently constructing token targets. Our goal is to design token targets that closely capture the beneficial characteristics of these aligned distributions. As shown in the Figure 3 on the right, we designed two constructors to simulate the in-text token distribution (the data-driven Method) and out-of-text token distribution (the model-derived Method) in aligned token distributions, respectively. Then use them in sequence to guide the training. The specific details of each method differ and are described in the next two sections.

4.2 Data-Driven Method

From the preceding analysis, we observe that the key token in the original text constitutes a crucial component of the aligned token target. In addition, Llama2vec (Li et al., 2024) introduced EBAE, a pretext task that attempts to recover all tokens ap-

pearing in the original text. However, EBAE can only serve as a pretext task before contrastive learning fine-tuning; the embedder trained solely using it exhibits suboptimal performance (Shown in Table 2). We therefore propose constructing a token target based on these key tokens to approximate the capabilities of the aligned token target and achieve comparable training effects.

Intuitively, we should assign a significance score to each token in the text, reflecting its contextual salience. The key tokens are then selected according to these scores, and their scores are reflected as weights in the resulting distribution. To identify core words, we employ statistical NLP techniques due to their simplicity and effectiveness. Specifically, we adopt TF-IDF (Ramos et al., 2003) for scoring and part-of-speech (POS) for further filtering. The POS filter is motivated by the previous empirical study (Nie et al., 2025), which finds that the majority of tokens aligned by the trained embedders are Noun (NOUN), Proper Noun (PNOUN), and Adjective (ADJ). The complete target-construction pipeline is illustrated below.

4.2.1 Corpus Process

To capture global information, the inverse document frequency (IDF) of each word w_k is computed as

$$\text{IDF}(w_k) = \log \left(\frac{|\mathcal{D}|}{|\{x \in \mathcal{D} | w_k \in x\}|} \right), \quad (12)$$

where $|\cdot|$ is the cardinality operation on a set. The set $\{x \in \mathcal{D} | w_k \in x\}$ contains all documents in which appears at least once, and its cardinality gives the document frequency of w_k .

4.2.2 Term Process

For a document $x_i \in \mathcal{D}$, the TF-IDF score of token w_k in x_i is calculated as follows:

$$\text{TF}(w_k | x_i) = \frac{\text{count}(w_k | x_i)}{\sum_j \text{count}(w_k | x_j)}, \quad (13)$$

$$\text{Score}_{\text{tf-idf}}(w_k | x_i) = \text{TF}(w_k | x_i) * \text{IDF}(w_k), \quad (14)$$

where $\text{TF}(w_k | x_i)$ represents the term frequency. Furthermore, we use POS to conduct a further screening of the core words. Inspired by empirical observation of (Nie et al., 2025), we set up the POS filter set as

$$\mathcal{P} = \{\text{NOUN}, \text{PROPN}, \text{ADJ}\}.$$

The filtering process is as follows:

$$\text{Score}_{\text{pos}}(w_k | x_i) = \mathbb{I}[\text{pos}(w_k | x_i) \in \mathcal{P}] * \text{Score}_{\text{tf-idf}}(w_k | x_i) \quad (15)$$

where $\mathbb{I}[\cdot]$ is the indicator function and $\text{pos}(\cdot)$ is the function to return the part of speech of w_k in the context of x_i .² Finally, we constructed token target based on the $\text{Score}_{\text{pos}}$:

$$P_{\text{target}}(w_k | x_i) = \text{Con}(x_i, \mathcal{D}) \quad (16)$$

$$= \frac{\exp(\text{Score}_{\text{pos}}(w_k | x_i))}{\sum_{w_j \in \mathcal{V}} \exp(\text{Score}_{\text{pos}}(w_j | x_i))}. \quad (17)$$

4.3 Model-Derived Method

Beyond the words explicitly present in the text, the aligned token target includes absent tokens that are morphological variants or semantically related terms. Such tokens cannot be extracted directly from the original text, but they can emerge through the decoder’s inherent inference capability. In our fine-tuned model, such key tokens already receive high weights. Whereas in the untuned model, high-weight tokens contain not only these key tokens but also various noisy elements.

Inspired by prior works on representative words prediction (ROP) (Ma et al., 2021a,b) and contrastive decoding (Wingate et al., 2022; Lin et al., 2024), we introduce a common token distribution to contrast and filter each text’s original token distribution. Specifically, the common distribution is defined as the mean of the token distributions mapped from multiple texts across the corpus. Tokens that consistently achieve high probabilities across all texts are less likely to be the key tokens of any particular text. Therefore, tokens with high probability in the common distribution can be removed from a text’s original token distribution. The final filtered distribution serves as the training target to guide the model’s own learning. The full pipeline for constructing this target is illustrated below.

4.3.1 Corpus process

After weighing the inference cost and training efficiency, we first estimate the common token distribution by computing the expectation over a corpus

²We utilize en_core_web_sm model provided by spaCy (Honnibal et al., 2020) for word-level part-of-speech tagging and assign the part-of-speech tag of each word to its split tokens.

Backbone	Categories → # of datasets →	Class. 8	Clust. 8	PairClass. 3	Rerank. 2	Retr. 10	STS 9	Summ. 1	Avg 41
<i>Llama3-8B</i>	Llama2vec (EBAE)	66.93	37.76	65.46	38.56	7.86	56.27	8.31	40.16
	LLM2Vec-unsup	76.25	44.99	78.01	43.24	22.35	75.55	32.62	53.29
	Text2Token (Last w causal)	70.98	51.51	<u>76.09</u>	45.60	41.57	<u>72.86</u>	<u>28.16</u>	55.25
	Text2Token (Last w bidirectional)	<u>75.68</u>	<u>48.17</u>	75.77	<u>45.38</u>	<u>38.35</u>	69.36	25.23	<u>53.99</u>
	Text2Token (Mean w causal)	67.32	46.20	64.43	40.76	26.15	59.82	15.44	45.73
	Text2Token (Mean w bidirectional)	66.94	44.14	59.69	36.77	8.67	52.99	9.40	39.80
<i>Mistral-7B</i>	Llama2vec (EBAE)	68.37	36.02	66.24	38.28	9.40	62.35	14.43	42.16
	LLM2Vec-unsup	75.72	40.74	80.94	44.17	31.05	78.24	26.69	<u>53.94</u>
	Text2Token (Last w causal)	71.65	49.71	76.98	<u>44.85</u>	40.12	72.05	17.20	<u>53.22</u>
	Text2Token (Last w bidirectional)	<u>74.22</u>	<u>49.08</u>	<u>78.61</u>	45.39	38.12	<u>73.93</u>	<u>26.30</u>	55.10
	Text2Token (Mean w causal)	66.08	43.48	62.65	39.57	26.23	56.34	4.79	42.73
	Text2Token (Mean w bidirectional)	71.51	48.56	75.61	44.57	<u>39.86</u>	71.89	10.05	51.72

Table 2: Performance comparison with unsupervised state-of-art, LLM2Vec, on MTEB.v2 benchmark. The **bold** font indicates the best score in each category, while underlined text indicates the second-best score. Detail results illustrated in Appendix E.

subset $\mathcal{D}_{\text{subset}}$ with a rational size:

$$\bar{Q}_{\theta_0}(w_k) = \frac{1}{|\mathcal{D}_{\text{subset}}|} \sum_{x \in \mathcal{D}_{\text{subset}}} Q_{\theta_0}(w_k|x_i),$$

where $\mathcal{D}_{\text{subset}}$ denotes a sampled subset of the corpus.

4.3.2 Term process

We then compute the token distribution for each text using the same procedure. Then, we filter the token distribution $Q_{\theta_0}(w_k|x_i)$, using the common token distribution $\bar{Q}_{\theta_0}(w_k)$ as a reference, employing a relative confidence screening method to obtain the final token targets. We compare the performance of different filtering formulas in Appendix C, and the best one is

$$\hat{y}_{w_k} = \frac{Q_{\theta_0}(w_k|x_i)}{Q_{\theta_0}(w_k|x_i) + \bar{Q}_{\theta_0}(w_k)}, \quad (18)$$

$$P_{\text{target}}(w_k|x_i) = \text{Con}(x_i, \mathcal{D}, \theta_0) = \frac{\exp(\hat{y}_{w_k}/\tau)}{\sum_{w_j \in \mathcal{V}} \exp(\hat{y}_{w_j}/\tau)}, \quad (19)$$

where τ is the temperature hyper-parameter for adjusting the distribution smoothness, similar to InfoNCE Loss (Eqn.5).

4.4 Two-Stage Training Paradigm

Since the two targets emphasize different aspects of key tokens, we adopt a two-stage training strategy. In both stages, training is conducted using only the KL divergence (Eqn.11). The token target in the first and second stage is from the data-driven method (Eqn.16) and the model-derived method (Eqn.19) by default. We further discuss the impact of varying the order in Section 5.3.

5 Experiment

5.1 Settings

5.1.1 Training

Training was fully unsupervised, using the Wikipedia corpus preprocessed by DPR (Karpukhin et al., 2020). It proceeded in two stages, each with a different target as the training signal: 500 steps in the first stage and 200 steps in the second. We use LoRA with $r = 16$, $\alpha = 32$, on q_proj and v_proj, with 0.05 dropout and no bias update. The batch size is 64, and the sequence length is 128. Learning rate is $3e-5$. The temperature τ and the constructing data size of the common distribution for the model-derived method are 0.0001 and 100K.

5.1.2 Baseline

We adopt LLM2Vec-unsup and Llama2Vec (EBAE) as our baselines. Both models employ unsupervised training approaches: LLM2Vec-unsup follows a contrastive learning paradigm, while Llama2Vec (EBAE) is based on a self-reconstruction objective. Unlike Text2Token, EBAE assigns equal probability to all tokens that appeared in the original text within the token target.

5.1.3 Evaluation

Evaluation was performed on the Massive Text Embedding Benchmark (MTEB) (Muennighoff et al., 2023), using the English v2 release, covering 41 datasets in total. Ablations and analyses are conducted in a subset of MTEB presented in Table 5.

Stage I	Stage II	Avg
<i>Llama3-8B</i> (w causal)		
data-driven (Last)	model-derived (Last)	61.57
model-derived (Last)	data-driven (Last)	61.58
data-driven (Mean)	model-derived (Mean)	54.35
model-derived (Mean)	data-driven (Mean)	47.79
<i>Mistral-7B</i> (w bidirectional)		
data-driven (Last)	model-derived (Last)	59.96
model-derived (Last)	data-driven (Last)	55.99
data-driven (Mean)	model-derived (Mean)	57.06
model-derived (Mean)	data-driven (Mean)	51.59

Table 3: Ablation results of two-stage training.

5.1.4 Technical Factors

The experiments were conducted on two backbone models, Llama3-8B and Mistral-7B. We used “causal” to represent conventional attention and “bidirectional” to represent bidirectional attention. We explore two pooling strategies: (1) Mean: mean pooling (Eqn.3), and (2) Last: last pooling (Eqn.6).

5.2 Main Results

Table 2 presents the results of our main experiment. To allow both categories of targets to contribute to the supervision signal, we adopt a two-stage training strategy in which each target type supervises one training stage. It can be observed that Text2Token with the last-pooling method outperforms LLM2Vec on average. This validates the effectiveness of our training framework. Specifically, Text2Token demonstrates consistent advantages across Clustering, Reranking, and Retrieval tasks. Moreover, we find that Text2Token achieves better results with last-pooling, whereas LLM2Vec is more suited to mean-pooling. **In summary, these results confirm that Text2Token achieves consistently superior performance across tasks, particularly with the last-pooling strategy.**

5.3 Ablation Study

Text2Token involves several adjustable factors, and ablation experiments are necessary to clarify the contribution of each component. Specifically, we first examine how different target types, pooling strategies, and attention mechanisms influence training performance for a single-stage setting. Further, we investigate whether the applied order of token targets affects the results significantly.

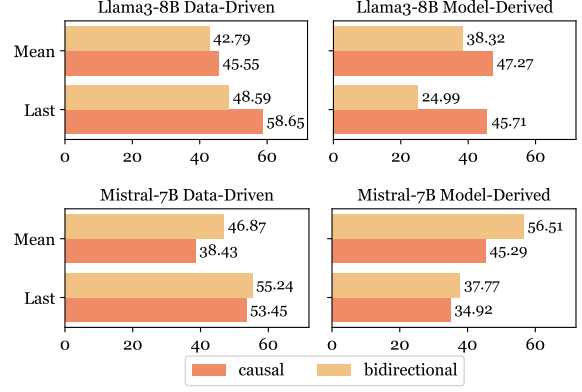


Figure 4: Ablation results of single-stage training.

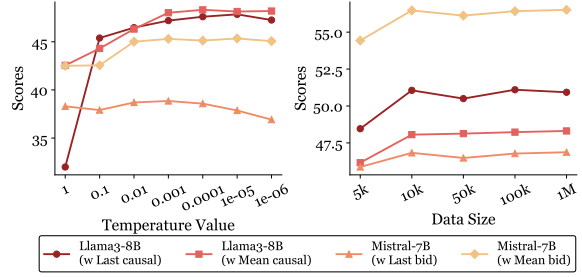


Figure 5: The result variation with the hyperparameter.

5.3.1 Single-Stage Training

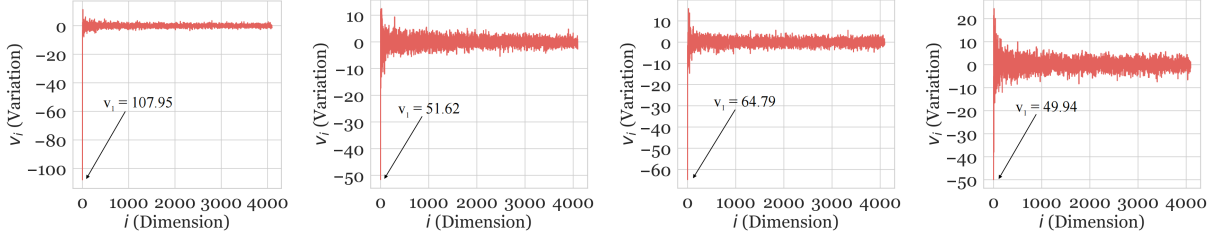
As shown in Figure 4, we observe that data-driven targets achieve the best performance when paired with last pooling, while model-derived targets are more effective with mean pooling. Moreover, Llama3-8B benefits more from causal attention, whereas Mistral-7B performs better with bidirectional attention. These findings reveal clear complementarities between target types, pooling strategies, and attention mechanisms.

5.3.2 Two-stage Training with Same Pooling

As shown in Table 3, we assign the two targets to the two stages and further verify whether their training order. Based on prior observations in the Section 5.3.1, we use Llama3-8B with causal attention and Mistral-7B with bidirectional attention as backbones. First and foremost, it is crucial to emphasize that the experimental results can prove that two-stage training is indeed superior to that of the two single-stage trainings conducted separately. This validates the effectiveness of our approach of guiding the model with two types of targets in a two-stage training process. Secondly, the results also reveal that training with data-driven targets first generally yields slightly better performance, though in certain cases, such as the method

Model	Top 10 Aligned Tokens
Raw (Mistral-7B)	\n , ... _a _and _strings . _in _drum
Text2Token (Mistral-7B)	_drum _frame _drums _instrument _No _guitar _strings _tamb _string _instruments
Raw (Llama3-8B)	_No _K _Dj _Instrument No ? _Viol Instrument K _instrument
Text2Token (Llama3-8B)	_instrument instrument _strings strings _instruments _string _guitar No _No _dj

Table 4: Top-10 aligned tokens on the backbone and our trained embedders for the Sentence “Noori is a 14-stringed instrument shaped like a guitar, but with a wooden frame covered in goatskin to produce percussive sounds like those of a djembe.”.



(a) Llama3-8B → Text2Token (b) Llama3-8B → LLM2Vec (c) Mistral-7B → Text2Token (d) Mistral-7B → LLM2Vec

Figure 6: Variation of Text2Token and Variation of LLM2Vec along each principal component of the representation space. v_1 means the variation of the first principal component.

of Llama3-8B with last pooling, the target order has minimal influence on training. These results confirm the clear advantages of the two-stage training strategy over the single-stage ones.

5.4 Model-Derived Hyperparameter Study

In this subsection, we discuss the influence of two hyperparameters, (1) temperature for distribution and (2) data size for common token distribution, when constructing the model-derived target.

5.4.1 Temperature for Distribution

In the model-derived method, a critical parameter is the temperature parameter τ , which is used to smooth the final target distribution. We conducted experiments on Mistral-7B, and as illustrated in the figure 5 (left), under the same experimental settings, adjusting the temperature within the range from 0.01 to 1e-5 yields stable and consistent results, indicating that **the model-derived target is robust to its variations.**

5.4.2 Data Size for Common Token Distribution

Recall that the construction of the model-derived target depends on the LLM backbone’s prior knowledge, and a common token distribution is needed to filter and obtain the token target. We evaluate how dataset size affects the quality of this distribution to reduce inference cost. Figure 5 (right)

shows results using 5k, 10k, 50k, 100k, and 1M samples. Performance stabilizes beyond 10k samples, suggesting that **a relatively small dataset suffices to capture the macro-level distribution, while excessive data may risk overfitting.**

5.5 Analysis

We examine the changes in Text2Token before and after fine-tuning, focusing on two aspects: (i) the variation of its correspondence with tokens in the vocabulary space, and (ii) the adjustments in the representation space. Although our approach differs from conventional contrastive learning, we further compare these changes with those of LLM2Vec to validate their consistency, showing that **Text2Token demonstrates well-aligned behavior during fine-tuning, exhibiting contrastive-like behavior in both token alignment and representation space variation.**

5.5.1 Key Token Prediction

As shown in the Table 4, after fine-tuning, the top tokens corresponding to the same text change significantly. These include not only in-text key tokens such as “_instrument” and “_string”, but also out-of-text key tokens such as “_tamb” and “_drums”. Moreover, when compared with the tokens predicted by other embedders reported in Table 1, Text2Token achieves a comparable or even higher level in predicting key tokens. More exam-

ples are shown in Appendix D.

5.5.2 Variation on Embedding Space

The prior study (Nie et al., 2025) shows that the spectral variation of existing embedders (e.g., LLM2Vec) is primarily concentrated in the first principal component (v_1), which often captures noise in high-dimensional spaces. Thus, analyzing changes in v_1 provides a means to assess fine-tuning effectiveness. As shown in Figure 6, LLM2Vec follows this pattern, and Text2Token exhibits similar behavior, indicating that our training strategy effectively regularizes the high-dimensional space.

6 Conclusion

In this work, we introduced Text2Token to learn text representation with the generative objectives without supervision, moving beyond the conventional reliance on contrastive learning. By defining the aligned token target and analyzing its composition, we proposed two practical strategies for generating synthetic token targets: data-driven and model-derived. Text2Token achieves state-of-the-art results among unsupervised methods on MTEB v2. Importantly, we verified the connection between token distributions and representations during training, suggesting a new perspective for designing more effective generative TRL strategies in future.

References

- Parishad BehnamGhader, Vaibhav Adlakha, Marius Mosbach, Dzmitry Bahdanau, Nicolas Chapados, and Siva Reddy. Llm2vec: Large language models are secretly powerful text encoders. In *First Conference on Language Modeling*.
- Rui Cao, Yihao Wang, Yuxin Liang, Ling Gao, Jie Zheng, Jie Ren, and Zheng Wang. 2022. [Exploring the impact of negative samples of contrastive learning: A case study of sentence embedding](#). In *Findings of the Association for Computational Linguistics: ACL 2022*, pages 3138–3152, Dublin, Ireland. Association for Computational Linguistics.
- Nuo Chen, Linjun Shou, Jian Pei, Ming Gong, Bowen Cao, Jianhui Chang, Jia Li, and Daxin Jiang. 2023. [Alleviating over-smoothing for unsupervised sentence representation](#). In *Proceedings of the 61st Annual Meeting of the Association for Computational Linguistics (Volume 1: Long Papers)*, pages 3552–3566, Toronto, Canada. Association for Computational Linguistics.
- Shaobin Chen, Jie Zhou, Yuling Sun, and Liang He. 2022. [An information minimization based contrastive learning model for unsupervised sentence embeddings learning](#). In *Proceedings of the 29th International Conference on Computational Linguistics*, pages 4821–4831, Gyeongju, Republic of Korea. International Committee on Computational Linguistics.
- Yung-Sung Chuang, Rumen Dangovski, Hongyin Luo, Yang Zhang, Shiyu Chang, Marin Soljagic, Shang-Wen Li, Scott Yih, Yoon Kim, and James Glass. 2022. [DiffCSE: Difference-based contrastive learning for sentence embeddings](#). In *Proceedings of the 2022 Conference of the North American Chapter of the Association for Computational Linguistics: Human Language Technologies*, pages 4207–4218, Seattle, United States. Association for Computational Linguistics.
- Jinghao Deng, Fanqi Wan, Tao Yang, Xiaojun Quan, and Rui Wang. 2023. Clustering-aware negative sampling for unsupervised sentence representation. In *Findings of the Association for Computational Linguistics: ACL 2023*, pages 8713–8729.
- Jacob Devlin, Ming-Wei Chang, Kenton Lee, and Kristina Toutanova. 2019. Bert: Pre-training of deep bidirectional transformers for language understanding. In *Proceedings of the 2019 conference of the North American chapter of the association for computational linguistics: human language technologies, volume 1 (long and short papers)*, pages 4171–4186.
- Luyu Gao and Jamie Callan. 2022. Unsupervised corpus aware language model pre-training for dense passage retrieval. In *Proceedings of the 60th Annual Meeting of the Association for Computational Linguistics (Volume 1: Long Papers)*, pages 2843–2853.
- Tianyu Gao, Xingcheng Yao, and Danqi Chen. 2021. Simcse: Simple contrastive learning of sentence embeddings. In *Proceedings of the 2021 Conference on Empirical Methods in Natural Language Processing*, pages 6894–6910.
- Felix Hill, Kyunghyun Cho, and Anna Korhonen. 2016. Learning distributed representations of sentences from unlabelled data. In *Proceedings of the 2016 Conference of the North American Chapter of the Association for Computational Linguistics: Human Language Technologies*, pages 1367–1377.
- Matthew Honnibal, Ines Montani, Sofie Van Landeghem, and Adriane Boyd. 2020. [spaCy: Industrial-strength Natural Language Processing in Python](#).
- Gautier Izacard, Mathilde Caron, Lucas Hosseini, Sebastian Riedel, Piotr Bojanowski, Armand Joulin, and Edouard Grave. 2021. Unsupervised dense information retrieval with contrastive learning. *arXiv preprint arXiv:2112.09118*.
- Ting Jiang, Shaohan Huang, Zhongzhi Luan, Deqing Wang, and Fuzhen Zhuang. 2024. Scaling sentence

- embeddings with large language models. In *Findings of the Association for Computational Linguistics: EMNLP 2024*, pages 3182–3196.
- Ting Jiang, Jian Jiao, Shaohan Huang, Zihan Zhang, Deqing Wang, Fuzhen Zhuang, Furu Wei, Haizhen Huang, Denvy Deng, and Qi Zhang. 2022. [Prompt-BERT: Improving BERT sentence embeddings with prompts](#). In *Proceedings of the 2022 Conference on Empirical Methods in Natural Language Processing*, pages 8826–8837, Abu Dhabi, United Arab Emirates. Association for Computational Linguistics.
- Vladimir Karpukhin, Barlas Oguz, Sewon Min, Patrick Lewis, Ledell Wu, Sergey Edunov, Danqi Chen, and Wen-tau Yih. 2020. Dense passage retrieval for open-domain question answering. In *Proceedings of the 2020 Conference on Empirical Methods in Natural Language Processing (EMNLP)*, pages 6769–6781.
- Ryan Kiros, Yukun Zhu, Russ R Salakhutdinov, Richard Zemel, Raquel Urtasun, Antonio Torralba, and Sanja Fidler. 2015. Skip-thought vectors. *Advances in neural information processing systems*, 28.
- Chaofan Li, Zheng Liu, Shitao Xiao, Yingxia Shao, and Defu Lian. 2024. Llama2vec: Unsupervised adaptation of large language models for dense retrieval. In *Proceedings of the 62nd Annual Meeting of the Association for Computational Linguistics (Volume 1: Long Papers)*, pages 3490–3500.
- Xianming Li and Jing Li. 2024. [BeLLM: Backward dependency enhanced large language model for sentence embeddings](#). In *Proceedings of the 2024 Conference of the North American Chapter of the Association for Computational Linguistics: Human Language Technologies (Volume 1: Long Papers)*, pages 792–804, Mexico City, Mexico. Association for Computational Linguistics.
- Zicheng Lin, Tian Liang, Jiahao Xu, Qiuzhi Liu, Xing Wang, Ruilin Luo, Chufan Shi, Siheng Li, Yujiu Yang, and Zhaopeng Tu. 2024. Critical tokens matter: Token-level contrastive estimation enhances llm’s reasoning capability. In *Forty-second International Conference on Machine Learning*.
- Fangyu Liu, Ivan Vulić, Anna Korhonen, and Nigel Collier. 2021. [Fast, effective, and self-supervised: Transforming masked language models into universal lexical and sentence encoders](#). In *Proceedings of the 2021 Conference on Empirical Methods in Natural Language Processing*, pages 1442–1459, Online and Punta Cana, Dominican Republic. Association for Computational Linguistics.
- Jiduan Liu, Jiahao Liu, Qifan Wang, Jingang Wang, Wei Wu, Yunsen Xian, Dongyan Zhao, Kai Chen, and Rui Yan. 2023. [RankCSE: Unsupervised sentence representations learning via learning to rank](#). In *Proceedings of the 61st Annual Meeting of the Association for Computational Linguistics (Volume 1: Long Papers)*, pages 13785–13802, Toronto, Canada. Association for Computational Linguistics.
- Yinhan Liu, Myle Ott, Naman Goyal, Jingfei Du, Mandar Joshi, Danqi Chen, Omer Levy, Mike Lewis, Luke Zettlemoyer, and Veselin Stoyanov. 2019. Roberta: A robustly optimized bert pretraining approach. *arXiv preprint arXiv:1907.11692*.
- Xinyu Ma, Jiafeng Guo, Ruqing Zhang, Yixing Fan, Xiang Ji, and Xueqi Cheng. 2021a. Prop: Pre-training with representative words prediction for ad-hoc retrieval. In *Proceedings of the 14th ACM international conference on web search and data mining*, pages 283–291.
- Xinyu Ma, Jiafeng Guo, Ruqing Zhang, Yixing Fan, Yingyan Li, and Xueqi Cheng. 2021b. B-prop: bootstrapped pre-training with representative words prediction for ad-hoc retrieval. In *Proceedings of the 44th International ACM SIGIR Conference on Research and Development in Information Retrieval*, pages 1513–1522.
- Niklas Muennighoff, SU Hongjin, Liang Wang, Nan Yang, Furu Wei, Tao Yu, Amanpreet Singh, and Douwe Kiela. 2024. Generative representational instruction tuning. In *The Thirteenth International Conference on Learning Representations*.
- Niklas Muennighoff, Nouamane Tazi, Loic Magne, and Nils Reimers. 2023. Mteb: Massive text embedding benchmark. In *Proceedings of the 17th Conference of the European Chapter of the Association for Computational Linguistics*, pages 2014–2037.
- Zhijie Nie, Richong Zhang, and Zhanyu Wu. 2025. [A text is worth several tokens: Text embedding from LLMs secretly aligns well with the key tokens](#). In *Proceedings of the 63rd Annual Meeting of the Association for Computational Linguistics (Volume 1: Long Papers)*, pages 7683–7694, Vienna, Austria. Association for Computational Linguistics.
- Aaron van den Oord, Yazhe Li, and Oriol Vinyals. 2018. Representation learning with contrastive predictive coding. *arXiv preprint arXiv:1807.03748*.
- Alec Radford, Karthik Narasimhan, Tim Salimans, Ilya Sutskever, and 1 others. 2018. Improving language understanding by generative pre-training.
- Juan Ramos and 1 others. 2003. Using tf-idf to determine word relevance in document queries. In *Proceedings of the first instructional conference on machine learning*, volume 242, pages 29–48. New Jersey, USA.
- Nils Reimers and Iryna Gurevych. 2019. Sentence-bert: Sentence embeddings using siamese bert-networks. In *Proceedings of the 2019 Conference on Empirical Methods in Natural Language Processing and the 9th International Joint Conference on Natural Language Processing (EMNLP-IJCNLP)*, pages 3982–3992.
- Kexin Wang, Nils Reimers, and Iryna Gurevych. 2021. Tsdae: Using transformer-based sequential denoising auto-encoder for unsupervised sentence embedding learning. In *Findings of the Association for Computational Linguistics: EMNLP 2021*, pages 671–688.

- David Wingate, Mohammad Shoeybi, and Taylor Sorensen. 2022. Prompt compression and contrastive conditioning for controllability and toxicity reduction in language models. In *Findings of the Association for Computational Linguistics: EMNLP 2022*, pages 5621–5634.
- Bohong Wu and Hai Zhao. 2022. Sentence representation learning with generative objective rather than contrastive objective. In *Proceedings of the 2022 Conference on Empirical Methods in Natural Language Processing*, pages 3356–3368.
- Qiyu Wu, Chongyang Tao, Tao Shen, Can Xu, Xubo Geng, and Daxin Jiang. 2022a. [PCL: Peer-contrastive learning with diverse augmentations for unsupervised sentence embeddings](#). In *Proceedings of the 2022 Conference on Empirical Methods in Natural Language Processing*, pages 12052–12066, Abu Dhabi, United Arab Emirates. Association for Computational Linguistics.
- Xing Wu, Chaochen Gao, Yipeng Su, Jizhong Han, Zhongyuan Wang, and Songlin Hu. 2022b. [Smoothed contrastive learning for unsupervised sentence embedding](#). In *Proceedings of the 29th International Conference on Computational Linguistics*, pages 4902–4906, Gyeongju, Republic of Korea. International Committee on Computational Linguistics.
- Xing Wu, Chaochen Gao, Liangjun Zang, Jizhong Han, Zhongyuan Wang, and Songlin Hu. 2022c. [ESim-CSE: Enhanced sample building method for contrastive learning of unsupervised sentence embedding](#). In *Proceedings of the 29th International Conference on Computational Linguistics*, pages 3898–3907, Gyeongju, Republic of Korea. International Committee on Computational Linguistics.
- Shitao Xiao, Zheng Liu, Yingxia Shao, and Zhao Cao. 2022. Retromae: Pre-training retrieval-oriented language models via masked auto-encoder. In *Proceedings of the 2022 Conference on Empirical Methods in Natural Language Processing*, pages 538–548.
- Yanzhao Zhang, Richong Zhang, Samuel Mensah, Xudong Liu, and Yongyi Mao. 2022a. [Unsupervised sentence representation via contrastive learning with mixing negatives](#). *Proceedings of the AAAI Conference on Artificial Intelligence*, 36(10):11730–11738.
- Yuhao Zhang, Hongji Zhu, Yongliang Wang, Nan Xu, Xiaobo Li, and Binqiang Zhao. 2022b. [A contrastive framework for learning sentence representations from pairwise and triple-wise perspective in angular space](#). In *Proceedings of the 60th Annual Meeting of the Association for Computational Linguistics (Volume 1: Long Papers)*, pages 4892–4903, Dublin, Ireland. Association for Computational Linguistics.
- Kaiyan Zhao, Qiyu Wu, Zhongtao Miao, and Yoshimasa Tsuruoka. 2025. [Prompt tuning can simply adapt large language models to text encoders](#). In *Proceedings of the 10th Workshop on Representation Learning for NLP (RepL4NLP-2025)*, pages 38–50, Albuquerque, NM. Association for Computational Linguistics.
- Kun Zhou, Beichen Zhang, Xin Zhao, and Ji-Rong Wen. 2022. [Debiased contrastive learning of unsupervised sentence representations](#). In *Proceedings of the 60th Annual Meeting of the Association for Computational Linguistics (Volume 1: Long Papers)*, pages 6120–6130, Dublin, Ireland. Association for Computational Linguistics.

A The Subset of MTEB.v2 Used for Analysis

Since the MTEB benchmark includes numerous tasks, my analysis experiments are also extensive. Therefore, we use a subset shown as Table 5 to improve efficiency. The subset ensures coverage of all task categories, maintaining the validity of the results.

Category	Dataset
Retrieval	ArguAna
	FEVERHardNegatives.
Reranking	AskUbuntuDupQuestions
Clustering	BiorxivClusteringP2P.v2
	MedrxivClusteringS2S.v2
	TwentyNewsgroupsClustering.v2
PairClassification	SprintDuplicateQuestions
Classification	Banking77Classification
	MassiveIntentClassification
STS	SICK-R
	STSBenchmark
Summarization	SummEvalSummarization.v2

Table 5: Subset of MTEB tasks used for ablations and analysis

B Further Token Target Study

In Table 6, we provide three more examples from LLM2Vec, GritLM, and Llama2vec. We observe similar phenomena as in Section 4.1.

To make these observations more general, we performed a quantitative analysis. We randomly sampled 1,000 texts from Wikipedia, mapped each onto the vocabulary, and recorded whether their top-10 tokens occurred in the corresponding text.

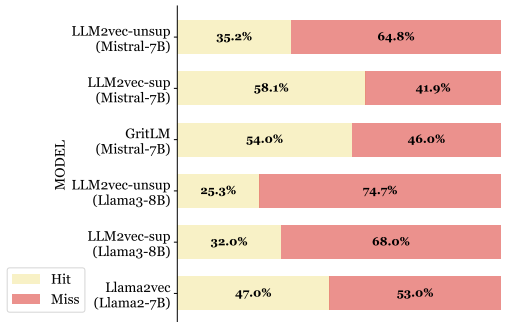


Figure 7: Cumulative Occurrence of Top-10 Tokens

Figure 7 presents the results of evaluating the top-10 tokens for each sample, yielding a total of 10,000 tokens (1,000 texts \times 10 tokens). Tokens in the original text are labeled as Hit, while those absent are labeled as Miss. The two categories are roughly balanced, with a slightly higher count

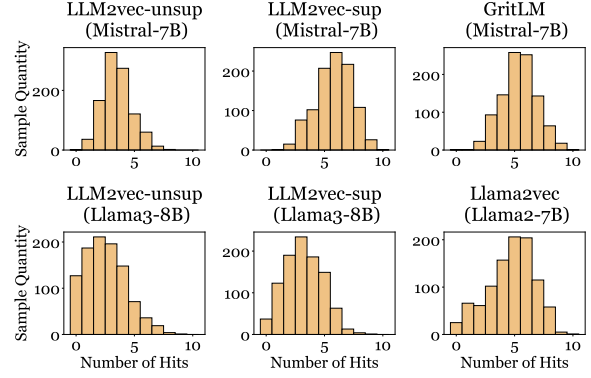


Figure 8: Per-Sentence Count of Top-10 Tokens Appearing

of tokens falling into the Miss category. Figure 8 shows, for each text, how many of its top-10 tokens appear in the text itself. We can observe that in each text, there are 4 to 6 tokens that rank among the top 10. The two statistical analyses suggest that the top 10 tokens are consistently present in both the tokens within the texts and those outside the texts.

C Filter Formula Comparison

To filter out noisy elements in the raw token distribution from the untuned model, we evaluate three filtering formulas. The effect is illustrated by a sample in Table 8. We ultimately adopted the Div type for the main study.

D Aligned Token Analysis

To analyze the ability of aligned tokens in our model, we provide three more examples in Table 7 and observe similar phenomena as in Section 5.5.

E Detailed Results

Table 9 presents the detailed results of the two models that performed the best in the main results.

BackBone	Model	Top 10 Aligned Tokens
Mistral-7B	LLM2Vec-unsup	_Ball _Gold _gold Gold gold ball _ball _South South _balls
	LLM2Vec-sup	_South _Gold _gold _migration _Ball _discovery _ _migr _Australia _discover
	GritLM	_South _Ball _Gold _migration _ball _ _gold _SA _migr 2
Lllama3-8B	LLM2Vec-unsup	_gold _Gold ustr _Sou _had _sou _South _gol _golf _ever
	LLM2Vec-sup	_Gold _gold _Discovery _discovery Gold gold _Discover _discover _had _discovered
Llama2-7B	Llama2vec	_gold _Gold ? _ _Australia . ". _South ! _ '
Text: The discovery of Gold in Ballarat caused a large migration from South Australia and by 1852 some 8000 had left for the Goldfields.		

BackBone	Model	Top 10 Aligned Tokens
Mistral-7B	LLM2Vec-unsup	_Work Work _Allen _aller _Services _Works WORK allen _allerg Worker
	LLM2Vec-sup	_Work _Man _work Work _Australian _man _cricket _War _cr _Australia
	GritLM	_Work _Services _Australian Work _cricket _services _cr _James _Jim _work
Lllama3-8B	LLM2Vec-unsup	_cricket a XHR G ustr icit eper ohan ellen _pu
	LLM2Vec-sup	_cricket _Cricket _Work _work _Australia _cr GA _Cr _ _Australian
Llama2-7B	Llama2vec	_Work _Australian _cr _James _Services _ _work _Cr cr ?
Text: James Allen Workman (17 March 1917 – 23 December 1970) was an Australian cricketer who played first-class cricket for the Australian Services team from May 1945 to January 1946.		

BackBone	Model	Top 10 Aligned Tokens
Mistral-7B	LLM2Vec-unsup	_Cow _cow _Henry cow Hen _hen _Hen _punk _Henri _revolutionary
	LLM2Vec-sup	_problem _Cow _Henry _world _cow _World _music _Problem _problems _
	GritLM	_Henry _problem _world _Cow _cow _World _music Hen _Problem _history
Lllama3-8B	LLM2Vec-unsup	_problems _problem _Cow _Henry _cow _Problem _Problems _cows _world _problematic
	LLM2Vec-sup	_problem _Cow _Henry _Problem _problems _cow _world _World _Problems Cow
Llama2-7B	Llama2vec	_Henry _Cow _ _cow ? _hen . cow _world !
Text: "The World Is a Problem" chronicles the history of Henry Cow and their exploration of music and activism, from their inception in 1968 to their break-up in 1978.		

Table 6: Top-10 Aligned Token from the Text2Token Framework on different embedders.

Model	Top 10 Aligned Tokens
Raw (Mistral-7B)	\n _n , _Gold _Australia . _in _and _to 1
Text2Token (Mistral-7B)	_Ball _Gold _gold _Victoria _Victorian _Melbourne _ball _Australia Gold _Australian
Raw (Llama3-8B)	, _the _ . _Ball C ...C' _of _in ; A
Text2Token (Llama3-8B)	Victoria _Ball Ball Gold _Victoria Australia gold 185 _miners _dig
Text: The discovery of Gold in Ballarat caused a large migration from South Australia and by 1852 some 8000 had left for the Goldfields.	

Model	Top 10 Aligned Tokens
Raw (Mistral-7B)	1 _ _n , . 2 _and _(_in ...
Text2Token (Mistral-7B)	_Work _cricket _Allen _Services Work _Works _Australian _Cr _James _Test
Raw (Llama3-8B)	_ ...C ... _... , ...C C . _and ; ...CC
Text2Token (Llama3-8B)	_cricket Work _Work _cr cr Australian Allen _Cricket Australia _Australian
Text: James Allen Workman (17 March 1917 – 23 December 1970) was an Australian cricketer who played first-class cricket for the Australian Services team from May 1945 to January 1946.	

Model	Top 10 Aligned Tokens
Raw (Mistral-7B)	, _the _ " _in _cow \n _a . _Problem
Text2Token (Mistral-7B)	_Cow _Henry Hen _cow _Hen cow _Problem _problem _Crow _hen
Raw (Llama3-8B)	... _and _the . , _cow _...H _Henry K _in
Text2Token (Llama3-8B)	_Cow Cow Henry _Henry punk _cow _bands music _punk cow

Text: "The World Is a Problem" chronicles the history of Henry Cow and their exploration of music and activism, from their inception in 1968 to their break-up in 1978.

Table 7: Top-10 Aligned Token from the Text2Token Framework on raw backbone and our embedders for Three Examples.

Model	Filter Formula	Top 10 Aligned Tokens
Original	-	. _the . \n _a , _in _and ... \n _file
Log type	$\hat{y}_{w_k} = -Q_{\theta_0}(w_k x_i) \log \bar{Q}_{\theta_0}(w_k)$. _a . \n _the _file _corruption _data _may _in ...
Div type	$\hat{y}_{w_k} = \frac{Q_{\theta_0}(w_k x_i)}{Q_{\theta_0}(w_k x_i) + \bar{Q}_{\theta_0}(w_k)}$	_corruption _Excel _corrupted _excel _corrupt Corruption _shutdown _Ms Microsoft _file
Sub type	$\hat{y}_{w_k} = \log Q_{\theta_0}(w_k x_i) - \log \bar{Q}_{\theta_0}(w_k)$. _a . \n the _file _data may _corruption ... _can

Text: Common reasons for Ms excel corruption. Improper shutdown of computer a Basically the files size of Excel are large therefore if there is any improper shutdown of system occur there are chances that your open Ms excel can easily corrupt. The improper shut down can occur due to power failure or any other reason.

Table 8: Example of three filtering formulas on the Top-10 Aligned Tokens in the Text2Token framework.

Task	Mistral-7B	Llama3-8B	Task	Mistral-7B	Llama3-8B
Banking77Classification	82.37	81.73	ArguAna	52.73	55.03
ImdbClassification	67.40	67.32	CQADupstackGamingRetrieval	39.22	33.53
MTOPDomainClassification	92.72	93.26	CQADupstackUnixRetrieval	20.91	27.56
MassiveIntentClassification	69.32	69.15	ClimateFEVERHardNegatives	23.53	28.48
MassiveScenarioClassification	75.63	76.10	FEVERHardNegatives	62.81	71.40
ToxicConversationsClassification	63.87	65.75	FiQA2018	29.70	28.62
TweetSentimentExtractionClassification	54.59	52.39	HotpotQAHardNegatives	49.49	51.37
AmazonCounterfactualClassification	66.16	62.18	SCIDOCS	18.12	18.56
ArXivHierarchicalClusteringP2P	61.12	62.47	TRECCOVID	61.55	57.10
ArXivHierarchicalClusteringS2S	59.98	61.99	Touche2020Retrieval.v3	40.57	44.03
BiorxivClusteringP2P.v2	42.20	42.74	BIOSSES	81.98	82.75
MedrxivClusteringP2P.v2	36.13	37.18	SICK-R	69.19	68.32
MedrxivClusteringS2S.v2	33.79	36.93	STS12	56.13	64.24
StackExchangeClustering.v2	66.63	68.57	STS13	72.45	78.14
StackExchangeClusteringP2P.v2	44.01	47.95	STS14	67.80	71.11
TwentyNewsgroupsClustering.v2	44.64	54.22	STS15	78.45	79.64
SprintDuplicateQuestions	89.26	91.69	STSBenchmark	73.83	74.34
TwitterSemEval2015	58.21	55.3	STS17	82.50	80.91
TwitterURLCorpus	79.36	81.29	STS22.v2	64.66	56.32
AskUbuntuDupQuestions	55.75	57.44	SummEvalSummarization.v2	10.05	28.16
MindSmallReranking	33.39	33.76	Average	55.10	55.25

Table 9: Details results of Text2Token on MTEB v2.