

Formally Verified Certification of Unsolvability of Temporal Planning Problems

David Wang¹, Mohammad Abdulaziz¹

¹King's College London
mohammad.abdulaziz@kcl.ac.uk, david.wang@kcl.ac.uk

Abstract

We present an approach to unsolvability certification of temporal planning. Our approach is based on encoding the planning problem into a network of timed automata, and then using an efficient model checker on the network followed by a certificate checker to certify the output of the model checker. Our approach prioritises trustworthiness of the certification: we formally verify our implementation of the encoding to timed automata using the theorem prover Isabelle/HOL and we use an existing certificate checker (also formally verified in Isabelle/HOL) to certify the model checking result.

1 Introduction

Automated planning is a mature area of AI research where great strides have been achieved in the performance of planning systems as well as their ability to process rich descriptions of planning problems. This can be most evidently seen in the improvements in performance and expressiveness through the different planning competitions, which started in 1998 (McDermott 2000; Gerevini et al. 2009a; Coles et al. 2012; Vallati et al. 2015; Taitler et al. 2024) and in the fact that state-of-the-art planning systems scale to real-world sequential decision problems.

Despite the great performance of current planning systems and the expressiveness of their input formalisms, more could be achieved to improve the trustworthiness of their outputs. This is of great importance given the high complexity of state-of-the-art planning algorithms and software, both at an abstract algorithmic level and at the implementation optimisation level. Indeed, a lot of work went already into improving the trustworthiness of planning systems and software. Much of that work has been put into developing *certificate checkers* for planning, which are (relatively) small, independent pieces of software that can check the correctness of the output of a planner. This includes the development of plan validators (Howey, Long, and Fox 2004; Haslum 2024), which are programs that, given a planning problem and a candidate solution, confirm that the candidate solution indeed solves the planning problem. Furthermore, to improve the trustworthiness of these validators, other authors have formally verified them, i.e. mathematically proved that

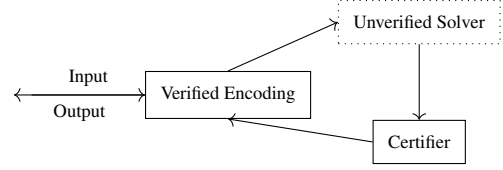


Figure 1: The verified planner architecture proposed by Abdulaziz and Kurz, combining verified (solid) and unverified (dotted) modules.

those validators and their implementations are correct w.r.t. a semantics of the respective planning formalism. This was done for a validator for classical planning (Abdulaziz and Lammich 2018), which is the simplest planning formalism, and another validator for temporal planning (Abdulaziz and Koller 2022), which is a richer planning formalism that wields a notion of action duration w.r.t. a dense timeline and allows for concurrent plan action execution.

Improving trustworthiness of the correctness of a planner's output in case it reports that a planning problem is unsolvable or that a computed plan is optimal is much harder, nonetheless. In the case of solvability, the computed plan, which is in most practical cases succinct, is itself a certificate that can be checked by executing the steps. In the cases of unsolvability or optimality claims, obtaining a reasonably compact certificate substantiating the planner's output is much harder; in the worst case—unless $NP = PSPACE$ (Arora and Barak 2009, Chapter 4)) such a certificate can be exponentially long in terms of the planning task's size for most relevant planning formalisms. In practice, such certificates are usually exponentially long, unless very carefully designed, like those by Eriksson, Röger, and Helmert (2017), who devised unsolvability certification schemes for classical planning which can be succinct for large classes of problems.

In this work, we consider the problem of certifying unsolvability of temporal planning, i.e. planning with durative actions (Fox and Long 2003). In general, devising a practical unsolvability certification scheme is not always possible, as it may require changes to the planning algorithm to make it more likely to produce succinct certificates. This is particularly difficult in the case of state-of-the-art algorithms for temporal planning due to their technical complexity. The

other approach (see Figure 1), which we follow here, is to encode the respective planning problem into another type of computational problem for which there already exists a practical certifying algorithm. A challenge with this approach’s trustworthiness, however, is that the encoding procedure could be of high complexity, meaning that, although the output of the target problem’s solver is certified, the certification’s implication for the source problem depends on the correctness of the encoding and its implementation. To resolve that, the encoding, its implementation, and the certificate checker can be formally verified using a theorem prover. This approach was devised by Abdulaziz and Kurz (2023), who used it to develop a certifying SAT-based planning system.

Our main contribution is that we use this approach, where we formally verify an encoding of temporal planning into timed automata by Heinz et al. (2019) and use a verified certificate checker for timed automata model checking by Wimmer and von Mutius (2020). Doing this successfully requires substantial engineering of the implementation and its correctness proof. For instance, we adapt the encoding to produce timed automata in the formalism accepted by Wimmer and von Mutius (2020)’s system, which involves a substantial engineering effort constituting the majority of our contribution here. Another engineering decision we make is that we devise a semantics for temporal planning that is simpler than that used by Abdulaziz and Koller (2022) to facilitate mathematical reasoning about the encoding which we verify. We plan to prove the semantics equivalent in the future.

2 Background and Definitions

Temporal Planning We refer to Abdulaziz and Koller (2022) for a formal semantics of a temporal plan and the first formally verified validator of plan correctness to our knowledge. We do not reuse all notation from their definitions, because their semantics are too expressive (complex) in some areas and defined for PDDL’s abstract syntax, which makes it harder to reason with for our purpose.

We also refer to the work of Gigante et al. (2022) who, unlike Abdulaziz and Koller (2022), assume that a planning problem has been preprocessed to use a set-theoretic formulation of propositional planning, with conditions being minimal sets of true propositions.

Durative actions are pairs of snap-actions combined with invariant conditions and scheduling constraints.

Definition 1 (Snap action). A *snap-action* $h \equiv \langle pre(h), adds(h), dels(h) \rangle$ consists of: (i) preconditions: $pre(h)$, (ii) additions: $adds(h)$, and (iii) deletions: $dels(h)$, which are subsets of a set of propositions P .

Definition 2 (Durative action). A *durative action* $a \equiv \langle a_+, a_-, over_all(a), L(a), U(a) \rangle$ consists of: (i) a *start snap action* a_+ , (ii) an *end snap action* a_- , (iii) a set of invariant propositions $over_all(a)$, which must hold while a is active, (iv) a lower bound on a ’s duration, $L(a) := \langle l_a, \triangleleft \rangle$, and (v) an upper bound on a ’s duration, $U(a) := \langle \triangleleft, u_a \rangle$, where $\triangleleft \in \{<, \leq\}$ and $dur_c_sat(a, d)$ is satisfied by a duration $d \in \mathbb{Q}$ if: $L(a) \equiv \langle l_a, \triangleleft \rangle$ and $l_a \triangleleft d$, or $U(a) \equiv \langle \triangleleft, u_a \rangle$

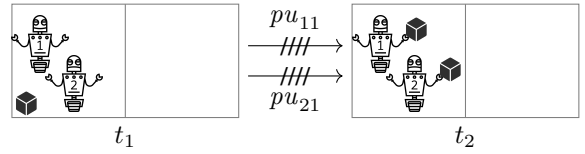


Figure 2: Interfering actions in example 1. Two robots picking up the same block.

and $d \triangleleft u_a$.

Example 1 (Rooms, Robots, Doors, Blocks). We provide an example of a temporal planning problem concerning rooms (denoted as rm), robots (denoted as rb), doors (denoted as d), and blocks (denoted as b).

We refer to propositions in text by treating a descriptive word as a function and objects as arguments in a function call. For example, “robot number 1 is holding block number 1” is $holds(rb_1, b_1)$.

Similarly, we treat actions as functions and use objects as arguments. For example, the action of “robot number 1 picking up the block from within room 1” is: $pick_up(rb_1, b, rm_1) \equiv \langle \langle pres(pu_{11+}), adds(pu_{11+}), dels(pu_{11+}) \rangle, over_all(pu_{11}), \langle pres(pu_{11+}), adds(pu_{11+}), dels(pu_{11+}) \rangle, L(pu_{11}), U(pu_{11}) \rangle \equiv \langle \langle \{idle(rb_1), in(b, rm_1)\}, \emptyset, \{idle(rb_1), in(b, rm_1)\} \rangle, \{in(rb_1, rm_1)\}, \langle \emptyset, \{idle(rb_1), holds(rb_1, b)\} \rangle, \emptyset \rangle, \langle 4, \leq \rangle, \langle \leq, 4 \rangle \rangle$

This resembles PDDL’s syntax with commas and parentheses instead of spaces to separate arguments.

Definition 3 (Propositional state). We refer to a set of relevant propositions that are true in a world at a time as a *state* S . E.g. “door 1 is closed”, “robot 1 is holding block 1”, etc.

Definition 4 (Temporal planning problem). A *temporal planning problem* $\mathcal{P} \equiv \langle P, A, I, G \rangle$ consists of (i) a set of *propositions* P , e.g. $in(rm_1, b_1)$, (ii) a set of *durative actions* A , (iii) an *initial state* of the world $I \subseteq P$, and (iv) a *goal condition* for a *state* to satisfy $G \subseteq P$.

For simplicity, unlike Abdulaziz and Koller (2022), we do not consider actions with arbitrary propositional formulas as preconditions and invariants as well defined. Instead, we only permit simple conjunctions of atoms in preconditions. Formulae in preconditions can be soundly replaced by conjunctions using a standard preprocessing step.

Example 1 (Rooms, Robots, Doors, Blocks (continued)). We identify objects using shorthand notation and indices, and thereby identify some propositions. The set of relevant propositions P in our problem is:

$idle(rb_i)$, $closed(d)$, $open(d)$, $in(rb_i, rm_j)$, $in(b, rm_j)$, $holds(rb_i, b)$, and $connects(d, rm_i, rm_j)$, for $i \in \{1, 2\}$ and $j \in \{1, 2\}$.

The set of actions A is:

$pu_{ij} \equiv pick_up(rb_i, b, rm_j)$,
 $pd_{ij} \equiv put_down(rb_i, b, rm_j)$,
 $od_{ij} \equiv open_door(rb_i, d, rm_j)$,

$cd_{ij} \equiv \text{close_door}(rb_i, d, rm_j)$, and
 $mv_{ijk} \equiv \text{move}(rb_i, d, rm_j, rm_k)$,
for $i \in \{1, 2\}$, $j \in \{1, 2\}$ and $k \in \{1, 2\}$.

The precise conditions and effects are:

$od_{ij} \equiv \langle \langle \{idle(rb_i), closed(d)\}, \emptyset, \{idle(rb_i), closed(d)\} \rangle, \{in(rb_i, rm_j)\}, \langle \emptyset, \{idle(rb_i), open(d)\}, \emptyset \rangle, \langle 3, \leq \rangle, \langle \leq, 3 \rangle \rangle$
 $pd_{ij} \equiv \langle \langle \{idle(rb_i), holds(rb_i, b)\}, \emptyset, \{idle(rb_i), holds(rb_i, b)\} \rangle, \{in(rb_i, rm_j)\}, \langle \emptyset, \{idle(rb_i), in(b, rm_j)\}, \emptyset \rangle, \langle 4, \leq \rangle, \langle \leq, 4 \rangle \rangle$
 $cd_{ij} \equiv \langle \langle \{idle(rb_i), open(d)\}, \emptyset, \{idle(rb_i), open(d)\} \rangle, \{in(rb_i, rm_j)\}, \langle \emptyset, \{idle(rb_i), closed(d)\}, \emptyset \rangle, \langle 3, \leq \rangle, \langle \leq, 3 \rangle \rangle$
 $mv_{ijk} \equiv \langle \langle \{idle(rb_i), in(rb_i, rm_j), connects(d, rm_j, rm_k)\}, \emptyset, \{idle(rb_i), in(rb_i, rm_j)\} \rangle, \{open(d)\}, \langle \emptyset, \{idle(rb_i), in(rb_i, rm_k)\}, \emptyset \rangle, \langle 2, \leq \rangle, \langle \leq, 5 \rangle \rangle$

Definition 5 (Mutex Snap Actions). Two snap actions a and b are mutually exclusive, denoted by $\text{mutex}(a, b)$, if there is an overlap in their preconditions and effects; in other words, if $\text{pres}(a)$ intersects with $\text{adds}(b)$ or $\text{dels}(b)$ or $\text{adds}(a)$ intersects with $\text{dels}(b)$.

If two snap actions a and b are mutually exclusive, then $(S - \text{dels}(b)) \cup \text{adds}(a)$ is not necessarily equivalent to $(S \cup \text{adds}(a)) - \text{dels}(b)$, and $\text{pres}(b) \subseteq S$ does not imply $\text{pres}(b) \subseteq S - \text{dels}(a)$.

Definition 6 (Plan). A plan $\pi \equiv [\langle \alpha_1, t_1, d_1 \rangle, \dots, \langle \alpha_n, t_n, d_n \rangle]$ is a list of plan actions α_i scheduled to start at times t_i for a duration d_i . Unlike durative actions, which are unique, plan actions are not and serve as placeholders for durative actions

Definition 7 (Induced parallel plan). For a plan $\pi \equiv [\langle \alpha_1, t_1, d_1 \rangle, \dots, \langle \alpha_n, t_n, d_n \rangle]$, the induced parallel plan¹ $H(\pi)$ contains exactly all $\langle t_i, (\alpha_i)_+ \rangle$ and $\langle t_i + d_i, (\alpha_i)_- \rangle$, for $1 \leq i \leq n$.

Definition 8 (Happening time point sequence). The happening time point sequence $htps(\pi) \equiv \{t_0, \dots, t_k\}$ is the ordered set of time points present in an induced parallel plan $H(\pi)$: (i) a time point t_i is in $htps(\pi)$ iff $\langle t_i, h \rangle$ is in $H(\pi)$ for some snap action h , and (ii) for any t_i and t_j in $htps(\pi)$, iff $t_i < t_j$ then $i < j$.

From Definitions 7 and 8, we can obtain the sets of all additions and deletions of scheduled snap actions as well as active invariants at a time t . Assume h exists, where $\langle t, h \rangle \in H(\pi)$ holds, then $p \in \text{Adds}(t)$ iff $p \in \text{adds}(h)$, and $p \in \text{Dels}(t)$ iff $p \in \text{dels}(h)$. Moreover $p \in \text{Invs}(t)$ iff there exist a, t' , and d , where $\langle a, t', d \rangle \in \pi$ where $p \in \text{over_all}(a)$ and $t' < t \leq t' + d$

Definition 9 (Valid state sequence). A state sequence $[M_0, \dots, M_{m+1}]$ is an ordered sequence of states (see definition 3). The intuition is that each entry M_i represents the world at a time t_i . A state sequence is valid w.r.t. a plan π if for all i when $t_i \in htps(\pi)$: (i) M_i satisfies the conditions of every snap action h at t_i : if $\langle t_i, h \rangle \in H(\pi)$ then $\text{pre}(h) \subseteq M_i$, (ii) the subsequent state

M_{i+1} is M_i updated by the effects of all snap actions at t_i : $M_{i+1} = (M_i - \text{Dels}(t_i)) \cup \text{Adds}(t_i)$, and (iii) active invariants are satisfied by the state: $\text{Invs}(t_i) \subseteq M_i$.

Definition 10 (0- and ϵ -separation). This specifies the minimum time separation between two mutually exclusive (see Definition 5) snap actions a and b , when scheduled in the induced parallel plan $H(\pi)$. If $\langle s, a \rangle \in H(\pi)$, $\langle t, b \rangle \in H(\pi)$, $a \neq b$, and $\text{mutex}(a, b)$ are satisfied, then the separation $|t - s|$ must satisfy a constraint. In the case of 0-separation ($0 < |t - s|$) and in the case of ϵ -separation ($0 < \epsilon \leq |t - s|$) for a fixed ϵ . The latter is the same as the former when $\epsilon = 0$.

Definition 11 (Valid plan). A plan π is valid $\text{valid}(\pi)$ w.r.t. a planning problem $\mathcal{P} \equiv \langle P, A, I, G \rangle$ if: (i) there exists a valid state sequence M_0, \dots, M_m for π such that, (ii) $M_0 \equiv I$, (iii) $G \subseteq M_m$, (iv) $\text{dur_c_sat}(a, d)$ for all $\langle a, t, d \rangle \in \pi$ (see definition 2), (v) $0 \leq d_i$, and (vi) mutex constraints are satisfied according to Definition 10.

Definition 12 (No self overlap). $\text{no_self_overlap}(\pi)$ holds when for all distinct $\langle \alpha_i, t_i, d_i \rangle \in \pi$ and $\langle \alpha_j, t_j, d_j \rangle \in \pi$, if there is an overlap ($t_i \leq t_j \leq t_i + d_i$) in the closed intervals $(t_i, t_i + d_i)$ and $(t_j, t_j + d_j)$, then α_i is not equal to α_j . I.e., they do not refer to the same action a_k .

The mutex condition Definition 5 is necessary, because multiple actions simultaneously modifying and accessing a proposition p can lead to unintuitive effects, such as two robots holding a single block, as illustrated in Figure 2.

Gigante et al. (2022) proves that permission of arbitrary self-overlap leads to undecidability of planning problem. It would remove the guarantee for the termination of any algorithm that decides whether a plan exists and, therefore, not allow us to provide as strong guarantees of correctness as we do with our approach.

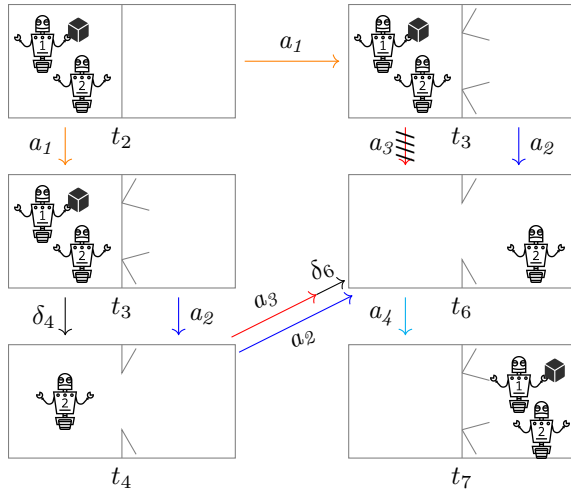
Now that we have defined the conditions for plan validity, we can return to Example 1 and fig. 3 to illustrate parts of a plan that would invalidate it and those that would not according to Definition 5

Example 1 (Rooms, Robots, Doors, Blocks (continued)). Continuing our example, we assign an index i to some actions to uniquely identify them:

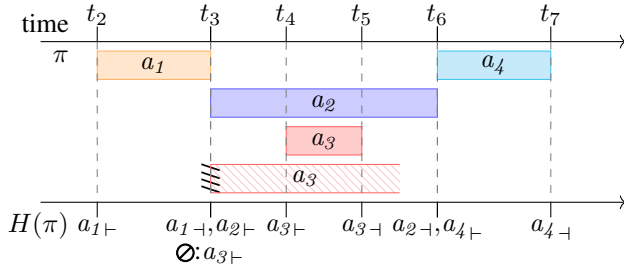
$a_1 \equiv od_{21} \equiv \text{open_door}(rb_2, d, rm_1)$,
 $a_2 \equiv mv_{112} \equiv \text{move}(rb_1, rm_1, rm_2, d)$,
 $a_3 \equiv mv_{212} \equiv \text{move}(rb_2, rm_1, rm_2, d)$, and
 $a_4 \equiv cd_{22} \equiv \text{close_door}(rb_2, d, rm_2)$.

The top right state in Figure 3a characterises the instant in which a_1 ends. Because a_{1-} has not been applied, neither $\text{open}(d)$ nor $\text{closed}(d)$ is satisfied. a_3 cannot start executing when a_1 ends, because a_{1-} adds $\text{idle}(rb_2)$ while a_{3+} deletes $\text{idle}(rb_2)$, which is invalid according to Definition 5. This invalidates any immediate application of a_{3+} to the top right state labelled t_3 to eventually obtain the state at t_6 . A valid alternative is shown in the left of Figure 3a. A delay of $\delta_4 \equiv t_4 - t_3$ must separate a_{1-} from a_{3+} , which can be seen in the transition from t_3 to t_4 in the left. Similarly, a delay of $\delta_6 \equiv t_6 - t_5$ must separate the end of a_3 from the start of a_4 . On the other hand, since a_2 checks $\text{open}(d)$ in $\text{over_all}(a_2)$ but neither in a_{2+} nor a_{2-} 's precondition, a_2 's execution can be started at t_3 and ended at t_6 .

¹Gigante et al. (2022) use the term "set of timed snap actions"



(a) Partial state space with transitions representing executions of durative actions a and time delays δ . A forbidden transition according to Definition 5 representing the start of a_3 is shown at t_3 in the top right.



(b) Timeline illustrating valid and invalid schedules for actions.

Figure 3: Parts of candidate plans for Example 1.

Timed Automata We now expose the formalism of timed automata, which is the target of the reduction we present and verify here. We present a simplified version derived from and compatible with a formalisation by Wimmer (2016) in Isabelle/HOL as this is the target of the reduction we verify. This version of timed automata semantics, which Wimmer (2016) derived from the work of Larsen, Pettersson, and Yi (1997), has explicit semantics for variable assignments and concerns networks of timed automata, as opposed to the standard formulation, which concerns individual automata (Alur and Dill 1994).

Definition 13 (Clock constraint). A *clock constraint* δ_x is defined w.r.t. a clock variable x and a constant $d \in \mathbb{Q}$ to be $\delta_x := x \bowtie d$, where $\bowtie \in \{<, \leq, =, \geq, >\}$.

Definition 14 (Clock valuation). A *clock valuation* \underline{c} is a function, which assigns a time $t \in \mathbb{Q}$ to clocks $x \in \mathcal{X}$: e.g., $c(x) = t$. A valuation \underline{c} satisfies a set of clock constraints \underline{g} if each constraint $\delta_x \in \underline{g}$ is satisfied by \underline{c} . This can be deduced by evaluating all clock constraints in \underline{g} according to the rule: $ccval(c, x \bowtie d)$ if $c(x) \bowtie d$. We denote the satisfaction of a set of constraints as: $c \models_c \underline{g}$.

Definition 15 (Boolean expression). An *expression* is value

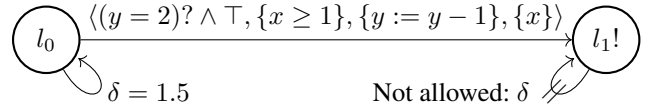


Figure 4: A timed automaton with named locations. The action transition checks the condition $(y = 2)? \wedge \top$ and the guard $\{x \geq 1\}$, applies the update $\{y := y - 1\}$, and resets $\{x\}$.

denoted by recursive application of operators to other expressions, constants, and variables. A well-formed arithmetic expression e is constructed from variables $x \in \mathcal{V}$ and constants $d \in \mathbb{Q}$ using the following rules $e := x \mid d \mid e \circ e$, where $\circ \in \{+, -, \times, /\}$. A well-formed Boolean expression b obeys the following rules $b := e \bowtie e \mid b \wedge b \mid \perp$, where $\bowtie \in \{<, \leq, =, \geq, >\}$. The sets of well-formed arithmetic and Boolean expressions given a set of numeric variables \mathcal{V} are denoted as $\mathcal{E}(\mathcal{V})$ and $\mathcal{B}(\mathcal{V})$ respectively.

Definition 16 (Variable assignment). A *variable assignment* \underline{v} is a function, which assigns integer values \underline{n} to variables \underline{z} : e.g. $v(z) := n$. Arithmetic expressions \underline{e} and \underline{f} , and Boolean expressions \underline{x} and \underline{y} are evaluated using a variable assignment v : $eval(v, x) := v(x)$, $eval(v, d) := d$, $eval(v, e \circ f) := eval(v, e) \circ eval(v, f)$, $bval(v, e \bowtie f) := eval(v, e) \bowtie eval(v, f)$, $bval(v, x \wedge y) := bval(v, x) \wedge bval(v, y)$, and $bval(v, \perp) := \perp$.

Definition 17 (Variable and clock updates). An *update* for a variable $z \in \mathcal{V}$ is a pair $\langle z, e \rangle$ (also denoted as $z := e$), where $e \in \mathcal{E}(\mathcal{V})$. A clock $x \in \mathcal{X}$ can only be updated by resetting its value to 0. We denote single resets as $x := 0$. A set of clocks to be reset is denoted as $r \subseteq \mathcal{X}$ and a set of variable updates as $u \subseteq \mathcal{V} \times \mathcal{E}(\mathcal{V})$.

Definition 18 (Timed Transition Relation). A *timed transition relation*² $\Delta \subseteq \mathcal{L} \times \mathcal{B}(\mathcal{V}) \times \mathcal{C}(\mathcal{X}) \times 2^{\mathcal{V} \times \mathcal{E}(\mathcal{V})} \times 2^{\mathcal{X}} \times \mathcal{L}$ contains *transitions* $t \equiv \langle l, b, g, u, r, l' \rangle$ consisting of (i) an outgoing location l , (ii) a condition b , (iii) a guard g , (iv) a set of updates u , (v) a set of resets r , and (vi) an incoming location l' . When the locations are clear from the context, we omit the locations when describing transitions $t \in \Delta$. For example, $t \equiv \langle l, b, g, u, r, l' \rangle \simeq \langle b, g, u, r \rangle$. We also combine conditions with guards and updates with resets in diagrams. E.g., $\langle b, g, u, r \rangle \simeq \langle b \cup g, u \cup r \rangle$.

Definition 19 (Timed Automaton). A *timed automaton* $\mathcal{T} = \langle \mathcal{L}, l_I, \mathcal{X}, \mathcal{V}, \Delta \rangle$ is a tuple consisting of: (i) a set of locations: \mathcal{L} , (ii) an initial location: $l_I \in \mathcal{L}$, (iii) a set of clock variables: \mathcal{X} , (iv) a set of integer variables: \mathcal{V} , and (v) a transition relation: Δ (Definition 18).

Figure 4 shows example transitions in a timed automaton.

Definition 20 (Network of Timed Automata). A *network of timed automata*³ \mathcal{A} is a list of timed automata, e.g., $\langle \mathcal{A}_0, \dots, \mathcal{A}_n \rangle$, which share variables and clocks: $\mathcal{A}_i = \langle \mathcal{L}_i, l_{I_i}, \mathcal{X}_i, \mathcal{V}_i, \Delta_i \rangle$ for all $0 \leq i \leq n$

² 2^S denotes the powerset (set of all subsets) of a set S .

³Heinz et al. (2019) use the term *System*

Definition 21 (Configuration). A *configuration* $\langle L, v, c \rangle$ of a network of timed automata \mathcal{A} is characterised as follows: (i) $L = \langle l_0, \dots, l_n \rangle$ is an ordered list with the same length as \mathcal{A} , where each l_i records the current location of \mathcal{A}_i , (ii) v is an assignment to variables $v \in \mathcal{V}$ (see Definition 16), and (iii) c is a clock valuation for clocks $x \in \mathcal{X}$ (see Definition 14). Moreover, we denote an initial configuration as: $\langle L_I, v_I, c_I \rangle$.

Definition 22 (Urgency). Every automaton \mathcal{A}_i is assigned a set of *urgent* locations: $urg_i \subseteq \mathcal{L}_i$. Intuitively, when a *configuration* contains an urgent location, the network cannot make a transition that represents the passage of time. We mark urgent locations in diagrams with exclamation marks: e.g. "loc₁!".

Definition 23 (Network of Timed Automata Transitions). The transition relation between *configurations* is characterised by two kinds of transitions:

- *Delay*: $\langle L, v, c \rangle \xrightarrow{\delta} \langle L, v, c' \rangle$. This transition represents the passage of a time period δ by updating c to c' , where $\delta \geq 0$.
- *Internal*: $\langle L, v, c \rangle \xrightarrow{t} \langle L', v', c' \rangle$ is an update of the location of a single automaton \mathcal{A}_i in the network according to a transition $t \equiv \langle l, b, g, u, r, l' \rangle$ in \mathcal{A}_i 's transition relation Δ_i .

The conditions and updates for a *delay* transition are:

- Condition: No locations l_j in L are *urgent*. *Urgent* locations prevent time delays. See definition 22.
- Update: $c'(x) = c(x) + \delta$ for all clocks $x \in \mathcal{X}$. We abbreviate this as $c' = c \oplus \delta$.

The conditions and updates for an *internal* transition from $\langle L, v, c \rangle$ to $\langle L', v', c' \rangle$ obtained from $t \equiv \langle l, b, g, u, r, l' \rangle$:

- Conditions: (i) The location l_i of automaton \mathcal{A}_i matches l , (ii) the condition on variables is satisfied ($v \models b$), and (iii) the guard is satisfied ($c \models_c g$).
- Updates: (i) Only l_i is replaced with l' in $L \equiv \langle l_0, \dots, l_i, \dots, l_n \rangle$ to obtain $L' \equiv \langle l'_0, \dots, l'_i, \dots, l'_n \rangle$, (ii) the variable assignment is updated simultaneously for each update $\langle z, e \rangle \in u$ by evaluating e using v and replacing the value of $v(z)$ with the result⁴, and (iii) every clock $x \in r$ is reset. Specifically, (i) if $j = i$ then $l'_j = l'$ else $l'_j = l_j$, (ii) if $\langle a, e \rangle \in u$ then $v'(a) = eval(v, e)$ else $v'(a) = v(a)$, and (iii) if $x \in r$ then $c'(x) = 0$ else $c'(x) = c(x)$.

Transitions of an unspecified kind are denoted as $\langle L, v, c \rangle \rightarrow \langle L', v', c' \rangle$ and repeated application, i.e., the transitive closure, of the \rightarrow relation is denoted as $\langle L, v, c \rangle \rightarrow^* \langle L'', v'', c'' \rangle$. This is possible if $\langle L, v, c \rangle = \langle L', v', c' \rangle$ or $\langle L, v, c \rangle \rightarrow^* \langle L', v', c' \rangle \rightarrow \langle L'', v'', c'' \rangle$, for some $\langle L', v', c' \rangle$.

Definition 24 (Run). A *run* consists of valid alternating \rightarrow_t and \rightarrow_δ transitions.⁵ A finite run is modeled by Wimmer (2016) as an inductive list of configurations $cfs = [\langle L_0, v_0, c_0 \rangle, \dots, \langle L_m, v_m, c_m \rangle]$. cfs satisfies the conditions to be a run ($run(cfs)$) if:

⁴Only one update per variable and transition is allowed.

⁵ $\delta \equiv 0$ is permitted.

- For each $0 \leq k < m$ there exists a c'_k , s.t. $\langle L_k, v_k, c_k \rangle \xrightarrow{\delta} \langle L_k, v_k, c'_k \rangle \xrightarrow{t} \langle L_{k+1}, v_{k+1}, c_{k+1} \rangle$

When not otherwise specified, we use the term *run* to refer to finite runs.

Model checkers for timed automata can check that properties expressed as Timed Computation Tree Logic (TCTL) formulas hold for a network of timed automata. We consider the formula $EF\phi$, where ϕ is a predicate asserted on the remaining run. It holds if a run exists that reaches a configuration from which the remaining run satisfies the property ϕ .

Isabelle and Higher-Order Logic Isabelle/HOL (Nipkow, Paulson, and Wenzel 2002) is an interactive theorem prover (ITP) for the development and checking of natural deduction proofs in Higher-Order Logic (HOL). Isabelle combines automated proof checking with an environment for interactive proof development. Statements to be proven can be declared and deconstructed into constituent parts. The ITP attempts to search for proofs from given facts with the aid of automated theorem provers.

A locale (Ballarin 2014) binds parameters and adds assumptions. Results can be proven within a locale at an abstract level. If the assumptions are proven to hold with respect to constants or variables, these can be passed as arguments to the locale and the results in the locale apply to these arguments and can be reused later. We use a locale from the formalisation in Wimmer and von Mutius (2020) for concrete semantics for networks of timed automata. For the semantics of temporal planning, we define a locale.

3 Encoding

This section describes a reduction of temporal planning problems to timed automata inspired by the work of Heinz et al. (2019). Their work is based on that of Bogomolov et al. (2014).

In addition to providing formal correctness guarantees, our proof relaxes some conditions to support more general notions of plan validity. Bogomolov et al. (2014); Heinz et al. (2019) prevent more than one action from starting or ending within an ϵ interval using a global lock automaton, and thereby enforce mutex constraints (Definition 5). We instead use clock constraints like Gigante et al. (2022) instead of a global lock automaton and thereby allow concurrent snap action execution. As a result, some transitions must query the value of a number of clocks, which scales linearly with the number of actions. Our approach thus proves a more general notion of unsolvability.

Like Dierks, Behrmann, and Larsen's (2002), our work is a static translation. We support fewer features of PDDL. The features, which we support, closely correspond to a subset of those supported by a verified plan validator (Abdulaziz and Koller 2022) and we conjecture this equivalence (and will formally prove it in the future to complete the executable certificate checker).

Definition 25 (Integer variables). We use the following integer variables \mathcal{V} :

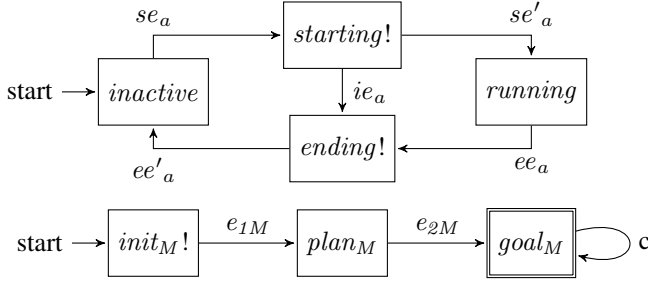


Figure 5: An automaton for an action \mathcal{A}_a from Heinz et al. (2019) and the main automaton \mathcal{A}_M . The network of timed automata to encode a planning problem contains a copy of \mathcal{A}_a for each action a in the problem.

- (i) vp_p (binary variable) for every proposition $p \in P$, which records p 's truth value encoded as 0 or 1
- (ii) lp_p (lock counter) for every proposition $p \in P$, which records the number of active actions. that require p to be satisfied as invariant.
- (iii) aa records the total number of active actions.
- (iv) ps (planning state) records one of: 0 (not started), 1 (planning), 2 (done)

The binary variables (Definition 25 (i)) can encode states in the state-sequence (see Definition 9). The locks (Definition 25 (ii)) prevent action executions that violate invariants of plan actions.

Definition 26 (Clocks). We assign two clocks per action a :

- ca_+ to record the time since a has started (start clock)
- ca_- to record the time since a has ended (end clock)

When the kind (start/end) of a snap action h is unspecified, we use ch to denote one of such clocks.

The clock variables are checked before transitions to ensure a minimum separation between mutually exclusive snap action transitions.

We omit the locations when describing transitions, i.e. $t \simeq \langle b, g, u, r \rangle$. Moreover, as all conditions are conjunctions, we characterise them using sets of their literals.

Definition 27 (Main Automaton). An illustration of this automaton can be seen in Figure 5. The conditions and effects follow.

$$\begin{aligned}
 e_{1M}: & \langle \emptyset, \emptyset, \{(ps := 1)\} \cup \{(vp_p := 1) \mid p \in I\}, \emptyset \rangle \\
 e_{2M}: & \langle \{(aa = 0)?\} \cup \{(vp_p = 1)? \mid p \in G\}, \emptyset, \\
 & \{(ps := 2)\}, \emptyset \rangle \\
 c: & \langle \emptyset, \emptyset, \emptyset, \emptyset \rangle
 \end{aligned}$$

e_{1M} initialises the propositional variables vp_p to encode the initial state I of the planning problem and e_{2M} checks that no action is active and that a goal condition G is satisfied by the propositional variables.

Definition 28 (Action Automata). Figure 5 shows the structure of an automaton \mathcal{A}_a , which encodes an action $a \in A$. First, we characterise a few abbreviations and functions (i) $mutex_guards(b)$ checks clocks to ensure that no scheduled snap actions interfere:

$\bigwedge h \in \text{intf}(b). (0 < ch \wedge \epsilon \leq ch)$, where $\text{intf}(b)$ is the set of all snap actions h in the problem, such that $\text{mutex}(b, h)$ (see Definition 10, Definition 5 and Gigante et al. (2022)), (ii) $\text{sat_dur_bounds}(a)$ is satisfied when $\text{dur_c_sat}(a, c(ca_+))$ is (see Definition 2): i.e. $\{(l_a \triangleleft ca_+)?, (ca_+ \triangleleft u_a)?\}$ where $L(a) \equiv \langle l_a, \triangleleft \rangle$ and $U(a) \equiv \langle \triangleleft, u_a \rangle$, (iii) $\text{prop_effs}(b)$ encode the effects of a snap action b on propositional variables; it is defined as the union of $\{(vp_p := 0) \mid p \in \text{dels}(b) \wedge p \notin \text{adds}(b)\}$ and $\{(vp_p := 1) \mid p \in \text{adds}(b)\}$, (iv) $\text{pre_sat}(b)$ are the preconditions encoded as boolean condition: $\bigwedge p \in \text{pre}(b). (vp_p = 1?)$, and (v) $\text{eff_sat_invs}(b)$ checks that no effect invalidates an active invariant: $\bigwedge p \in \text{dels}(b) - \text{adds}(b). (lp_p = 0?)$. The transitions' relevant conditions and effects are:

- se_a : $\langle \text{pre_sat}(a_+) \wedge \text{eff_sat_invs}(a_+), \text{mutex_guards}(a_+), \text{prop_effs}(a_+) \cup \{(aa := aa + 1)\}, \{ca_+\} \rangle$
- se'_a : $\langle \{(vp_p = 1?) \mid p \in \text{over_all}(a)\}, \emptyset, \{(lp_p := lp_p + 1) \mid p \in \text{over_all}(a)\}, \emptyset \rangle$
- ee_a : $\langle \emptyset, \text{mutex_guards}(a_-) \cup \text{sat_dur_bounds}(a), \{(lp_p := lp_p - 1) \mid p \in \text{over_all}(a)\}, \{ca_-\} \rangle$
- ee'_a : $\langle \text{pre_sat}(a_-) \wedge \text{eff_sat_invs}(a_-), \emptyset, \text{prop_effs}(a_-) \cup \{(aa := aa - 1)\}, \emptyset \rangle$
- ie_a : $\langle \emptyset, \text{mutex_guards}(a_-) \cup \text{sat_dur_bounds}(a), \emptyset, \{ca_-\} \rangle$

Moreover, every transition is conditioned on $(ps = 1)$, which ensures that no automaton \mathcal{A}_a starts a simulated execution of an action $a \in A$ before $(ps := 1)$ has been applied and all variables have been initialised by e_{1M} , and prevents further changes once G prevents further action execution by setting ps to 2.

The defining features of the encoding in Definition 28 for an action a are the encoding of the conditions of a_+ and a_- into a location and two transitions each, and—most importantly—the addition of the ie_a transition to generalise the reduction to permit the scheduling of instantaneous snap actions. The urgency of $\text{starting}_a!$ and $\text{ending}_a!$ ensures that all transitions simulate the execution of a snap action occur in the same instant.

Encoding a snap action as two transitions is necessary to capture the semantics of $\text{over_all}(b)$ conditions in a valid state sequence (see Definition 9). Every update of the form $(vp_p := 0)$ in an ee'_c or se_c edge is accompanied by a $(lp_p = 0)$ check. This check sometimes requires lp_p for some $p \in P$ to be decremented by some ee_b for which $p \in \text{over_all}(b)$. In other instances se'_b can only increment lp_p after the $lp_p = 0?$ check has occurred in some se_c or ee'_c .

By relaxing the restriction in Definition 11 from $0 < d$ to $0 \leq d$ and adding ie , we use a more general characterization of durative actions to encode instantaneous snap actions. The ie_a transition can only be valid for an action $a \in A$ with a lower duration bound of $L(a) \equiv \langle 0, \leq \rangle$, because starting_a is urgent and any transition to starting_a resets the corresponding ca_+ to 0.

Definition 29 (Network for a planning problem). We assume that all N actions in a planning problem (Definition 4) are uniquely identifiable as some a_i , where i is an index and $1 \leq i \leq N$. This also determines the order of the automata in the network (Definition 20). The 0^{th} automaton is the main automaton. The network is therefore $[\mathcal{A}_M, \mathcal{A}_{a_1}, \dots, \mathcal{A}_{a_N}]$.

Definition 30 (Initial configuration). The initial configuration $\langle L_I, v_I, c_I \rangle$ is characterised as follows. The initial locations are $L_I := [\text{init}_M, \text{inactive}_{a_1}, \dots, \text{inactive}_{a_N}]$. These locations are marked with arrows in Figure 5. The main automaton starts at init_M and the automaton for every a_i , where $1 \leq i \leq N$, starts at inactive_{a_i} . The variable assignment and clock valuation are initialised to satisfy $v_I(z) = 0$ for any variable $z \in \mathcal{V}$ and $c_I(x) = 0$ for any clock $x \in \mathcal{X}$.

Definition 31 (Acceptance condition). See Figure 5. The acceptance condition for this network is the reachability of a configuration in which \mathcal{A}_M is in the goal_M location, i.e., $\mathcal{A} \models EF(\text{loc}(\mathcal{A}_M) = \text{goal}_M)$. This is satisfied if a valid run cfigs exists, that contains a valuation $\langle L_G, v_G, c_G \rangle$ and $L_G \equiv [\text{goal}_M, \dots]$.

4 Correctness

Our main contribution is a formally verified proof that the existence of a plan is sufficient to demonstrate the existence of a valid run in the encoding of temporal planning as timed automata in Section 3. Heinz et al. (2019) and Bogomolov et al. (2014) made informal arguments. A proof that is verified and mechanically checked in Isabelle is as trustworthy as Isabelle’s kernel. This provides strong guarantees for our encoding.

This is an initial step towards certification of non-existence of plans using the verified certificate checker by Wimmer and von Mutius (2020), which can validate certificates of unreachability produced by unverified timed automata model checkers.

We construct a run which simulates the remainder of an induced parallel plan (see Definition 7). Then we combine this with a run beginning at the initial configuration $\langle L_I, v_I, c_I \rangle$ and append a final transition into an accepting state $\langle L_G, v_G, c_G \rangle$.

We first define a characterisation of the conditions under which each part of such a run can be created.

Definition 32 (Encoded active state). $\text{running_at}(a, t_i, \triangleleft)$ encodes whether an action a is running just after a time point t_i : $\text{running_at}(a, t_i, \triangleleft)$ is true iff there exist s and d s.t. $\langle a, s, d \rangle \in \pi$ and $s \triangleleft t_i$ and $\neg(s + d \triangleleft t_i)$. $\text{running_after}(a, t_i)$ is $\text{running_at}(a, t_i, \leq)$ and $\text{running_before}(a, t_i)$ is $\text{running_at}(a, t_i, <)$.

Definition 33 (Encoded active time). $\text{time_since_at}(h, t_i, \triangleleft)$ is the time between t_i and the last time a snap action h has been applied, including t_i : $\text{time_since_at}(h, t_i, \triangleleft)$ is $t_i - s$, where s is the greatest time point to which $\langle s, h \rangle \in H(\pi)$ and $s \triangleleft t_i$ apply. If no such time exists, then $\text{time_since_at}(h, t_i, \triangleleft)$ evaluates to $t_i + d$, where d is arbitrary and $0 < d$. $\text{time_since_after}(h, t_i)$

is $\text{time_since_at}(h, t_i, \leq)$ and $\text{time_since_before}(h, t_i)$ is $\text{time_since_at}(h, t_i, <)$.

Definition 34 (Encoded states).

$\text{encodes_after}(\langle L_I, v_I, c_I \rangle, i, \langle L_i, v_i, c_i \rangle)$ encodes the state of a planning problem using definitions 32 and 33. When a happening time point sequence (Definition 8) is not empty, $\text{encodes_after}(\langle L_I, v_I, c_I \rangle, i, \langle L_i, v_i, c_i \rangle)$ is satisfied if: (1) For any action $a_j \in A$: (1a) L_i records the location l_j of \mathcal{A}_{a_j} as inactive_{a_j} if $\neg \text{running_after}(a_j, t_i)$, (1b) L_i records the location l_j as running_{a_j} if $\text{running_after}(a_j, t_i)$; and (1c) $c_i(x)$ evaluates to $\text{time_since_after}(x, t_i)$ for all $x = \text{ca}_{j+}$ or $x = \text{ca}_{j-}$. (2) For any proposition $p \in P$: (2a) $v_i(vp_p)$ evaluates to 1 if $p \in M_{i+1}$ and 0 if $p_k \notin M_{i+1}$, and (2b) $v_i(lp_p)$ evaluates to $|\{a \mid p \in \text{over_all}(a) \wedge \text{running_after}(a, t_i)\}|$.

When a happening time point sequence is empty, no time point t_i exists and, hence, we cannot refer to any t_i in the definition of $\text{encodes_after}(\langle L_I, v_I, c_I \rangle, i, \langle L_i, v_i, c_i \rangle)$. Instead, we define $\text{encodes_after}(\langle L_I, v_I, c_I \rangle, i, \langle L_i, v_i, c_i \rangle)$ to hold for any i if the following hold: (1) For any action $a_j \in A$: (1a) L_i records l_j as inactive_{a_j} , and (1b) $0 < c_i(\text{ca}_{j+})$ and $0 < c_i(\text{ca}_{j-})$. (2) For any proposition $p \in P$: (2a) $v_i(vp_p)$ evaluates to 1 if $p \in I$ and 0 if $p \notin I$, and (2b) $v_i(lp_p)$ evaluates to 0.

From $\text{encodes_after}(\langle L_I, v_I, c_I \rangle, i, \langle L, v, c \rangle)$ we derive $\text{encodes_before}(\langle L_I, v_I, c_I \rangle, i, \langle L, v, c \rangle)$ by substituting i for $i + 1$, $\text{running_before}(a, t_i)$ for $\text{running_after}(a, t_i)$, and $\text{time_since_before}(h, t_i)$ for $\text{time_since_after}(h, t_i)$.

We now construct a run $[\langle L_{i;0}, v_{i;0}, c_{i;0} \rangle, \dots, \langle L_{i;l_i}, v_{i;l_i}, c_{i;l_i} \rangle]$ for every happening time point t_i , which satisfies $\text{encodes_before}(\langle L_I, v_I, c_I \rangle, i, \langle L_{i;0}, v_{i;0}, c_{i;0} \rangle)$ and $\text{encodes_after}(\langle L_I, v_I, c_I \rangle, i, \langle L_{i;l_i}, v_{i;l_i}, c_{i;l_i} \rangle)$, where l_i indicates the length of the run.

Furthermore, if $0 < i$, then applying a delay of $\delta_i = t_i - t_{i-1}$ to $\langle L_{i-1;l_{i-1}}, v_{i-1;l_{i-1}}, c_{i-1;l_{i-1}} \rangle$ creates $\langle L'_{i-1;l_{i-1}}, v'_{i-1;l_{i-1}}, c'_{i-1;l_{i-1}} \rangle$, which is equivalent to $\langle L_{i;0}, v_{i;0}, c_{i;0} \rangle$ according to the conditions in Definition 34. E.g., $\langle L_{i-1;l_{i-1}}, v_{i-1;l_{i-1}}, c_{i-1;l_{i-1}} \rangle \xrightarrow{\delta_i} \langle L_{i;0}, v_{i;0}, c_{i;0} \rangle$.

Before we get to the proof, we return to Example 1, to informally illustrate our argument for the order of applied transitions.

Example 1 (Rooms, Robots, Doors, Blocks (continued)). In Figure 6 we see an example of a few transitions’ conditions and effects in automata for actions from Figure 3. We can see that some transitions to simulate snap action executions at a time point must occur in a certain order. ee'_{a_1} sets $vp_{\text{open}(d)}$ to 1 at t_2 and $vp_{\text{open}(d)}$ must equal 1 before se'_{a_2} can be taken. Since se'_{a_2} has incremented $lp_{\text{open}(d)}$ by 1 it must be decremented by ee_{a_2} before se_{a_4} can be taken at t_6 .

Lemma 1. Given a configuration $\text{encodes_after}(\langle L_I, v_I, c_I \rangle, 0, \langle L_0, v_0, c_0 \rangle)$, it is possible to prove the existence of a configuration $\langle L_k, v_k, c_k \rangle$ and a run $[\langle L_0, v_0, c_0 \rangle, \dots, \langle L_k, v_k, c_k \rangle]$, such that $\text{run}([\langle L_0, v_0, c_0 \rangle, \dots, \langle L_k, v_k, c_k \rangle])$ and $\text{encodes_after}(\langle L_I, v_I, c_I \rangle, k, \langle L_k, v_k, c_k \rangle)$ are satisfied, where k is than or equal to the length of $\text{htps}(\pi)$.

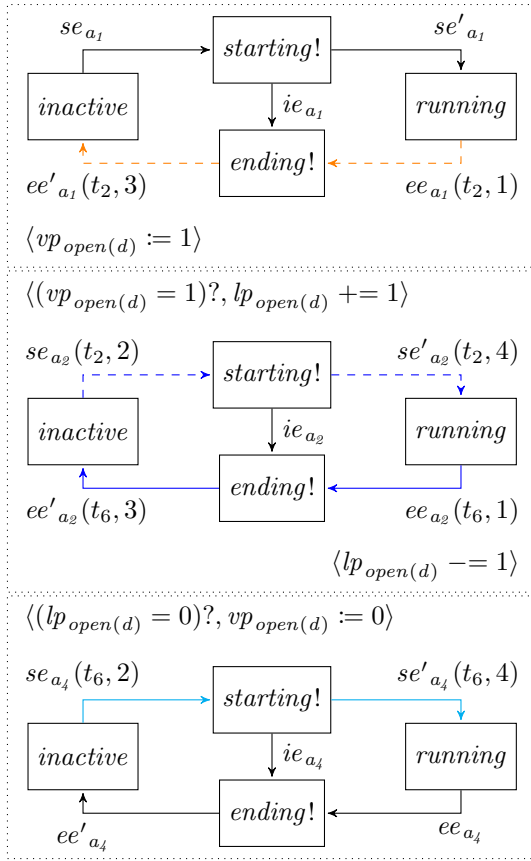


Figure 6: Examples of automata for actions from Figure 3. Dashed edges are applied to simulate t_2 (---) and solid ones to simulate t_6 (—). The order is indicated w.r.t. each time point.

Proof (by induction on k as natural number).

Base case: $k = 0$.

Since a single configuration is a run, we obtain the fact: $run([\langle L_0, v_0, c_0 \rangle])$. From the assumption $encodes_after(\langle L_I, v_I, c_I \rangle, 0, \langle L_0, v_0, c_0 \rangle)$ and Definition 34 we trivially deduce $encodes_after(\langle L_I, v_I, c_I \rangle, 0, \langle L_0, v_0, c_0 \rangle)$, which completes this case.

Inductive case: $k = i + 1$ for an arbitrary i .

We can assume the existence of some i and $\langle L_i, v_i, c_i \rangle$, which satisfy $encodes_after(\langle L_I, v_I, c_I \rangle, i, \langle L_i, v_i, c_i \rangle)$ and $run([\langle L_I, v_I, c_I \rangle, \dots, \langle L_i, v_i, c_i \rangle])$ from the inductive hypothesis.

We can prove that $\langle L'_i, v'_i, c'_i \rangle$ exists, where $encodes_before(\langle L_I, v_I, c_I \rangle, i + 1, \langle L'_i, v'_i, c'_i \rangle)$ and $\langle L_i, v_i, c_i \rangle \xrightarrow{\delta_{i+1}} \langle L'_i, v'_i, c'_i \rangle$ where $\delta_n = t_n - t_{n-1}$. This is because t_{i+1} is the immediate successor time point of t_i according to Definition 8, and, therefore, only the durations recorded by c_i must be incremented to satisfy $encodes_before$. The properties encoded by v and L refer to propositions and states of actions, which can only change at happening time points, of which there are none between t_i and t_{i+1} .

Hence, we know of the existence of some $\langle L'_i, v'_i, c'_i \rangle$ that satisfies $encodes_before(\langle L_I, v_I, c_I \rangle, i + 1, \langle L'_i, v'_i, c'_i \rangle)$. From Definition 11, we can deduce that this permits the network to simulate the execution of all snap actions at t_{i+1} in at least one order.

An action can either be scheduled to *start* at t_{i+1} , *end*, or both. Due to the no self-overlap condition (definition 12), if an action is scheduled to start and end, it must be scheduled with a duration of 0, i.e. be *instantaneous*.

All automata \mathcal{A}_a for all *ending* actions a must transition from *running_a* to *ending_a*. This can decrement some lp_p for $p \in over_all(a)$ to 0. This then permits ee'_b and se_b transitions to be taken without violating some $(lp_p = 0)?$ conditions, if b_+ and b_- are scheduled at t_{i+1} in $H(\pi)$.

Automata for *instantaneous* actions a cannot not take their se'_a and se'_a transitions at all, skipping them by taking ie_a transition. se'_a 's guard, which checks $v(vp_p) = 1$ for $p \in over_all(a)$, is not guaranteed to be satisfied, because *over_all* conditions are not active in the instants an action starts or ends.

All *instantaneous* actions a must take se_a , ie_a , and ee'_a transitions.

Then all *starting* snap actions' automata must take their se_a and all *ending* snap actions' automata must take their ee'_a transitions. This applies their effects.

Finally, any automaton \mathcal{A}_a for a *starting* snap action a_+ can take its se'_a transition to lock the invariants *over_all*(a) by incrementing lp_p for all $p \in over_all(a)$.

Transitions in this order is possible and leads to a configuration satisfying $encodes_after(\langle L_I, v_I, c_I \rangle, i + 1, \langle L_{i+1}, v_{i+1}, c_{i+1} \rangle)$ because: (i) no mutex constraints (see Definition 5) in transitions' guards are violated, due to non-interference of snap actions in a valid plan (see Definition 10), (ii) the precondition on vp_p where $p \in pres(h)$ of every snap action h scheduled at t_i is satisfied by every intermediate v' in this part of the run, because any precondition $pres(h)$ of a scheduled snap action h is already satisfied by M_i (see Definition 9) and mutex constraints (see Definition 5) ensure that neither *adds*(g) nor *dels*(g) include any p in $pres(h)$ if g and h are scheduled at t_i , (iii) no ca_+ or ca_- clock that is reset by any transition interferes with any other transition's guard, because no mutually exclusive snap actions can be scheduled at t_i (see Definitions 10 and 11), and (iv) duration constraints are satisfied ($dur_c_sat(a, ca_-)$) for all *ending* snap actions. This is illustrated in Figure 6.

This completes this part of the run and lets us obtain $\langle L_{i+1}, v_{i+1}, c_{i+1} \rangle$, where $encodes_after(\langle L_I, v_I, c_I \rangle, i + 1, \langle L_{i+1}, v_{i+1}, c_{i+1} \rangle)$ and $run([\langle L'_i, v'_i, c'_i \rangle, \dots, \langle L_{i+1}, v_{i+1}, c_{i+1} \rangle])$. Furthermore, with $\langle L_i, v_i, c_i \rangle \xrightarrow{\delta_{i+1}} \langle L'_i, v'_i, c'_i \rangle$ we deduce $run([\langle L_i, v_i, c_i \rangle, \dots, \langle L_{i+1}, v_{i+1}, c_{i+1} \rangle])$. From the induction hypothesis we obtain the facts $run([\langle L_0, v_0, c_0 \rangle, \dots, \langle L_i, v_i, c_i \rangle])$. By combining these two runs we obtain the fact $run([\langle L_i, v_i, c_i \rangle, \dots, \langle L_{i+1}, v_{i+1}, c_{i+1} \rangle])$, which completes the proof with $encodes_after(\langle L_I, v_I, c_I \rangle, i + 1, \langle L_{i+1}, v_{i+1}, c_{i+1} \rangle)$. \square

From a configuration $\langle L_I, v_I, c_I \rangle$, which encodes the ini-

tial state I of the planning problem at t_0 , it is possible to reach a configuration $\langle L_k, v_k, c_k \rangle$, which encodes the state of the world after the final happening time point t_k of the plan. To prove this, we can use Lemma 1. To use Lemma 1, we need a $\langle L_0, v_0, c_0 \rangle$, which encodes the state of the planning problem after t_0 . This $\langle L_0, v_0, c_0 \rangle$ can be reached from $\langle L_I, v_I, c_I \rangle$, which we prove now.

Lemma 2. *There exists a finite run $[\langle L_I, v_I, c_I \rangle, \dots, \langle L_0, v_0, c_0 \rangle]$ from the initial configuration $\langle L_I, v_I, c_I \rangle$ to some configuration $\langle L_0, v_0, c_0 \rangle$, which satisfies $\text{encodes_after}(\langle L_I, v_I, c_I \rangle, 0, \langle L_0, v_0, c_0 \rangle)$.*

Proof (by cases on the size of $\text{htps}(\pi)$).

The transition $\langle L_I, v_I, c_I \rangle \xrightarrow{e_{IM}} \langle L'_I, v'_I, c'_I \rangle$ is possible for some $\langle L'_I, v'_I, c'_I \rangle$. L'_I and v'_I satisfy the conditions in $\text{encodes_before}(\langle L_I, v_I, c_I \rangle, 0, \langle L'_I, v'_I, c'_I \rangle)$ in Definition 34, because no action is active before t_0 and all $v(vp_p)$ for $p \in P$ encode the propositional state I .

Since no snap actions has been scheduled before t_0 , for all $c_I(ch)$ to satisfy $\text{time_since_before}(h, t_0)$, the values need to be incremented by an arbitrary constant δ_0 where $0 < \delta_0$. This is achievable using a $\langle L'_I, v'_I, c'_I \rangle \xrightarrow{\delta_0} \langle L'_I, v'_I, c'_I \rangle$ transition.

Therefore, there exists a configuration $\langle L', v', c' \rangle$ such that $\text{run}([\langle L_I, v_I, c_I \rangle, \dots, \langle L', v', c' \rangle])$ and $\text{encodes_before}(\langle L_I, v_I, c_I \rangle, 0, \langle L', v', c' \rangle)$.

We proceed with the proof by splitting the cases.

Case 1. $\text{htps}(\pi)$ is empty. In this case, $\text{encodes_before}(\langle L_I, v_I, c_I \rangle, 0, \langle L'_I, v'_I, c'_I \rangle)$ is equivalent to $\text{encodes_after}(\langle L_I, v_I, c_I \rangle, 0, \langle L'_I, v'_I, c'_I \rangle)$, due to the definition of both in case $\text{htps}(\pi)$ is empty, which concludes the proof. See definition 34.

Case 2. $\text{htps}(\pi)$ is not empty. In this case, $\text{encodes_before}(\langle L_I, v_I, c_I \rangle, 0, \langle L'_I, v'_I, c'_I \rangle)$ permits the construction of a run $[\langle L'_I, v'_I, c'_I \rangle, \dots, \langle L_0, v_0, c_0 \rangle]$ such that $\text{encodes_after}(\langle L_I, v_I, c_I \rangle, 0, \langle L_0, v_0, c_0 \rangle)$ and $\text{run}([\langle L'_I, v'_I, c'_I \rangle, \dots, \langle L_0, v_0, c_0 \rangle])$ are satisfied using reasoning like in Lemma 1. This run can be combined with $[\langle L_I, v_I, c_I \rangle, \dots, \langle L'_I, v'_I, c'_I \rangle]$ to construct $[\langle L_I, v_I, c_I \rangle, \dots, \langle L_0, v_0, c_0 \rangle]$. \square

A configuration $\langle L_G, v_G, c_G \rangle$ satisfying the goal condition can be reached from $\langle L_k, v_k, c_k \rangle$ in one transition, if $\langle L_k, v_k, c_k \rangle$ encodes the state of the planning problem after the final happening time point $t_k \in \text{htps}(\pi)$.

Lemma 3. *We assume that a configuration $\langle L_k, v_k, c_k \rangle$ satisfies $\text{encodes_after}(\langle L_I, v_I, c_I \rangle, k, \langle L_k, v_k, c_k \rangle)$, where t_k is the final happening time point in $\text{htps}(\pi)$. We also assume that L_G records plan_M for \mathcal{A}_M . Then there exists a valid run $[\langle L_k, v_k, c_k \rangle, \dots, \langle L_G, v_G, c_G \rangle]$ ending in a configuration in which L_G records goal_M for \mathcal{A}_M .*

Proof. $\langle L_k, v_k, c_k \rangle \xrightarrow{e_{2M}} \langle L_G, v_G, c_G \rangle$ is possible if $\text{encoded_after}(\langle L_I, v_I, c_I \rangle, k, \langle L_k, v_k, c_k \rangle)$ holds.

Every starting snap action a_+ scheduled before or at t_k can be paired to an ending snap action a_- before or at t_k .

Therefore, the number of se and ee' edges traversed is equal. Hence, $v_k(aa) = 0$ and $v_k(lp_p) = 0$ for all p .

Moreover, $v_k(vp_p)$ equals 1 for all p in the final state M_k of the valid state sequence (see Definition 9). Since $G \subseteq M_k$, we can deduce $v_k(vp_p) = 1$ for all $p \in G$. Hence, the conditions of e_{2M} are satisfied. \square

Finally, we can combine these lemmas to prove our main theorem.

Theorem 1. *If a plan is valid and it has no self overlap ($\text{valid}(\pi)$ and $\text{no_self_overlap}(\pi)$) then then the assertion $\mathcal{A} \models EF(\text{loc}(\mathcal{A}_M) = \text{goal}_M)$ holds.*

Proof. It is sufficient to prove the existence of a run cfigs and configuration $\langle L_G, v_G, c_G \rangle$ of the automata network, s.t.: (i) cfigs is a valid run: $\text{run}(\text{cfigs})$, (ii) cfigs contains $\langle L_G, v_G, c_G \rangle$: $\text{cfigs} \equiv [\langle L_I, v_I, c_I \rangle, \dots, \langle L_G, v_G, c_G \rangle, \dots]$, and (iii) L_G records the main automaton's location as goal_M : i.e. $L_G \equiv [\text{goal}_M, \dots]$.

The proof is completed by fixing k as the length of $\text{htps}(\pi)$ in Lemma 1 and combining the run obtained from this fact with those from Lemmas 2 and 3. \square

5 Discussion

Our work contains an encoding of temporal planning problems as networks of timed automata. The networks that are output are proven to be able to simulate every valid plan in the planning problem. To prove this result, we use Isabelle/HOL, which assures a high degree of trust in the correctness of this proof.

We bring an idea that was only used before by Gigante et al. (2022) in theoretical contexts for complexity results and Abdulaziz and Koller (2022) for formal semantics, and use it here—by implementing it using an existing model checker and adapting another more restrictive encoding—to create an encoding allowing us to verifiably certify the absence of a more general notion of a plan.

Related Work Classical planning, which does not include continuous time, has been studied with respect to unsolvability. Planners competed in the unsolvability IPC (Muise and Lipovetzky 2015) in the detection of unsolvable planning problems. Some are existing planners were extended to detect unsolvability (Hoffmann, Kissmann, and Torralba 2014; Seipp et al. 2020). The property-directed reachability (PDR) algorithm, which originates from model checkers can also be used to detect unsolvable problems (Suda 2014).

Unlike for classical planning, there is a gap in research on unsolvability and certification of unsolvability for temporal planning. A temporal planning problem can be detected as unsolvable by any sound and complete planner, like a classical planning problem (Muise and Lipovetzky 2015). Panjkovic, Micheli, and Cimatti (2022) implement an extension to the Tamer planner to detect unsolvable problems using model-checking techniques as well as an encoding of temporal planning problems to a format used by the nuXmv model checker (Cimatti et al. 2019). This was not the first application of model checking techniques to temporal planning, but to our knowledge, the first implementation with a focus on unsolvability. Marzal, Sebastia, and Onaindia (2008) defines a technique to detect unsolvable PDDL3 (Gerevini et al. 2009b) temporal planning problems.

The Planning Domain Definition Language (PDDL) (McDermott et al. 1998) provides concrete syntax to express planning problems, including classical, temporal (Fox and Long 2003) and hybrid (Fox and Long 2006), and variations thereof.

Temporal planning in general has been demonstrated to be undecidable by Gigante et al. (2022). The same work also proves that temporal planning under some restrictions is decidable, using a theoretical encoding of temporal planning problems as timed automata. The decidability of the emptiness and reachability problems for classes of timed automata are known (Bouyer et al. 2004; Alur and Dill 1994).

5.1 Planning and Timed Automata

Dierks, Behrmann, and Larsen (2002) implement a static reduction from a subset of PDDL that includes temporal actions to timed automata for model checking with UPPAAL (Behrmann et al. 2002; Bengtsson et al. 1996). *Planning as model checking* is a known approach to solving temporal planning problems Li et al. (2012) and has real-world applications Stöhr and Glesner (2012). One explicit encoding of temporal planning problems as timed automata to apply model checking techniques is defined by Heinz et al. (2019).

5.2 Certification

Certification (McConnell et al. 2011) is a method to ensure that an algorithm has executed correctly. A certifying algorithm outputs a result and a certificate. The certificate provides another algorithm with information to check the correctness of the result w.r.t. the input. A certifying algorithm can be more trustworthy than other comparably optimised algorithms, because both the certificate checker and the algorithm must contain a bug for an incorrect result to be undetected.

Eriksson and Helmert (2020) and Eriksson and Helmert (2020) unsolvability certificates for classical planning, making it easier to retroactively check that a claim of unsolvability is correct. However, no such technique exists for temporal planning. Verified certification techniques and certificate checkers exist for timed automata (Wimmer and von Mutius 2020).

5.3 Planning as Model Checking

To implement and verify a reduction from temporal planning to timed automata, we verify each encoding step individually and compose these. This approach was used for compiler verification by Kumar et al. (2014); Leroy (2009).

A project that is more closely related to this one and uses the same methodology is (Abdulaziz and Kurz 2023). Abdulaziz and Kurz (2023) implement a verified reduction from SAS⁺ planning to a boolean formula, which evaluates to true iff the planning problem has a solution. In fact, (Abdulaziz and Kurz 2023) builds on the same formalisation of temporal planning by Abdulaziz and Koller (2022) as this project.

This paper covers the second step of the entire process, namely the encoding of an abstract formulation of temporal planning into a network of timed automata.

Other work exists, which encodes constraints in temporal planning as timed automata (Khatib, Muscettola, and

Havelund 2001), uses PDDL as specification language for models to be checked (Edelkamp and Kissmann 2008), and uses timed automata to model individual planning problems (Largouët, Krichen, and Zhao 2016).

5.4 Size

Size of formalisation	
Component	Lines of Code
Formalisation of abstract temporal planning semantics	~ 7200
Definition of reduction using formalisation of networks of timed automata from Munta (Wimmer 2019)	~ 800
Proofs of Theorem 1 including lemmas, conditions and rules	~ 8500
List-related lemmas	~ 1500
Current total	~ 18000
Size of related formalisations	
Formalisation	Lines of Code
Verified SAT-based planner (Abdulaziz and Kurz 2023)	~ 17500
Verified classical grounding algorithm (Vollath 2025)	~ 8000
Formal semantics and a verified plan validator for temporal PDDL (Abdulaziz and Koller 2022)	~ 6500
Formal semantics and a verified plan validator for classical PDDL (Abdulaziz and Lammich 2018)	~ 3000
Formal semantics of Markov Decision Processes (MDPs), a verified solver for MDPs and certificate checker for linear programming solutions (Schäffeler and Abdulaziz 2023)	~ 35000
Verified MDP algorithms (Schäffeler and Abdulaziz 2021b)	~ 10000
Formalised MDP theory (Schäffeler and Abdulaziz 2021a)	~ 5000

Future Work We presented here a verified reduction from temporal planning to timed automata model checking. Our reduction currently takes grounded temporal planning problems as input. The semantics of those ground problems closely correspond to a subset of those supported by the verified plan validator by Abdulaziz and Koller (2022).

We will prove this equivalence formally. The first step is making our certification mechanism executable. This will involve two things. First, at an engineering level, we will need to prove an executable certificate checker compatible with the current certification mechanism.

Second, for full guarantees, we will need to formally verify a grounder, which will not be straightforward if we are to use a scalable grounding algorithm, e.g. the one by Helmert (2006), as it will involve verifying (or certifying the output of) a datalog solver.

We conjecture that the non-self-overlap condition can be weakened by excluding overlaps of the open intervals $(t_i, t_i + d_i)$ and $(t_j, t_j + d_j)$ rather than the closed intervals $[t_i, t_i + d_i]$ and $[t_j, t_j + d_j]$.

Furthermore, we conjecture that another edge, like $A_{a,ie}$ but transitioning from the ending state to the starting state, would allow the automaton to exactly simulate this transition. As a result of the mutex condition (see Definition 9), applying copies of a_+ or a_- multiple times, when they do not interfere with one another, is equivalent to applying them once.

References

- Abdulaziz, M.; and Koller, L. 2022. Formal Semantics and Formally Verified Validation for Temporal Planning. In *The 36th AAAI Conference on Artificial Intelligence (AAAI)*.
- Abdulaziz, M.; and Kurz, F. 2023. Formally Verified SAT-Based AI Planning. In *The 37th AAAI Conference on Artificial Intelligence (AAAI)*.
- Abdulaziz, M.; and Lammich, P. 2018. A Formally Verified Validator for Classical Planning Problems and Solutions. In *The 30th International Conference on Tools with Artificial Intelligence (ICTAI)*.
- Alur, R.; and Dill, D. L. 1994. A Theory of Timed Automata. *Theoretical Computer Science*.
- Arora, S.; and Barak, B. 2009. *Computational Complexity: A Modern Approach*. Cambridge University Press, 1 edition.
- Ballarin, C. 2014. Locales: A Module System for Mathematical Theories. *J. Autom. Reason.*
- Behrmann, G.; Bengtsson, J.; David, A.; Larsen, K. G.; Pettersson, P.; and Yi, W. 2002. UPPAAL Implementation Secrets. In *Lecture Notes in Computer Science (Including Subseries Lecture Notes in Artificial Intelligence and Lecture Notes in Bioinformatics)*, volume 2469.
- Bengtsson, J.; Larsen, K.; Larsson, F.; Pettersson, P.; and Yi, W. 1996. UPPAAL—a Tool Suite for Automatic Verification of Real-Time Systems. In *Lecture Notes in Computer Science (Including Subseries Lecture Notes in Artificial Intelligence and Lecture Notes in Bioinformatics)*, volume 1066.
- Bogomolov, S.; Magazzeni, D.; Podelski, A.; and Wehrle, M. 2014. Planning as Model Checking in Hybrid Domains. In *Proceedings of the National Conference on Artificial Intelligence*, volume 3.
- Bouyer, P.; Dufourd, C.; Fleury, E.; and Petit, A. 2004. Updatable Timed Automata. *Theoretical Computer Science*, 321(2-3): 291–345.
- Cimatti, A.; Griggio, A.; Magnago, E.; Roveri, M.; and Tonetta, S. 2019. Extending nuXmv with Timed Transition Systems and Timed Temporal Properties. In Dillig, I.; and Tasiran, S., eds., *Computer Aided Verification*, 376–386. Cham: Springer International Publishing. ISBN 978-3-030-25540-4.
- Coles, A. J.; Coles, A.; Olaya, A. G.; Celorrio, S. J.; López, C. L.; Sanner, S.; and Yoon, S. 2012. A Survey of the Seventh International Planning Competition. *AI Mag.*
- Dierks, H.; Behrmann, G.; and Larsen, K. G. 2002. Solving Planning Problems Using Real-Time Model Checking. *AIPS 2002 Workshop on Planning via Model Checking*.
- Edelkamp, S.; and Kissmann, P. 2008. Limits and Possibilities of BDDs in State Space Search. In *KI 2008: Advances in Artificial Intelligence*. Berlin, Heidelberg: Springer Berlin Heidelberg.
- Eriksson, S.; and Helmert, M. 2020. Certified Unsolvability for SAT Planning with Property Directed Reachability. In *The 30th International Conference on Automated Planning and Scheduling (ICAPS)*.
- Eriksson, S.; Röger, G.; and Helmert, M. 2017. Unsolvability Certificates for Classical Planning. In *The 27th International Conference on Automated Planning and Scheduling (ICAPS)*.
- Fox, M.; and Long, D. 2003. PDDL2.1: An Extension to PDDL for Expressing Temporal Planning Domains. *Journal of Artificial Intelligence Research*.
- Fox, M.; and Long, D. 2006. Modelling Mixed Discrete-Continuous Domains for Planning. *Journal of artificial intelligence research*, 27: 235–297.
- Gerevini, A.; Haslum, P.; Long, D.; Saetti, A.; and Dimopoulos, Y. 2009a. Deterministic Planning in the Fifth International Planning Competition: PDDL3 and Experimental Evaluation of the Planners. *Acta Iranica: encyclopédie permanente des études iraniennes*.
- Gerevini, A.; Haslum, P.; Long, D.; Saetti, A.; and Dimopoulos, Y. 2009b. Deterministic Planning in the Fifth International Planning Competition: PDDL3 and Experimental Evaluation of the Planners. *AIJ*.
- Gigante, N.; Micheli, A.; Montanari, A.; and Scala, E. 2022. Decidability and Complexity of Action-Based Temporal Planning over Dense Time. *AIJ*, 307.
- Haslum, P. 2024. Patrikhaslum/INVAL.
- Heinz, A.; Wehrle, M.; Bogomolov, S.; Magazzeni, D.; Greitschus, M.; and Podelski, A. 2019. Temporal Planning as Refinement-Based Model Checking. In *Proceedings of the Twenty-Ninth International Conference on Automated Planning and Scheduling, ICAPS 2018, Berkeley, CA, USA, July 11-15, 2019*.
- Helmert, M. 2006. The Fast Downward Planning System. *J. Artif. Intell. Res.*
- Hoffmann, J.; Kissmann, P.; and Torralba, A. 2014. “Distance”? Who Cares? Tailoring Merge-and-Shrink Heuristics to Detect Unsolvability. In *Proceedings of the Twenty-first European Conference on Artificial Intelligence, ECAI’14*, 441–446. NLD: IOS Press. ISBN 978-1-61499-418-3.
- Howey, R.; Long, D.; and Fox, M. 2004. VAL: Automatic Plan Validation, Continuous Effects and Mixed Initiative Planning Using PDDL. In *16th IEEE International Conference on Tools with Artificial Intelligence (ICTAI)*.
- Khatib, L.; Muscettola, N.; and Havelund, K. 2001. Mapping Temporal Planning Constraints into Timed Automata. In *Proceedings Eighth International Symposium on Temporal Representation and Reasoning, TIME 2001*, 21–27.
- Kumar, R.; Myreen, M. O.; Norrish, M.; and Owens, S. 2014. CakeML: A Verified Implementation of ML. In *The 41st Symposium on Principles of Programming Languages (POPL)*.
- Largouët, C.; Krichen, O.; and Zhao, Y. 2016. Temporal Planning with Extended Timed Automata. *2016 IEEE*

28th International Conference on Tools with Artificial Intelligence (ICTAI), 522–529.

Larsen, K. G.; Pettersson, P.; and Yi, W. 1997. Uppaal in a Nutshell. *International Journal on Software Tools for Technology Transfer*, 1(1-2).

Leroy, X. 2009. Formal Verification of a Realistic Compiler. *Communications of the ACM*.

Li, Y.; Sun, J.; Dong, J. S.; Liu, Y.; and Sun, J. 2012. Planning as Model Checking Tasks. In *2012 35th Annual IEEE Software Engineering Workshop*, 177–186.

Marzal, E.; Sebastia, L.; and Onaindia, E. 2008. Detection of Unsolvable Temporal Planning Problems through the Use of Landmarks. In Ghallab, M.; Spyropoulos, C. D.; Fakotakis, N.; and Avouris, N. M., eds., *ECAI 2008 - 18th European Conference on Artificial Intelligence, Patras, Greece, July 21-25, 2008, Proceedings*, volume 178 of *Frontiers in Artificial Intelligence and Applications*, 919–920. IOS Press.

McConnell, R.; Mehlhorn, K.; Näher, S.; and Schweitzer, P. 2011. Certifying Algorithms. *Computer Science Review*, 5(2): 119–161.

McDermott, D.; Ghallab, M.; Howe, A.; Knoblock, C.; Ram, A.; Veloso, M.; Weld, D.; and Wilkins, D. 1998. PDDL: The Planning Domain Definition Language.

McDermott, D. V. 2000. The 1998 AI Planning Systems Competition. *AI Mag*.

Muise, C.; and Lipovetzky, N. 2015. Unplannability IPC Track. *The International Planning Competition (WIPC-15)*, 14.

Nipkow, T.; Paulson, L. C.; and Wenzel, M. 2002. *Isabelle/HOL - A Proof Assistant for Higher-Order Logic*. Germany: Springer.

Panjikovic, S.; Micheli, A.; and Cimatti, A. 2022. Deciding Unsolvability in Temporal Planning under Action Non-Self-Overlapping. In *Proceedings of the 36th AAAI Conference on Artificial Intelligence, AAAI 2022*, volume 36.

Schäffeler, M.; and Abdulaziz, M. 2021a. Markov Decision Processes with Rewards. *Archive of Formal Proofs*.

Schäffeler, M.; and Abdulaziz, M. 2021b. Verified Algorithms for Solving Markov Decision Processes. *Archive of Formal Proofs*.

Schäffeler, M.; and Abdulaziz, M. 2023. Formally Verified Solution Methods for Infinite-Horizon Markov Decision Processes. In *The 37th AAAI Conference on Artificial Intelligence (AAAI)*.

Seipp, J.; Pommerening, F.; Sievers, S.; Wehrle, M.; Fawcett, C.; and Alkhazraji, Y. 2020. Fast Downward Aidos: Code and Planner Abstract. Zenodo.

Stöhr, D.; and Glesner, S. 2012. Automated Composition of Timed Services by Planning as Model Checking. In Schönberger, A.; Kopp, O.; and Lohmann, N., eds., *Proceedings of the 4th Central-European Workshop on Services and Their Composition*, volume 847 of *CEUR Workshop Proceedings*, 34–41. CEUR-WS.org.

Suda, M. 2014. Property Directed Reachability for Automated Planning. *Proceedings of the International Conference on Automated Planning and Scheduling*, 24: 540–541.

Taitler, A.; Alford, R.; Espasa, J.; Behnke, G.; Fivser, D.; Gimelfarb, M.; Pommerening, F.; Sanner, S.; Scala, E.; Schreiber, D.; Segovia-Aguas, J.; and Seipp, J. 2024. The 2023 International Planning Competition. *AI Magazine*.

Vallati, M.; Chrapa, L.; Grzes, M.; McCluskey, T. L.; Roberts, M.; and Sanner, S. 2015. The 2014 International Planning Competition: Progress and Trends. *AI Mag*.

Vollath, M. 2025. *Verified Grounding of PDDL Tasks Using Reachability Analysis*. Master’s thesis, Technical University of Munich, Munich.

Wenzel, M. 2001. *The Isabelle/Isar Reference Manual*. TU München.

Wimmer, S. 2016. Timed Automata (AFP). *Archive of Formal Proofs*.

Wimmer, S. 2019. Munta: A Verified Model Checker for Timed Automata. In *Lecture Notes in Computer Science (Including Subseries Lecture Notes in Artificial Intelligence and Lecture Notes in Bioinformatics)*, volume 11750 LNCS.

Wimmer, S.; and von Mutius, J. 2020. Verified Certification of Reachability Checking for Timed Automata. In *26th International Conference on the Tools and Algorithms for the Construction and Analysis of Systems (TACAS)*.

A Detailed proofs

A.1 Definitions

The following predicates characterise conditions that a configuration must satisfy to encode a time point t_i and state M_i in a temporal plan and its state sequence.⁶

$$\text{encodes_locs_before}(i, L) \equiv$$

$$(\forall n. \text{active_before}(t_i, a_n) \longrightarrow L_{n+1} = \mathcal{A}_{a_n}.\text{running})$$

$$\wedge (\forall n. \neg \text{active_before}(t_i, a_n) \longrightarrow L_{n+1} = \mathcal{A}_{a_n}.\text{inactive})$$

$$\text{encodes_props_before}(i, v) \equiv$$

$$(\forall n. p_n \in M_i \longrightarrow v(vp_p) = 1)$$

$$\wedge (\forall n. p_n \notin M_i \longrightarrow v(vp_p) = 0)$$

$$\text{encodes_prop_locks_before}(i, v) \equiv$$

$$(\forall n. v(lp_{p_n}) = |\{a \mid \text{active_before}(t_i, a_n)\}|$$

$$\wedge p_n \in \text{over_all}(a_m))|)$$

$$\text{encodes_all_active_before}(i, v) \equiv$$

$$v(aa) = |\{a \mid \text{active_before}(t_i, a)\}|$$

$$\text{encodes_clocks_before}(i, c) \equiv$$

$$(\forall n. c(ca_{n+}) = (\text{GREATEST } t.$$

$$t < t_i \wedge \langle t, a_{n+} \rangle \in H(\pi)))$$

$$\wedge (\forall n. c(ca_{n+}) = (\text{GREATEST } t.$$

$$t < t_i \wedge \langle t, a_{n+} \rangle \in H(\pi)))$$

⁶ $|S|$ denotes the cardinality of the set S . $\text{GREATEST } x. P(x)$ denotes the largest element of a type for which the predicate P holds, if such an element exists.

Definition 35 (Encoded states). We define a predicate $encodes_before(\langle L_I, v_I, c_I \rangle, i, \langle L, v, c \rangle)$, which is satisfied if the locations, variable assignment and clock valuation characterise a state at a timepoint t_i before any snap actions' effects have been applied.

First, we characterise whether a plan action $(a, s, d) \in \pi$ is running before or after a time point t :

$running_before(a, t_i)$ is true if there exists s and d s.t. $(a, s, d) \in \pi$ and $s < t_i \leq s + d$

$running_after(a, t_i)$ is true if there exists s and d s.t. $(a, s, d) \in \pi$ and $s \leq t_i < s + d$

Then, we characterise the duration since a snap action has executed w.r.t. t_i :

$time_since_before(h, t_i)$ returns $t_i - s$, where s is the greatest time s.t. $\langle s, h \rangle \in H(\pi)$ and $s < t_i$

$time_since_after(h, t_i)$ replaces $s < t_i$ with $s \leq t_i$

$encodes_before(\langle L_I, v_I, c_I \rangle, i, \langle L, v, c \rangle)$ is satisfied if the following hold.

For any action $a_j \in A$: (i) The location L_{j+1} of \mathcal{A}_{a_j} is $inactive_{a_j}$ if $\neg running_after(a_j, t_i)$ and L_{j+1} is $running_{a_j}$ if $running_after(a_j, t_i)$, (ii) $c(ca_{j+}) = time_since_before(ca_{j+}, t_i)$, (iii) $c(ca_{j-}) = time_since_before(ca_{j-}, t_i)$, and (iv) If a snap action h has not executed, then its associated clock ch evaluates to d , where $0 < d$. For any proposition $p_k \in P$: (i) $v(vp_{p_k})$ evaluates to 1 if $p_k \in M_i$ and 0 if $p_k \notin M_i$, and (ii) $v(lp_{p_k})$ evaluates to $\{a \mid p \in over_all(a) \wedge running_before(a, t_i)\}$.

We also define an equivalent predicate for the state after the effects at t_i have been applied, $encodes_after(\langle L_I, v_I, c_I \rangle, i, \langle L, v, c \rangle)$.

For any action $a_j \in A$: (i) The location L_{j+1} of \mathcal{A}_{a_j} is $inactive_{a_j}$ if $\neg running_after(a_j, t_i)$ and L_{j+1} is $running_{a_j}$ if $running_after(a_j, t_i)$, (ii) $c(ca_{j+}) = time_since_after(ca_{j+}, t_i)$, (iii) $c(ca_{j-}) = time_since_after(ca_{j-}, t_i)$, and (iv) if a snap action h has not executed, then its associated clock ch evaluates to an arbitrary constant d , where $0 < d$. For any proposition $p_k \in P$: (i) $v(vp_{p_k})$ evaluates to 1 if $p_k \in M_{i+1}$ and 0 if $p_k \notin M_{i+1}$, and (ii) $v(lp_{p_k})$ evaluates to $\{a \mid p \in over_all(a) \wedge running_after(a, t_i)\}$.

The case of an empty induced happening sequence must be considered (see Definition 7). Since no t_i is defined in this case, we define both $encodes_before(\langle L_I, v_I, c_I \rangle, i, \langle L, v, c \rangle)$ and $encodes_after(\langle L_I, v_I, c_I \rangle, i, \langle L, v, c \rangle)$ to hold under the following conditions.

For any action $a_j \in A$: (i) L_{j+1} records \mathcal{A}_{a_j} 's location as $\mathcal{A}_{a_j}.inactive$, and (ii) $c(ca_{j+})$ and $c(ca_{j-})$ evaluate to an arbitrary duration d greater than 0. For any proposition $p_k \in P$: (i) $v(vp_{p_k})$ evaluates to 1 if $p_k \in I$ and 0 if $p_k \notin I$, and (ii) $v(lp_{p_k})$ evaluates to 0.

A.2 Proof of Lemma 1

We must construct a sequence of configurations $[q_{i;0}, \dots, q_{i;n}]$, that are traversed by a run simulating t_i , where $q_{i;0} = \langle L_i, v_i, c_i \rangle$, $q_{i;n} = \langle L'_i, v'_i, c'_i \rangle$ for every t_i . Moreover, if $0 < i$, then $q_{i;0}$ is $q_{i-1;n}$

following a δ transition, where $\delta = t_i - t_{i-1}$: $\langle L'_{i-1}, v'_{i-1}, c'_{i-1} \rangle \xrightarrow{\delta} \langle L_i, v_i, c_i \rangle$.

Assume that an action is either inactive at t_i and its location is *inactive* according to L or active and its location *running*, as otherwise time cannot pass.

We identify $q_{i;es}$ as a configuration, such that $[q_{i;es}, \dots, q_{i;es+en}]$ is a run obtained by applying all *ee* transitions, $q_{i;es} = q_{i;0}$, and en is the number of ending actions. We place these transitions before all other transitions.

Since se' edges increment lp_p for some p , they should occur after other edges for starting actions. We identify the configuration $q_{i;se}$, such that $[q_{i;se}, \dots, q_{i;se+sn}]$ is a run obtained by applying all se' transitions of starting actions, $q_{i;se+sn} = q_{i;n}$.

We have the $[q_{i;0}, \dots, q_{i;en}]$ and we must connect $q_{i;en}$ and $q_{i;n}$ with the remaining transitions.

We have two runs $[q_{i;0}, \dots, q_{i;en}]$ and $[q_{i;se}, \dots, q_{i;n}]$, which now must be connected. The missing part of the run consists of se transitions for starting actions, ee' transitions for ending actions, and se , ie and ee' transitions for instant actions.

In the order we define, the transitions for every individual instant action are taken consecutively. Assume $q_{i;inst}$ is a configuration, such that $[q_{i;inst}, \dots, q_{i;inst+in}]$ is a run such that, $q_{i;inst} = q_{i;es}$ and in is the number of instant actions. Every occurrence of an instant action a_j at t_i effects three transitions, where $0 \leq j < sn$:

$$\begin{aligned} (q_{i;inst+j}) &\xrightarrow{\mathcal{A}_{a_j}.se} (q'_{i;inst+j}) \\ &\xrightarrow{\mathcal{A}_{a_j}.ie} (q''_{i;inst+j}) \xrightarrow{\mathcal{A}_{a_j}.ee'} (q_{i;inst+j+1}) \end{aligned}$$

We place these transitions after the ee transitions of $[q_{i;0}, \dots, q_{i;en}]$ by assuming $q_{i;en} = q_{i;inst}$.

Finally, we place the se and ee' transitions between $q_{i;inst+in}$ and $q_{i;se}$. From the ee' transitions, we obtain the run $[q_{i;ee}, \dots, q_{i;ee+en}]$ where $q_{i;ee} = q_{i;inst+in}$. We then obtain the run $[q_{i;ss}, \dots, q_{i;ss+sn}]$ from se transitions, noting that $q_{i;ss} = q_{i;ee+en}$ and $q_{i;ss+sn} = q_{i;se}$.

We thus obtain the list of configurations: $[q_{i;0}, \dots, q_{i;inst}, \dots, q_{i;ee}, \dots, q_{i;ss}, \dots, q_{i;se}, \dots, q_{i;n}]$

The details of the individual parts of runs follow.

We first construct the part $[q_{i;0}, \dots, q_{i;inst}]$, where $q_{i;inst} = q_{i;en}$, the state reached by simulating all $\mathcal{A}_a.ee$ for all ending actions a .

The preconditions for each of the transitions must be satisfied. c records the time t_h for every interfering snap-action h since it has previously executed and in a valid plan $\epsilon \leq t_h$ and $0 < t_h$. It also precisely records the time t_{a+} since a_{+} has executed.

The transitions reset all scheduled ca_{+} clocks. This does not interact with the arguments, because ca_{+} is not ca_{-} , and if some a_{+} interferes with another b_{+} , then they cannot both have been scheduled at t_i according to a valid plan.

The transitions also decrement every lp_p by the number of actions that contain p as invariant and are scheduled to end at t_i .

The proof is constructed by assigning all ending actions a_j at t_i a unique index j , where $0 \leq j < en$ and induction

over j as natural number. The base case needs to distinguish between $0 = en$, which is trivially true and $0 < en$.

Continuing from the previous part, $q_{i;inst}$ can be reached from $q_{i;0}$ and records the locations of ending actions as *ending*, and starting and instant actions as *inactive*.⁷

The clocks which have been reset do not belong to snap actions that interfere with other scheduled snap actions, due to the semantics of a valid plan.

Every p that is deleted by some snap action h scheduled at t_i must have $lp_p = 0$, according to plan semantics.

lp_p was either 0 before t_i or has been decremented to 0 by the transitions in part 1.

$[q_{i;inst}, \dots, q_{i;ee}, \dots, q_{i;ss}, \dots, q_{i;se}, \dots, q_{i;n}]$

$\mathcal{A}_a.se$, $\mathcal{A}_a.ie$ and $\mathcal{A}_a.ee'$ must be applied for every instant action a .

se checks that the precondition of a_+ hold w.r.t. v . This is true, because no interfering snap actions are scheduled at t_i and non-interference between two snap actions a and b means that the effects of b do not intersect with the conditions of a . Therefore, if a and b are scheduled at t_i of a valid plan, then M_i satisfies $pre(a)$ even after being updated with the effects of b .

Other conditions of se hold because of the previous assertions about some lp_p and clocks.

se increments aa and resets ca_+

The conditions on clocks of ie must be satisfied for the same reason as before, namely no clock is reset, that belongs to a snap action that interferes with another scheduled snap action.

ie resets ca_+ .

ee' applies the effects of a_+ . The conditions on the invariants and clocks are satisfied from the same reasons as before. Moreover, it decrements aa , returning it to its value before se .

This proof is also completed by assigning all instant actions a_j at t_i a unique index j and performing an induction over j where $0 \leq j < instn$.

We must now construct $[q_{i;ee}, \dots, q_{i;ss}, \dots, q_{i;se}, \dots, q_{i;n}]$. For the same reason as in (part 2) we can apply the effects of ee' .

The effects decrement aa by the number of actions that are deactivated at t_i .

This proof is completed by an induction over j for a_j at t_i , where $0 \leq j < en$.

We must now construct $[q_{i;ss}, \dots, q_{i;se}, \dots, q_{i;n}]$. For the same reason as in (part 2) we can apply the effects of se .

These transitions increment aa by the number of starting actions and reset ca_+ clocks.

This proof is completed by an induction over j for a_j at t_i , where $0 \leq j < sn$.

We must now construct $[q_{i;se}, \dots, q_{i;n}]$.

All effects at t_i have been applied and hence the propositional state is that just after t_i . This state must satisfy in-

variants of all a , which have started at t_i according to plan semantics. Hence, the conditions of se are satisfied.

One of these exists for each se .

se' also increments lp_p for every p by the number of additional actions that require p to be invariant after t_i .

This proof is completed by an induction over j for a_j at t_i , where $0 \leq j < sn$.

B Details of Formalisation

Mathematical Induction To obtain a goal of the form $esc(i, j, q_{i;j}) \rightarrow esc(i, j + 1, q_{i;j+1})$, we reason about lists. Instead of structural induction over the constructors of lists, we instead induce over indexes of elements, i.e. natural numbers.

For the formalisation we separate the preconditions of these transitions from their effects. We define lists of effects as lists of functions.

Listing 1 defines two functions. `seq_apply` applies a list of functions beginning at an initial element. `ext_seq` takes a function that creates a list from an initial element and a list. It applies the function to the final element of the list and appends the result. $((ext_seq \circ seq_apply) fs)$ can be composed with itself using arbitrary fs arguments to build longer lists.

Listing 1: Lists and Functions

```

definition ext-seq f xs ≡
2   xs @ f (last xs)
definition seq-apply fs x ≡
4   map (λi. (fold (id) (take i fs) x))
      [1..<length fs + 1]
```

We also use standard definitions such as `fold`, `take` and `nth`. `take` returns the first n elements of a list. `nth` denoted as `!` obtains the n^{th} element by index.

Consider a list of functions $fs = [f_0, \dots, f_{n-1}]$. Consider the list $xs = [x_1, \dots, x_n]$ of states obtained through: `seq_apply fs x0`. It is apparent $x_i = last (seq_apply (take i fs) x_0)$ for $i < n$ and $x_{i+1} = last (seq_apply (take (i+1) fs) x_0)$.

The $(n+1)^{th}$ element is always obtained by applying the n^{th} function to the n^{th} element. We define the induction-like inference rule in Listing 2, which allows us to prove properties of individual states and the beginning and ends of lists obtained from `seq_apply`. R and S are properties independent of the index. When x is replaced with `last ys'` for some $ys' = (ext_seq \circ seq_apply fs) ys$, then we need to know some $R (last ys')$, which can be proven with the same lemma. S must be instantiated with R and R must be instantiated with some R' . $R (last (y \# seq_apply fs ys))$ for some y is proven under the assumption of $R' y$. Thus, we compose proofs.

Listing 2: Final state lemma

```

lemma seq-apply-pre-post :
2   assumes PQ: ...
   and QP: ...
4   and Rx: R x
   and len0: ∀x. 0 = length fs
    $\rightarrow (R x \rightarrow S x)$ 
6   and RP0: ∀x. 0 < length fs
```

⁷Instant actions being in *inactive* is a result of the weak definition of no self overlap we have used. If a stronger version had been used, then an action can start as soon as it ends, and we would need a different classification of actions.

```

8      → (R x → P 0 x)
and QS1: ∀x. 0 < length fs
10     → (Q (length fs - 1) x → S x)
shows
12     S (last (x # seq-apply fs x))

```

For the induction-like proof of Lemma 1, we need to assert that the entire list is a run. This is proven using Listing 3, by instantiating LP with the *run* predicate. When a state satisfies $P\ i$ and its successor satisfies $Q\ i$, then they are run consisting of one step. A run ending with a configuration $last\ xs$ can be prepended to a run beginning at $last\ xs$.

Listing 3: List predicate lemma

```

lemma ext-seq-comp-seq-apply-list-prop:
2  assumes PQ: ...
   and QP: ...
   and R (last xs)
   and RP0: ...
6  and LPi: ∀i s. i < length fs
   → P i s → Q i ((fs ! i) s)
8   → LP [s, (fs ! i) s]
   and base: ∀x. LP [x]
10  and step: ∀xs ys. LP xs
   → LP (last xs # ys)
12   → LP (xs @ ys)
   and LPxs: LP xs
14  shows LP ((ext-seq o seq-apply) fs xs)

```

With rules analogous to Listings 2 and 3, we prove Theorem 1, lemmas 1 to 3, and ??.

B.1 Examples of Rules Used With Automation

We begin with an example of an *introduction* rule for $end_start_cond(i, j, Lvc)$ (abbreviated as $esc(i, j, Lvc)$):

$$\frac{A' \quad B \vdash B' \quad C \vdash C' \quad D'}{esc(i, j, Lvc)}$$

The letters are placeholders for:

- $A' = end_start_invs(i, Lvc)$
- $B = (ea_k \in ending(t_i), k < j)$ and $B' = \Psi_i(Lvc, ea_k)$
- $C = (ea_k \in ending(t_i), j \leq k)$ and $C' = \Phi_i(Lvc, ea_k)$
- $D' = V_i(Lvc, j)$

It transforms the goal as follows when applied with the *introduction* method, which is a low-level *tactic proof method* (Wenzel 2001).

$$\frac{\Gamma \vdash A \quad \Gamma, B \vdash B' \quad \Gamma, C \vdash C' \quad \Gamma \vdash D}{\Gamma \vdash esc(i, j, Lvc)} (escI)$$

The following is a rule to introduce a fact (esc_PI):

$$\frac{esc(i, j, Lvc) \quad ea_k \in ending(t_i) \quad k < j}{\Psi_i(Lvc, ea_k)}$$

It can be used with the *elimination* method as well, in which case it matches an assumption in addition to the goal:

$$\frac{\Gamma \vdash ea_k \in ending(t_i) \quad \Gamma \vdash k < j}{\Gamma, esc(i, j, Lvc) \vdash \Psi_i(Lvc, ea_k)} (esc_PI_E)$$

The form of ?? is chosen deliberately to allow referencing by index.

Assume, we want to prove that the conditions on the subsequent state hold and apply the rule $escI$.

$$\frac{\dots}{j < en, esc(i, j, q_{i,j}) \vdash esc(i, j+1, q_{i,j+1})} (escI)$$

One of the subgoals, i.e. one of the nodes of the proof tree, is:

$$\frac{\dots}{j < en, \quad ea_k \in ending(t_i), \quad esc(i, j, q_{i,j})' \quad k < j+1 \vdash \Psi_i(q_{i,j+1}, ea_k)}$$

This can further be split into two subgoals, depending on $k < j$. We abbreviate $j < en, esc(i, j, q_{i,j}), ea_k \in ending(t_i)$ as Γ .

$$\frac{\dots}{\Gamma, k < j \vdash \Psi_i(q_{i,j+1}, ea_k)} \quad \frac{\dots}{\Gamma, k = j \vdash \Psi_i(q_{i,j+1}, ea_k)}$$

$$\vdots \quad \vdots$$

$$\Gamma, k < j+1 \vdash \Psi_i(q_{i,j+1}, ea_k)$$

We first treat the left node/subgoal. We begin by showing that $\Psi_i(q_{i,j}, ea_k) \rightarrow \Psi_i(q_{i,j+1}, ea_k)$ if $k < j$. With a few more rule applications $\Gamma, k < j \vdash \Psi_i(q_{i,j}, ea_k)$ becomes a new subgoal. Since this is exactly esc_PI , the proof can be completed with the rule and present assumptions.

$$\frac{\Gamma, k < j \vdash \Psi_i(q_{i,j}, ea_k) \rightarrow \Psi_i(q_{i,j+1}, ea_k)}{\Gamma, k < j \vdash \Psi_i(q_{i,j+1}, ea_k)} \quad \frac{\dots}{\Gamma, k < j \vdash \Psi_i(q_{i,j}, ea_k)} esc_PI$$

$$\vdots \quad \vdots$$

$$\Gamma, k < j \vdash \Psi_i(q_{i,j+1}, ea_k)$$

The other case must be proven from the updates. With a few intermediate steps, we obtain the conclusion of the subgoal.

$$\frac{\dots}{\Gamma, k = j \vdash \Psi_i(q_{i,j+1}, f_{j-1}(a_{j-1}))}$$

$$\vdots$$

$$\Gamma, k = j \vdash \Psi_i(q_{i,j+1}, ea_j)$$

$$\vdots$$

$$\Gamma, k = j \vdash \Psi_i(q_{i,j+1}, ea_k)$$

While working on this project, we found that rules and goals structured in this manner tend to work with automated proof methods in Isabelle. Mainly the initial case split of $k < j$ and the proofs of $\Gamma, k < j \vdash \Psi_i(q_{i,j}, ea_k) \rightarrow \Psi_i(q_{i,j+1}, ea_k)$ and $\Gamma, k = j \vdash \Psi_i(q_{i,j+1}, f_{j-1}(a_{j-1}))$ need additional human input. Notice that the latter uses an indexed function applied to an indexed state.

Proving $j < en, esc(i, j, q_{i,j}) \vdash esc(i, j+1, q_{i,j+1})$ is technically not sufficient for use with the induction hypothesis in the formalisation. In the formalisation, we apply an induction over the index of all actions. Properties are asserted over the index of all actions. States are not

numbered. The formal proof is slightly more complicated:
 $j < en, \text{esc}(i, j, q_{i;j}) \vdash \text{esc}'(i, j, q'_{i;j})$ and $j + 1 < en, \text{esc}'(i, j, q'_{i;j}) \vdash \text{esc}(i, j + 1, q_{i;j+1})$.