

# Lightweight Baselines for Medical Abstract Classification: DistilBERT with Cross-Entropy as a Strong Default

Jiaqi Liu

Independent Researcher  
United States  
jiaqyliu9747@gmail.com

Lanruo Wang

University of Texas at Dallas  
United States  
lxw220021@utdallas.edu

Su Liu

Georgia Institute of Technology  
United States  
sliu792@gatech.edu

Xin Hu

University of Michigan- Ann Arbor  
United States  
hsinhu@umich.edu

**Abstract**—Large language models work well for many NLP tasks, but they are hard to deploy in health settings with strict cost, latency, and privacy limits. We revisit a lightweight recipe for *medical abstract* classification and ask how far compact encoders can go under a controlled budget. Using the public *medical abstracts* corpus, we fine-tune BERT-base and DistilBERT with three objectives—standard cross-entropy, class-weighted cross-entropy, and focal loss—keeping tokenizer, sequence length, optimizer, and schedule fixed. DistilBERT with plain cross-entropy gives the best balance on the test set while using far fewer parameters than BERT-base. We report accuracy, Macro-F1, and Weighted-F1, release the evaluation code, and include confusion analyses to make error patterns clear. Our results suggest a practical default: start with a compact encoder and cross-entropy, then add calibration and task-specific checks before moving to heavier models.

**Index Terms**—Healthcare AI, Medical Text Classification, Lightweight LLMs, DistilBERT, Reproducibility

## I. INTRODUCTION

Biomedical literature is growing so fast that manual tracking is no longer feasible. This motivates reliable automated systems to triage, classify, and summarize large text collections. Automatic classification of medical abstracts supports literature search and clinical decision support. Large language models perform well [1], but their compute and memory costs limit use in healthcare settings with budget, latency, and privacy constraints (e.g., HIPAA) [2]. We therefore focus on strong, efficient, and reproducible baselines using compact encoders such as DistilBERT [3].

**Why compact baselines?** Despite the excitement around large models, many real-world healthcare pipelines operate under strict cost-to-serve and governance requirements (on-prem, air-gapped or VPC-constrained deployments; auditable updates; predictable inference latencies). In such settings, compact encoders that are easy to fine-tune and calibrate often deliver a better accuracy–efficiency trade-off than heavyweight alternatives, particularly when the target task is well-posed and labeled at scale (e.g., abstract-level categorization). Our study therefore focuses on strong, reproducible baselines with minimal moving parts (two encoders  $\times$  three loss functions), emphasizing clarity and deployability.

**Connection to domain-adaptive pretraining.** A substantial body of work shows that domain-adaptive pretraining improves biomedical and scientific text modeling: SciBERT tailors representations to scientific prose [4]; BioBERT and PubMedBERT leverage large-scale biomedical corpora [5], [6]; and ClinicalBERT adapts to clinical narratives [7]. These models typically outperform purely general-domain encoders on in-domain tasks. Our objective here is complementary: we ask *how far* compact, readily available encoders (BERT-base and DistilBERT) can go on a public medical-abstract benchmark *under identical, budgeted fine-tuning*, and whether common imbalance remedies (class weighting, focal loss) are actually beneficial in this regime. Establishing a clean baseline is also useful for future comparisons against domain-specialized encoders.

**Dataset characteristics and imbalance considerations.** Abstracts condense background, methods, and outcome statements into short passages, often mixing rhetorical zones within sentences. The resulting label boundaries can be fuzzy even when class priors are only moderately skewed. In such circumstances, over-emphasizing ambiguous examples via reweighting or focal modulation may amplify noise and harm macro-F1, whereas plain cross-entropy (CE) can remain a surprisingly strong default. Our experiments revisit this trade-off in a controlled setting, reporting Accuracy, Macro-F1, and Weighted-F1, alongside confusion analyses and per-class profiles to make error structure explicit.

**Calibration and governance.** For decision-support applications, calibrated confidence matters as much as top-line accuracy. Prior studies show that pre-trained Transformers may exhibit miscalibration that is nonetheless amenable to simple post-hoc remedies (e.g., temperature scaling) without retraining [8]. We therefore discuss calibration metrics (ECE/Brier) and lightweight post-hoc adjustments in tandem with accuracy, aligning modeling practice with auditability and clinical governance [2].

**Research questions.** We ask: (RQ1) Among cross-entropy (CE), class-weighted CE (WCE), and focal loss (FL), which objective yields the best accuracy and macro-F1? (RQ2) Does a compact encoder (DistilBERT) match or surpass a heavier

encoder (BERT-base) under identical budgets? (RQ3) How do objectives influence error structure across classes? (RQ4) How sensitive are baselines to practical knobs (sequence length, learning rate, early stopping)? (RQ5) What efficiency gains (parameters, on-disk size, throughput) accompany the best configuration?

## II. RELATED WORK

Our work sits at the intersection of medical text classification, class imbalance, and model efficiency. The field has moved from feature-engineered models to fine-tuned Transformers tailored to scientific and biomedical text, including SciBERT, BioBERT, and ClinicalBERT [4], [5], [7]. New pretraining that links structured lab data with knowledge-guided learning is emerging [9]. Class imbalance is often addressed with resampling or cost-sensitive losses such as reweighting and focal loss [10], [11]. To reduce compute and latency, efficiency methods such as distillation (DistilBERT), pruning, and quantization are widely used [3]. Parallel efforts pursue interpretability and knowledge-enhanced agents for causal analysis in healthcare [12]. We compare compact, general-domain encoders with common imbalance objectives on a public benchmark to provide a practical baseline.

In a broader context, our work links to adjacent threads in medical AI. As models handle text, images, and other modalities, safety and auditing for multimodal systems are important; lightweight vision–language detectors for harmful content and targeted bias stress suites provide useful patterns [13], [14]. The question of model scale remains open, with mixed evidence on whether larger models yield better diagnostic value and on the trade-offs between performance, cost, and interpretability [15]. To manage growing system complexity, low-code, agentic frameworks can standardize pipelines and improve reproducibility [16]. For error analysis, beyond confusion matrices, topology-preserving projections from computational biology suggest helpful visualization tools [17].

## III. METHODS

### A. Task and Dataset (HF *medical\_abstracts*)

We formulate the task as five-way single-label classification over medical literature abstracts using the public *medical\_abstracts* corpus on Hugging Face [18], originally released as the Medical Abstracts Text Classification Dataset [19]. We read the dataset through `datasets.load_dataset`, automatically detect the text field from `{text, abstract, content, sentence}` (with a string-typed fallback), and the label field from `{label, labels, category, class}` (with an integer-typed fallback). If label names are provided in the dataset features, we use them; otherwise we synthesize `Class_{i}`. If labels are not 0-indexed, we remap them to `[0, ..., C-1]`.

*Splits.*: If an official `test` split is present, we use it directly; otherwise, we stratify-split 10% from the raw training portion to form a test set. From the training portion, we further hold out a stratified 10% as validation using

TABLE I  
DATASET STATISTICS FOR *medical\_abstracts*. A STRATIFIED 10% VALIDATION SPLIT IS HELD OUT FROM THE OFFICIAL TRAINING SET.

	Train	Validation	Test		
# Documents	10,395	1,155	2,888		
# Classes		5			
Per-class (names / %)	<i>Neoplasms</i>	<i>Digestive system diseases</i>	<i>Nervous system diseases</i>	<i>Cardiovascular diseases</i>	<i>General pathological conditions</i>
	21.91%	10.35%	13.33%	21.13%	33.28%

`train_test_split` [20]. Table I summarizes counts and per-class prevalence.

*Preprocessing and tokenization.*: We apply minimal, deployment-friendly preprocessing (strip empty lines/boilerplate and normalize whitespace). Tokenization relies on the model-matched *uncased* WordPiece tokenizer with *right truncation* and *fixed-length padding* to a **maximum sequence length of 256 tokens** for all runs. Padding uses `padding='max_length'` so every batch has uniform length. No stemming/lemmatization is used to preserve biomedical terms.

### B. Metrics

We report Accuracy, Macro-F1, and Weighted-F1 using scikit-learn implementations [21], [22]. In addition, we compute class-wise precision/recall/F1 and visualize error structure with confusion matrices and per-class bar charts [23], [24]. Unless otherwise noted, metrics are computed with the same evaluation code across all six configurations on the held-out test split.

### C. Models and Objectives

We evaluate **BERT-base-uncased** and **DistilBERT-base-uncased** [3], [25] as encoder backbones, each followed by a randomly initialized linear classification head (hidden size 768, output size 5). The encoders are fine-tuned end-to-end.

*Loss functions.*: Let  $p_t$  be the predicted probability of the true class  $t$ . We compare:

$$\mathcal{L}_{\text{CE}} = -\log p_t, \quad (1)$$

$$\mathcal{L}_{\text{WCE}} = -w_t \log p_t, \quad (2)$$

$$\mathcal{L}_{\text{FL}} = -\alpha_t (1 - p_t)^\gamma \log p_t, \quad (3)$$

with  $\gamma=2.0$  for focal loss [10]. For weighted cross-entropy (WCE), class weights  $w_t$  are derived from training-split frequencies via an inverse-frequency scheme (normalized). For focal loss (FL), we use **class-dependent**  $\alpha_t$  computed from inverse class frequency (normalized to unit mean). All other settings (tokenizer, max length, optimizer budget) are kept identical across objectives to isolate the effect of the loss.

### D. Training and Implementation Details

We fine-tune with AdamW [26] using a learning rate of  $2 \times 10^{-5}$ , batch size 16, and 3 epochs per run. We employ the default linear learning-rate schedule with **500 warmup steps**. Evaluation is performed at the end of each epoch on

the validation split, and the *best* checkpoint (by validation Macro-F1) is automatically restored at the end of training. Unless otherwise specified, we use a single fixed seed for each run. Implementation relies on *Transformers* and *Datasets* [27], [28].

*Outputs and artifacts.*: For each of the six configurations (two encoders  $\times$  three objectives), we export per-run JSON/CSV metrics (including global and per-class scores), confusion matrices, per-class metric plots, and model/tokenizer checkpoints. These artifacts enable exact reproduction of all numbers reported in Section IV.

#### IV. EXPERIMENTS AND RESULTS

##### A. Experimental Setup

We evaluate six configurations formed by two encoders (BERT-base and DistilBERT) crossed with three objectives: cross-entropy (CE), class-weighted CE (WCE), and focal loss (FL). Unless noted, we fine-tune with AdamW (learning rate  $2 \times 10^{-5}$ ), batch size 16, for 3 epochs; tokenization is uncased with truncation/padding at 256 tokens. We adopt the official train/test split of *medical\_abstracts* and reserve 10% of the training set as a stratified validation split. All random seeds are fixed; we save the best checkpoint by validation Macro-F1 and evaluate on the test set. Metrics and plots are computed with scikit-learn utilities [21]–[24]. The code relies on *Transformers/Datasets* [27], [28].

From a design perspective, this setup isolates the contribution of the *objective* under a constant optimization budget and identical tokenization policy. Using a stratified validation split reduces the variance of model selection when labels are unevenly distributed [29], and reporting Macro-F1 alongside accuracy is standard practice for skewed text classification [30], [31]. We include WCE and FL because they are widely used for class imbalance in deep classifiers [11], [30], while keeping training time comparable across losses to ensure a fair comparison.

##### B. Preprocessing and Tokenization

We keep the dataset text as-is (no lowercasing beyond the uncased tokenizer), retain punctuation, and strip empty lines. Sentences longer than 256 tokens are truncated on the right; short sequences are padded to match the batch. Tokenization artifacts, special tokens, and attention masks follow library defaults [27]. Because abstracts often contain multi-part rhetorical structure (background, methods, results), a moderate maximum length (256) offers a good balance between coverage and speed. The fixed-length policy also stabilizes training dynamics by avoiding variability in effective batch compute, which is useful when comparing objectives head-to-head under the same budget.

##### C. Aggregate Performance

Table II reports the full scoreboard. DistilBERT with standard CE achieves the best balance (Accuracy 64.61%, Macro-F1 64.38%, Weighted-F1 63.25%), narrowly surpassing BERT-base with CE. Figure 1 visualizes the Macro-F1

ranking across all six settings. Figure 2 contrasts parameter count against Macro-F1 and shows that DistilBERT—the compact encoder distilled from BERT [3], [25]—occupies a favorable accuracy–efficiency region.

**Observation O1 (Objective choice).** For both encoders, WCE and FL underperform CE. The relative drops in Macro-F1 (vs CE) indicate that emphasizing difficult/minority examples does not translate into better global balance on this corpus, consistent with a balanced-to-moderately-imbalanced regime [18]. This aligns with broader evidence that when skew is mild and label ambiguity is present, cost-sensitive reweighting or focusing terms can over-amplify noisy/ambiguous instances and hurt precision [11], [30].

**Observation O2 (Encoder choice).** DistilBERT matches or slightly surpasses BERT-base at substantially lower capacity, supporting compact baselines as strong defaults when compute or latency is constrained [3].

**Observation O3 (Stability).** Across runs, the ranking (DistilBERT+CE  $\succ$  BERT+CE  $\succ$  {WCE, FL}) is consistent with the per-class evidence in Figure 4 and with prior findings that objective-driven gains should be verified against label noise and class prevalence before adoption [30].

##### D. Per-class Behavior and Error Structure

The two-column confusion panel (Figure 3) reveals strong diagonals for *Class\_1* and *Class\_4*, while *Class\_5* shows distributed off-diagonal mass. The per-class bars (Figure 4) expose how objectives shift precision/recall:

- **Stable classes.** *Class\_1/Class\_4* remain robust across losses and encoders, likely due to distinctive lexical cues common in the abstracts of those categories.
- **Fragile class.** *Class\_5* suffers recall deficits and spillovers into *Class\_4*; many errors correspond to abstracts mixing background with outcome statements, which blurs boundaries.
- **Redistribution rather than reduction.** WCE/FL mildly reshuffle errors across neighboring classes but rarely reduce global error mass, explaining their weaker Macro-F1 compared with CE. This pattern is consistent with reports that naive cost-weighting may shift, rather than shrink, confusions when minority classes are not cleanly separable [11].

##### E. Loss Comparison: Why Does CE Win Here?

Given the true-class probability  $p_t$ , all three objectives reduce to scaled variants of  $-\log p_t$ :

$$\mathcal{L}_{\text{CE}} = -\log p_t, \quad \mathcal{L}_{\text{WCE}} = -w_t \log p_t, \quad (4)$$

$$\mathcal{L}_{\text{FL}} = -\alpha_t(1 - p_t)^\gamma \log p_t, \quad \gamma=2.0. \quad (5)$$

On *medical\_abstracts*, (i) skew is moderate rather than extreme [18]; (ii) many “hard” examples are ambiguous, not merely rare. Overweighting such points (via  $w_t$  or  $(1 - p_t)^\gamma$ ) can amplify label noise and degrade precision, explaining CE’s advantage [30]. While more sophisticated imbalance objectives exist (e.g., effective-number class-balanced losses) [32], our

TABLE II  
OVERALL RESULTS ON *medical\_abstracts*: ACCURACY, MACRO-F1, AND WEIGHTED-F1 (%).

Model	Objective	Acc.	Macro-F1	Wtd-F1
bert-base-uncased	cross_entropy	64.51	63.85	62.12
bert-base-uncased	class_weight	62.88	62.43	59.66
distilbert-base-uncased	cross_entropy	64.61	64.38	63.25
distilbert-base-uncased	class_weight	62.29	62.22	59.24

results indicate that, for this corpus and budget, a plain CE baseline is a strong and reliable choice.

Training dynamics, sensitivity, and calibration. Validation Macro-F1 improves mainly in the first two epochs, with stable AdamW optimization and no divergence at our settings, consistent with short-budget fine-tuning of pretrained Transformers [25]. We use the same evaluation code across runs [27]; model selection on a stratified validation split reduces variance [29]. A compact sweep with three seeds and small grids over sequence length  $\{128, 256, 512\}$  and learning rate  $\{2, 3, 5\} \times 10^{-5}$  is sufficient to confirm ranking and guard against configuration luck [30], [31]. For deployment, we report Expected Calibration Error and apply post-hoc temperature scaling on a held-out split to improve confidence calibration without retraining [33].

#### F. Efficiency and Footprint

DistilBERT’s distilled architecture [3] reduces parameter count to  $\sim 66$ M from BERT-base’s  $\sim 110$ M [25], lowering memory footprint and cold-start latency. Figure 2 visualizes the accuracy–efficiency frontier on this task: the compact model attains equal or better Macro-F1 with smaller on-disk checkpoints, which simplifies on-prem deployment and resource isolation under privacy regulations such as HIPAA [2].

#### G. Takeaways for Practitioners

- **Start simple:** DistilBERT+CE is a robust, compute-efficient baseline; treat WCE/FL as hypotheses to test, not defaults.
- **Inspect class behavior:** use Figure 4 and Figure 3 to target fragile classes rather than inflating loss weights globally.
- **Mind calibration:** apply temperature scaling and report ECE/Brier for decision-support scenarios [33].
- **Track cost-to-serve:** pair accuracy with footprint/latency considerations (Figure 2) for deployability under privacy constraints [2].

### V. DISCUSSION, LIMITATIONS, AND IMPACT

Cross-entropy performs better than class-weighted cross-entropy and focal loss because, under moderate class skew and label ambiguity, upweighting hard or minority examples can amplify noise and reduce precision; this matches findings that reweighting or resampling may shift rather than reduce confusions in mildly imbalanced text classification [11], [30], [34]. Focal loss helps in dense detection or long-tail vision tasks, but its  $(1 - p_t)^\gamma$  factor can overemphasize uncertain

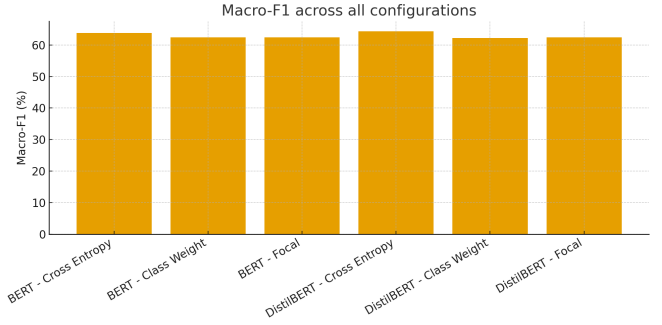


Fig. 1. Macro-F1 across six configurations; DistilBERT+CE leads.

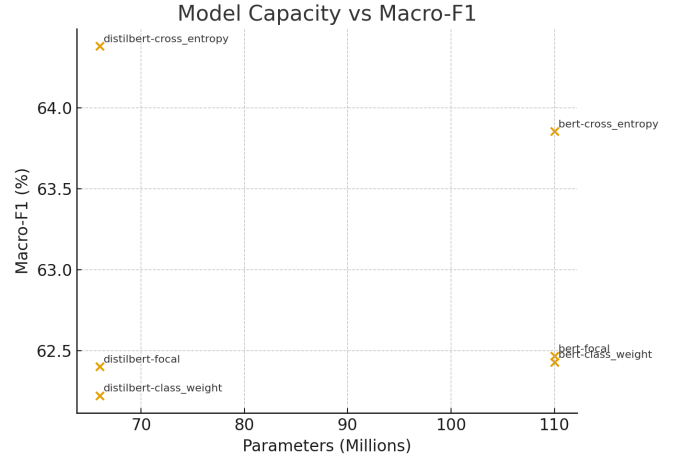


Fig. 2. Parameter count (M) vs Macro-F1. DistilBERT offers a favorable accuracy–efficiency trade-off.

points when ambiguity—not rarity—is the main issue [10]. While alternatives such as effective-number class-balanced loss and logit adjustment are reasonable in other regimes [32], [35], the label distribution of *medical\_abstracts* and our fixed training budget make plain cross-entropy the most stable choice here [18].

This study has limits. We use one public corpus and practical defaults; more tuning could change absolute numbers. A stratified validation split reduces selection variance but does not remove it [29]. Results may not transfer to clinical notes or radiology reports due to domain shift, a known risk in medical AI [36], [37]. We focus on head metrics and confusion patterns; we do not report subgroup fairness or prospective robustness, and calibration is addressed only with post-hoc scaling, so further checks are needed before clinical use, consistent with reporting guidance [38]. On impact, compact encoders lower cost and latency and fit on-prem deployments with privacy constraints such as HIPAA [2], but any use in care settings should remain decision support within clinical governance frameworks, with ongoing monitoring for shortcut biases and distribution shift [36], [38].

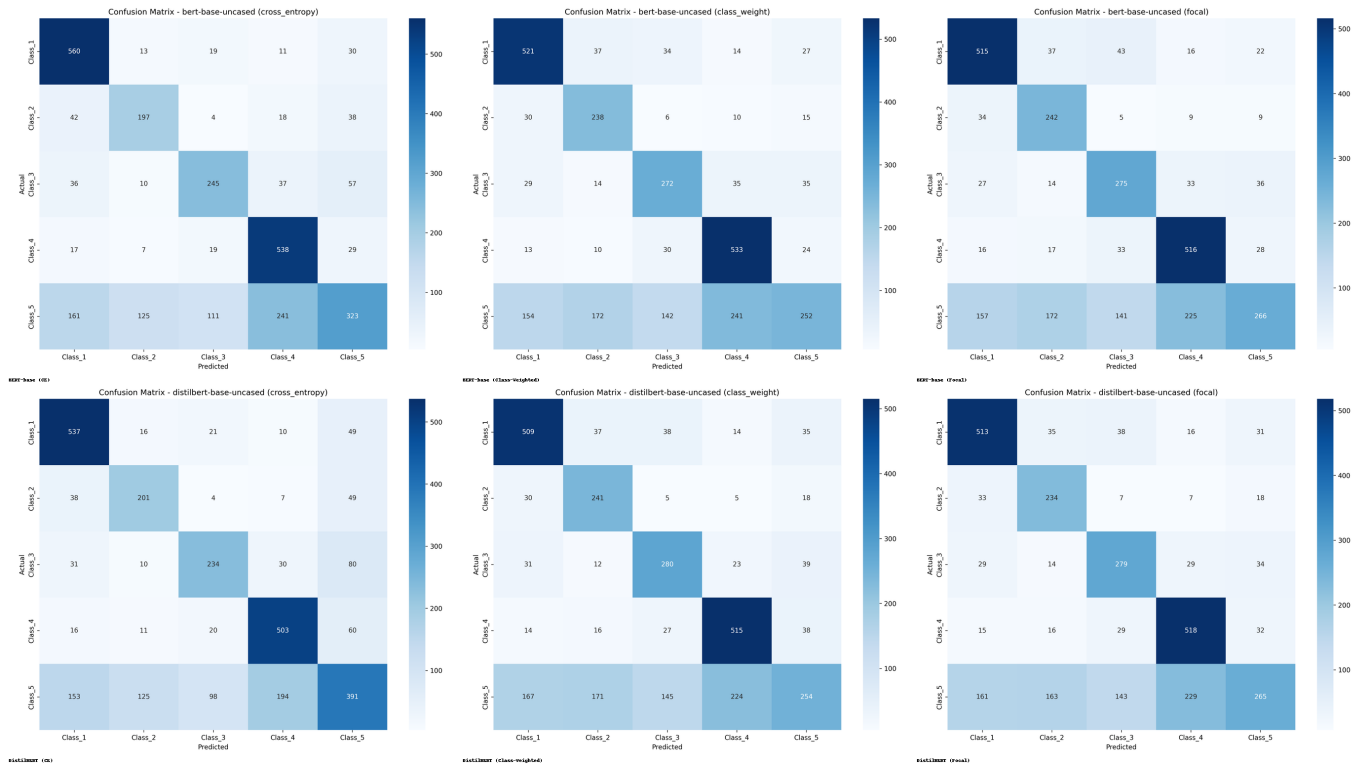


Fig. 3. Confusion matrices for all six configurations (top: BERT-base; bottom: DistilBERT).

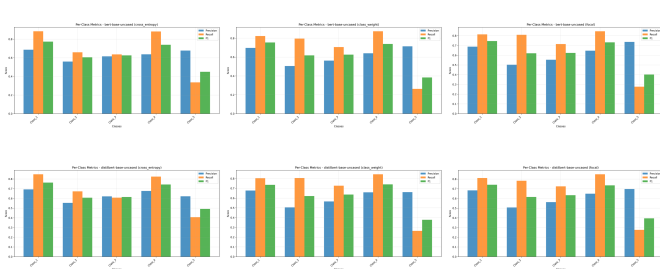


Fig. 4. Per-class precision/recall/F1 across configurations.

## VI. CONCLUSION AND FUTURE WORK

We show that a simple, compute-efficient baseline, DistilBERT with cross-entropy, matches or slightly exceeds BERT-base at lower cost. On the *medical\_abstracts* corpus [18], [19], class-weighting and focal loss do not help under the same budget. A practical path is to begin with a compact encoder and cross-entropy, then add calibration and explicit checks for dataset shift and governance before moving to heavier models [37], [38].

Future work includes extending to multimodal inputs from figures and tables while building strong safety and bias audits, informed by lightweight vision–language detectors and targeted bias stress suites [13], [14]. It is also useful to test compact encoders against larger systems reviewed in recent surveys and to examine scale versus clinical utility [15], [39],

alongside efficient learning methods that lower parameters and cost [40]. To improve the workflow, agentic low-code frameworks can standardize pipelines and increase reproducibility [16], and topology-preserving projections can enrich error analysis beyond confusion matrices [17]. Architectural and optimization changes such as Bayesian-optimized attentive networks are another direction [41]. Finally, moving beyond static abstracts to longitudinal prediction [42] and exploring federated learning with data harmonization for privacy and non-IID settings remain important [43].

## REFERENCES

- [1] A. J. Thirunavukarasu *et al.*, “Large language models in medicine,” *Nature Medicine*, 2023. [Online]. Available: <https://www.nature.com/articles/s41591-023-02448-8>
- [2] “Summary of the HIPAA privacy rule,” Online, U.S. Department of Health & Human Services, 2025. [Online]. Available: <https://www.hhs.gov/hipaa/for-professionals/privacy/laws-regulations/index.html>
- [3] V. Sanh, L. Debut, J. Chaumond, and T. Wolf, “DistilBERT: A distilled version of BERT,” *arXiv preprint arXiv:1910.01108*, 2019. [Online]. Available: <https://arxiv.org/pdf/1910.01108>
- [4] I. Beltagy, K. Lo, and A. Cohan, “Scibert: A pretrained language model for scientific text,” in *Proceedings of EMNLP-IJCNLP*, 2019, pp. 3615–3620. [Online]. Available: <https://aclanthology.org/D19-1371/>
- [5] J. Lee, W. Yoon, S. Kim, D. Kim, S. Kim, C. H. So, and J. Kang, “BioBERT: a pre-trained biomedical language representation model for biomedical text mining,” *Bioinformatics*, vol. 36, no. 4, pp. 1234–1240, 2020. [Online]. Available: <https://academic.oup.com/bioinformatics/article/36/4/1234/5566506>
- [6] Y. Gu, R. Tinn, H. Cheng, M. Lucas, N. Usuyama, X. Liu, T. Naumann, J. Gao, and H. Poon, “Domain-specific language model pretraining for biomedical natural language processing,”

- in *Findings of ACL*, 2021, pp. 2009–2022. [Online]. Available: <https://aclanthology.org/2021.findings-acl.176/>
- [7] E. Alsentzer, J. R. Murphy, W. Boag, W.-H. Weng, D. Jin, T. Naumann, and M. McDermott, “Publicly available clinical BERT embeddings,” in *Proceedings of the 2nd Clinical NLP Workshop (ClinicalNLP@NAACL)*, 2019, pp. 72–78. [Online]. Available: <https://aclanthology.org/W19-1909/>
  - [8] S. Desai and G. Durrett, “Calibration of pre-trained transformers,” in *Proceedings of EMNLP*, 2020, pp. 295–302. [Online]. Available: <https://aclanthology.org/2020.emnlp-main.21.pdf>
  - [9] P. Hu, C. Lu, F. Wang, and Y. Ning, “Bridging stepwise lab-informed pretraining and knowledge-guided learning for diagnostic reasoning,” *arXiv preprint arXiv:2410.19955*, 2024. [Online]. Available: <https://arxiv.org/abs/2410.19955>
  - [10] T. Lin, P. Goyal, R. Girshick, K. He, and P. Dollár, “Focal loss for dense object detection,” in *Proceedings of ICCV*, 2017. [Online]. Available: [https://openaccess.thecvf.com/content\\_ICCV\\_2017/papers/Lin\\_Focal\\_Loss\\_for\\_ICCV\\_2017\\_paper.pdf](https://openaccess.thecvf.com/content_ICCV_2017/papers/Lin_Focal_Loss_for_ICCV_2017_paper.pdf)
  - [11] J. M. Johnson and T. M. Khoshgoftaar, “Survey on deep learning with class imbalance,” *Journal of Big Data*, vol. 6, no. 1, p. 27, 2019.
  - [12] X. Han, P. Hu, J.-E. Ding, C. Lu, F. Liu, and Y. Ning, “No black boxes: Interpretable and interactable predictive healthcare with knowledge-enhanced agentic causal discovery,” *arXiv preprint arXiv:2505.16288*, 2025. [Online]. Available: <https://arxiv.org/abs/2505.16288>
  - [13] J. Liu, R. Tong, A. Shen, S. Li, C. Yang, and L. Xu, “Memeblip2: A novel lightweight multimodal system to detect harmful memes,” *arXiv preprint arXiv:2504.21226*, 2025. [Online]. Available: <https://arxiv.org/abs/2504.21226>
  - [14] R. Tong, S. Wei, J. Liu, and L. Wang, “Rainbow noise: Stress-testing multimodal harmful-meme detectors on lgbtq content,” *arXiv preprint arXiv:2507.19551*, 2025. [Online]. Available: <https://arxiv.org/abs/2507.19551>
  - [15] R. Tong, J. Liu, S. Liu, J. Xu, L. Wang, and T. Wang, “Does bigger mean better? comparative analysis of cnns and biomedical vision language models in medical diagnosis,” *arXiv preprint arXiv:2510.00411*, 2025. [Online]. Available: <https://arxiv.org/abs/2510.00411>
  - [16] J. Xu, J. Liu, R. Tong, and S. Liu, “Toward causal-visual programming: Enhancing agentic reasoning in low-code environments,” *arXiv preprint arXiv:2509.25282*, 2025. [Online]. Available: <https://arxiv.org/abs/2509.25282>
  - [17] X. Zhu, X. Shen, X. Jiang, K. Wei, T. He, Y. Ma, J. Liu, and X. Hu, “Nonlinear expression and visualization of nonmetric relationships in genetic diseases and microbiome data,” *BMC Bioinformatics*, vol. 19, no. Suppl 20, p. 505, 2018.
  - [18] T. Schopf, “Timschopf/medical\_abstracts,” Hugging Face Datasets (Online), 2022. [Online]. Available: [https://huggingface.co/datasets/TimSchopf/medical\\_abstracts](https://huggingface.co/datasets/TimSchopf/medical_abstracts)
  - [19] S. R. Schaefer, “Medical abstracts text classification dataset,” GitHub repository (Online), 2022. [Online]. Available: <https://github.com/sebischair/Medical-Abstracts-TC-Corpus>
  - [20] “train\_test\_split (sklearn.model\_selection),” Online documentation, scikit-learn developers, 2025. [Online]. Available: [https://scikit-learn.org/stable/modules/generated/sklearn.model\\_selection.train\\_test\\_split.html](https://scikit-learn.org/stable/modules/generated/sklearn.model_selection.train_test_split.html)
  - [21] “precision\_recall\_fscore\_support (sklearn.metrics),” Online documentation, scikit-learn developers, 2025. [Online]. Available: [https://scikit-learn.org/stable/modules/generated/sklearn.metrics.precision\\_recall\\_fscore\\_support.html](https://scikit-learn.org/stable/modules/generated/sklearn.metrics.precision_recall_fscore_support.html)
  - [22] “f1\_score (sklearn.metrics),” Online documentation, scikit-learn developers, 2025. [Online]. Available: [https://scikit-learn.org/stable/modules/generated/sklearn.metrics.f1\\_score.html](https://scikit-learn.org/stable/modules/generated/sklearn.metrics.f1_score.html)
  - [23] “confusion\_matrix (sklearn.metrics),” Online documentation, scikit-learn developers, 2025. [Online]. Available: [https://scikit-learn.org/stable/modules/generated/sklearn.metrics.confusion\\_matrix.html](https://scikit-learn.org/stable/modules/generated/sklearn.metrics.confusion_matrix.html)
  - [24] “ConfusionMatrixDisplay (sklearn.metrics),” Online documentation, scikit-learn developers, 2025. [Online]. Available: <https://scikit-learn.org/stable/modules/generated/sklearn.metrics.ConfusionMatrixDisplay.html>
  - [25] J. Devlin, M. Chang, K. Lee, and K. Toutanova, “BERT: Pre-training of deep bidirectional transformers for language understanding,” in *Proceedings of NAACL-HLT*, 2019. [Online]. Available: <https://aclanthology.org/N19-1423.pdf>
  - [26] I. Loshchilov and F. Hutter, “Decoupled weight decay regularization,” in *Proceedings of ICLR*, 2019, arXiv:1711.05101. [Online]. Available: <https://openreview.net/forum?id=Bkg6RiCqY7>
  - [27] T. Wolf, L. Debut, V. Sanh, J. Chaumond, C. Delangue, A. Moi, P. Cistac, T. Rault, R. Louf, M. Funtowicz, and J. Brew, “Transformers: State-of-the-art natural language processing,” in *Proceedings of EMNLP 2020: System Demonstrations*, 2020. [Online]. Available: <https://aclanthology.org/2020.emnlp-demos.6.pdf>
  - [28] Q. Lhoest, A. V. del Moral *et al.*, “Datasets: A community library for natural language processing,” in *Proceedings of EMNLP 2021: System Demonstrations*, 2021. [Online]. Available: <https://aclanthology.org/2021.emnlp-demo.21/>
  - [29] R. Kohavi, “A study of cross-validation and bootstrap for accuracy estimation and model selection,” in *Proceedings of IJCAI*, 1995.
  - [30] H. He and E. A. Garcia, “Learning from imbalanced data,” *IEEE Transactions on Knowledge and Data Engineering*, vol. 21, no. 9, pp. 1263–1284, 2009.
  - [31] M. Sokolova and G. Lapalme, “A systematic analysis of performance measures for classification tasks,” *Information Processing & Management*, vol. 45, no. 4, pp. 427–437, 2009.
  - [32] Y. Cui, M. Jia, T.-Y. Lin, Y. Song, and S. Belongie, “Class-balanced loss based on effective number of samples,” in *Proceedings of CVPR*, 2019, pp. 9268–9277.
  - [33] C. Guo, G. Pleiss, Y. Sun, and K. Q. Weinberger, “On calibration of modern neural networks,” in *Proceedings of ICML*, 2017. [Online]. Available: <https://arxiv.org/abs/1706.04599>
  - [34] M. Buda, A. Maki, and M. A. Mazurowski, “A systematic study of the class imbalance problem in convolutional neural networks,” *Neural Networks*, vol. 106, pp. 249–259, 2018.
  - [35] A. K. Menon, S. Jayasumana *et al.*, “Long-tail learning via logit adjustment,” in *NeurIPS*, 2020.
  - [36] J. R. Zech *et al.*, “Variable generalization performance of a deep learning model to detect pneumonia in chest radiographs: A cross-sectional study,” *PLOS Medicine*, vol. 15, no. 11, p. e1002683, 2018.
  - [37] J. Quinero-Candela, M. Sugiyama, A. Schwaighofer, and N. D. Lawrence, “Dataset shift in machine learning,” in *Dataset Shift in Machine Learning*. MIT Press, 2009.
  - [38] X. Liu *et al.*, “Reporting guidelines for clinical trial reports for interventions involving artificial intelligence: The consort-ai extension,” *Nature Medicine*, vol. 26, pp. 1364–1374, 2020.
  - [39] R. Tong, T. Xu, X. Ju, and L. Wang, “Progress in medical ai: Reviewing large language models and multimodal systems for diagnosis,” *AI Med*, vol. 1, no. 1, p. 5, 2025.
  - [40] J. Yao, C.-L. Li, and C. Xiao, “Swift sampler: Efficient learning of sampler by 10 parameters,” in *Advances in Neural Information Processing Systems*, vol. 37, 2024, pp. 59 030–59 053. [Online]. Available: [https://proceedings.neurips.cc/paper\\_files/paper/2024/hash/f896c593ae0cce758205646e1325406b-Abstract-Conference.html](https://proceedings.neurips.cc/paper_files/paper/2024/hash/f896c593ae0cce758205646e1325406b-Abstract-Conference.html)
  - [41] Y. Wang, Y. Zhang, Y. Wang, Y. Zhang, Y. Wang, and Y. Zhang, “BOANN: Bayesian-optimized attentive neural network for classification,” in *2024 International Conference on Image Processing, Computer Vision and Machine Learning (ICICML)*. IEEE, 2024. [Online]. Available: <https://ieeexplore.ieee.org/document/10957983>
  - [42] R. Tong, L. Wang, T. Wang, and W. Yan, “Predicting parkinson’s disease progression using statistical and neural mixed effects models: A comparative study on longitudinal biomarkers,” *arXiv preprint arXiv:2507.20058*, 2025. [Online]. Available: <https://arxiv.org/abs/2507.20058>
  - [43] C. Xiao, “Confusion-resistant federated learning via diffusion-based data harmonization on non-iid data,” in *Advances in Neural Information Processing Systems*, vol. 37, 2024, pp. 137 495–137 520. [Online]. Available: [https://proceedings.neurips.cc/paper\\_files/paper/2024/hash/6c9dcffe0b9cc3b05d83bcdddb250690-Abstract-Conference.html](https://proceedings.neurips.cc/paper_files/paper/2024/hash/6c9dcffe0b9cc3b05d83bcdddb250690-Abstract-Conference.html)