

The Impact of Sanctions on decentralised Privacy Tools: A Case Study of Tornado Cash

Raffaele Cristodaro
BDLT Group
Department of Informatics,
University of Zurich
8050 Zurich, Switzerland

Benjamin Kraner
BDLT Group
Department of Informatics,
University of Zurich
8050 Zurich, Switzerland

Claudio J. Tessone
UZH Blockchain Center,
Department of Informatics,
University of Zurich
8050 Zurich, Switzerland

Abstract—This paper investigates the impact of sanctions on Tornado Cash, a smart contract protocol designed to enhance transaction privacy. Following the U.S. Department of the Treasury’s sanctions against Tornado Cash in August 2022, platform activity declined sharply. We document a significant and sustained reduction in transaction volume, user diversity, and overall protocol utilization after the sanctions were imposed. Our analysis draws on transaction data from three major blockchains: Ethereum, BNB Smart Chain, and Polygon. We further examine developments following the partial lifting and eventual removal of sanctions by the U.S. Office of Foreign Assets Control (OFAC) in March 2025. Although activity partially recovered, the rebound remained limited. The Tornado Cash case illustrates how regulatory interventions can affect decentralized protocols, while also highlighting the challenges of fully enforcing such measures in decentralized environments.

Index Terms—Tornado Cash, Sanctions, Mixer

I. INTRODUCTION

Blockchain technology has transformed the way value is exchanged, enabling decentralised, transparent, and trust-minimized financial systems. At the same time, this transparency poses challenges for privacy. In response, a number of privacy-enhancing protocols have emerged, with Tornado Cash standing out as one of the most widely used. Tornado Cash is a non-custodial mixer that allows users to obscure the origin of funds by pooling assets of equal denominations and facilitating withdrawals to new addresses.

While Tornado Cash was designed to provide stronger transactional privacy, it also attracted scrutiny from regulators. The U.S. Department of the Treasury, through its Office of Foreign Assets Control (OFAC), oversees the implementation of economic and trade sanctions to advance national security and foreign policy objectives. Traditionally, these measures have been directed at specific countries, organizations, and individuals, entities that operate within frameworks where legal and enforcement mechanisms can be readily applied. However, the rise of digital currencies introduces new complexities. Unlike conventional financial systems that rely on identifiable intermediaries, cryptocurrencies operate on decentralised infrastructures designed to resist censorship and external control. This structure limits the government’s ability to regulate or disrupt illicit financial flows through conventional legal pathways.

The intersection of digital assets with cybercrime has elevated them as a priority in sanction enforcement. A pivotal moment came on the 8th of August, 2022, when OFAC sanctioned Tornado Cash, a decentralised privacy protocol, under Executive Order 13694, which targets entities involved in harmful cyber-enabled activities. By placing Tornado Cash on the Specially Designated Nationals and Blocked Persons (SDN) list, the Treasury alleged the platform had facilitated the laundering of over \$7 billion in virtual assets since its launch in 2019. This action marked a significant extension of sanctions policy into the realm of autonomous software systems and set a precedent for regulating decentralised finance tools [1].

This paper investigates the impact of these sanctions on Tornado Cash activity across three major blockchains: Ethereum, BNB Smart Chain, and Polygon. Using on-chain data, we examine changes in user participation, transaction volume, and protocol usage before and after the sanctions were introduced. We further analyse how the ecosystem responded following the eventual removal of sanctions by OFAC in March 2025.

Our findings show a sharp and sustained decline in activity immediately following the initial sanctions, suggesting that even decentralised protocols are not immune to regulatory pressure. However, the partial recovery observed after the sanctions were lifted reveals a more nuanced picture, pointing to both the influence and limitations of enforcement actions in decentralised environments.

This study contributes to ongoing discussions about the role of regulation in Web3 ecosystems. The case of Tornado Cash has become a focal point for policymakers and researchers alike, including institutions such as the Federal Reserve and the Swiss National Bank, who have examined the implications of regulatory interventions in decentralised systems [2].

II. BACKGROUND AND RELATED WORK

A. How Tornado Cash Works

Tornado Cash is a decentralised privacy protocol that operates through self-executing smart contracts on public blockchains. Designed to obscure transaction trails, it enables users to detach the publicly visible link between deposit and withdrawal addresses by employing cryptographic techniques to mix assets.

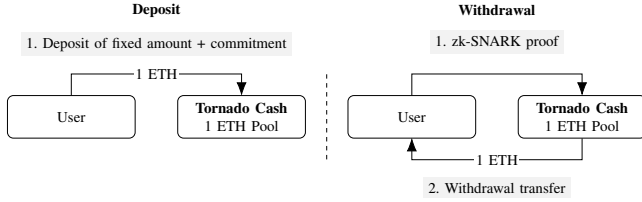


Fig. 1. Tornado Cash: deposit and withdrawal without a relay. **Deposit** (left): (1) The depositor sends exactly 1 ETH together with a cryptographic commitment (a hash derived from a secret note). The smart contract records this commitment as a new leaf in its Merkle tree, revealing no information about either the sender or any future recipient. **Withdrawal** (right): (1) The user later submits a zk-SNARK proof that demonstrates ownership of an unspent commitment and specifies a recipient address; (2) once the proof is verified, the contract transfers the full 1 ETH to that address. Because no relay is used, the user pays only the gas fee and receives the entire withdrawal amount.

The protocol works by allowing users to deposit fixed quantities of cryptocurrencies, such as native tokens (e.g., ETH, MATIC, BNB) or popular ERC-20 tokens like USDC, into shared contract-based pools. Before initiating a deposit, users generate a random secret value off-chain and compute a corresponding cryptographic commitment using a Pedersen hash [3], [4]. This commitment is included in the deposit transaction and recorded on-chain as a leaf in a Merkle tree that tracks all past deposits. Each commitment is unique, ensuring that no two deposits can be confused or linked by design. The underlying secret remains private and is never exposed on-chain.

When users want to redeem their funds, they generate a zero-knowledge proof, specifically a zk-SNARK, that proves they know a secret tied to a previously made deposit without revealing which one it was. This proof is verified by the smart contract, and if valid, the contract authorizes a transfer to a new address. This effectively masks the path between the original deposit and the eventual withdrawal.

To further enhance privacy, users can delegate the actual submission of the withdrawal transaction to an external actor known as a relay. The user privately shares the zero-knowledge proof and transaction parameters off-chain with the relay, who then broadcasts the withdrawal on-chain, pays the gas fees, and receives a small fee as compensation. Since the relay only sees the proof and not the original deposit, they cannot link the sender and recipient addresses. Moreover, using a relay prevents on-chain analysis of gas payment patterns that could otherwise reveal connections between transactions.

The relay model helps eliminate the final traceable link between the deposit origin and the withdrawal recipient. However, relying on relayers introduces potential risks: users must ensure the relay is trustworthy to avoid issues like censorship or fund misdirection.

A crucial design choice of the protocol is its use of fixed denominations. This constraint ensures that all deposits and withdrawals are indistinguishable based on value alone, which is vital for maintaining a sufficiently large anonymity set.

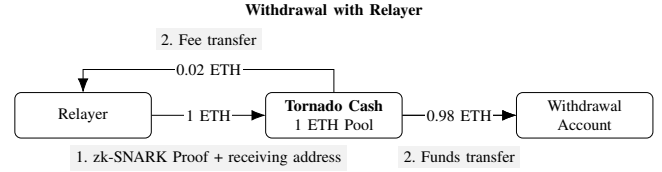


Fig. 2. Illustration of the Tornado Cash withdrawal process from the 1 ETH pool using a relay. The user provides a zk-SNARK proof that authorizes a valid withdrawal without revealing the original deposit. The relay submits the proof and pays the gas fees in exchange for a service fee (e.g., 0.02 ETH). The remaining funds (e.g., 0.98 ETH) are transferred to the recipient address specified in the transaction. This process allows for anonymous withdrawals while outsourcing the transaction execution to a third party.

Despite the strong cryptographic foundation, the effectiveness of Tornado Cash in providing anonymity depends significantly on how users interact with the protocol. Poor operational practices, such as immediate withdrawals, reusing addresses, or interacting with known wallets, can undermine privacy protections and introduce patterns susceptible to analysis.

In this study, we examine Tornado Cash activity across Ethereum, Polygon, and BNB Smart Chain. Although these networks differ in terms of fees, transaction speeds, and infrastructure, the core privacy mechanisms of the protocol remain consistent across all three.

B. Related Work

III. RELATED WORK

This paper contributes to the literature on blockchain-based financial activity and its intersection with illicit use, regulation, and censorship. A number of early studies have highlighted the vulnerabilities inherent in cryptocurrency markets, particularly in the absence of regulation. [5] demonstrated how Tether issuances were associated with suspicious patterns in Bitcoin price movements, raising concerns about artificial inflation and market manipulation. [6] and [7] further showed how the opacity and weak oversight in the crypto ecosystem enabled fraudulent trading strategies and price distortions, particularly in decentralised exchanges and unregulated token markets.

Beyond manipulation, the use of cryptocurrencies for illegal transactions has also been extensively documented. [8] analysed Bitcoin transaction flows and found that a significant share of activity could be linked to illicit purposes, including darknet commerce and ransomware payments. Their work was among the first to provide empirical estimates of the scale of criminal activity enabled by crypto assets. As concerns over these risks mounted, regulatory responses became more prominent, and researchers began to study how such interventions affected the broader crypto economy. For instance, [9] provided evidence that announcements of regulatory enforcement lead to immediate and often substantial reactions in cryptocurrency markets, signaling the high sensitivity of decentralised systems to legal and policy actions.

A recent and particularly relevant development in this area is the sanctioning of Tornado Cash by the U.S. Treasury in

August 2022. [2] examine this event as a natural experiment to understand how decentralised systems respond to external enforcement. Their study finds that the sanctions led to a dramatic drop in user activity, reduced transactional diversity, and changes in the behaviour of key infrastructure providers on Ethereum. While their analysis provides important insights into how the Ethereum ecosystem responded to regulatory pressure, their focus is limited to a single blockchain.

Our study complements and extends this line of research by examining not only Ethereum, but also BNB Smart Chain and Polygon, two additional public blockchain networks where Tornado Cash was deployed. This broader comparative perspective allows us to analyse how network architecture, user behaviour, and enforcement responses vary across platforms. Moreover, we contribute new insights by analysing the downstream effects of the removal of sanctions in 2025. While some of the initial disruption receded following the delisting of certain Tornado Cash addresses, our evidence shows that behavioural inertia and legal uncertainty continued to influence the willingness of ecosystem participants to re-engage with the protocol.

In parallel, our work speaks to research on censorship resistance in decentralised networks. While blockchains are often described as resistant to external control, several studies have questioned this assumption. [10] show how Ethereum’s architecture, particularly the reliance on MEV relays and block builders, introduces forms of centralization that can enable soft censorship. Similarly, [11] document transaction settlement delays for sanctioned Tornado Cash users, suggesting friction introduced by off-chain actors rather than protocol-level exclusion.

From a privacy standpoint, Tornado Cash has attracted considerable attention as a case study in the tradeoff between cryptographic guarantees and real-world usage. Early work by [12] and [13] showed how Bitcoin users could be de-anonymized using clustering and metadata correlation techniques. Although Tornado Cash operates differently, similar principles apply. Studies such as [14], [15], and [16] reveal that address reuse, predictable gas fees, and short withdrawal delays can undermine anonymity. These analyses emphasize how user behavior, and not just protocol design, plays a central role in preserving privacy.

A particularly comprehensive effort by [17] used heuristic analysis and graph representation learning to identify linkages between Tornado Cash participants, despite the use of zero-knowledge proofs. Their findings highlight how even privacy-focused tools can leak identifiable patterns when used carelessly. Building on this, [18] developed Tutela, a system for quantifying the effective size of the anonymity set after filtering compromised transactions, further underscoring the fragility of on-chain privacy in practice.

Our work builds on these insights by analysing Tornado Cash in the context of external enforcement. We focus on how privacy practices, user behaviors, and protocol usage evolved before, during, and after sanctions across three major networks. In doing so, we highlight not only technical vul-

TABLE I
SUMMARY OF TORNADO CASH ACTIVITY PER BLOCKCHAIN and POOL
DENOMINATION

Chain	Pool	# Deposits	# Withdrawals
Ethereum	0.1 ETH	35’379	31’240
	1 ETH	66’211	63’267
	10 ETH	60’073	58’542
	100 ETH	40’088	38’794
Polygon	100 MATIC	10’568	10’076
	1’000 MATIC	6’441	6’270
	10’000 MATIC	1’167	1’146
	100’000 MATIC	31	31
BSC	0.1 BNB	75’604	70’506
	1 BNB	93’443	91’379
	10 BNB	60’963	60’507
	100 BNB	19’093	18’405

nerabilities but also the social and legal dynamics that shape privacy outcomes in decentralised systems.

IV. DATA COLLECTION

To examine the effects of regulatory action on Tornado Cash, we compiled comprehensive transaction data from three major blockchains: Ethereum, BNB Smart Chain, and Polygon. The dataset spans from the initial deployment of Tornado Cash contracts on each network through the 19th of June 2025. We restricted our analysis to the official Tornado Cash smart contracts deployed on the above mentioned protocols, and did not include clones or replicas. The indicators analysed were selected based on their relevance in blockchain forensics and privacy research. In particular, we build on recent work such as [2], which examines sanctions on Tornado Cash and highlights the importance of these indicators for assessing user behaviour and regulatory impact.

Our data collection includes every deposit and withdrawal associated with Tornado Cash liquidity pools.

This dataset enables a longitudinal view of activity surrounding Tornado Cash, capturing both direct interactions with the protocol and broader financial behaviour by associated participants. It allows us to track shifts in usage over time, particularly in response to the sanctions and their eventual removal.

We report the number of transactions for each pool denomination across all three blockchains. A summary of these figures is presented in Table I.

V. ANALYSIS

To measure the effect of sanctions on Tornado Cash, we analyse four complementary indicators across Ethereum, BNB Smart Chain, and Polygon from January 2020 to June 2025: (i) weekly deposits and withdrawals for every pool denomination, (ii) chain-level transaction volumes, (iii) smart contract balances and net capital flows, and (iv) first-time user addresses. Examining these metrics before, during, and after the August

2022 OFAC designation and the March 2025 delisting reveals how sanctions altered activity levels, liquidity, and participant diversity, and how those changes varied by chain and pool size.

A. Transaction Activity by Pool and Chain

Figure 3 presents weekly deposit and withdrawal counts for every Tornado Cash pool on Ethereum, BNB Smart Chain, and Polygon. Each subplot shows the four supported denominations on the respective chain (0.1 / 1 / 10 / 100 ETH, BNB, or the 100 / 1 000 / 10 000 / 100 000 MATIC equivalents). Plotting deposits and withdrawals separately exposes possible asymmetries in entry and exit behaviour around key regulatory events.

The multi-chain view reveals both immediate and enduring effects:

a) *Ethereum*: As the original (and largest) deployment, Ethereum shows the earliest and most pronounced contraction. All four pools drop sharply, with the 100 ETH pool almost vanishing. Smaller pools erode more gradually, implying that lower-stakes users were either less responsive to enforcement risk or less concerned about reduced privacy.

b) *BNB Smart Chain*: BSC appears briefly resilient, sustaining activity in the 0.1, 1, and 10 BNB Smart Chain pools for several weeks. A clear down-trend nevertheless sets in, led by the high-denomination pool. Even without extensive US-based infrastructure, reputational risk alone curtails usage, and volumes remain depressed throughout 2023–2025.

c) *Polygon*: Already the smallest network, Polygon sees activity in the 10'000 and 100'000 MATIC pools vanish almost immediately, while the 100 / 1'000 pools persist at low but non-zero levels. The sharp exit from large pools underscores how a shrinking anonymity set deters further participation. Across all chains, the partial removal of addresses from the SDN list on 21st March 2025 triggers no observable resurgence. By then, more than two-and-a-half years of reduced turnover and liquidity have entrenched user disengagement. The evidence shows that decentralised applications can suffer lasting functional impairment through non-technical means: usage plummets post-sanctions, high-value pools empty first, and activity does not rebound even when formal pressure eases. Tornado Cash thus illustrates how legal and reputational shocks can override the nominal censorship resistance afforded by immutable smart contracts.

B. Aggregate Transaction Volume by Chain

Figure 4 plots total weekly deposits and withdrawals for all examined blockchain protocols. All three networks display a clear inflection in the week of 8th August 2022, when OFAC sanctioned Tornado Cash; activity falls sharply and never rebounds, even after the partial delisting of 21st March 2025.

Before the sanctions, Ethereum averaged more than 3'800 deposits and 2'200 withdrawals per week; BNB Smart Chain often exceeded 4'000 weekly transactions; Polygon peaked at roughly 500. Within a month of the designation, volumes on

every chain contracted by more than 90 percent. The decline persists throughout 2023–2025, with weekly counts stabilising in the low hundreds on Ethereum and BNB Smart Chain and in double digits on Polygon.

The synchronised collapse across heterogeneous networks shows that legal and reputational signals alone can disable a decentralised privacy tool, regardless of its immutable code or hosting infrastructure. Once liquidity and user confidence dissipate, neither the partial removal of sanctions nor the continued technical availability of the contracts proves sufficient to restore activity.

C. On-Chain Balances and Net Flows

Figure 5 plots weekly balances locked in each Tornado Cash pool and the corresponding net flow (deposits – withdrawals) on Ethereum, BNB Smart Chain, and Polygon from January 2020 to June 2025. Net flows turn abruptly negative in the week of 8th August 2022 (OFAC designation), and balances decline thereafter; the partial delisting of 21st March 2025 leaves these trends unchanged.

Ethereum pools, which previously attracted weekly net inflows above 45'000 ETH and held more than 200'000 ETH in aggregate, switch to persistent outflows and lose over two-thirds of their locked value within 18 months. BNB Smart Chain follows the same pattern, flipping from inflows exceeding 56'000 BNB to sustained weekly outflows of up to 20'000 BNB; total balances more than halve by early 2024. Polygon, smaller throughout, experiences the sharpest relative contraction: its largest pool drains from a peak of 700'000 MATIC to near zero, and no pool records net inflows after August 2022.

The synchronised reversal across chains reflects a classic “run” dynamic. Once users perceived legal and reputational risk, they withdrew capital irrespective of the contracts’ continued technical availability. The resulting loss of liquidity further reduced anonymity, reinforcing exit incentives. That balances keep falling after the March 2025 delisting shows that confidence, once lost, is difficult to restore; legal removal alone does not replenish the liquidity on which privacy guarantees depend.

D. New-User Onboarding Across Chains

Figure 6 tracks weekly first-time depositors and first-time withdrawers on Ethereum, BNB Smart Chain, and Polygon from January 2020 to June 2025. All three networks share a sharp break in the week of 8th August 2022: onboarding collapses and never recovers, even after the partial delisting of 21st March 2025.

Before sanctions, Ethereum regularly recorded over 600 new depositors and 900 new withdrawers per week; BNB Smart Chain reached 860 and 1'500 respectively; Polygon peaked at roughly 120 and 260. Within four weeks of the designation, counts on all networks had fallen by more than 90 per cent. The decline is steeper for new withdrawers, suggesting that even existing users hesitated to complete exits once legal risk became salient. The partial lifting of sanctions in March 2025

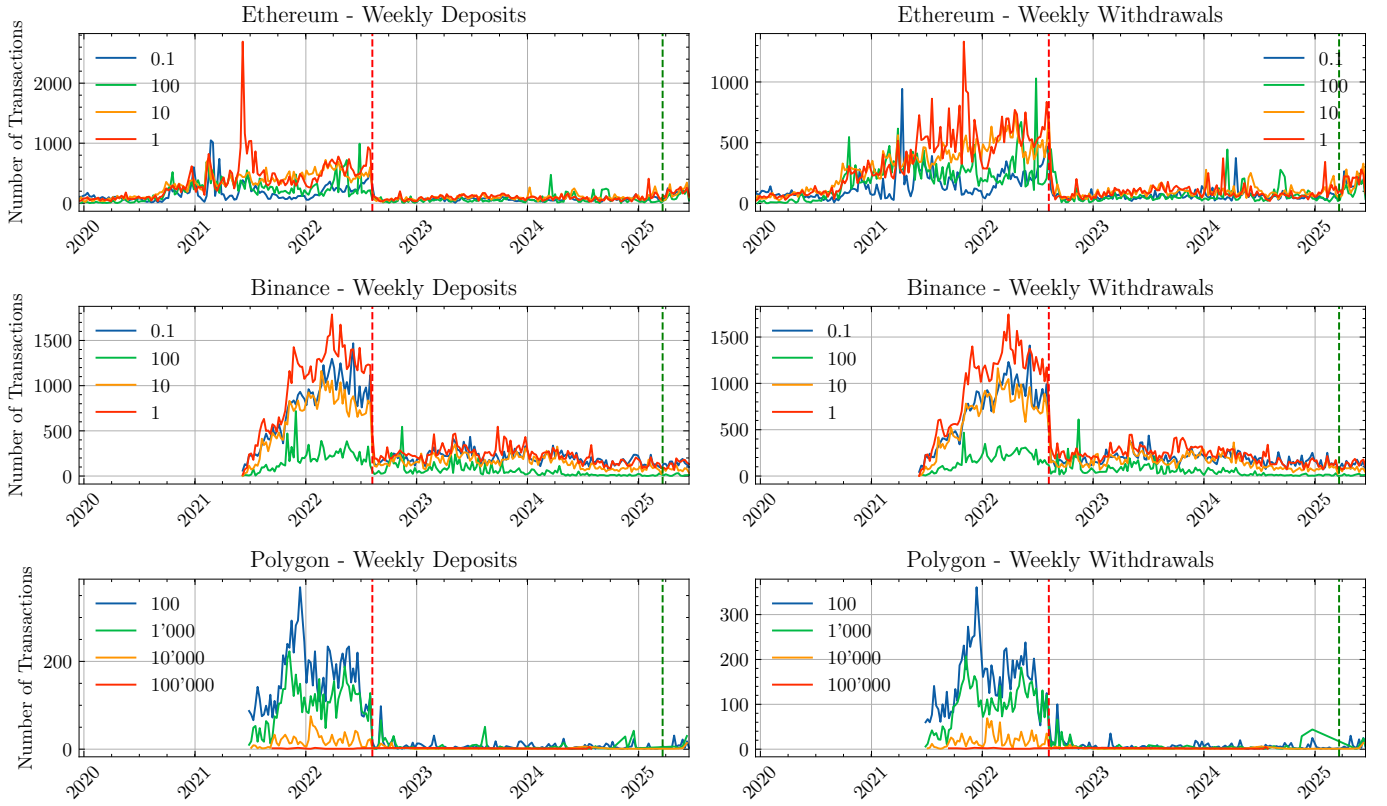


Fig. 3. Weekly Tornado Cash transaction activity by pool denomination across Ethereum, BNB Smart Chain, and Polygon. Each subplot shows deposit *or* withdrawal counts for the four pool sizes on that chain. Activity collapses across all networks after the OFAC sanctions of the 8th August 2022. High-value pools (100 ETH, 100 BNB, 100 k MATIC) suffer the steepest and most persistent declines, and no substantial rebound is observable following the partial delisting of the 21st March 2025.

leaves onboarding flat: weekly totals remain in the low tens on Polygon and the low hundreds on Ethereum and BSC.

The sustained suppression of new entrants confirms that reputational and legal signals, rather than technical barriers, dictate user growth in privacy protocols. Without a steady inflow of fresh addresses, the anonymity set shrinks, further eroding the protocol’s perceived utility and reinforcing exit incentives. Tornado Cash thus illustrates how enforcement actions can throttle decentralised systems not only by driving current users away but by cutting off the lifeblood of new participation.

E. Cross-Plot Synthesis and Implications

Viewed as a whole, the four figures trace the same story from multiple angles. Transaction counts, aggregate volumes, liquidity balances, and new-user flows all pivot in the week of 8th August 2022 and never return to their pre-sanction trajectories, regardless of chain or pool size. The alignment across metrics shows that sanctions affect every stage of the usage cycle: entry, ongoing activity, and exit; and that delisting in March 2025 does not reverse the damage. In short, Tornado Cash remains technically online yet economically fragile: once confidence and liquidity drain away, the shrinking anonymity set deters fresh participation and locks in decline. The case therefore illustrates how legal and reputational pressure can

impose de-facto deplatforming on decentralised privacy infrastructure, even without touching the underlying code.

VI. DISCUSSION

The empirical results show *what* happened to Tornado Cash after the 2022 OFAC designation; the purpose of this section is to consider *why* it happened, what it implies for the design of privacy protocols, and how it should inform both regulatory strategy and future research. We focus on themes that the preceding analysis did not address in depth.

The sanctions produced an immediate behavioural shock even though the smart contracts remained callable. Three extra-technical channels appear decisive:

- **Interface gatekeeping:** Major wallets and dApp browsers disabled the Tornado Cash front-end or displayed warning banners, raising the user’s perceived compliance cost without touching on-chain code.
- **Infrastructure self-censorship:** RPC providers, bridge relays, and some block builders refused to relay Tornado Cash calls, increasing failed-transaction risk and latency.
- **Social reputation:** Influential builders and auditors publicly distanced themselves, reframing Tornado Cash use as legally suspect and socially disapproved. The sharp onboarding collapse suggests that this reputational narrative

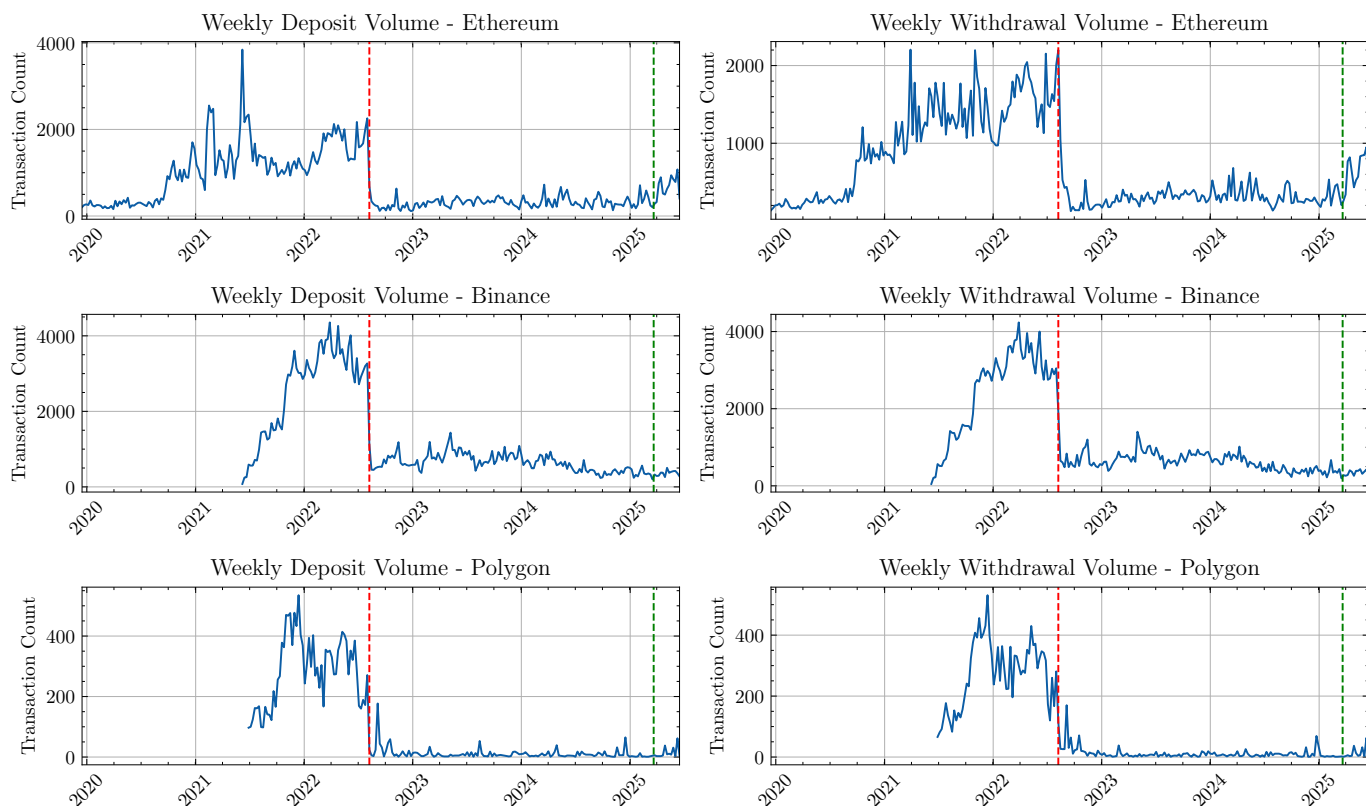


Fig. 4. Weekly aggregate Tornado Cash transactions (deposits and withdrawals) on Ethereum, BNB Smart Chain, and Polygon. Usage collapses across all networks after the OFAC sanctions of 8th August 2022 and shows no substantive recovery following the partial delisting of 21st March 2025.

deterred newcomers more effectively than any technical blacklist.

Privacy mixers differ from conventional DeFi pools in that utility rises, rather than falls, with crowd size; a shrinking anonymity set directly degrades protection. Once large holders withdrew, the marginal privacy benefit for everyone else fell, prompting further exits. Designers of future mixers must therefore treat capital stickiness, not merely contract immutability, as a first-order resilience condition.

BSC and Polygon experienced nearly the same percentage decline as Ethereum despite weaker ties to U.S. infrastructure. Two spill-over paths seem plausible: users often bridge funds through Ethereum-centric routes before mixing, and major wallets reuse shared compliance modules across all EVM chains. Sanctions aimed at a single jurisdiction thus propagate horizontally through shared tooling, confirming that *jurisdictional ‘arbitrage’* is harder in practice than in theory.

Our results cast doubt on the long-run viability of large, shared-liquidity mixers. Alternatives include:

- Peer-to-peer or “pay-to-join” batching: (e.g. *join-splits*), which removes the honeypot of locked capital but at the cost of higher coordination overhead.
- Stateless relays: where users generate zero-knowledge proofs client-side and pay intermediaries only for forwarding, limiting surface area for liquidity freezes.

- Layer-2 privacy rollups: that compress many transfers into a single L1 proof, reducing visibility to the base layer while avoiding static pool balances.

Each design shifts the attack surface yet creates new trade-offs, such as throughput, user experience, and auditability, that deserve systematic comparison.

From a regulator’s perspective, Tornado Cash demonstrates that signalling alone can suppress illicit finance routes without direct protocol disruption. Yet the same signal strands legitimate funds, fragments user privacy, and incentivises migration to less transparent venues. A more graduated approach, such as blacklisting specific addresses, providing claw-back channels, or offering whitelisting under attestation, could target illicit flows while preserving lawful privacy.

Future mixers could integrate compliance-sensitive screening mechanisms to mitigate collapse risks while retaining privacy guarantees. For example, protocols might interoperate with blockchain analytics providers (e.g., Chainalysis, Merkle Science, TRM Labs) to restrict usage by addresses flagged for sanctions exposure, while still permitting legitimate flows. Recent research [2] suggests that regulators are increasingly attentive to such hybrid approaches, where analytics and governance layers complement zero-knowledge proofs. Embedding selective access controls could reduce the likelihood of wholesale exclusion while maintaining resilience against reputational and infrastructure shocks.

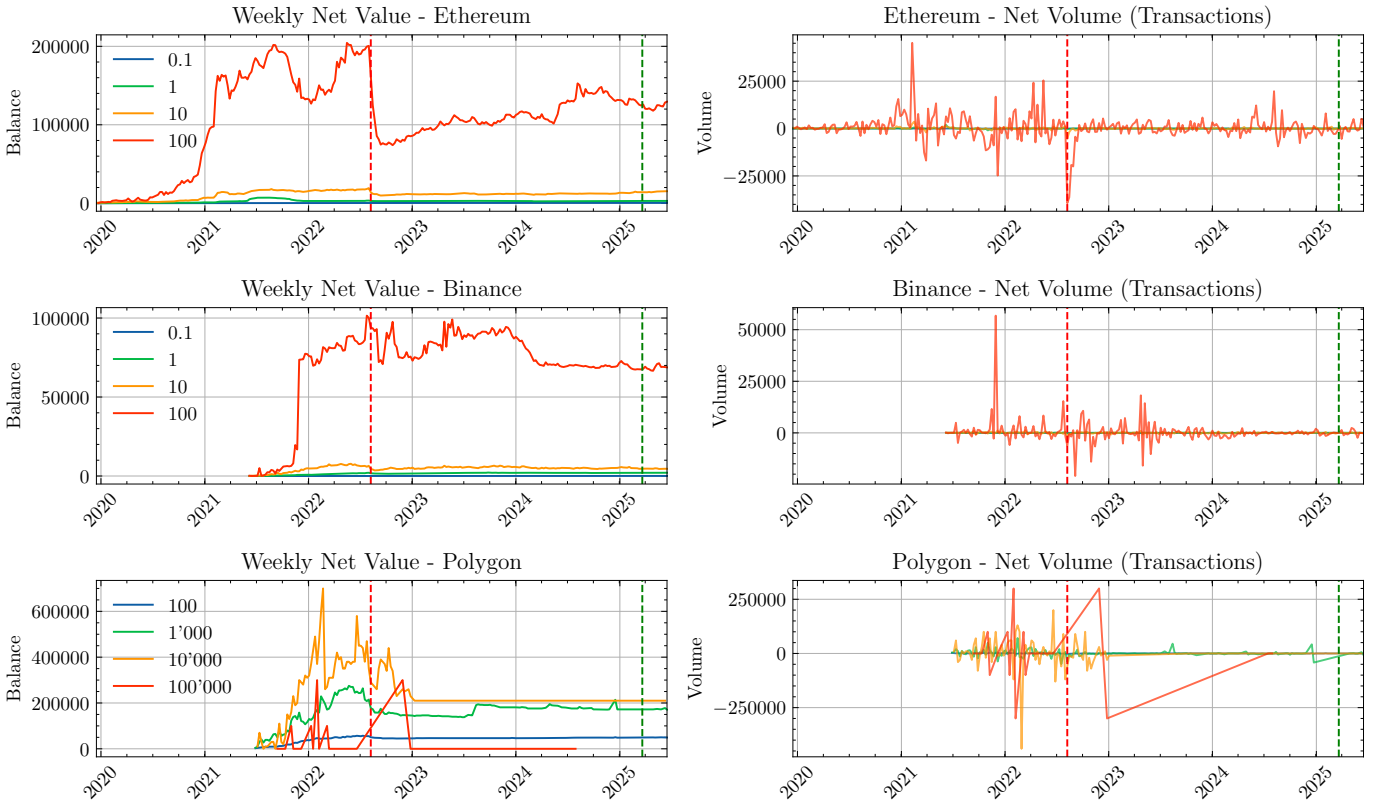


Fig. 5. Weekly pool balances (top row) and net flows (bottom row) for Tornado Cash on Ethereum, BNB Smart Chain, and Polygon. Net flows reverse in the week of 8th August 2022 and remain negative; balances continue to fall despite the partial delisting of 21st March 2025.

This aligns with prior work demonstrating the effectiveness of blockchain analytics in uncovering illicit flows [12] and the limits of existing privacy technologies when subjected to empirical scrutiny [19].

Two caveats temper our conclusions. First, our dataset cannot observe off-chain swaps or private cross-chain bridges that users may have adopted post-sanction; the true displacement of mixing activity remains unknown. Second, to better understand the impact, it would help to have a similar mixing service that wasn't affected by sanctions for comparison. Future work should combine address-graph heuristics, bridge telemetry, and qualitative interviews to map migration paths and to model the elasticity of privacy demand under varying compliance regimes.

VII. CONCLUSION

This research examined the effect of the 8th of August 2022 OFAC designation, and its partial restoration on 21st of March 2025, on Tornado Cash activity across Ethereum, BNB Smart Chain, and Polygon. Weekly transactional data, balances, net flows lags, and new-user addresses show a consistent narrative. A rapid decline in activity came within weeks of the sanction (with higher-value pools being drained first), onboarding new participants abruptly ceased midway through 2022, and net outflows became persistent negative outflows. Critically, no activity metrics bounced back into positive territory following

the 2025 delisting, indicating the impact of reputational and legal deterrents were sticky in nature.

Our findings show that immutability does not equate to usability. Coordinated interface bans, infrastructure self-censorship, and social stigma coalesced to render the contracts technically accessible but economically inactive. Activity within BSC and Polygon, weaker direct exposure to US jurisdiction, but strong reputational contagion and shared tooling indicate that compliance pressure can migrate across ecosystems due to shared tools, practices and protocols.

For policy makers, the case shows that signalling alone can inhibit participation, but at the expense of entrenching legitimate deposits and displacing activity to less transparent venues. A safe harbour regulatory framework which differentiates illicit flows from lawful privacy use could reduce such collateral damage.

Consideration for future work involves monitoring liquidity movement to peer-to-peer or zero-knowledge options, and uncover spill-overs into adjacent DeFi protocols. Qualitative work with developers, relayers, and users would illustrate how decentralised communities interpret and respond to regulatory signals.

Taken in total Tornado Cash demonstrates that while decentralised code may find resilience, user trust is not. Legal and reputational pressures can precipitate capital flight, investor onboarding freezes, and ultimately shrink the anonymity set,

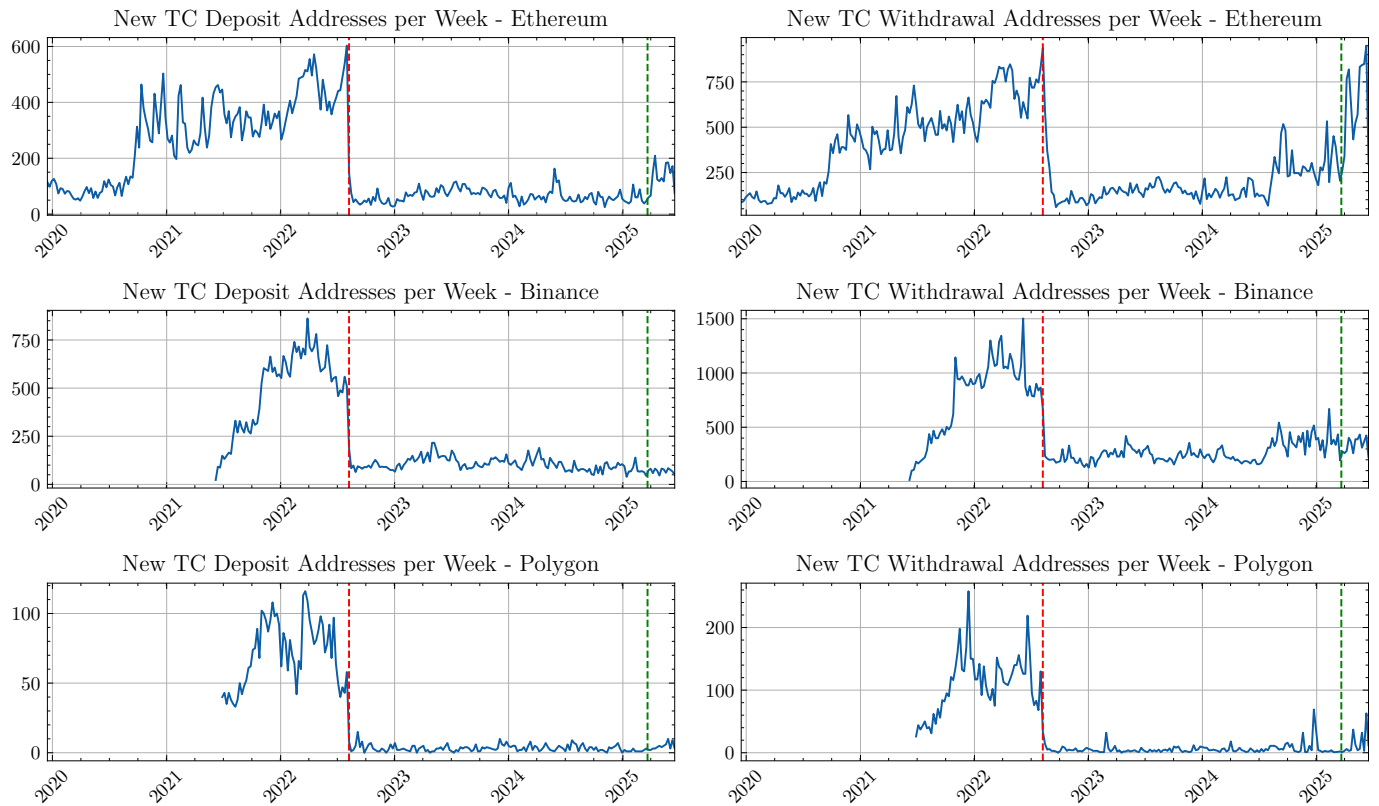


Fig. 6. Weekly first-time deposit and withdrawal addresses on Tornado Cash. Onboarding falls precipitously after the OFAC sanctions of 8th August 2022 and remains muted through June 2025 on every chain.

barriers as unavoidable as any technical exploit. That said, finding the appropriate compromise between privacy, durability and compliance is likely to be a significant hurdle for the next wave of blockchain applications.

REFERENCES

- [1] U. Treasury, “Us treasury sanctions notorious virtual currency mixer tornado cash,” 2022.
- [2] A. Brownworth, J. Durfee, M. Lee, and A. Martin, “Regulating decentralized systems: evidence from sanctions on tornado cash,” 2024.
- [3] T. P. Pedersen, “Non-interactive and information-theoretic secure verifiable secret sharing,” in *Annual international cryptology conference*. Springer, 1991, pp. 129–140.
- [4] A. Pertsev, R. Semenov, and R. Storm, “Tornado cash privacy solution version 1.4,” *Tornado cash privacy solution version*, vol. 1, no. 6, 2019.
- [5] J. M. Griffin and A. Shams, “Is bitcoin really untethered?” *The Journal of Finance*, vol. 75, no. 4, pp. 1913–1964, 2020.
- [6] T. Li, D. Shin, and B. Wang, “Cryptocurrency pump-and-dump schemes,” *Available at SSRN 3267041*, 2021.
- [7] L. W. Cong, X. Li, K. Tang, and Y. Yang, “Crypto wash trading,” *Management Science*, vol. 69, no. 11, pp. 6427–6454, 2023.
- [8] S. Foley, J. R. Karlsen, and T. J. Putnigš, “Sex, drugs, and bitcoin: How much illegal activity is financed through cryptocurrencies?” *The Review of Financial Studies*, vol. 32, no. 5, pp. 1798–1853, 2019.
- [9] R. Auer and S. Claessens, “Regulating cryptocurrencies: assessing market reactions,” *BIS Quarterly Review September*, 2018.
- [10] L. Heimbach, L. Kiffer, C. Ferreira Torres, and R. Wattenhofer, “Ethereum’s proposer-builder separation: Promises and realities,” in *Proceedings of the 2023 ACM on Internet Measurement Conference*, 2023, pp. 406–420.
- [11] A. Wahrstätter, J. Ernstberger, A. Yaish, L. Zhou, K. Qin, T. Tsuchiya, S. Steinhorst, D. Svetinovic, N. Christin, M. Barczeniewicz *et al.*, “Blockchain censorship,” in *Proceedings of the ACM Web Conference 2024*, 2024, pp. 1632–1643.
- [12] S. Meiklejohn, M. Pomarole, G. Jordan, K. Levchenko, D. McCoy, G. M. Voelker, and S. Savage, “A fistful of bitcoins: characterizing payments among men with no names,” in *Proceedings of the 2013 conference on Internet measurement conference*, 2013, pp. 127–140.
- [13] S. Goldfeder, H. Kalodner, D. Reisman, and A. Narayanan, “When the cookie meets the blockchain: Privacy risks of web payments via cryptocurrencies,” *Proceedings on Privacy Enhancing Technologies*, vol. 2018, no. 4, pp. 179–199, 2018.
- [14] M. Möser, R. Böhme, and D. Breuker, “An empirical analysis of anonymity in tornado cash,” in *Proceedings of the IEEE European Symposium on Security and Privacy Workshops (EuroS&PW)*, 2021.
- [15] S. Cao, Y. Wang, Q. Zhang, E. S. Chan, and A. Juels, “Analyzing privacy in decentralized mixers: A case study of tornado cash,” *arXiv preprint arXiv:2103.14839*, 2021.
- [16] Y. Tang, C. Xu, C. Zhang, Y. Wu, and L. Zhu, “Analysis of address linkability in tornado cash on ethereum,” in *Cyber Security*. Springer, 2021, pp. 39–50.
- [17] F. Béres, I. A. Seres, A. A. Benczúr, and M. Quinyne-Collins, “Blockchain is watching you: Profiling and deanonymizing ethereum users,” *Proceedings on Privacy Enhancing Technologies*, vol. 2021, no. 3, pp. 127–146, 2021.
- [18] M. Wu, W. McTighe, K. Wang, I. A. Seres, N. Bax, M. Puebla, M. Mendez, F. Carrone, T. De Mattey, H. O. Demaestri, M. Nicolini, and P. Fontana, “Tutela: An open-source tool for assessing user-privacy on ethereum and tornado cash,” *arXiv preprint arXiv:2201.06811*, 2022.
- [19] M. Möser, K. Soska, E. Heilman, K. Lee, H. Heffan, S. Srivastava, K. Hogan, J. Hennessey, A. Miller, A. Narayanan *et al.*, “An empirical analysis of traceability in the monero blockchain,” *arXiv preprint arXiv:1704.04299*, 2017.