

Clustering Deposit and Withdrawal Activity in Tornado Cash: A Cross-Chain Analysis

Raffaele Cristodaro
BDLT Group
Department of Informatics,
University of Zurich
8050 Zurich, Switzerland
raffaele.cristodaro@uzh.ch

Benjamin Kraner
BDLT Group
Department of Informatics,
University of Zurich
8050 Zurich, Switzerland

Claudio J. Tessone
UZH Blockchain Center,
University of Zurich
8050 Zurich, Switzerland

Abstract—Tornado Cash is a decentralised mixer that uses cryptographic techniques to sever the on-chain trail between depositors and withdrawers. In practice, however, its anonymity can be undermined by user behaviour and operational quirks. We conduct the first cross-chain empirical study of Tornado Cash activity on Ethereum, BNB Smart Chain, and Polygon, introducing three clustering heuristics—(i) address-reuse, (ii) transactional-linkage, and (iii) a novel first-in–first-out (FIFO) temporal-matching rule. Together, these heuristics reconnect deposits to withdrawals and deanonymise a substantial share of recipients. Our analysis shows that 5.1 – 12.6% of withdrawals can already be traced to their originating deposits through address reuse and transactional linkage heuristics. Adding our novel First-In–First-Out (FIFO) temporal-matching heuristic lifts the linkage rate by a further 15 – 22 percentage points. Statistical tests confirm that these FIFO matches are highly unlikely to occur by chance. Comparable leakage across Ethereum, BNB Smart Chain, and Polygon indicates chain-agnostic user misbehaviour, rather than chain-specific protocol flaws. These results expose how quickly cryptographic guarantees can unravel in everyday use, underscoring the need for both disciplined user behaviour and privacy-aware protocol design. In total, our heuristics link over \$2.3 billion in Tornado Cash withdrawals to identifiable deposits, exposing significant cracks in practical anonymity.

Index Terms—Tornado Cash, privacy, mixer, anonymity, clustering

I. INTRODUCTION

Blockchain technology has changed how individuals exchange value, introducing systems that are transparent, decentralised, and trustless. However, the inherent transparency of public blockchains also introduces significant privacy concerns. Every transaction is recorded permanently and openly, allowing observers to trace and link activities back to specific addresses and, potentially, real-world identities.

To address these concerns, privacy-enhancing protocols such as Tornado Cash have been developed. Tornado Cash operates as a non-custodial mixer that uses smart contracts to break the on-chain link between deposit and withdrawal addresses. By pooling funds of equal denominations, it allows users to withdraw assets to new addresses without directly exposing the origin of the funds, namely the deposit transaction.

Despite its technical sophistication, Tornado Cash and other mixers more broadly remain vulnerable to various de-anonymization techniques. Researchers and analysts have

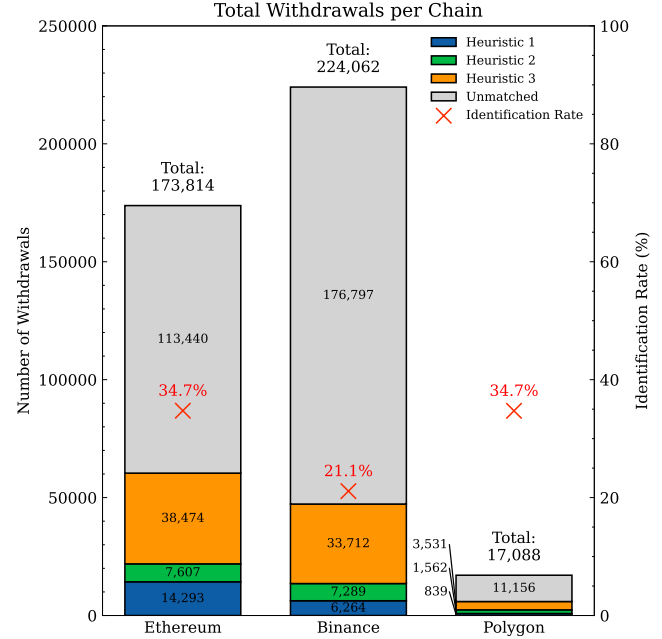


Fig. 1. Tornado Cash withdrawals examined in this study, broken out by chain. Each bar is colour-segmented to show the share of withdrawals linked to deposits by *Heuristic 1* (address reuse), *Heuristic 2* (transactional linkage), and *Heuristic 3* (FIFO temporal matching).

demonstrated that patterns in transaction timing, amounts, and operational behaviour can partially re-link supposedly anonymized deposits and withdrawals.

This paper presents a systematic analysis of Tornado Cash activity across Ethereum, Polygon, and BNB Smart Chain. We collect and organize transaction data by denomination and blockchain with the objective of identifying patterns and applying clustering techniques capable of compromising user anonymity. As shown in fig. 1, the three clustering heuristics we apply are able to de-anonymize up to 34.7% of transactions processed through Tornado Cash across these chains. For Ethereum specifically, this corresponds to a transaction volume valued at approximately \$2.3 billion (see fig. 2).

Through this study, we contribute to the growing body of research on blockchain privacy and de-anonymisation, and

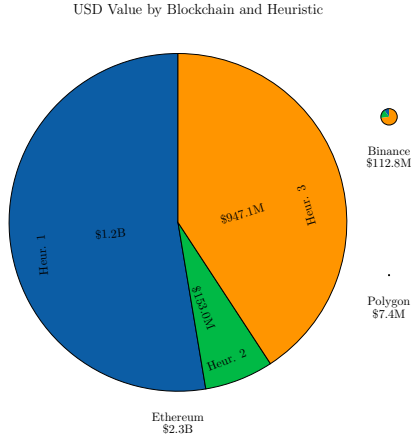


Fig. 2. Total USD value of matched Tornado Cash withdrawals identified by each heuristic across Ethereum, BNB Smart Chain, and Polygon. Circle sizes relative to the total amount of value de-anonymised per chain. Value is calculated based on the date of the withdrawal.

we provide a foundation for further investigations into both the strengths and weaknesses of decentralized privacy tools. The sanctions imposed on Tornado Cash have sparked notable interest among policymakers, as evidenced by recent research from the Federal Reserve and the Swiss National Bank, which explores how regulatory interventions can affect user behavior and systemic dynamics in decentralized architectures [1].

The remainder of this paper is organized as follows. Section II explains the basic functioning of Tornado Cash and reviews related work on blockchain mixing services and existing de-anonymisation techniques. Section III describes the data collection process, including the methodology for extracting and organising Tornado Cash transactions across multiple chains. Section IV details the clustering heuristics and analytical methods applied to the dataset. Section V presents the results of our analysis and highlights key behavioural patterns observed. Section VI discusses the implications of our findings, limitations of the approach, and ethical considerations. Finally, section VII concludes with a summary of our contributions and potential directions for future research.

II. BACKGROUND AND RELATED WORK

A. How Tornado Cash Works

Tornado Cash, is a decentralized, non-custodial privacy solution implemented as a set of autonomous smart contracts deployed on public blockchains. It enables users to break the on-chain link between deposit and withdrawal addresses through a cryptographic mixing process.

At its core, Tornado Cash allows users to deposit fixed amounts of native coins (such as 0.1, 1, 10, or 100 ETH) or ERC-20 tokens (such as 100 or 1'000 USDC) into a shared liquidity pool. Before making a deposit, a user generates a random secret off-chain and computes a cryptographic commitment based on it using a Pedersen hash function [2], [3]. This commitment is then submitted to the Tornado Cash smart contract as a parameter as part of the deposit transaction.

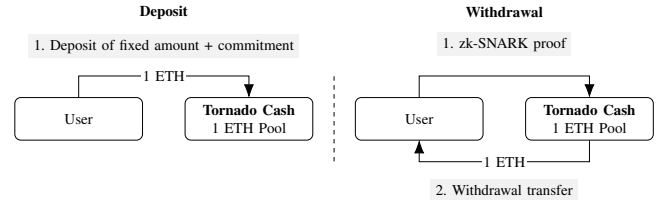


Fig. 3. Tornado Cash: deposit and withdrawal without a relayer. **Deposit** (left): (1) The depositor sends exactly 1 ETH together with a cryptographic commitment (a hash derived from a secret note). The smart contract records this commitment as a new leaf in its Merkle tree, revealing no information about either the sender or any future recipient. **Withdrawal** (right): (1) The user later submits a zk-SNARK proof that demonstrates ownership of an unspent commitment and specifies a recipient address; (2) once the proof is verified, the contract transfers the full 1 ETH to that address. Because no relayer is used, the user pays only the gas fee and receives the entire withdrawal amount.

The smart contract records the commitment by inserting it as a leaf into a Merkle tree that maintains a history of all deposits. Each deposit is associated with a unique commitment to prevent accidental reuse and potential linkage. Once the commitment is inserted, the user's secret remains known only to them.

To withdraw funds, the user must prove ownership of a valid commitment without revealing which one it is. This is done by generating a zero-knowledge proof (zk-SNARK) off-chain and submitting it to the smart contract. The proof demonstrates that the user knows a valid commitment included in the Merkle tree without exposing any private information. Upon successful verification, the contract allows the user to withdraw the funds to a different address, breaking the observable connection between deposit and withdrawal.

To further enhance user privacy, Tornado Cash supports the use of relayers third-party actors who submit withdrawal transactions on behalf of users. Without a relayer, a user withdrawing funds would need to pay gas fees directly from their own address, preventing to withdrawal funds from an address never used before (not present on-chain).

By using a relayer, the user can generate a zero-knowledge proof and send it privately (off-chain) to a trusted relayer. The relayer then submits the withdrawal transaction, pays the necessary gas fees, and receives a fee set by the user that is part of the withdrawal parameters. Importantly, the relayer does not learn anything about the user's original deposit beyond what is publicly available on-chain. Moreover, by using a relayer, the user avoids exposing gas fee payment patterns that could otherwise be analyzed to link deposit and withdrawal addresses when fees are paid directly.

The use of relayers breaks any direct link between the withdrawal address and the original depositor's addresses, adding a critical layer of operational security. Nonetheless, users must carefully select relayers they trust, as malicious or poorly managed relayers could censor transactions or set a different address as receiver.

The fixed denomination structure is critical to maintaining anonymity, as it prevents observers from linking deposits and

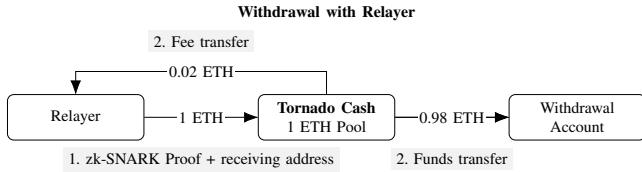


Fig. 4. Illustration of the Tornado Cash withdrawal process from the 1 ETH pool using a relay. The user provides a zk-SNARK proof that authorizes a valid withdrawal without revealing the original deposit. The relay submits the proof and pays the gas fees in exchange for a service fee (e.g., 0.02 ETH). The remaining funds (e.g., 0.98 ETH) are transferred to the recipient address specified in the transaction. This process allows for anonymous withdrawals while outsourcing the transaction execution to a third party.

withdrawals based on transaction amounts.

The protocol’s security and anonymity guarantees rely heavily on user behavior though. Best practices such as delaying withdrawals, avoiding address reuse, and maintaining operational security are essential to avoid introducing patterns that could weaken anonymity.

Throughout this paper, we focus specifically on Tornado Cash’s operation on Ethereum, Polygon, and BNB Smart Chain, where the core mechanisms remain consistent despite differences in network parameters.

B. Related Work

The privacy guarantees of blockchain mixers like Tornado Cash have been the subject of extensive research, focusing on their effectiveness and the potential for de-anonymization through various heuristics and analytical techniques.

[4] conducted one of the earliest analyses of Bitcoin privacy, demonstrating how clustering heuristics and transaction patterns could be used to de-anonymize users. Although Tornado Cash operates differently from Bitcoin mixers, similar analytical challenges arise in linking deposits and withdrawals.

[5] further explored deanonymization strategies by analyzing web trackers and linking Bitcoin transactions to IP addresses and cookies. These studies highlight the importance of metadata leakage, an issue that also affects Tornado Cash users who fail to properly use relayers or delay their withdrawals.

[6] proposed Mixcoin, a centralized mixing protocol that laid the foundation for understanding both the strengths and vulnerabilities of mixing services. Tornado Cash improves on these earlier designs by using zero-knowledge proofs to eliminate the need for a trusted intermediary, but it remains subject to timing and behavior-based de-anonymization risks.

More recently, [7] showed that even in systems like CoinJoin, it is possible to link inputs and outputs under certain assumptions, emphasizing that cryptographic privacy guarantees must be complemented by strong user operational practices.

Several studies have focused specifically on Tornado Cash. [8] provided an empirical analysis of Tornado Cash usage on Ethereum, highlighting operational mistakes by users that led to weakened anonymity. [9] examined withdrawal patterns and showed that it is possible to cluster withdrawals based on gas usage, transaction timing, and relay behavior.

[10] presented a heuristic address correlation clustering approach based on user behavior in Tornado Cash. They formalized two transaction patterns and proposed three heuristic clustering rules to achieve address correlation for Tornado coin mixing transactions based on time interval features. Their experimental analysis on real-world transaction data demonstrated the feasibility and effectiveness of these clustering rules.

[11] conducted one of the most comprehensive empirical evaluations of Ethereum user privacy, including a focused analysis of Tornado Cash. The authors applied a range of heuristics to deanonymize users, demonstrating how operational mistakes can significantly undermine the intended anonymity guarantees of the mixer. Specifically, they identified cases of address reuse, direct native coin transfers between deposit and withdrawal addresses, and consistent gas pricing strategies as signals that can reveal linkages between ostensibly unconnected accounts.

Their analysis also incorporated temporal profiling, showing that withdrawals occurring shortly after deposits—especially in low-activity periods—can reduce the anonymity set. In addition, they proposed a value-fingerprinting attack, a variant of the Danaan-gift attack, which leverages unique transaction amounts to trace funds through Tornado Cash and re-identify recipients.

The study further applied graph representation learning to capture and analyze user behavior patterns across the Ethereum network, enabling clustering of addresses beyond direct heuristics. These findings highlight the fragility of on-chain privacy and emphasize the importance of disciplined usage and protocol design to preserve anonymity.

[12] developed Tutela, an open-source tool that assesses user privacy on Ethereum and Tornado Cash. Tutela clusters Ethereum addresses based on interaction history, identifies potentially compromised transactions, and computes the true size of the anonymity pool of each Tornado Cash mixer by excluding potentially compromised transactions. This tool provides users with insights into their anonymity levels and highlights the importance of careful usage in maintaining privacy.

These prior works demonstrate that while cryptographic techniques provide strong theoretical guarantees, practical anonymity remains fragile in the face of careful statistical and behavioral analysis. Our study builds on this foundation by providing a cross-chain perspective on Tornado Cash usage across Ethereum, Polygon, and BNB Smart Chain.

While previous works have focused primarily on analyzing Tornado Cash usage on Ethereum, to the best of our knowledge, no prior study has developed and applied systematic heuristics across multiple blockchains. Our work addresses this gap by conducting a cross-chain analysis covering Ethereum, Polygon, and BNB Smart Chain.

III. DATA COLLECTION

To support our analysis, we collected transaction data related to Tornado Cash across three major blockchain networks:

TABLE I
SUMMARY OF TORNADO CASH ACTIVITY PER BLOCKCHAIN and POOL
DENOMINATION

Chain	# Addresses	Pool	# Deposits	# Withdrawals
Ethereum	14'976	0.1 ETH	31'864	28'217
	21'814	1 ETH	60'877	58'222
	20'717	10 ETH	54'493	53'279
	8'985	100 ETH	36'274	34'865
Polygon	3'559	100 MATIC	10'296	9'807
	1914	1'000 MATIC	6'298	6'122
	429	10'000 MATIC	1'149	1'128
	34	100'000 MATIC	31	31
BSC	21'689	0.1 BNB	68'863	64'014
	23'090	1 BNB	87'261	85'283
	16'969	10 BNB	57'281	56'784
	5'421	100 BNB	18'683	17'981

Ethereum, Polygon, and BNB Smart Chain. Our data spans from the deployment blocks of Tornado Cash smart contracts on each respective network until August 2024.

For each network, we extracted:

- All deposit and withdrawal transactions involving Tornado Cash pools.
- All native coin (ETH, MATIC, BNB) transactions involving addresses that interacted with Tornado Cash smart contracts.
- All ERC-20 token transactions for USDT and WETH involving addresses associated with Tornado Cash activities.

This approach enables us to not only study direct deposit and withdrawal activities but also observe post-withdrawal behaviors and token transfers of Tornado Cash participants.

For each Tornado Cash pool, we recorded the total number of deposit and withdrawal transactions, as well as the number of unique addresses interacting with the pool. Table I summarizes these statistics.

IV. METHODOLOGY

Our analysis focuses on clustering addresses and linking Tornado Cash deposits and withdrawals using three heuristics. The approach was applied independently to data from Ethereum, Polygon, and Binance Smart Chain.

A. Dataset Preparation

We collected all deposit and withdrawal transactions involving Tornado Cash smart contracts from their deployment until August 2024. Additionally, we extracted all transactions involving native coins (ETH, MATIC, BNB) and the ERC-20 tokens USDT and WETH for addresses that interacted with Tornado Cash. USDT and WETH were selected because they are present across all examined blockchains and are widely used.

Each transaction was annotated with:

- Blockchain and pool denomination
- Transaction type (deposit or withdrawal)
- Block number and timestamp

B. Heuristic 1: Address Reuse

The first heuristic is based on the reuse of deposit addresses. If an address that was used to deposit into Tornado Cash is later observed making a withdrawal, it strongly suggests a linkage between deposit and withdrawal activities.

This heuristic identifies careless users who failed to use a new or different address for their withdrawal.

C. Heuristic 2: Transactional Linkage Analysis

The second heuristic investigates direct transactions involving native coins, USDT, or WETH between addresses that performed deposits and addresses that performed withdrawals. If any such transaction was detected, a linkage between the deposit and withdrawal addresses was inferred.

To assess whether these linkages could have occurred randomly, we performed a null hypothesis test.

- For each chain, we selected a random sample of addresses equal to the number of Tornado Cash interacting addresses (excluding addresses found through Heuristic 2).
- For each random sample, we computed the number of transactions between the sampled addresses.
- This process was repeated 150 times to establish a distribution of random connection counts.

In this study, null hypothesis analysis was used to test whether the number of transactions observed between addresses that made Tornado Cash deposits and withdrawals could be explained by random chance. By repeatedly selecting random sets of addresses and measuring the number of transactions between them, we established a baseline for random behaviour. Comparing this baseline to the actual observed linkages allowed us to assess whether the connections found were statistically significant rather than coincidental.

1) *Null Hypothesis Formalization:* Formally, the null hypothesis H_0 states that the number of observed transaction links between deposit and withdrawal addresses identified through Heuristic 2 is consistent with the number of links expected under random chance.

Let:

- X_{H2} = number of transactions observed between deposit and withdrawal addresses based on Heuristic 2
- X_{rand} = random variable representing the number of transactions between randomly selected addresses

Then the null hypothesis can be expressed as:

$$H_0 : X_{H2} \sim X_{rand}$$

where \sim denotes that X_{H2} follows the same statistical distribution as X_{rand} .

If the observed X_{H2} significantly exceeds the distribution of X_{rand} , the null hypothesis can be rejected, indicating that the links found through Heuristic 2 are unlikely to have occurred by random chance. The minimum, maximum, median, and mean number of random connections were recorded. These results allowed us to assess whether the observed number of

TABLE II
SUMMARY of MATCHES IDENTIFIED USING HEURISTIC 1.

Chain	Pool Denomination	Matches	% Withdrawals
Ethereum	0.1 ETH	2'713	10%
	1 ETH	4'771	8%
	10 ETH	2'286	4%
	100 ETH	4'523	13%
Polygon	100 MATIC	570	6%
	1'000 MATIC	244	4%
	10'000 MATIC	25	2%
	100'000 MATIC	0	0%
BSC	0.1 BNB	3'078	5%
	1 BNB	2'157	3%
	10 BNB	821	1%
	100 BNB	208	1%

TABLE III
SUMMARY of MATCHES IDENTIFIED USING HEURISTIC 2.

Chain	Pool Denomination	Matches	% Withdrawals
Ethereum	0.1 ETH	3'381	12%
	1 ETH	1'898	3%
	10 ETH	1'676	3%
	100 ETH	652	2%
Polygon	100 MATIC	905	9%
	1'000 MATIC	596	10%
	10'000 MATIC	61	5%
	100'000 MATIC	0	0%
BSC	0.1 BNB	3'462	5%
	1 BNB	2'097	2%
	10 BNB	1'335	2%
	100 BNB	395	2%

links in the real Tornado Cash data significantly exceeded what would be expected by random chance.

D. Heuristic 3: FIFO Temporal Matching

The third heuristic applies a First-In-First-Out (FIFO) matching strategy. After excluding all addresses identified through Heuristics 1 and 2, we attempted to link deposit addresses to withdrawal addresses based on block proximity.

Specifically, we match each deposit with the earliest withdrawal that occurred in the immediately following blocks.

This heuristic is based on the assumption that users may prefer fast withdrawals after deposits to minimize their exposure time on-chain. Although less confident than Heuristics 1 and 2, FIFO matching provides additional linkages that are otherwise difficult to detect.

E. Heuristic Combination

The results of the three heuristics were combined to build clusters of addresses:

- The results of Heuristics 1 and 2 were prioritised due to their higher confidence.
- Heuristic 3 results were incorporated cautiously, recognising the weaker confidence of the FIFO temporal assumptions.

F. Cross-Chain Considerations

Tornado Cash operates, among others, across Ethereum, Polygon, and BNB Smart Chain. In this study, the same heuristics were applied uniformly across all three networks without modifications. Differences in block times, gas fee structures, or token contract standards were not relevant to the heuristics developed, as the analysis was based solely on address reuse, the existence of transactions between addresses, and block number ordering. As a result, no chain-specific adjustments were necessary and the cross-chain analysis was conducted under consistent methodological assumptions.

TABLE IV
SUMMARY of MATCHES IDENTIFIED USING HEURISTIC 3.

Chain	Pool Denomination	Matches	% Withdrawals
Ethereum	0.1 ETH	11'474	49%
	1 ETH	13'740	28%
	10 ETH	10'090	21%
	100 ETH	3'170	11%
Polygon	100 MATIC	2'679	33%
	1'000 MATIC	675	40%
	10'000 MATIC	165	16%
	100'000 MATIC	12	13%
BSC	0.1 BNB	16'934	30%
	1 BNB	9'738	13%
	10 BNB	5'506	11%
	100 BNB	1'534	9%

V. RESULTS

This section presents our findings on the effectiveness of the three heuristics in linking Tornado Cash deposits to withdrawals. We analyze their performance across different blockchains and pool sizes, quantifying the extent to which user behavior compromises anonymity.

Stacked bar charts summarize the percentage of matched withdrawals per pool and per chain, with each segment corresponding to a heuristic. This visualization enables a comparison across heuristics, denominations, and networks, revealing distinct patterns in user vulnerability to deanonymization.

A. Heuristics Findings

We observe that Heuristic 1 consistently produces the highest match rates on Ethereum, suggesting widespread address reuse. Heuristic 2 is notably effective on Polygon, likely due to token transfers occurring within short time frames. Heuristic 3 (FIFO matching) varies more significantly by denomination, with larger pools on Binance showing higher linkability. These differences indicate that both user behavior and protocol characteristics influence deanonymization risk.

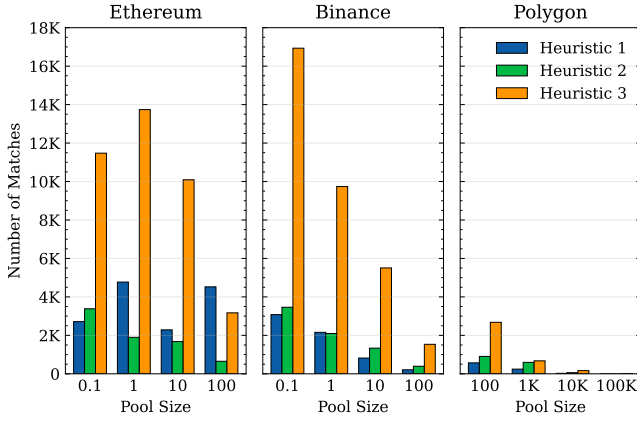


Fig. 5. Visualization of heuristic match rates by chain and pool denomination. Each bar represents the share of matched withdrawals identified under Heuristics 1, 2, and 3, grouped by blockchain and pool size. The plot illustrates variations in linkability across chains and denominations, highlighting the differential effectiveness of heuristics and the influence of user behavior.

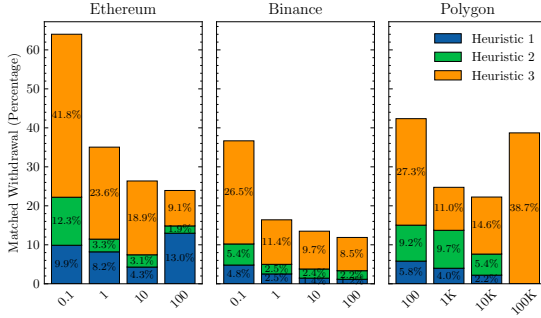


Fig. 6. Matched Withdrawals by Pool and Heuristic per Chain. Heuristic match rates per pool across Ethereum, Binance Smart Chain, and Polygon. Ethereum's 0.1 ETH pool shows the highest matchability (over 60%), while Polygon's 100,000 MATIC pool is only matched by Heuristic 3 (38.7%). Binance pools display consistently lower match rates.

B. Probability Density Function (PDF)

To analyze the distribution of temporal delays between deposits and withdrawals, we compute the probability density function (PDF) of the observed values, such as block differences and queue sizes. Unlike raw frequency counts, a probability density provides a normalized measure of likelihood over a continuous variable. Formally, the PDF describes the relative likelihood of observing a particular value within a small interval, scaled such that the area under the entire distribution integrates to one. This normalization enables meaningful comparisons across pools and blockchains, even when the number of observations differs. In practice, we discretize the observed values into logarithmically spaced bins and normalize the histogram by the total number of observations and the bin width, yielding a density estimate. The resulting distribution highlights the statistical properties of the underlying process—for instance, whether withdrawal delays are concentrated or exhibit heavy-tailed behavior.

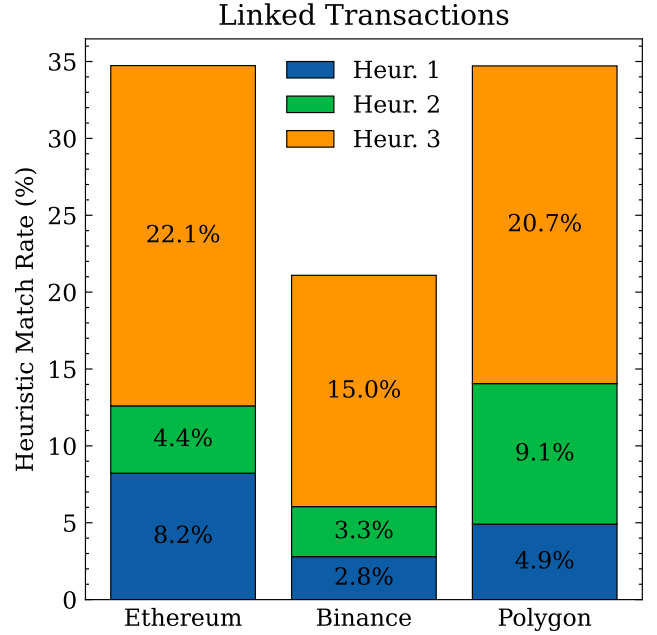


Fig. 7. Matched Withdrawals by Heuristic per Chain. Aggregate heuristic match rates per blockchain. Ethereum and Polygon both reach 34.7% of matched withdrawals, with Heuristic 3 contributing the majority. Binance shows the lowest overall matchability at 21.1%.

VI. DISCUSSION

The results of our analysis reveal several important insights into the practical effectiveness of Tornado Cash as a privacy tool across different blockchain networks. Despite its cryptographic soundness, Tornado Cash's anonymity guarantees are compromised in practice by user behaviour.

First, address reuse (Heuristic 1) remains a significant vulnerability. A significant number of users—especially on Ethereum—were observed withdrawing to addresses that previously initiated deposits. These operational oversights directly weaken the anonymity set and demonstrate a widespread misunderstanding or oversight of best practices in using privacy tools. Notably, the higher match rates observed for Ethereum may be due to the network's maturity, broader user base, and increased historical usage relative to BSC and Polygon.

Second, transactional linkages (Heuristic 2) between depositors and withdrawers indicate a recurring pattern of identifiable fund transfers, further weakening privacy. Our null hypothesis testing confirms (table V) that these observed interactions exceed what would be expected under random conditions, pointing to intentional or negligent actions that make tracing possible. Interestingly, Polygon showed a relatively higher number of matches using Heuristic 2, possibly due to its lower transaction costs encouraging faster fund recycling.

Third, Heuristic 3 applies a first-in-first-out assumption to link withdrawals to temporally proximate deposits. Though speculative, it aims to identify patterns where withdrawals may follow shortly after deposits, revealing potential, but not definitive, clustering behavior. This behavior may result from

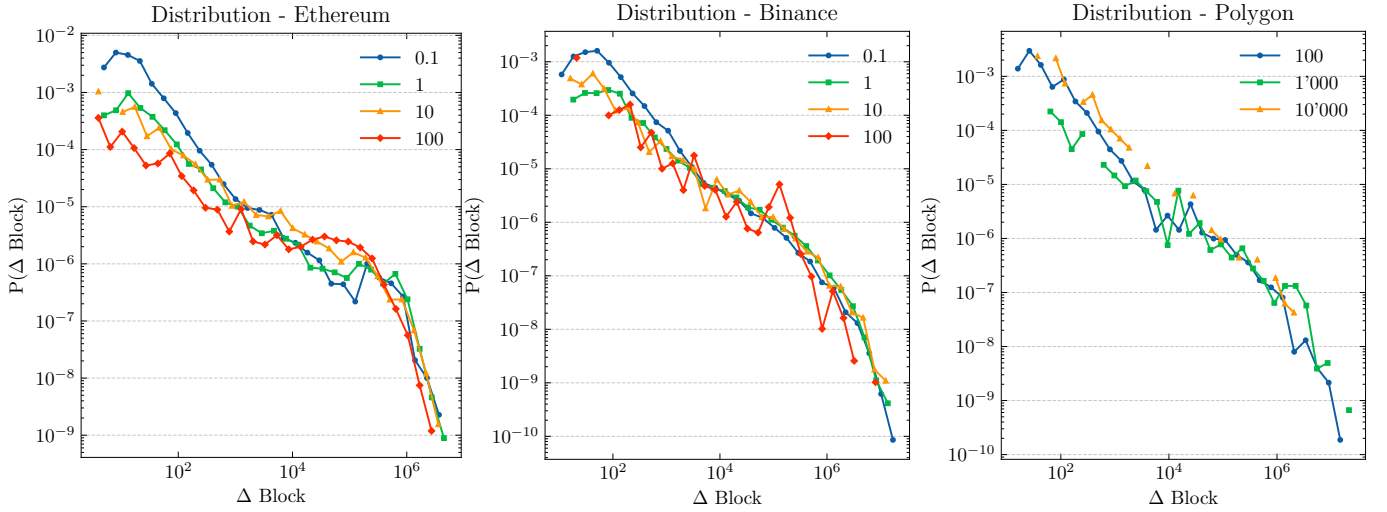


Fig. 8. Probability density of the time elapsed between deposits and matched withdrawals identified through **Heuristic 1**, which links deposit and withdrawal transactions originating from the same address. Each subplot corresponds to a blockchain network (Ethereum, BNB Smart Chain, Polygon), and curves represent pool denominations.

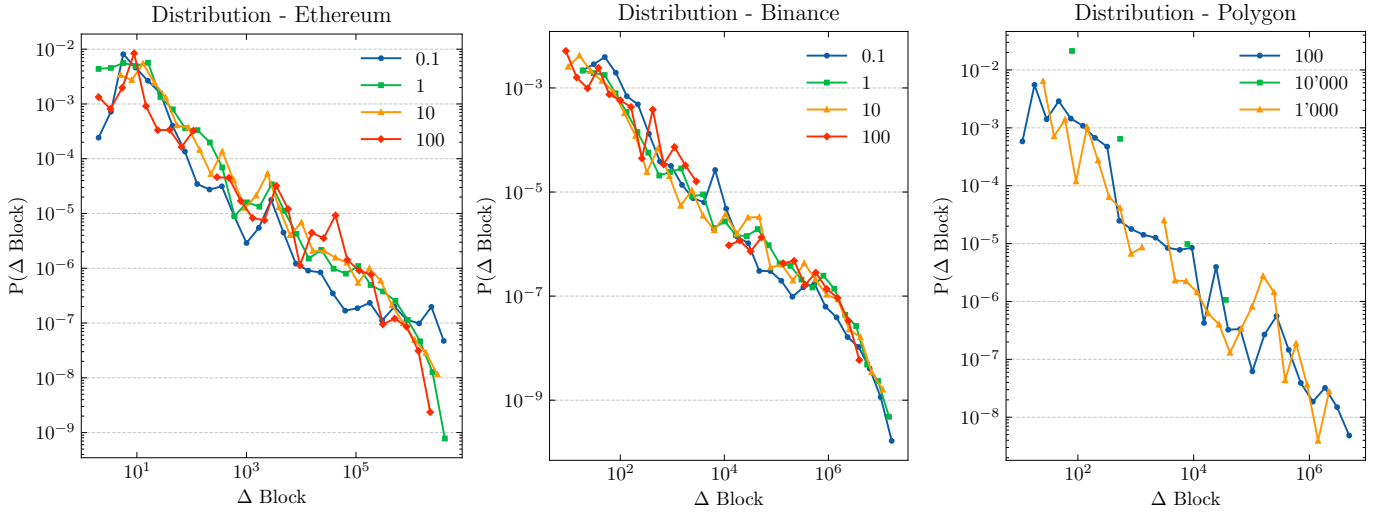


Fig. 9. Probability density of the time elapsed between deposits and matched withdrawals identified through **Heuristic 2**, which links addresses based on direct token or coin transfers between them.

TABLE V
NULL DISTRIBUTION RESULTS OF TRANSFERS BETWEEN RANDOMLY
PAIRED ADDRESSES

Chain	Min	Max	Mean	Median
Ethereum	933	56'087	2'434	1'511
Binance	777	22'220	1'801	1'188
Polygon	25	7'313	148	59

a preference for minimizing asset exposure or an underestimation of the de-anonymization risk associated with temporal proximity.

Across all chains, the distribution of block differences (8 9

10) illustrates heavy-tailed patterns, with a significant portion of users clustering around short delays. This reinforces the observation that anonymity sets reduce considerably when many users reveal similar withdrawal timings, reducing the effectiveness of the mixing pool.

Finally, cross-chain consistency in heuristic outcomes affirms the general applicability of our analysis. The heuristics perform similarly across Ethereum, BSC, and Polygon, despite differences in confirmation times and transaction throughput. This suggests that the observed vulnerabilities are not platform-specific but intrinsic to user behavior and protocol design.

Across all chains, our heuristics collectively link more than \$2.3 billion in Tornado Cash withdrawals back to their originating deposits (2. On Ethereum alone, address reuse

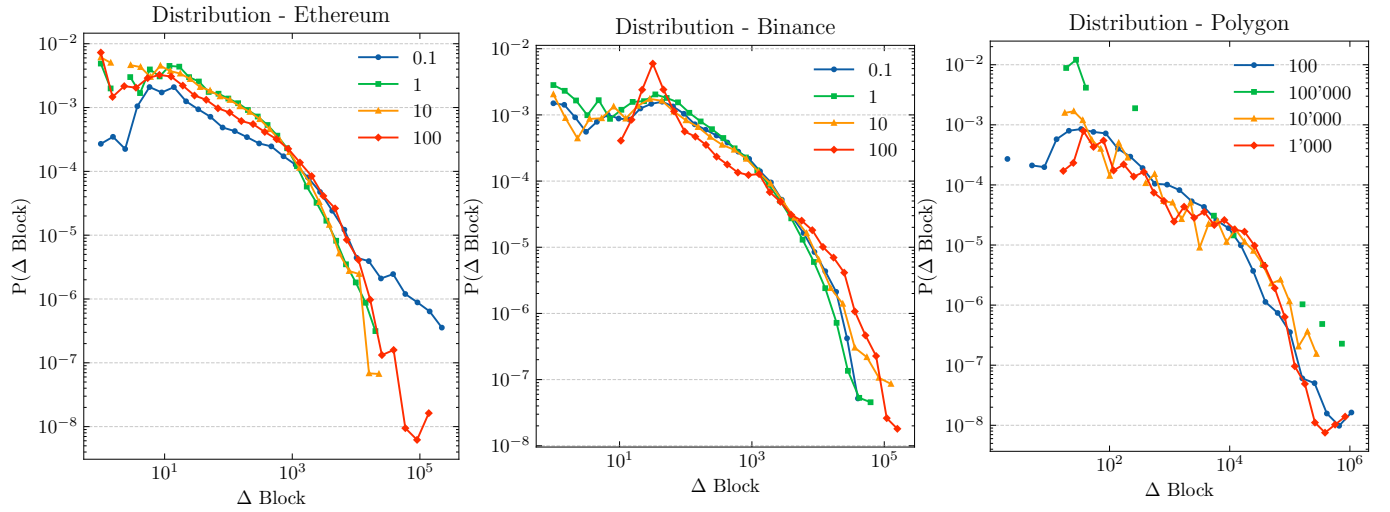


Fig. 10. Probability density of the time elapsed between deposits and matched withdrawals identified through **Heuristic 3**, using a FIFO (first-in, first-out) matching strategy between deposit and withdrawal events.

(Heuristic 1) accounts for over \$1.1 billion in traceable volume. Binance follows with \$112.8 million, while Polygon contributes \$7.4 million. These figures highlight the substantial scale at which privacy can be compromised in practice, revealing a persistent gap between cryptographic guarantees and real-world behavior. The findings reinforce the importance of operational discipline and user awareness in preserving anonymity.

VII. CONCLUSION

This study provides a cross-chain analysis of Tornado Cash, highlighting how real-world usage patterns can erode the privacy assurances of decentralized mixers. By implementing three on-chain heuristics: address reuse, transactional linkage, and FIFO-based temporal matching, we identify significant linkability between deposits and withdrawals across Ethereum, BSC, and Polygon.

The results demonstrate that effective anonymity remains elusive without careful operational hygiene. While Tornado Cash’s cryptographic design is robust, its guarantees are weakened by common user behaviours, making partial traceability feasible through blockchain analysis alone.

Variations in match rates by denomination and chain further suggest that factors such as network cost and adoption scale can materially influence the risk of de-anonymisation.

Future research may explore advanced clustering methods, such as machine learning models incorporating transaction graph embeddings, as well as the integration of off-chain meta-data where appropriate. Importantly, developers of privacy tools should prioritize user education, enforce operational best practices through interface design, and consider enhancements such as withdrawal delay enforcement or dynamic anonymity set estimation.

Ultimately, our work contributes to the ongoing dialogue on privacy in decentralized systems. It highlights the importance of holistic approaches that combine cryptographic

rigour, system design, and behavioural awareness to protect user confidentiality in an increasingly monitored blockchain landscape.

REFERENCES

- [1] A. Brownworth, J. Durfee, M. Lee, and A. Martin, “Regulating decentralized systems: evidence from sanctions on tornado cash,” 2024.
- [2] T. P. Pedersen, “Non-interactive and information-theoretic secure verifiable secret sharing,” in *Annual international cryptology conference*. Springer, 1991, pp. 129–140.
- [3] A. Pertsev, R. Semenov, and R. Storm, “Tornado cash privacy solution version 1.4,” *Tornado cash privacy solution version*, vol. 1, no. 6, 2019.
- [4] S. Meiklejohn, M. Pomarole, G. Jordan, K. Levchenko, D. McCoy, G. M. Voelker, and S. Savage, “A fistful of bitcoins: characterizing payments among men with no names,” in *Proceedings of the 2013 conference on Internet measurement conference*, 2013, pp. 127–140.
- [5] S. Goldfeder, H. Kalodner, D. Reisman, and A. Narayanan, “When the cookie meets the blockchain: Privacy risks of web payments via cryptocurrencies,” *Proceedings on Privacy Enhancing Technologies*, vol. 2018, no. 4, pp. 179–199, 2018.
- [6] J. Bonneau, A. Narayanan, A. Miller, J. Clark, J. A. Kroll, and E. W. Felten, “Mixcoin: Anonymity for bitcoin with accountable mixes,” in *International Conference on Financial Cryptography and Data Security*. Springer, 2014, pp. 486–504.
- [7] J. Quesnelle, “Linking transactions across cryptocurrency ledgers,” *arXiv preprint arXiv:1910.13425*, 2019.
- [8] M. Möser, R. Böhme, and D. Breuker, “An empirical analysis of anonymity in tornado cash,” in *Proceedings of the IEEE European Symposium on Security and Privacy Workshops (EuroS&PW)*, 2021.
- [9] S. Cao, Y. Wang, Q. Zhang, E. S. Chan, and A. Juels, “Analyzing privacy in decentralized mixers: A case study of tornado cash,” *arXiv preprint arXiv:2103.14839*, 2021.
- [10] Y. Tang, C. Xu, C. Zhang, Y. Wu, and L. Zhu, “Analysis of address linkability in tornado cash on ethereum,” in *Cyber Security*. Springer, 2021, pp. 39–50.
- [11] F. Bérés, I. A. Seres, A. A. Benczúr, and M. Quinyne-Collins, “Blockchain is watching you: Profiling and deanonymizing ethereum users,” *Proceedings on Privacy Enhancing Technologies*, vol. 2021, no. 3, pp. 127–146, 2021.
- [12] M. Wu, W. McTighe, K. Wang, I. A. Seres, N. Bax, M. Puebla, M. Mendez, F. Carrone, T. De Matthey, H. O. Demaestri, M. Nicolini, and P. Fontana, “Tutela: An open-source tool for assessing user-privacy on ethereum and tornado cash,” *arXiv preprint arXiv:2201.06811*, 2022.