

On Stable Cutsets in General and Minimum Degree Constrained Graphs

Mats Vroon ✉

Utrecht University, Department of Information and Computing Sciences

Hans L. Bodlaender ✉ 

Utrecht University, The Netherlands

Abstract

A *stable cutset* is a set of vertices S of a connected graph, that is pairwise non-adjacent and when deleting S , the graph becomes disconnected. Determining the existence of a stable cutset in a graph is known to be \mathcal{NP} -complete. In this paper, we introduce a new exact algorithm for STABLE CUTSET. By branching on graph configurations and using the $\mathcal{O}^*(1.3645)$ algorithm for the (3,2)-CONSTRAINT SATISFACTION PROBLEM presented by Beigel and Eppstein, we achieve an improved running time of $\mathcal{O}^*(1.2972^n)$.

In addition, we investigate the STABLE CUTSET problem for graphs with a bound on the minimum degree δ . First, we show that if the minimum degree of a graph G is at least $\frac{2}{3}(n-1)$, then G does not contain a stable cutset. Furthermore, we provide a polynomial-time algorithm for graphs where $\delta \geq \frac{1}{2}n$, and a similar kernelisation algorithm for graphs where $\delta = \frac{1}{2}n - k$. Finally, we prove that STABLE CUTSET remains \mathcal{NP} -complete for graphs with minimum degree c , where $c > 1$. We design an exact algorithm for this problem that runs in $\mathcal{O}^*(\lambda^n)$ time, where λ is the positive root of $x^{\delta+2} - x^{\delta+1} + 6$. This algorithm can also be applied to the 3-COLOURING problem with the same minimum degree constraint, leading to an improved exact algorithm as well.

2012 ACM Subject Classification Theory of computation \rightarrow Parameterized complexity and exact algorithms

Keywords and phrases Stable cutsets; Independent Sets; Exact Algorithms; Kernelisation; Minimum Degree

1 Introduction

A *stable cutset* in a connected graph $G = (V, E)$ is a subset of vertices $S \subseteq V$ that is pairwise non-adjacent (S is a *stable set*) and when deleting these vertices from G , the graph becomes disconnected (S is a *cutset*). This gives the following decision problem:

STABLE CUTSET

Instance: A connected graph G .

Question: Does G have a stable cutset?

Applications of STABLE CUTSET were already shown in connection with perfect graphs [7, 22]. Tucker [22] proved that G is k -colourable if and only if all $G_i \cup S$ are k -colourable, for all components of $G \setminus S$ for a stable cutset S of G with no vertex of S lying on a hole.

STABLE CUTSET has been proven \mathcal{NP} -complete first by Chvátal [6]. The STABLE CUTSET problem is related to the problem to find a *matching cut*. A *matching cut* in a graph $G = (V, E)$ is a set $M \subseteq E$ of edges that form a matching such that G becomes disconnected by deleting M from it. It has been shown that determining whether a graph with maximum degree 4 admits a *matching cut* is \mathcal{NP} -complete. Clearly, a graph with minimum degree 2 has a matching cut if and only if the *line graph* $L(G)$ has a stable cutset. A line graph $L(G)$ is constructed by creating a vertex for every edge in G , and these vertices are adjacent if and only if the corresponding edges in G share a common vertex [2]. Now, consider that

we have a stable cutset S in $L(G)$. The edges of G that correspond to the vertices in S , denoted as S' , will not have a vertex in common, and will separate the graph G , hence S' is a matching cut of G . Further investigation was done by Brandstädt et al. [3], who showed that STABLE CUTSET remains \mathcal{NP} -complete even when restricted to K_4 -free graphs. Also, STABLE CUTSET is \mathcal{NP} -complete in line or planar graphs with maximum degree 5 [17, 15].

Despite the \mathcal{NP} -completeness of STABLE CUTSET, there are known graph classes where ‘fast’ solutions are possible. Trivially, K_3 -free graphs and graphs with connectivity number 1, have a stable cutset. In a K_3 -free graph every vertex has stable neighbours which form a stable cutset, and a cut vertex in a graph of connectivity 1 is a stable cutset on its own. Chen and Yu [5] proved that graphs with at most $2n - 4$ edges contain a stable cutset. This bound is tight as there exists a graph without a stable cutset with $2n - 3$ edges [16]. But, STABLE CUTSET can be solved for graphs with $2n - 3$ edges in polynomial-time [16]. Furthermore, polynomial-time algorithms are constructed for HHD -free graphs, brittle graphs and hole-free graphs [3]. Also, polynomial-time reduction algorithms are constructed for graphs with maximum degree 3, and line graphs with maximum degree 4 [17]. Both algorithms reduce the input graph to such a small graph that solving becomes trivial, or it is reduced to a different graph class where a known algorithm applies. Le et al. [15] showed that there exists a polynomial-time algorithm for claw-free graphs with maximum degree 4. This combined with a reduction rule created a polynomial-time algorithm for (claw, K_4)-free graphs. They also show that there exists a polynomial-time algorithm on claw-free planar graphs.

A small amount of work have been done on the parameterized complexity of STABLE CUTSET. In 2013, Marx et al. [18] showed that STABLE CUTSET, parameterized by solution size, is *fixed-parameter tractable*. Recently, Rauch et al. have proven that STABLE CUTSET is FPT when parameterized by dual of maximum degree, size of a dominating set, distance to P_5 -free graphs, and more [21]. Furthermore, Kratsch and Le [14] have shown that there exists *polynomial kernelisations* when parameterized by modulators to a single clique, to a cluster graph, and when parameterized on a twin cover. Also, they show for a few parameters that *polynomial kernelisation* is not possible.

Exact algorithms for this problem have not yet been extensively studied. Only Rauch et al. [21] have presented an exact algorithm for STABLE CUTSET. They prove that every stable set S' , which is a superset of a stable cutset S in G , is also a stable cutset in G . With that knowledge, enumerating all the maximal stable sets and checking for separation would suffice to check whether the graph has a stable cutset. Additionally, they show how this maximal stable cutset can be reduced to a minimal stable cutset. This gives an algorithm with a running time of $\mathcal{O}^*(3^{n/3})$.

Kratsch and Le [13] gave the first exact branching algorithm for the closely related MATCHING CUTSET problem, with a time complexity of $\mathcal{O}^*(2^{n/2}) = \mathcal{O}^*(1.4143^n)$. This was improved in 2020 by Komusiewicz et al. [12]. By reducing MATCHING CUT to 3-SAT, they showed that MATCHING CUTSET can be solved in $\mathcal{O}^*(1.3280^n)$ time. Using a branching algorithm and not relying on SAT, an algorithm with $\mathcal{O}^*(1.3803^n)$ time was obtained.

Another problem that is similar to STABLE CUTSET is 3-COLOURING: in both of these problems, we assign to each vertex one colour out of a set of size three. The constraints differ slightly. In 3-COLOURING, adjacent vertices cannot have the same colour. However, in STABLE CUTSET, we have colour classes A , B and S , where vertices in S cannot be adjacent, vertices in A cannot be adjacent to vertices in B , but there can be edges between vertices that are both in A or both in B . The current fastest exact algorithm for 3-COLOURING is found by Meijer [19] with time complexity of $\mathcal{O}^*(1.3217^n)$. This algorithm is based on the algorithm presented by Beigel and Eppstein [1] for the 3-COLOURING problem. They presented an

$\mathcal{O}^*(1.3645^n)$ algorithm to solve the (3,2)-CONSTRAINT SATISFACTION PROBLEM, to which 3-COLOURING can be modelled. By enumerating all possible colourings for a small set of vertices and using a (3,2)-CSP reduction rule, an exact algorithm with a time complexity of $\mathcal{O}^*(1.3289^n)$ is achieved.

Unlike the research for MATCHING CUTSET and 3-COLOURING, the literature has not yet explored STABLE CUTSET problems when restricted to graphs with a certain minimum degree. For example, Chen et al. [4] presented an algorithm that solves the MATCHING CUTSET problem for graphs with minimum degree $\delta \geq 3$ in $\mathcal{O}^*(\lambda^n)$, where λ is the positive root of the polynomial $x^{\delta+1} - x^\delta - 1$. Furthermore, for 3-COLOURING, an algorithm based on dominating sets is presented that has a time complexity of $\mathcal{O}(1.2957^n)$ for $\delta \geq 15$ and $\mathcal{O}(1.1^n)$ for $\delta \geq 50$ [20].

This paper investigates STABLE CUTSET in both general graphs and graphs with minimum degree constraints. We begin in Section 2 by introducing the necessary definitions and notations. An annotated graph model for STABLE CUTSET is developed in Section 3, where, in addition, we demonstrate how this model can be reduced to a (3,2)-CSP instance. This model is used in all subsequent sections of the paper. The first algorithmic contribution is an improved exact algorithm for general graphs which is discussed in Section 4. Then we shift to graphs with minimum degree constraints. Section 5 presents different results for STABLE CUTSET in graphs with minimum degree $\delta = c \cdot n$, where $c < 1$. In Section 6 we show a \mathcal{NP} -completeness proof and an exact algorithm for STABLE CUTSET in graphs with minimum degree c , where $c > 1$. This exact algorithm is with minor adaptations also applied to 3-COLOURING in graphs with the same minimum degree condition in Section 7. We conclude in Section 8 with a summary of our findings.

2 Preliminaries

Unless stated otherwise, we consider undirected simple graphs $G = (V, E)$. The number of vertices is denoted as $n = |V|$ and the number of edges as $m = |E|$. The (*open*) *neighbourhood* of a vertex v , is the set of vertices which are the neighbours of v . This is denoted by $N(v)$. The *closed neighbourhood* is defined as $N[v] = N(v) \cup \{v\}$. Let U be a subset of the vertices V . We define the neighbourhood of a set as $N(U) = \bigcup_{v \in U} N(v) \setminus U$. The graph induced by the vertices of U is denoted as $G[U]$. We write $G - U$ for the graph $G[V \setminus U]$. The vertex set U is a *clique* if every pair of vertices in U is adjacent. A *triangle* is a clique of size three. A *cutset* is defined as a subset of vertices $S \subseteq V$ such that the graph $G - S$ is disconnected. If a subset of vertices are pairwise non-adjacent then the set is called *stable*. A *stable cutset* is a subset of vertices that is *stable* and a *cutset*.

The CONSTRAINT SATISFACTION PROBLEM (CSP) is the problem whether it is possible to assign values to variables such that all the constraints are satisfied. Each variable has a *domain* of values that can be assigned to the variable. In the (3,2)-CSP problem, every variable has a domain of size at most three, and each constraint involves at most two variables. Thus, the constraints specify which combinations of values are not allowed for certain pairs of variables.

A problem is *fixed-parameter tractable* (FPT) when there is an algorithm that decides the problem in $f(k) \cdot |(x, k)|^c$ time, for each instance x and parameter k , where c is a constant independent of x and k , and f is a computable function [8]. A *kernelisation algorithm* is an algorithm that given an instance (x, k) , works in polynomial time and returns an equivalent instance (x', k') , with $|x'|$ and k' bounded by computable functions of k [8]. It is a *polynomial kernelisation* if the *size* of the reduced instance $|x'|$ has a polynomial upper bound in k . The

notation \mathcal{O}^* , is a modified big-O notation where polynomial bounded factors are left out. More formal, $f(n) = \mathcal{O}(g(n) \cdot \text{poly}(n)) = \mathcal{O}^*(g(n))$ [11].

3 Modelling the Stable Cutset problem

In this section, we describe the manner we model the stable cutset problem as an annotation problem, as we will use throughout this paper. We then present several properties and rules that will be applied significantly in the subsequent sections. After that, we show how to transform a stable cutset instance to a (3,2)-CSP instance, leading to our first result. Finally, we discuss a lemma proven by Beigel and Eppstein [1] and how this is helpful in reducing the instance size.

3.1 Stable Cutset as an annotation problem

Annotated graphs are types of graphs that add information to their vertices or edges. For example, in COLOURING problems, an annotation function $c : V \rightarrow C$ assigns a color from a set C to each vertex [9]. Similarly, the MATCHING CUTSET problem can be modelled as an annotated graph, where vertices are labelled to indicate their belonging to one of the two components [12, 4].

The STABLE CUTSET problem can be represented as an annotated graph, where each vertex is assigned with one of the three possible labels $L = \{A, B, S\}$. The vertices of the two connected components that need to be separated are labelled with A and B , and the vertices of the stable cutset are labelled with S . An annotated graph G contains a stable cutset if it satisfies the following adjacency and non-empty constraints:

- No pair of adjacent vertices is labelled with A and B , or both with S .
- Each label must appear on at least one vertex.

In this paper, we use an annotated graph that keeps even more information. Per vertex we keep track of the set of labels that ‘still are possible’, $p : V \rightarrow \mathcal{P}(L)$. Before running some algorithm, all the vertices will be annotated with the full set L . An algorithm on this annotated graph is done if all the vertices have one ‘possible’ label left, and the resulting labelling satisfies the above described adjacency and non-empty constraints. An example representation of the annotated graph can be seen in Figure 1. Using this representation, we can already find some general properties for solving STABLE CUTSET.

► **Lemma 1.** *Consider the graph $G = (V, E)$ with annotation function $p : V \rightarrow \mathcal{P}(L)$. Given some edge $(u, v) \in E$:*

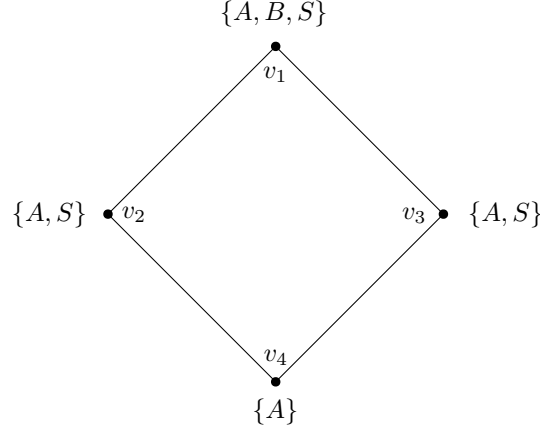
- (i) *If $p(u) = \{A\}$ then $B \notin p(v)$.*
- (ii) *If $p(u) = \{B\}$ then $A \notin p(v)$.*
- (iii) *If $p(u) = \{S\}$ then $S \notin p(v)$.*

Proof. The properties above are based on the definition of the stable cutset problem. Since the goal is to separate at least two connected components, the vertices labelled with $\{A\}$ can not be adjacent to vertices labelled with $\{B\}$, and vice versa. Additionally, to ensure that the cutset is stable, vertices labelled with $\{S\}$ can not be adjacent to other vertices labelled with $\{S\}$. ◀

By using some algorithm and the above rules, we can get to a state where there exists some vertex v in G such that $p(v) = \emptyset$. This could occur for example when v has three different neighbours x, y, z that are labelled with $\{A\}$, $\{B\}$ and $\{S\}$ respectively. While the

unannotated graph may still admit a stable cutset, we know that the current annotated graph does not contain one. This formalised in a lemma gives:

► **Lemma 2.** *Consider the graph $G = (V, E)$ with annotation function $p : V \rightarrow \mathcal{P}(L)$. If there exists some vertex $v \in V$ with $p(v) = \emptyset$, then there does not exist a stable cutset in the annotated graph.*



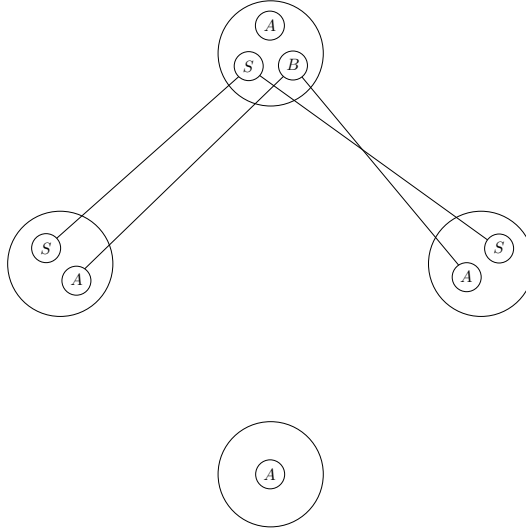
■ **Figure 1** Example of some annotated graph G . Note, that $p(v_4) = \{A\}$ and therefore $B \notin p(v_2)$ and $B \notin p(v_3)$ by Lemma 1.

3.2 Stable Cutset as (3,2)-CSP

In the context of research on the 3-COLOURING problem, Beigel and Eppstein [1] showed that (3,2)-CSP can be solved in $\mathcal{O}^*(1.3645^n)$, where n is the amount of variables. Below, we will show how our instance for stable cutset can be transformed into a (3,2)-CSP instance. Because the amount of vertices will be the same as the amount of variables in the corresponding (3,2)-CSP, it follows that STABLE CUTSET can be solved in $\mathcal{O}^*(1.3645^n)$.

Let us consider the annotated graph $G = (V, E, p)$ as described in Section 3.1. To construct the (3,2)-CSP instance, we create a variable for every vertex v , where the domain for that variable is $p(v)$. This can be done because the semantics of the annotation of a vertex in G are the same as the domain of a variable in (3,2)-CSP. If we look at the rules of Lemma 1, we can see that they correspond to a constraint with two variables. So, for every edge $(u, v) \in E$, we add $\{((u, A), (v, B)), ((u, B), (v, A)), ((u, S), (v, S))\}$ to the constraint set of the (3,2)-CSP instance. An example of this instance transformation can be seen in Figure 2.

Before we send our instance to the (3,2)-CSP solver of Beigel and Eppstein, we need to ensure that the non-emptiness constraints described in Section 3.1 are satisfied. Otherwise, we could simply label all the vertices with A , and no constraints of the (3,2)-CSP instance are violated. To prevent this, we pick a random vertex u in the graph and label it with $p(u) = \{A\}$. We then run the algorithm on all vertices $v \in V \setminus \{u\}$ and prematurely label $p(v) = \{B\}$. If the algorithm succeeds in one of the $O(n)$ instances, we are done and know that the graph has a stable cutset. If this is not the case, then u may be part of the stable cutset. In that case, we label u with $p(u) = \{S\}$ and pick a vertex $x \in N(u)$. We label this vertex with $p(x) = \{A\}$. Now we repeat the process by running the algorithm for all vertices $v \in V \setminus \{u, x\}$ and prematurely labelling $p(v) = \{B\}$. If the algorithm fails on all these new



■ **Figure 2** The annotated graph from Figure 1 transformed to a $(3,2)$ -CSP instance. The lines in the representation indicate the constraints.

$O(n)$ instances, then the graph does not contain a stable cutset. Otherwise, the graph does contain one. This gives our first algorithm for **STABLE CUTSET**; in later sections, we show how to improve on this bound by using more advanced techniques.

► **Theorem 3.** *There is a $\mathcal{O}^*(1.3645^n)$ algorithm for **STABLE CUTSET**.*

3.3 Reducing instance size

Besides the $(3,2)$ -CSP solver of Beigel and Eppstein, we are also using the following lemma of the same paper:

► **Lemma 4** ([1]). *Let v be a variable in a $(a, 2)$ -CSP instance, such that only two values are allowed at v . Then we can find an equivalent $(a, 2)$ -CSP instance with one fewer variable.*

This is useful due to the correspondence between the semantics of the annotation function p for some vertex, and the amount of allowed values for the corresponding variable in the $(3,2)$ -CSP instance. Therefore, if we have a vertex v with $|p(v)| \leq 2$, then the corresponding variable in the $(3,2)$ -CSP instance can be deleted, thereby reducing the instance size.

4 Exact algorithm

In this section, we describe how we are reducing the time bound for the general case even further. The general idea of the algorithm is to find vertex sets in the graph that allow branching in such a way that for many vertices in the set, the number of possible labels is reduced to less than three. For example, when we have a clique induced in the graph G , then the vertices of the clique can only be labelled with either $\{A, S\}$ or $\{B, S\}$. This is because a vertex labelled with A can not be adjacent to a vertex labelled with B . If we branch on these two options, the possible labels for vertices of the clique are reduced to less than three. Eventually, we have a branching tree with in the leaves, annotated graph instances that can be greatly reduced by Lemma 4 when transformed to $(3,2)$ -CSP instances.

First, we will present a intuitive ‘stupid’ algorithm that uses the above described idea. We then refine the algorithm to make smarter choices in finding the vertex sets, which will reduce the time complexity even further.

4.1 Initial approach

The input of the algorithm is the annotated graph $G = (V, E, p)$ as described in Section 3.1. We describe the steps of the algorithm and establish its correctness through a sequence of claims followed by the branching rules. The algorithm starts by checking whether the neighbourhood of each vertex v in G forms a stable set. If that is the case then we are done, because $N(v)$ separates v from $V \setminus N[v]$. After this step we claim,

▷ **Claim 5.** Every vertex in G is part of some triangle.

We greedily construct the family of vertex sets \mathcal{H} by adding as many pairwise disjoint triangles from G as possible, such that \mathcal{H} is maximal. Let F denote the set of vertices that is not part of some triangle in \mathcal{H} .

▷ **Claim 6.** Given the above definitions, all the vertices in F are adjacent to a vertex of some triangle in \mathcal{H} .

Proof. Consider the vertex $f \in F$. By Claim 5, we know that f is part of some triangle T in G . By the definition of F , we know that $T \notin \mathcal{H}$. Since \mathcal{H} is maximal in G , at least one of the two other vertices in T must belong to a triangle $R \in \mathcal{H}$, because otherwise T would have been in \mathcal{H} . Therefore, f is adjacent to a vertex of some triangle in \mathcal{H} . ◀

To ensure that every vertex of G is included in some vertex set of \mathcal{H} , we add each vertex $f \in F$ to a vertex set (triangle) that contains a neighbour of f . The existence of such a vertex set is guaranteed by Claim 6. As a result, each vertex set $W \in \mathcal{H}$ now consists of a triangle T together with a subset of its neighbours, meaning $W = T \cup (W \setminus T)$ where $W \setminus T \subseteq N(T)$.

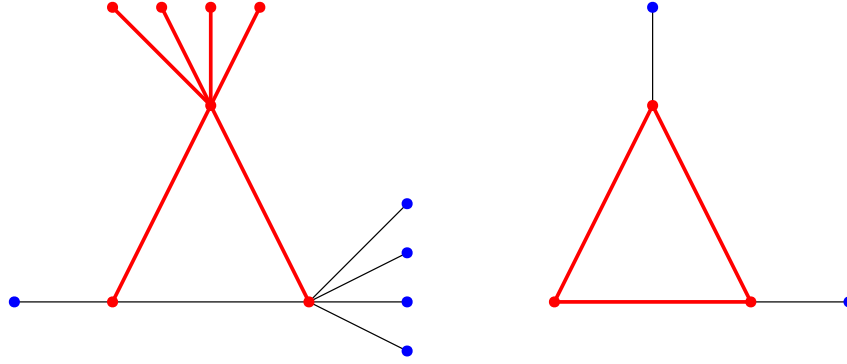
Our algorithm uses two branching strategies, which both reduce the amount of possible labels for specific vertices. Because of this reduction, we can delete the corresponding variables when the annotated graph instances are transformed into a (3,2)-CSP instance by Lemma 4.

1. *Branching on triangles:* As mentioned above, we can branch on cliques which gives two annotated graph instances. Therefore, the possible labels of the vertices in the triangle will be reduced.
2. *Branching on neighbourhoods:* Alternatively, a configuration on which we can branch is $N[v]$, for some vertex $v \in V$. By branching on the possible labels of v , we obtain three instances. In these instances $|p(v)| = 1$, and all the vertices $u \in N(v)$ have $|p(u)| = 2$ because of Lemma 1.

We apply specific branching rules to each vertex set $W \in \mathcal{H}$. The choice of the branching rule depends on the vertex $v \in T$ with the most neighbours in $W \setminus T$. Only a subset of vertices of W are used in the branching rules. The remaining vertices become standard variables for the (3,2)-CSP solver.

▶ **Branching Rule 1.** Let v be the vertex of T where $|N(v) \cap (W \setminus T)|$ is the largest. If $|N(v) \cap (W \setminus T)| \geq 2$, then

- (i) Assign $p(v) = \{A\}$ and apply Lemma 1 to all vertices in $N(v) \cap W$.



■ **Figure 3** Branching Rule 1 and 2, respectively. The vertices highlighted in red correspond to the configurations being branched on, while the vertices in blue represent those that remain as standard variables in the (3,2)-CSP instance.

- (ii) Assign $p(v) = \{B\}$ and apply Lemma 1 to all vertices in $N(v) \cap W$.
 - (iii) Assign $p(v) = \{S\}$ and apply Lemma 1 to all vertices in $N(v) \cap W$.
- The remaining vertices are handled by the (3,2)-CSP solver.

► **Branching Rule 2.** If Branching Rule 1 is not applicable, then

- (i) Assign $p(v) = \{A, S\}$ for all vertices $v \in T$.
- (ii) Assign $p(v) = \{B, S\}$ for all vertices $v \in T$.

The remaining vertices are handled by the (3,2)-CSP solver.

Once the algorithm has branched on all the vertex sets of \mathcal{H} , the leaves of the branching tree contain annotated graphs where many vertices are annotated with at most two possible labels. The corresponding variables of these vertices will be deleted when the annotated graph is converted to a (3,2)-CSP instance. We calculate the total running time of the algorithm by finding the maximum *cost* of any vertex in the graph. The cost of a vertex is defined as the product p of factors involving vertices of a disjoint vertex set, spread evenly over the vertices. So, for some disjoint vertex set $W \in \mathcal{H}$, the cost of any vertex in this set is $c = p^{1/|W|}$. The vertex set for which c is the largest will define the total time: $\mathcal{O}^*(c^n)$. The factors in this case are 2 or 3 if a triangle or closed neighbourhood is used, and a factor of 1.3645 is used per vertex that will be converted to a normal variable in the (3,2)-CSP instance.

► **Lemma 7.** The worst-case vertex cost among all vertex sets is 1.3112.

Proof. We begin by analysing the vertex costs associated with Branching Rule 1. Let v be the vertex of T where $|N(v) \cap (W \setminus T)|$ is the largest. We define the numerical variable $x = |N(v) \cap (W \setminus T)|$. The other vertices in T have a smaller than or equal amount of neighbours in $W \setminus T$. Therefore, the worst-case vertex cost for this rule is defined as $(3 \cdot 1.3645^{2x})^{\frac{1}{3+3x}}$. We want this value to be lower than 1.3. By solving the inequality $(3 \cdot 1.3645^{2x})^{\frac{1}{3+3x}} < 1.3$, we find that for a positive x , the inequality holds whenever $x > 1.8821$. Because Branching Rule 1 is conditioned on $x \geq 2$, it follows that the vertex cost for any vertex set to which this rule applies will always be less than 1.3.

Following this, we examine Branching Rule 2. Among the four distinct vertex sets to which this rule applies, the worst-case vertex cost is retrieved when each vertex in T is adjacent to one unique vertex in $W \setminus T$. This results in a vertex cost of $(2 \cdot 1.3645^3)^{1/6} \approx 1.3112$. ◀

► **Theorem 8.** There is a $\mathcal{O}^*(1.3112^n)$ algorithm for STABLE CUTSET.

4.2 Smarter vertex sets

In the above algorithm, we used random assignments of the vertices in F to get all the vertices of G involved in the vertex set family \mathcal{H} . With this, the slowest vertex set can be achieved which defines the total time of the algorithm. Below, we describe a polynomial time algorithm that will divide the vertices of G into disjoint vertex sets. This algorithm ensures that the slowest and second slowest vertex sets are avoided. The slowest vertex set, as described in Section 4.1, is the vertex set W where all the vertices of the triangle $T \subseteq W$ are adjacent to one unique vertex of $W \setminus T$. The second slowest is the set W where two vertices of the triangle $T \subseteq W$ are adjacent to one unique vertex of $W \setminus T$ and the third vertex of T is not adjacent to any vertex of $W \setminus T$. In the rest of this section we call these vertex sets the *slow vertex sets*, and all others the *fast vertex sets*.

Consider the annotated graph $G = (V, E, p)$ as described in Section 3.1 as input. Again, we first check whether any vertex v has stable neighbours. If that is the case, then the algorithm terminates as mentioned in Section 4.1. After this step, we know that Claim 5 holds in G .

The algorithm builds the family of vertex sets \mathcal{H} by repeatedly identifying the vertex sets, adding them to \mathcal{H} and removing them from the graph G . To guarantee that this process can progress until the graph is empty, an invariant is used: *Every vertex in G is part of some triangle (K_3)*. We use the function $r_G(U)$ that denotes the set of vertices in $G - U$ that are no longer part of any triangle. When it is clear from the context which graph is being used, we will write $r(U)$ without explicitly naming the graph.

The procedure begins by selecting an arbitrary triangle T in the graph, which must exist due to the invariant. Based on the number of vertices in $r(T)$ and their adjacency to the vertices of T , the procedure proceeds via a case analysis. Each case specifies how to identify the vertex sets that will be added to \mathcal{H} , and deleted from G . After presenting the case analysis, we prove that only fast vertex sets will be added to \mathcal{H} , and that the invariant is preserved.

Case 1. *Two or more vertices in $r(T)$ are adjacent to the same vertex in T , or $|r(T)| = 1$.*

This is the easy case. We add $W = T \cup r(T)$ to \mathcal{H} and update the graph to $G - W$.

Case 2. *$|r(T)| = 3$ and every vertex in $r(T)$ is adjacent to a different vertex in T .*

This case is visualized in Figure 4. By the invariant we know that all the vertices of $r(T)$ are part of some triangle. Let T_1, T_2 and T_3 be those triangles, and we denote the vertices of triangle T_i ($i \in \{1, 2, 3\}$) by $v_{i,1}, v_{i,2}, v_{i,3}$. By the definition of $r(T)$, each triangle T_i must contain one vertex from T . Let $v_{i,1}$ be that vertex, and let $v_{i,2}$ be the vertex in $r(T)$. There are two subcases on $v_{i,3}$ of the T_i triangles:

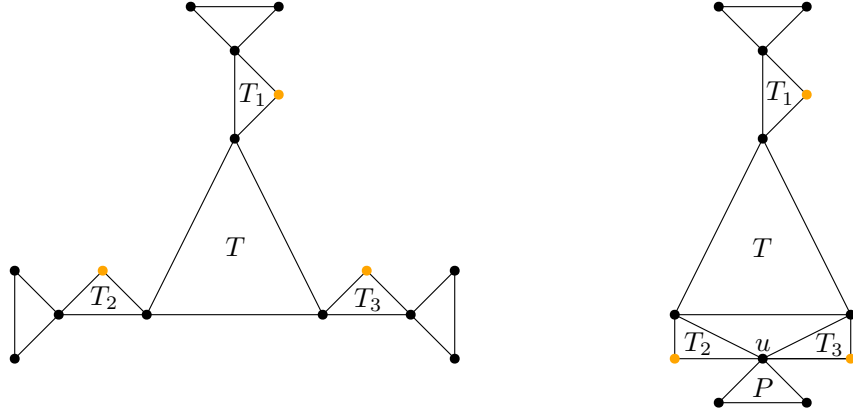
Case 2.1. *The vertices $v_{1,3}, v_{2,3}$ and $v_{3,3}$ are distinct.*

This case is visualized on the left of Figure 4. We create the following vertex sets: W_1, W_2, W_3 , where $W_i = T_i - r(T_i)$. These three vertex sets are added to \mathcal{H} and we update the graph to $G - \bigcup_i W_i$.

Case 2.2. *Two or more of the vertices $v_{1,3}, v_{2,3}$ and $v_{3,3}$ are the same.*

This case is visualized on the right of Figure 4. We call the common third vertex u . Since u is not part of $r_G(T)$, it must belong to some triangle P that does not include any vertices from T . So, we create $W_1 = P \cup r_G(P)$ and update the graph to $G' = G - W_1$. Now, we make a second vertex set $W_2 = T \cup r_{G'}(T)$ and update the graph again to $G' - W_2$. These two vertex sets are added to \mathcal{H} .

Case 3. *$|r(T)| = 2$ and every vertex in $r(T)$ is adjacent to a different vertex in T .*



■ **Figure 4** Visualization of Case 2. The vertices in orange correspond to the vertices in $r(T)$.

Let $\{a, b\}$ denote the vertices of $r(T)$, and let $\{v_1, v_2, v_3\}$ denote the vertices of T . There are two cases to consider within this case.

Case 3.1. a is adjacent to v_1 and v_2 , and b is only adjacent to v_3 .

Let A be the triangle $\{a, v_1, v_2\}$, and let B be the triangle that includes vertex b , v_3 , and some other vertex. First, we create $W_1 = B \cup r_G(B)$ and update the graph to $G' = G - W_1$. We then make the second vertex set $W_2 = A \cup r_{G'}(A)$, and again update the graph to $G' - W_2$. The vertex sets W_1, W_2 are added to \mathcal{H} .

Case 3.2. a is only adjacent to v_1 and b is only adjacent to v_2 .

This subcase is visualized in Figure 5. We try to find the first triangle T in the direction of either a or b , that satisfies $|r(T)| \neq 2$. The direction does not matter, so let us assume that we search in the direction of a . We first check the triangle A where a and v_1 are part of. If $|r(A)| = 2$, then we continue to the next triangle. Let T_s denote the s -th checked triangle, where $T_0 = T$, $T_1 = A$, and so on. Two cases can occur with T_s : either $|r(T_s)| \neq 2$, or $T_{s+1} = T_0$ and the sequence of triangles form a cycle.

Case 3.2.1. $|r(T_s)| \neq 2$

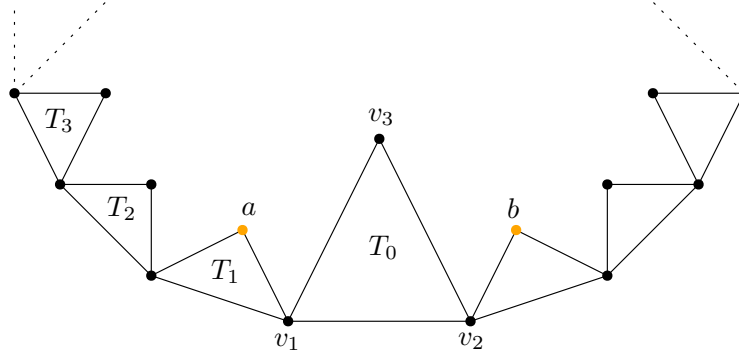
We start by creating $W_1 = T_s \cup r_G(T_s)$, update the graph to $G_1 = G - W_1$, and continue to T_{s-2} . This triangle will now have $|r_{G_1}(T_{s-2})| = 1$. So, we create the vertex set $W_2 = T_{s-2} \cup r_{G_1}(T_{s-2})$, and update the graph again, $G_2 = G_1 - W_2$. We keep on doing this with steps of two.

If s is odd, we eventually end up in T_1 with the reduced graph $G_{s/2-1}$. We create the final vertex set $W_{s/2} = T_1 \cup r_{G_{s/2}}(T_1)$, and update the graph for the last time $G_{s/2} = G_{s/2-1} - W_{s/2}$. The vertex sets $W_1, \dots, W_{s/2}$ are added to \mathcal{H} .

If s is even, we end up in T (or T_0) with graph $G_{s/2-1}$. The final vertex set will therefore be $W_{s/2} = T \cup r_{G_{s/2-1}}(T) = T \cup \{b\}$. Again, we update the graph for the final time $G_{s/2} = G_{s/2-1} - W_{s/2}$.

Case 3.2.2. $T_{s+1} = T_0$

If s is odd, we define W_1 as T_s together with the vertex that is in T_{s-1} and in $r_G(T_s)$. So more formal, $W_1 = T_s \cup (T_{s-1} \cap r_G(T_s))$. We then update the graph to $G_1 = G - W_1$, and continue to T_{s-2} . The size of $r_{G_1}(T_{s-2})$ has now become one, and therefore we create the next vertex set $W_2 = T_{s-2} \cup r_{G_1}(T_{s-2})$. Again, we update the graph and continue in steps of two. Eventually, we end up in T_1 with as graph $G_{s/2-1}$. In $G_{s/2-1}$ only one vertex of T is



■ **Figure 5** Case 3.2 visualized. The vertices in orange correspond to the vertices in $r(T_0)$.

left. So, we create the final vertex set $W_{s/2} = T_1 \cup r_{G_{s/2-1}}(T_1)$, and update the graph for the last time, $G_{s/2} = G_{s/2-1} - W_{s/2}$. The vertex sets $W_1, \dots, W_{s/2}$ are added to \mathcal{H} .

If s is even, we define $W_1 = T_s \cup r_G(T_s) \cup T$. We update the graph to $G_1 = G - W_1$ and continue to T_{s-2} . The size of $r_{G_1}(T_{s-2})$ has now become one, and therefore we create the next vertex set $W_2 = T_{s-2} \cup r_{G_1}(T_{s-2})$. Again, we update the graph and continue in steps of two. Eventually, we end up in T_2 with the reduced graph $G_{s/2-1}$. Here, we create the final vertex set $W_{s/2} = T_2 \cup r_{G_{s/2-1}}(T_2)$ and update the graph for the last time, $G_{s/2} = G_{s/2-1} - W_{s/2}$. The vertex sets $W_1, \dots, W_{s/2}$ are added to \mathcal{H} .

To prove that the above described procedure is correct, we first establish an auxiliary lemma that will be used multiple times in the subsequent lemma proving the correctness of the whole procedure.

► **Lemma 9.** *Let $G = (V, E)$ be a graph where every vertex is part of some triangle. Consider an arbitrary triangle T in G , let x be a vertex in $r(T)$, and let X denote the triangle that contains x and at least one vertex from T . If a vertex $y \in r(X)$ is adjacent to x , then $y \in r(T)$.*

Proof. We consider a vertex $y \in r(X)$ which is adjacent to x . Since every vertex in G belongs to a triangle, y must be part of some triangle, Y . Because $y \in r(X)$, at least one of the other two vertices of Y must be a vertex of X . Let us consider the two possible scenarios for triangle Y :

Case 1. $x \notin Y$

In this case, Y must be of the form $\{y, u, v\}$ where u and v are some vertex. Because $y \in r(X)$ at least u or v must be in $X \setminus \{x\}$. If $u \in X \setminus (\{x\} \cup T)$, then the triangle $\{x, y, u\}$ would also exist in G . Because $u \notin T$, $\{x, y, u\}$ would exist in $G - T$ as well. This contradicts that $x \in r(T)$. Therefore, the assumption that $u \in X \setminus (\{x\} \cup T)$ must be false. Consequently, if $u \in X \setminus \{x\}$, then u must be in $X \cap T$. If T is removed from the graph, then the triangle Y would not exist anymore. Thus, $y \in r(T)$.

Case 2. $x \in Y$

In this case, Y must be of the form $\{x, y, u\}$ for some vertex u . If $u \in V \setminus (T \cup \{x, y\})$, then the triangle Y would also exist in $G - T$, which contradicts $x \in r(T)$. Therefore, u must be in T , and if T is removed from the graph, then Y does not exist anymore. Hence, $y \in r(T)$.

In both cases, if $y \in r(X)$ and y is adjacent to x , then $y \in r(T)$. This concludes the proof. ◀

Using this lemma, we prove that the whole procedure above adds the correct vertex sets.

► **Lemma 10.** *The procedure above will only add fast vertex sets to \mathcal{H} .*

Proof. To prove this, we investigate all the possible vertex sets that can be added to \mathcal{H} by the above described procedure. We use the definitions as described in the procedure.

Case 1: The condition for this case is that either two or more vertices in $r(T)$ are adjacent to the same vertex in T , or $|r(T)| = 1$. This ensures that the set $T \cup r(T)$, which is added to \mathcal{H} , is a fast vertex set.

Case 2.1: In this case, the vertex sets $W_i = T_i - r(T_i)$ are constructed, where $i \in \{1, 2, 3\}$. The vertices of T_i are defined as $\{v_{i,1}, v_{i,2}, v_{i,3}\}$, where $v_{i,1} \in T$, and $v_{i,2} \in r(T)$. As mentioned in the procedure, this case is visualized on the left in Figure 4. We investigate W_1 by first considering the vertices of $r(T_1)$. These vertices cannot be adjacent to only $v_{1,1}$ in T_1 . If they were, they would have been included in $r(T)$, which contradicts the case definition. By Lemma 9, we know that for a vertex $y \in r(T_1)$ to be adjacent to $v_{1,2}$, it must also be in $r(T)$. But the other two vertices in $r(T)$ are not in $r(T_1)$. This means that any vertex in $r(T_1)$ is not adjacent to $v_{1,2}$. Consequently, we know that T_1 has two vertices ($v_{1,1}$ and $v_{1,2}$) that are not adjacent with any vertex in $r(T_1)$. Therefore, $W_1 = T_1 \cup r(T_1)$ is a fast vertex set. The same reasoning applies for W_2 and W_3 .

Case 2.2: The case defines the common vertex as u and the triangle, to which u belongs, as P . The vertices of $r_G(T)$ that are adjacent to u , are also in $r_G(P)$ if Case 2.1 is not applicable. Therefore, the vertex set $W_1 = P \cup r_G(P)$ is a fast vertex set because at least two vertices of $r_G(P)$ are adjacent to the same vertex in P . By deleting W_1 from G , at least two vertices of T are not adjacent to anything in $r_{G'}(T)$. Thus, W_2 is also a fast vertex set.

Case 3.1: The case defines $\{v_1, v_2, v_3\}$ as the vertices of T , and a and b as the vertices in $r(T)$. A denotes the triangle $\{a, v_1, v_2\}$ and B denotes the triangle $\{b, v_3, u\}$, where u is some other vertex in G . We know that no vertex from $r(B)$ is only adjacent to v_1 of T . Otherwise, these vertices should have been in $r(T)$ as well, which contradicts the case definition. By Lemma 9, we know that for a vertex $y \in r(B)$ to be adjacent to b , it must be in $r(T)$. But the other vertex in $r(T)$ is not in $r(B)$, so any vertex in $r(B)$ is not adjacent to b . Therefore, the vertices of $r(B)$ (if there are any) are only adjacent to u , making W_1 a fast vertex set. After deletion of W_1 from G , we know that at least two corners (v_1 and v_2) of A are not adjacent to any vertices of $r(A)$. This makes $W_2 = A \cup r(A)$ a fast vertex set.

Case 3.2.1: The first vertex set created in this case is defined as $W_1 = T_s \cup r_G(T_s)$.

Consider the triangle T_l that is l steps away from T_0 . Assume that $T_l \cup r(T_l)$ is a slow vertex set where $|r(T_l)| = 3$ and every vertex of T_l is adjacent to one unique vertex of $r(T_l)$. Observe that the procedure will never add $T_l \cup r(T_l)$ to \mathcal{H} , as it will never reach triangle T_l . This is because the vertices of T_l will not be in $r(T_{l-1})$. So, if the procedure reaches T_{l-1} then $|r(T_{l-1})| = 1$, which implies that $T_s = T_{l-1}$, and T_l is never reached. Therefore, in this case, the first vertex set added to \mathcal{H} will not be the slow vertex set W where every vertex of the triangle $T \subseteq W$ is adjacent to one unique vertex in $W \setminus T$ and $|W \setminus T| = 3$.

Also, the first vertex set, W_1 , cannot be the second slowest vertex. This is because the procedure finds the first triangle T_s that has $|r(T_s)| \neq 2$. As a result, W_1 can never correspond to the vertex set where two vertices of the triangle $T \subseteq W_1$ are adjacent to exactly one unique vertex in $W \setminus T$ and $|W \setminus T| = 2$.

All the following vertex sets W_i , where $i > 1$, are fast because the deletion of W_{i-1} from G_{i-2} ensured that the corresponding triangle T_j has $|r_{G_{i-1}}(T_j)| = 1$.

If s is *odd*, we eventually end up in T_1 with the reduced graph $G_{s/2-1}$. Here, the only vertex in $r_{G_{s/2}}(T_1)$, will be a vertex of T (or T_0). So, the final vertex set $W_{s/2}$ is fast. If s is *even*, we end up in T (or T_0) with graph $G_{s/2-1}$. The only vertex in $r_{G_{s/2-1}}(T)$ is b so $W_{s/2}$ is fast as well.

Case 3.2.2: In the case that s is *odd*, then W_1 is a fast vertex set because $|T_{s-1} \cap r_G(T_s)| = 1$. As mentioned before, all the following vertex sets W_i , where $i > 1$, are fast vertex sets. Eventually, we end up in T_1 where the only vertex in $r_{G_{s/2-1}}(T_1)$ is a vertex of T (or T_0). Therefore, $W_{s/2}$ is also a fast vertex set.

If s is *even*, then W_1 contains T . Since two vertices of T are adjacent to the same vertex of T_s , it follows that W_1 is a fast vertex set. All the following vertex sets W_i , where $i > 1$, are fast vertex sets as mentioned before. Eventually, we end up in T_2 where the only vertex in $r_{G_{s/2-1}}(T_2)$ is a vertex of T_1 . So, $W_{s/2}$ is a fast vertex set as well. ◀

► **Lemma 11.** *The procedure above will maintain the invariant.*

Proof. Case 1, Case 2, Case 3.1 and Case 3.2.1 of the procedure described above, all create the vertex sets W_i by the union of some vertex set U together with $r(U)$. By the definition of r , we know that $G - (U \cup r(U))$ is a graph where all the vertices are part of some triangle. So, the lemma holds for these cases.

For Case 3.2.2 it is a bit different. If s is odd, then $W_1 = T_s \cup (T_{s-1} \cap r_G(T_s))$. After deleting W_1 from the graph G , there will be a vertex v in the graph that is not part of a triangle anymore. This vertex v was before deletion part of the triangle T . As the procedure describes, this vertex v is added in the final vertex set $W_{s/2}$, because v is also part of $r(T_1)$.

If s is even, the same behaviour occurs. Because all the vertices of T are in W_1 , there is a vertex of T_1 that after deletion, is not part of a triangle (In Figure 5 denoted as vertex a). But this vertex is put in the final vertex set $W_{s/2}$, because this vertex is also part of $r(T_2)$. ◀

► **Lemma 12.** *Let G be a graph where every vertex is part of a triangle. We can decompose the graph into disjoint vertex set family $\mathcal{H} = \{W_1, \dots, W_s\}$, where no W_i is a slow vertex set.*

Proof. By Lemma 11, we know that the above procedure can be applied repeatedly until the graph G becomes empty. Lemma 10 proves that all vertex sets added to \mathcal{H} by the above described procedure are fast vertex sets. Because \mathcal{H} is initially empty, we can conclude that every vertex set in \mathcal{H} is a fast vertex set. ◀

With the algorithm above we have shown how we can divide the graph into vertex sets that are all ‘fast’. Clearly, the above procedure is polynomial, and therefore the time complexity simply shifts to the next slowest vertex set. This is the vertex set W where every vertex of the triangle $T \subseteq W$ is adjacent to two unique vertices in $W - T$. So, the vertex cost of W is $(3 \cdot 1.3645^4)^{1/9} \approx 1.2972$. This all together concludes,

► **Theorem 13.** *There is a $\mathcal{O}^*(1.2972^n)$ algorithm for STABLE CUTSET.*

5 Minimum degree $c \cdot n$, where $c < 1$

We consider the special case of STABLE CUTSET where the input graph is required to have a minimum degree $\delta = c \cdot n$, for a constant $c < 1$. First, we establish an upper bound on the minimum degree of a graph that guarantees it does not contain a stable cutset. This is followed by a polynomial-time algorithm that solves STABLE CUTSET on graphs with minimum degree $\delta \geq \frac{1}{2}n$. Finally, a similar kernelisation algorithm is presented for $\delta = \frac{1}{2}n - k$.

5.1 Upper bound for minimum degree

Chen and Yu [5] gave an upper bound for the number of edges for which it is certain that a stable cutset exists in the graph. Here, we will do the opposite with a different parameter, investigating the minimum degree for which a graph is guaranteed *not* to contain a stable cutset. To achieve this, we construct a graph that both contains a stable cutset and has the largest possible minimum degree.

► **Theorem 14.** *A graph G with minimum degree $\delta > \frac{2}{3}(n-1)$ does not contain a stable cutset.*

Proof. Consider the graph G that contains a stable cutset S . Let A and B denote the vertex sets that are separated. We want to maximize the degree of every vertex in the graph. Vertices in A can only be adjacent to other vertices in A and vertices in S . Therefore, we know that the degree of any vertex v in A is tightly upper bounded by $\deg(v) \leq |A| - 1 + |S|$. This same reasoning can be applied for any vertex u in B : $\deg(u) \leq |B| - 1 + |S|$. Because S is stable, the degree of any vertex $w \in S$ is upper bounded by $\deg(w) \leq |A| + |B|$. A graph where the degree of every vertex is maximized can be seen in Figure 6.

If any vertex does not comply with the degree constraint of his vertex set, then the graph does not contain a stable cutset. The minimum degree of a graph forces all the degrees of the vertices to be a specific value. Therefore, if

$$\begin{aligned}\delta &> |A| + |B| \\ \delta &> |A| + |S| - 1 \\ \delta &> |B| + |S| - 1\end{aligned}$$

then we know that G does not contain a stable cutset. The three vertex sets cover all vertices of G and therefore $|A| + |B| + |S| = n$. If we combine this fact with the second and third statement above, then we get $|B| > n - \delta - 1$ and $|A| > n - \delta - 1$, respectively. If we fill this in the first statement above we retrieve $\delta > \frac{2}{3}(n-1)$. Therefore, if the minimum degree in G is larger than $\frac{2}{3}(n-1)$, then we know that G does not contain a stable cutset. ◀

► **Corollary 15.** *A graph that contains a STABLE CUTSET has minimum degree $\delta \leq \frac{2}{3}(n-1)$*

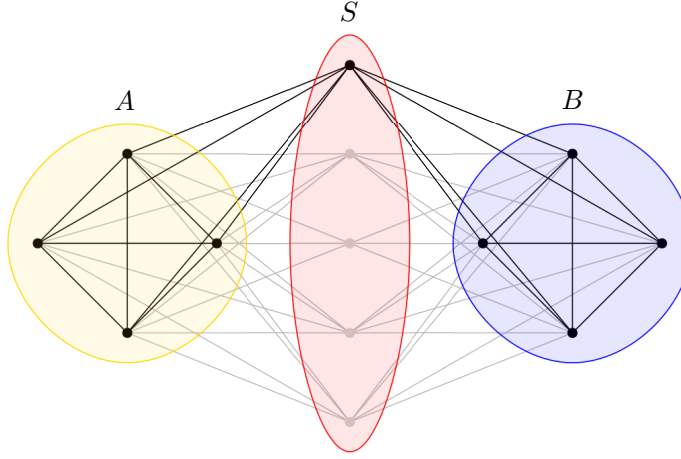
5.2 Polynomial-time algorithm for $\delta \geq \frac{1}{2}n$

Consider the graph $G = (V, E, p)$ as described in Section 3.1 with a minimum degree of $\delta \geq \frac{1}{2}n$. We present in this section an algorithm that in polynomial time decides whether G contains a stable cutset.

The algorithm considers all possible non-adjacent vertex pairs in G , which can be enumerated in $O(n^2)$ time. Suppose that the algorithm is currently investigating non-adjacent vertex pair $(u, v) \in V \times V$. We know by Lemma 16 that $N(u) \cap N(v) \neq \emptyset$.

► **Lemma 16.** *Consider a graph $G = (V, E)$ with minimum degree $\delta \geq \frac{1}{2}n$. Every vertex pair $(u, v) \in V \times V$ that is non-adjacent has at least 1 common neighbour.*

Proof. Let G and the vertex pair $(u, v) \in V \times V$ be as in the lemma above. Both u and v are adjacent to at least $\frac{1}{2}n$ other vertices if n is even and at least $\frac{1}{2}(n-1)$ other vertices if n is odd. There are $n-2$ vertices left which are possible neighbours for u and v . Thus, by the pigeon hole principle, there are at least 2 vertices in $V \setminus \{u, v\}$ that are adjacent to u and v if n is even. And by the same principle, there is at least one common neighbour for u and v if n is odd. ◀



■ **Figure 6** Example of a graph that contains a stable cutset and where the minimum degree is maximized. Not all the edges are coloured black for the clarity of the figure.

We label $p(u) = \{A\}$ and $p(v) = \{B\}$. As a result, by Lemma 1, all the vertices in $N(u) \cap N(v)$ can be labelled with $\{S\}$. We define the numerical variable $r = |N(u) \cap N(v)|$. Also, we define the vertex set $X = N(u) \setminus (N(u) \cap N(v))$, and $Y = N(v) \setminus (N(u) \cap N(v))$. Finally, we have the remaining vertices set $F = V - X - Y - (N(u) \cap N(v))$. Figure 7 gives a visual presentation of the vertex sets.

▷ **Claim 17.** Given the above definitions: $|X| \geq \frac{1}{2}n - r$, $|Y| \geq \frac{1}{2}n - r$ and $|F| \leq r - 2$

Proof. The vertex set X is defined as the neighbours of u minus the common neighbours of u and v . We know by the minimum degree precondition that u has at least $\frac{1}{2}n$ neighbours. We defined r as the cardinality of the common neighbours, and therefore we know that $|X| \geq \frac{1}{2}n - r$. The same reasoning can be used for Y .

F is defined as the remaining vertices. To calculate the cardinality of F , we take all the vertices and subtract the sizes of the other vertex sets. So, $|F| = n - 2 - r - |X| - |Y| \leq n - 2 - r - (\frac{1}{2}n - r) - (\frac{1}{2}n - r) = r - 2$. ◀

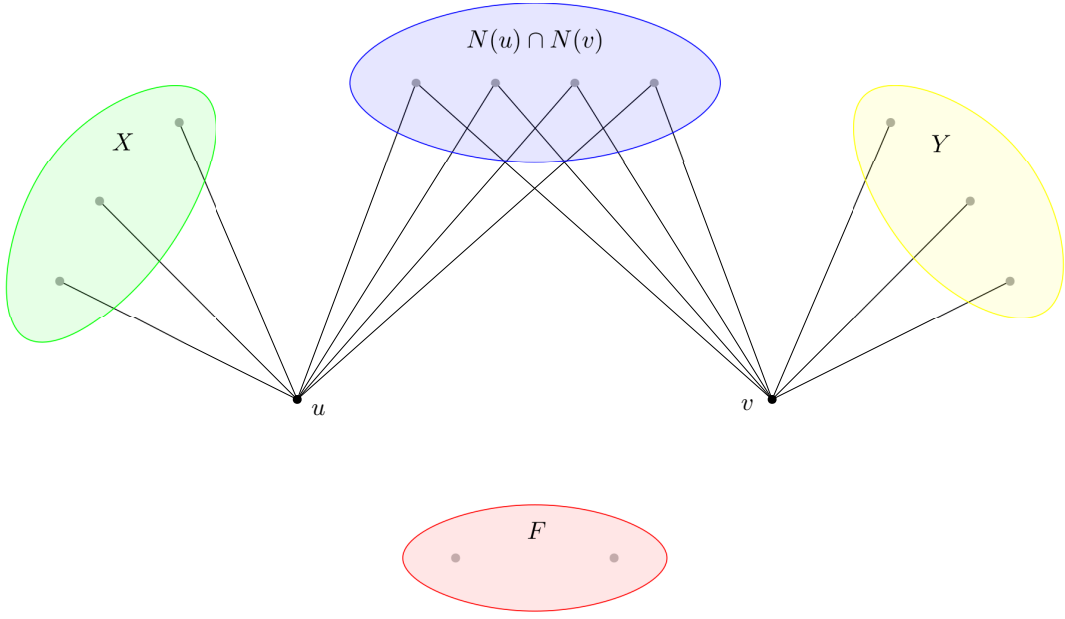
The algorithm now applies the rules of Lemma 1 until it is no longer possible. If at some point there exists a vertex v with $p(v) = \emptyset$, then the algorithm stops and continues to the next pair of vertices (u', v') . If the algorithm does not stop and the rules of Lemma 1 cannot be applied anymore, then the following claims hold:

▷ **Claim 18.** At least $\frac{1}{2}n + 2$ vertices are annotated with one possible label.

Proof. Consider the vertex $s \in N(u) \cap N(v)$. We know that s is adjacent to u and v , but also to at least $\frac{1}{2}n - 2$ other vertices. Because $|F| \leq r - 2$ (Claim 17), at least $\frac{1}{2}n - 2 - (r - 2) = \frac{1}{2}n - r$ vertices of X or Y are adjacent to s .

Now consider the vertex $x \in X$ that is adjacent to s . By definition of X , we know that x is also adjacent to u . This means that x is adjacent to a vertex with label $\{A\}$ and a vertex with label $\{S\}$. By Lemma 1, $p(x) = \{A\}$. For a vertex $y \in Y$ adjacent to s , the same reasoning applies: $p(y) = \{B\}$. Therefore, at least $\frac{1}{2}n - r$ vertices are labelled with A or B .

Combining this with the r vertices labelled with $\{S\}$, and the fact that u and v are labelled with $\{A\}$ and $\{B\}$, respectively, we obtain a total of at least $r + 2 + \frac{1}{2}n - r = \frac{1}{2}n + 2$ vertices that are labelled with one label. ◀



■ **Figure 7** The division of the graph into vertex sets after choosing a non-adjacent pair (u, v) . Note, only the edges of u and v are drawn.

▷ **Claim 19.** Each vertex is labelled with at most two possible labels.

Proof. We know from Claim 18 that at least $\frac{1}{2}n + 2$ vertices are labelled with one label. Therefore, at most $\frac{1}{2}n - 2$ vertices can still potentially be annotated with two or three possible labels. By the claims and description above, we know that all the vertices *not* in F have at most two possible labels. The lemma already holds for these vertices. Let us consider a vertex $f \in F$. This vertex is adjacent to at least $\frac{1}{2}n$ other vertices because of the minimum degree property of the graph. Besides f there are at most $\frac{1}{2}n - 3$ other vertices that are not labelled with one label. It follows that f is adjacent to at least $\frac{1}{2}n - (\frac{1}{2}n - 3) = 3$ vertices that are labelled with one label.

This reasoning can be applied for all the vertices in F . All the vertices in X and Y are adjacent to u or v , making them all adjacent to a vertex labelled with one label. Therefore, by Lemma 1, all the vertices in G have at most two possible labels. ◀

With these claims we can prove the following.

► **Theorem 20.** *There exists a polynomial-time algorithm for STABLE CUTSET on graphs with minimum degree $\delta \geq \frac{1}{2}n$.*

Proof. Consider the graph G with minimum degree $\delta \geq \frac{1}{2}n$. With the algorithm described above we know by Claim 19 that any vertex v in G has $|p(v)| \leq 2$. We now convert G to a (3,2)-CSP instance as described in Section 3.2. Lemma 4 enables us to reduce the (3,2)-CSP instance, allowing it to be solved in polynomial time by the solver of Beigel and Eppstein [1]. ◀

5.3 Kernelisation for $\delta = \frac{1}{2}n - k$

In the previous section, we presented a polynomial-time algorithm for graphs with minimum degree $\delta \geq \frac{1}{2}n$. Now, we investigate the graphs where the minimum degree is slightly lower,

namely $\delta = \frac{1}{2}n - k$, where $k \in \mathbb{N}$ is a parameter. In this setting, we develop a kernelisation algorithm that reduces the instance size to a polynomial in k , while preserving the existence of a stable cutset. The algorithm is very similar to the algorithm presented in Section 5.2. Therefore, we will skip certain duplicate explanations to enhance readability.

Because Lemma 16 is not applicable in this context, we instead consider all pairs of non-adjacent vertices $(u, v) \in V \times V$ such that the distance between u and v is exactly two. This distance constraint forces $N(u) \cap N(v)$ not to be empty. Again, we label $p(u) = \{A\}$, $p(v) = \{B\}$, and all the vertices in $N(u) \cap N(v)$ with $\{S\}$. Also, we use the same definitions for the vertex sets.

▷ **Claim 21.** Given the above definitions: $|X| \geq \frac{1}{2}n - k - r$, $|Y| \geq \frac{1}{2}n - k - r$ and $|F| \leq 2k + r - 2$.

Proof. The proof is the same as that of Claim 17, with minimum degree set to $\delta = \frac{1}{2}n - k$ ◀

The algorithm now applies the rules explained in Section 3.1 until it is no longer possible. If at some point there exists a vertex v with $p(v) = \emptyset$, then the algorithm stops and continues to the next pair of vertices (u', v') .

Consider the vertex $s \in N(u) \cap N(v)$. We define the numerical variable t which indicates how many vertices of F are *not* adjacent to s .

▷ **Claim 22.** At least $\frac{1}{2}n - 3k + t + 2$ vertices are annotated with one possible label.

Proof. The vertex s defined above is besides u and v adjacent to at least $\frac{1}{2}n - k - 2$ other vertices. Therefore, the minimal number of neighbours of s that belong to $X \cup Y$ is given by $|N(s)| - |N(s) \cap F|$. By Claim 21 and the definition of t above, this translates to $(\frac{1}{2}n - k - 2) - (2k + r - 2 - t)$. Thus, at least $\frac{1}{2}n - 3k - r + t$ vertices of X or Y are adjacent to s .

By Lemma 1, we can now annotate all these vertices with $\{A\}$ or $\{B\}$, if the corresponding vertex is in X or Y respectively. Thus, in total at least $r + 2 + \frac{1}{2}n - 3k - r + t = \frac{1}{2}n - 3k + t + 2$ vertices are labelled with one possible label. ◀

With these claims we prove,

► **Theorem 23.** Let G be a graph with minimum degree $\delta = \frac{1}{2}n - k$. There exists a polynomial-time algorithm that reduces the STABLE CUTSET instance (G, k) to a $(3, 2)$ -CSP instance with a size polynomial in k , where the result is preserved.

Proof. By Claim 22, we know that at least $\frac{1}{2}n - 3k + t + 2$ vertices are annotated with one possible label. Therefore, at most $\frac{1}{2}n + 3k - t - 2$ vertices have two or three possible labels annotated. Again, we know that all the vertices that are not in F have at most two possible labels. So, we consider a vertex $f \in F$. This vertex is adjacent to at least $\frac{1}{2}n - k$ other vertices. Besides f there are $\frac{1}{2}n + 3k - t - 3$ other vertices with two or three possible labels annotated.

If $\frac{1}{2}n - k - (\frac{1}{2}n + 3k - t - 3) > 0$, which rewrites to $t > 4k - 3$, then we know that f is adjacent to at least one vertex that is annotated with one possible label. This reasoning can be applied for all the vertices in F . By Lemma 1, we know that all the vertices in this case have at most two possible labels annotated.

But, if $t \leq 4k - 3$, then it is not certain that f is adjacent to a vertex with only one possible label. By definition of t given above, we know that the $|F| - t$ other vertices in F are adjacent to s . Therefore, at most t variables have still three possible labels annotated. If we convert our instance to a $(3, 2)$ -CSP instance as described in Section 3.2, and apply Lemma 4, then we get a $(3, 2)$ -CSP instance with t variables, which is $\mathcal{O}(k)$. ◀

6 Minimum degree c

Chen et al. [12] showed, for the closely related MATCHING CUTSET problem, a fast exact algorithm on graphs with minimum degree $c > 3$. In this section, we present a fast exact algorithm for STABLE CUTSET on graphs with minimum degree $\delta \geq 3$, which becomes fast when $\delta > 10$. First, we will prove that STABLE CUTSET remains \mathcal{NP} -complete when restricted to graphs with minimum degree c , where $c > 1$. Then we describe an exact algorithm that runs in $\mathcal{O}^*(\lambda^n)$ time, where λ is the positive root of the polynomial $x^{\delta+2} - x^{\delta+1} - 6$.

6.1 \mathcal{NP} -complete

► **Theorem 24.** *STABLE CUTSET remains \mathcal{NP} -complete when restricted to graphs with minimum degree c , where c is a constant greater than 1.*

Proof. Given a constant $c > 1$, we reduce STABLE CUTSET, to STABLE CUTSET restricted to graphs with minimum degree c , in polynomial time. Consider a graph $G = (V, E)$. We create the graph G' by attaching the vertices of every edge e in G with a $c - 1$ sized clique, Q_e . So, given an edge $(u, v) \in E$, $Q_{(u,v)} \cup \{u, v\}$ is an induced clique of size $c + 1$ in G' . The graph G' has $m(c - 1) + n$ vertices, $m \cdot \frac{c(c+1)}{2}$ edges, and a minimum degree of c . An example of this construction is visible in Figure 8.

If you have some minimum stable cutset S in G and some edge (u, v) in G , then at most one of the two vertices can be in S . We assume that $u \in S$. The clique $Q_{(u,v)}$ adjacent to (u, v) in G' is not adjacent to any other vertices in G . Therefore, the clique can be added to the connected component where v is part of, without making any vertices of A adjacent to vertices of B . So, if G has a stable cutset, then G' has a stable cutset.

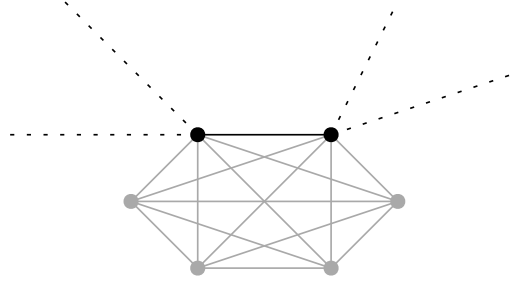
Now, we consider having a minimum stable cutset S separating G' in A and B . Also, we have some edge (u, v) in G' , which is an edge in G . By construction of G' we know that a clique $Q_{(u,v)}$ of size $c - 1$ is adjacent to both u and v . Let x be a vertex part of $Q_{(u,v)}$. If $x \in S$, then $S \setminus \{x\}$ is a stable cutset in $G' - x$, still separating A and B . This is because S separates G' into the connected components A and B . So, deleting x from G' and S will not make vertices of A adjacent with vertices of B .

Consider that $x \in A$. In a clique only one vertex can be part of S . So, we know that u or v is in A , because $Q_{(u,v)} \cup \{u, v\}$ is an induced clique in G' . Therefore, deleting x will not make the connected component A empty, and thus we can say that $G' - x - S$ will still separate the graph into two connected components $A - x$ and B . The same reasoning can be applied for the case that $x \in B$. From this, we can conclude that if G' has a stable set, then G' without all Q_e has a stable set. Since this reduced graph is exactly G , it follows that if G' has a stable set, then so does G .

By proving both directions, we have showed \mathcal{NP} -hardness. The verification of a solution remains the same as for the normal STABLE CUTSET. Therefore, STABLE CUTSET when restricted to graphs with minimum degree c is \mathcal{NP} -complete. ◀

6.2 Exact algorithm with Measure and Conquer

Now, we give a simple algorithm that solves the STABLE CUTSET problem for graphs with minimum degree $\delta \geq 3$. This is because a graph with minimum degree one is trivial, and graphs with minimum degree two can be reduced to graphs with $\delta \geq 3$. After that, we analyse the algorithm using *Measure and Conquer* [10] to get to a time complexity of $\mathcal{O}^*(\lambda^n)$, where λ is the positive root of $x^{\delta+2} - x^{\delta+1} - 6$. This algorithm becomes relevant when



■ **Figure 8** Visualization of how the instance for STABLE CUTSET with minimum degree $c > 1$ is constructed. In this example $c = 5$. The vertices and edges in black are of the STABLE CUTSET instance G , and the vertices in gray are added to create the instance G' .

$\delta \geq 11$ which gives a time complexity of $\mathcal{O}^*(1.2880^n)$ and therefore outperforms our own exact algorithm of Section 4.

The branching algorithm operates on an annotated graph $G = (V, E, p)$, as defined in Section 3.1. First, it applies the rules from Lemma 1. This will not do anything in the initial call, but in the subsequent recursive calls this will reduce the amount of possible labels per vertex significantly. Next, the algorithm checks for a vertex v with $|p(v)| = 3$. If such a vertex exists then the algorithm branches into three subcases, assigning each possible label to v in a separate branch. Each branch proceeds with a recursive call. If a vertex v with $|p(v)| = 0$ is encountered, the algorithm terminates along that branch, as v can no longer be labelled. Once no vertex with $|p(v)| = 3$ remains, the algorithm converts the annotated graph into a (3,2)-CSP instance, as described in Section 3.2. The result of the (3,2)-CSP solver will then determine whether G contains a stable cutset. The pseudocode for this procedure can be seen in Algorithm 1.

■ **Algorithm 1** Pseudocode of the branching algorithm that solves STABLE CUTSET.

```

function BRANCHFORSCS( $G = (V, E, p)$ )
   $G \leftarrow \text{APPLYRULES}(G)$ 
  if  $\exists v \in V$  with  $|p(v)| = 3$  then
     $G_1 \leftarrow \text{BRANCHFORSCS}(G : p(v) = \{A\})$ 
     $G_2 \leftarrow \text{BRANCHFORSCS}(G : p(v) = \{B\})$ 
     $G_3 \leftarrow \text{BRANCHFORSCS}(G : p(v) = \{S\})$ 
    if any  $G_i$  is flagged that it contains a STABLE CUTSET then
      return  $G_i$ 
  else
     $I \leftarrow \text{transform } G \text{ to (3,2)-CSP instance.}$ 
    return 32CSPSOLVER( $I$ )

```

To analyse this simple branching algorithm, we are going to use *Measure and Conquer* [10]. Unlike *Branch and Reduce* analysis, which typically uses a standard measure such as the number of vertices, this technique focuses on choosing a smart measure that captures the progress of the algorithm better. This often leads to a tighter and more precise analysis of the running time.

In a standard branch and reduce analysis of our algorithm, the measure would likely be the number of vertices that do not have one possible label. However, reducing the number of possible labels for a vertex from three to two also represents meaningful progress in the

algorithm because the corresponding variable for such a vertex can be deleted when the annotated graph is converted to a (3,2)-CSP instance. Therefore, we are going to use the following measure: $\kappa = w_2 n_2 + w_3 n_3$, where n_i is the amount of vertices with i possible labels, and w_i is the corresponding weight.

Let us analyse the branching rule of our algorithm using the new defined measure. Consider the vertex v that is found in the graph with $|p(v)| = 3$. By Lemma 1, we know that all the neighbours $u \in N(v)$ must satisfy $|p(u)| \geq 2$, because otherwise it would contradict with the assumption that $|p(v)| = 3$.

Assume that we have the vertices $x, y \in N(v)$, with $|p(x)| = 3$ and $|p(y)| = 2$. After branching and applying the rules of Lemma 1, the weight of v is reduced from w_3 to 0. The weight of x is reduced from w_3 to w_2 , and the weight of y is reduced from w_2 to 0 in two of the three branches.

Now, suppose that v is adjacent to t vertices with three possible labels, and $\deg(v) - t$ vertices with two possible labels. Because the algorithm does not delete any vertices, we know that $\deg(v) \geq \delta$. This gives the following branching factor:

$$\tau_{w_3, t}(w_3 + t(w_3 - w_2), \quad w_3 + t(w_3 - w_2) + (\delta - t)w_2, \quad w_3 + t(w_3 - w_2) + (\delta - t)w_2)$$

Note that in the above expression for the branching factor, the weight w_3 appears only with a positive coefficient. Therefore, increasing w_3 will maximize its contribution to the decrease in measure. So, we set $w_3 = 1$ and update the branching factor accordingly:

$$\tau_t(1 + t(1 - w_2), \quad 1 + t(1 - w_2) + (\delta - t)w_2, \quad 1 + t(1 - w_2) + (\delta - t)w_2)$$

► **Lemma 25.** *Depending on the choice of w_2 , the worst-case branching factor is either with $t = 0$ or $t = \delta$.*

Proof. Consider the vertex v with $|p(v)| = 3$, that is selected by the algorithm for branching. Each vertex in $N(v)$ is annotated with either two or three possible labels. If a vertex $x \in N(v)$ has $|p(x)| = 3$ then branching on v causes a decrease in the measure of $1 - w_2$. The smaller w_2 is, the more these type of neighbours contribute to the decrease of the measure.

A neighbouring vertex $y \in N(v)$ with $|p(y)| = 2$ contributes a decrease of w_2 to the measure. A larger w_2 value means a greater contribution to the measure's decrease from such neighbours. Vertices annotated with two possible labels, will only reduce to one possible label in two out of the three branches formed by the branching rule. This implies that w_2 must be greater than 0.5 to make a vertex annotated with two possible labels more interesting for the decrease in measure than a vertex annotated with three possible labels.

Thus, given any vertex $u \in N(v)$, depending on the choice of w_2 , it is worse for the decrease of the measure if u is labelled with either three or two possible labels. Therefore, the worst-case scenario for the decrease of the measure is that all the vertices in $N(v)$ are labelled with either two or three labels, depending on w_2 . ◀

By Lemma 25, we know that the time complexity of our algorithm is determined by the maximum of the following two branching factors:

$$\begin{aligned} \tau_1(1 + \delta(1 - w_2), 1 + \delta(1 - w_2), 1 + \delta(1 - w_2)) & \quad (\forall u \in N(v) : |p(u)| = 3) \\ \tau_2(1, 1 + \delta w_2, 1 + \delta w_2) & \quad (\forall u \in N(v) : |p(u)| = 2) \end{aligned}$$

The task now is to find the value of w_2 that minimizes $\max(\tau_1, \tau_2)$. Observe that w_2 appears with a negative coefficient in τ_1 and with a positive coefficient in τ_2 . Therefore,

increasing w_2 causes τ_1 to increase and τ_2 to decrease, and vice versa. As a result, the minimum of $\max(\tau_1, \tau_2)$ is achieved when a value for w_2 is used such that the two expressions are equal.

► **Theorem 26.** *STABLE CUTSET can be solved in time $\mathcal{O}^*(\lambda^n)$ for a graph with minimum degree $\delta \geq 3$, where λ is the positive root of $x^{\delta+2} - x^{\delta+1} - 6$.*

Proof. We know that the branching factor of τ_1 is given by the positive root of the equation:

$$\frac{1}{x^{1+\delta(1-w_2)}} + \frac{1}{x^{1+\delta(1-w_2)}} + \frac{1}{x^{1+\delta(1-w_2)}} = 1$$

This simplifies to:

$$x^{1+\delta(1-w_2)} = 3$$

By taking the logarithm and rewriting this equation further, we retrieve:

$$w_2 = 1 + \frac{1}{\delta} \left(1 - \frac{\log 3}{\log x} \right)$$

We apply the same kind of rewriting with the equation for τ_2 to retrieve:

$$w_2 = \frac{\log \frac{-2}{1-x}}{\log(x)\delta}$$

Since we want τ_1 to have the same value as τ_2 , and because this must occur when both expressions yield the same value for w_2 , we equate the two expressions:

$$1 + \frac{1}{\delta} \left(1 - \frac{\log 3}{\log x} \right) = \frac{\log \frac{-2}{1-x}}{\log(x)\delta}$$

Multiplying both sides with $\log(x)\delta$ and simplifying, leads to the following equation:

$$x^{\delta+2} - x^{\delta+1} = 6$$

Therefore, the positive root of this equation gives the branching factor x such that $x = \tau_1 = \tau_2$, using the same w_2 value for τ_1 and τ_2 . ◀

7 3-Colouring for graphs with minimum degree $c > 1$

The current fastest exact algorithm for 3-COLOURING on general graphs, recently proposed by Meijer, has a running time of $\mathcal{O}^*(1.3217^n)$ [19]. For graphs with minimum degree $\delta \geq 3$ an algorithm based on dominating sets is presented that runs in $\mathcal{O}^* \left[\left(3^{\frac{1+\ln(\delta+1)}{1+\delta}} \right)^n \right]$ [20].

An interesting observation about the algorithm and time analysis of Section 6.2, is that it also applies to the 3-COLOURING problem. This is because the algorithm branches are based on the three possible labels of a vertex, which aligns with the 3-colouring constraint where each vertex must be assigned one of the three colours.

Moreover, once a vertex is assigned a color, its neighbours can no longer be assigned that same color. Thus, if we branch on a vertex v that currently has three possible colours, then each neighbour $u \in N(v)$ that also has three possible colours, will be reduced to two. This behaviour is the same as by the stable cutset algorithm of Section 6.2. Similarly, for neighbours $u \in N(v)$ with only two possible colours remaining, their amount of possible colours will be reduced in only two of the three branches. Again, the same behaviour as by the stable cutset algorithm. So, we conclude,

► **Theorem 27.** *3-COLOURING can be solved in time $\mathcal{O}^*(\lambda^n)$ for a graph with minimum degree $\delta \geq 3$, where λ is the positive root of $x^{\delta+2} - x^{\delta+1} - 6$.*

We conjecture that for all values of the minimum degree $\delta > 0$, the time complexity we proved for our algorithm is smaller than the proved time complexity for the dominating sets-based algorithm from [20], but we were unable to prove this analytically.

We have computed these complexities for a number of values of δ , including those given in Table 1 and all positive $\delta \leq 100$. In each of these cases, $\lambda < \mu$, i.e., in these cases, our algorithm outperforms the algorithm from [20].

It is also interesting to note that when the minimum degree $\delta \geq 10$, then our algorithm has a smaller time complexity than the algorithm from Meijer [19].

δ	3	15	25	42	50	75	100	642	8703
μ	1.9259	1.2957	1.1971	1.1294	1.1121	1.0801	1.0630	1.0128	1.0013
λ	1.7069	1.2271	1.1519	1.1000	1.0866	1.0620	1.0488	1.0100	1.0010

■ **Table 1** μ is defined as $3^{\frac{1+\ln(\delta+1)}{1+\delta}}$ [20], and λ is the positive root of $x^{\delta+2} - x^{\delta+1} - 6 = 0$ for a few different minimum degrees δ . Note that $\lambda < \mu$.

8 Conclusion

In this paper, we presented a new exact algorithm for STABLE CUTSET. The algorithm begins by partitioning the graph into disjoint vertex sets. Branching is then applied to these sets, as each is guaranteed to contain either a triangle or closed neighbourhood configuration. By branching, the amount of possible labels for the vertices involved in the configuration are reduced to less than or equal to two. As a result, the variables corresponding to these vertices can be deleted when the instance is transformed to a (3,2)-CSP instance. The remaining vertices in the vertex sets, which are not part of any branching configuration, will be solved by the (3,2)-CSP solver. Therefore, any improvement to the (3,2)-CONSTRAINT SATISFACTION PROBLEM will directly enhance the performance of our algorithm.

We further examined the STABLE CUTSET problem in graphs with minimum degree $\delta = c \cdot n$, where $c < 1$. First, we established an upper bound for c beyond which a stable cutset does not exist. By constructing a graph with maximum degree that still admits a stable cutset, we showed that no stable cutset exists when $c > \frac{2}{3}$. We then developed a polynomial-time algorithm that solves STABLE CUTSET on graphs with $\delta \geq \frac{1}{2}n$. The algorithm annotates two non-adjacent vertices $(u, v) \in V \times V$ with $\{A\}$ and $\{B\}$, after which the remaining vertices can be annotated with two or less possible labels.

For graphs with minimum degree $\delta = \frac{1}{2}n - k$, we proposed a kernelisation algorithm that is structurally similar to the polynomial-time algorithm for $\delta \geq \frac{1}{2}n$. The algorithm either solves the instance in polynomial time or produces a (3,2)-CSP instance with at most $4k - 3$ variables.

The final variant we studied is STABLE CUTSET in graphs with minimum degree c , where $c > 1$. We provided a \mathcal{NP} -completeness proof for this problem and introduced an exact algorithm that is analysed with the Measure and Conquer technique. The algorithm branches on vertices that have three possible labels. By labelling the vertex that is branched on with one of the possible labels, the possible labels of the neighbouring vertices can be reduced. Once all the vertices have two or less possible labels annotated, the instance is converted into a (3,2)-CSP instance, which can then be solved in polynomial time. By using Measure

and Conquer, a time complexity of $\mathcal{O}^*(\lambda^n)$ is achieved, where λ is the positive root of $x^{\delta+2} - x^{\delta+1} - 6$.

Finally, we demonstrated that this exact algorithm for STABLE CUTSET in graphs with minimum degree c , where $c \geq 3$, can also be applied to solve 3-COLOURING in graphs with minimum degree c . As a result, the best known algorithm for 3-COLOURING with minimum degree is improved to a running time of $\mathcal{O}^*(\lambda^n)$, matching the bound obtained for STABLE CUTSET in graphs with minimum degree c .

References

- 1 R. Beigel and D. Eppstein. 3-Coloring in time $O(1.3289^n)$. *Journal of Algorithms*, 54(2):168–204, 2005. doi:10.1016/j.jalgor.2004.06.008.
- 2 L. W. Beineke and J. S. Bagga. *Line Graphs and Line Digraphs*. Springer, 2021. doi:10.1007/978-3-030-81386-4.
- 3 A. Brandstädt, F. F. Dragan, V. B. Le, and T. Szymczak. On stable cutsets in graphs. *Discrete Applied Mathematics*, 105:39–50, 2000. doi:10.1016/S0166-218X(00)00197-9.
- 4 C. Chen, S. Hsieh, H. Le, V. B. Le, and S. Peng. Matching cut in graphs with large minimum degree. *Algorithmica*, 83(5):1238–1255, 2021. doi:10.1007/s00453-020-00782-8.
- 5 G. Chen and X. Yu. A note on fragile graphs. *Discret. Math.*, 249(1-3):41–43, 2002. doi:10.1016/S0012-365X(01)00226-6.
- 6 V. Chvátal. Recognizing decomposable graphs. *J. Graph Theory*, 8(1):51–53, 1984. doi:10.1002/jgt.3190080106.
- 7 D. G. Corneil and J. Fonlupt. Stable set bonding in perfect graphs and parity graphs. *J. Comb. Theory B*, 59(1):1–14, 1993. doi:10.1006/jctb.1993.1049.
- 8 M. Cygan, F. V. Fomin, L. Kowalik, D. Lokshantov, D. Marx, M. Pilipczuk, M. Pilipczuk, and S. Saurabh. *Parameterized Algorithms*. Springer, 1st edition, 2015. doi:10.1007/978-3-319-21275-3.
- 9 R. Diestel. *Graph Theory, 5th Edition*, volume 173 of *Graduate Texts in Mathematics*. Springer, 2017. doi:10.1007/978-3-662-53622-3.
- 10 F. V. Fomin, F. Grandoni, and D. Kratsch. A measure & conquer approach for the analysis of exact algorithms. *J. ACM*, 56(5), 08 2009. doi:10.1145/1552285.1552286.
- 11 F. V. Fomin and D. Kratsch. *Exact Exponential Algorithms*. Springer, 1st edition, 2010. doi:10.1007/978-3-642-16533-7.
- 12 C. Komusiewicz, D. Kratsch, and V. B. Le. Matching cut: Kernelization, single-exponential time FPT, and exact exponential algorithms. *Discret. Appl. Math.*, 283:44–58, 2020. doi:10.1016/j.dam.2019.12.010.
- 13 D. Kratsch and V. B. Le. Algorithms solving the matching cut problem. *Theor. Comput. Sci.*, 609:328–335, 2016. doi:10.1016/j.tcs.2015.10.016.
- 14 S. Kratsch and V. B. Le. On polynomial kernelization for stable cutset. In D. Král and M. Milanić, editors, *Proceedings of the 50th International Workshop on Graph-Theoretic Concepts in Computer Science, WG 2024*, volume 14760 of *Lecture Notes in Computer Science*, pages 358–373. Springer, 2024. doi:10.1007/978-3-031-75409-8_25.
- 15 V. B. Le, R. Mosca, and H. Müller. On stable cutsets in claw-free graphs and planar graphs. *J. Discrete Algorithms*, 6(2):256–276, 2008. doi:10.1016/j.jda.2007.04.001.
- 16 V. B. Le and F. Pfender. Extremal graphs having no stable cutset. *Electron. J. Comb.*, 20(1):35, 2013. doi:10.37236/2513.
- 17 V. B. Le and B. Randerath. On stable cutsets in line graphs. *Theor. Comput. Sci.*, 301(1-3):463–475, 2003. doi:10.1016/S0304-3975(03)00048-3.
- 18 D. Marx, B. O’Sullivan, and I. Razgon. Finding small separators in linear time via treewidth reduction. *ACM Trans. Algorithms*, 9(4):30:1–30:35, 2013. doi:10.1145/2500119.
- 19 L. Meijer. 3-Coloring in time $O(1.3217^n)$. *CoRR*, abs/2302.13644, 2023. arXiv:2302.13644, doi:10.48550/arXiv.2302.13644.

- 20 N. S. Narayanaswamy and C. R. Subramanian. Dominating set based exact algorithms for 3-coloring. *Inf. Process. Lett.*, 111(6):251–255, 2011. doi:10.1016/j.ipl.2010.11.009.
- 21 J. Rauch, D. Rautenbach, and U. S. Souza. Exact and parameterized algorithms for the independent cutset problem. *J. Comput. Syst. Sci.*, 148:103598, 2025. doi:10.1016/j.jcss.2024.103598.
- 22 A. Tucker. Coloring graphs with stable cutsets. *J. Comb. Theory B*, 34(3):258–267, 1983. doi:10.1016/0095-8956(83)90039-4.