

MaP: A Unified Framework for Reliable Evaluation of Pre-training Dynamics

Jiapeng Wang^{1,2,*}, Changxin Tian^{1,*}, Kunlong Chen¹, Ziqi Liu¹, Jiaxin Mao²,
Wayne Xin Zhao^{2,†}, Zhiqiang Zhang^{1,‡}, Jun Zhou¹

¹Ling Team, Ant Group

²Gaoling School of Artificial Intelligence, Renmin University of China

*Equal contribution, †Contribution during internship at Ant Group, ‡Corresponding authors.

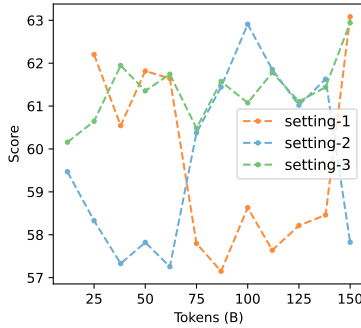
Reliable evaluation is fundamental to the progress of Large Language Models (LLMs), yet the evaluation process during pre-training is plagued by significant instability that obscures true learning dynamics. In this work, we systematically diagnose this instability, attributing it to two distinct sources: *Parameter Instability* from training stochasticity and *Evaluation Instability* from noisy measurement protocols. To counteract both sources of noise, we introduce **MaP**, a dual-pronged framework that synergistically integrates checkpoint Merging and the Pass@k metric. Checkpoint merging smooths the parameter space by averaging recent model weights, while Pass@k provides a robust, low-variance statistical estimate of model capability. Extensive experiments show that MaP yields significantly smoother performance curves, reduces inter-run variance, and ensures more consistent model rankings. Ultimately, MaP provides a more reliable and faithful lens for observing LLM training dynamics, laying a crucial empirical foundation for LLM research.

Date: Oct. 10, 2025

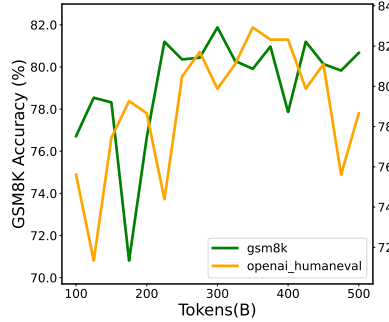
Correspondence: wangjp1010@ruc.edu.cn, batmanfly@gmail.com
{tianchangxin.tcx, lingyao.zzq}@antgroup.com



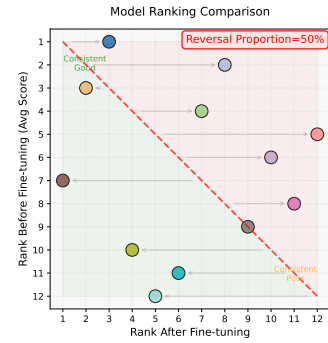
GAOLING SCHOOL OF
ARTIFICIAL INTELLIGENCE



(a) Ambiguous ablation results



(b) Unstable performance trajectories



(c) Pre/post-training inconsistency

Figure 1 Illustrations of evaluation instability during pre-training. (a) When comparing training strategies, performance curves often intersect, obscuring which strategy is truly superior. (b) The performance of a single model can be highly volatile during pre-training, which may conceal underlying issues with the training process. (c) A rank correlation analysis shows a severe mismatch between the rankings of pre-trained models and their fine-tuned counterparts, indicating that pre-training evaluation often fails to reliably predict final downstream performance.

1 Introduction

Large Language Models (LLMs) have demonstrated remarkable capabilities across diverse domains, fundamentally reshaping the artificial intelligence landscape (Zhao et al., 2023). This rapid progress is driven by a tightly coupled cycle of development and evaluation, where benchmarks and public leaderboards serve as essential feedback mechanisms (Cao et al., 2025). They enable researchers to measure model capabilities, compare methodologies, and guide future research. Consequently, considerable effort has focused on designing benchmarks to evaluate what capabilities a model possesses (Ni et al., 2025).

However, the reliability of these evaluations is challenged by the inherent volatility of pre-training, where drastic parameter updates and fragile instruction-following abilities introduce significant noise. As illustrated in Figure 1, this evaluation instability critically impacts the entire LLM pre-training lifecycle: (1) *In ablations studies*, it leads to ambiguous comparisons and can even yield incorrect conclusions (Figure 1a). (2) *During the pre-training process*, it causes volatile performance trajectories that obscure underlying data or training issues (Figure 1b). (3) *After pre-training*, it results in a poor correlation between the observed base model’s performance and its downstream counterparts, meaning improvements do not reliably transfer to post-training tasks (Figure 1c). These phenomena obscure genuine training progress and invalidate ablation studies, ultimately undermining the validity of our scientific conclusions. This raises a critical question:

how to reliably measure learning dynamics during LLM pre-training?

To address this issue, we systematically diagnose evaluation instability, tracing it to two primary and compounding sources: (1) **Parameter Instability**: This variance arises from the stochastic nature of the training trajectory. An LLM’s path through the high-dimensional parameter space is inherently non-smooth, meaning any single checkpoint may represent a transiently suboptimal state or a sharp local minimum (Jastrzebski et al., 2017; Hansen, 1992; Fort et al., 2020). Thus, performance can fluctuate dramatically, rendering evaluations at any single checkpoint an unreliable and noisy snapshot of the model’s true capability (Achille et al., 2017). (2) **Evaluation Instability**: This variance is introduced by the fragility of measurement protocols. For generative tasks such as code generation or mathematical reasoning, metrics based on a single output (e.g., greedy decoding) resemble high-variance Bernoulli trials. The results are highly sensitive to sampling “luck”, where a small number of favorable or unfavorable generations can disproportionately affect evaluation outcomes (Song et al., 2024; Xia et al., 2025; Mirzadeh et al., 2024).

Based on this diagnosis, we propose **MaP**, a dual-pronged framework that leverages checkpoint Merging and the Pass@k metric to handle both sources of noise. First, to mitigate parameter instability, we employ Checkpoint Merging (Izmailov et al., 2018; Wortsman et al., 2022). By averaging the weights of recent checkpoints, this technique smooths the training trajectory in parameter space, yielding a more stable estimate of the model’s central tendency. Second, to address evaluation instability, we adopt the Pass@k metric (Chen et al., 2021). This replaces high-variance, single-output measurements with a robust, low-variance statistical estimate of the model’s success probability, hardening the evaluation against sampling randomness. While these two techniques have been explored in prior work, they have largely been used in isolation and for distinct purposes. Specifically, checkpoint merging has primarily been applied to enhance final model performance (Aakanksha et al., 2025; Ramé et al., 2024; Li et al., 2025; Tian et al., 2025), whereas Pass@k serves as a standard for code evaluation or for probing a model’s latent potential (Chen et al., 2021; Tao et al., 2024; Yue et al., 2025). In contrast, we are the first to

synergistically integrate these methods into a unified framework, specifically designed to stabilize pre-training evaluation and offer a more reliable lens through which to observe training dynamics.

Our extensive experiments across a diverse suite of benchmarks demonstrate that MaP yields smoother performance trajectories, reduces inter-run variance, and ensures more consistent model rankings. Crucially, this heightened stability provides a significantly clearer and more faithful signal of model progress during the pre-training phase. In summary, our core contributions are as follows:

- (1) We identify and systematically diagnose the long-standing yet under-recognized problem of evaluation instability in pre-training, decoupling it into the distinct sources of *parameter instability* and *evaluation instability*.
- (2) We introduce MaP, a simple yet effective framework that synergistically integrates checkpoint merging and Pass@k address both sources of instability, thereby establishing a robust and stable evaluation pipeline for pre-training.
- (3) Through comprehensive experiments, we demonstrate that MaP enables a more reliable observation of training dynamics, effectively mitigating misleading artifacts and laying an empirical foundation for the LLM research community.

2 Method

2.1 Conceptual Framework

To formalize the instability observed in Figure 1, we decompose the overall stability of LLM performance into two orthogonal factors: *parameter stability* and *evaluation stability*. Conceptually, this relationship can be approximated as:

$$\text{Overall Stability} \approx \text{Parameter Stability} \times \text{Evaluation Stability}.$$

Our framework aims to maximize overall stability by independently optimizing both components.

Parameter Stability reflects the extent to which a checkpoint’s performance at a given training stage is representative of its true capability, rather than an artifact of transient parameter configurations. Due to optimization stochasticity, individual checkpoints may occupy noisy or atypical regions of the loss landscape, leading to erratic performance fluctuations. When parameter instability is high, checkpoint-based evaluations become unreliable indicators of learning progress, masking the model’s underlying trajectory.

Evaluation Stability refers to the consistency of performance scores produced by the evaluation protocol for a *fixed* set of model parameters. Instability in this component is primarily driven by measurement noise — for instance, randomness in generative sampling.

2.2 Mitigating Parameter Instability via Checkpoint Merging

The training trajectory of an LLM is a noisy path through a high-dimensional parameter space. A single checkpoint may represent a transiently suboptimal state or a sharp local minimum, rather than the model’s robust, generalized capability (Hansen, 1992). However, previous work predominantly relies on evaluating a single checkpoint, which makes the reported performance highly sensitive to these random fluctuations and yields an unreliable measure of the model’s true

potential. While weight averaging is known to construct versatile models (Aakanksha et al., 2025; Ramé et al., 2024) or improve generalization (Sanyal et al., 2023; Liu et al., 2024; Kaddour, 2022; Li et al., 2023), we repurpose it as a dynamic stabilization tool to denoise model parameters at each evaluation step. We average the parameters of the most recent N checkpoints from the training run (Tian et al., 2025). This procedure smooths out high-frequency fluctuations in the parameter space, effectively finding a more stable central point in the recent training trajectory. This merged model is hypothesized to reside in a broader, flatter region of the loss landscape, leading to more robust and representative performance.

Let θ_t be the parameter vector of the model at training step t . Given the current training step T and a merging window of size N , we select the set of the recent N checkpoints $\{\theta_{T-N+1}, \dots, \theta_{T-1}, \theta_T\}$. The parameters of the merged model, $\hat{\theta}_T$, are computed as their element-wise average:

$$\hat{\theta}_T = \frac{1}{N} \sum_{i=0}^{N-1} \theta_{T-i}$$

A Statistical View of Parameter Stabilization Let θ_t^* denote the ideal parameter vector that captures the central tendency of the training process at step t . A checkpoint saved at step t can be modeled as this ideal vector corrupted by zero-mean noise, ϵ_t , arising from stochastic factors such as data batching and dropout:

$$\theta_t = \theta_t^* + \epsilon_t, \quad \text{where } E[\epsilon_t] = 0.$$

The performance of a single checkpoint θ_t is thus a noisy representation of the performance of θ_t^* . If we assume the noise vectors from recent, nearby checkpoints $\{\epsilon_{T-N+1}, \dots, \epsilon_T\}$ are approximately independent, we can analyze the effect of averaging. The merged model $\hat{\theta}_T$ is:

$$\hat{\theta}_T = \frac{1}{N} \sum_{i=0}^{N-1} \theta_{T-i} = \frac{1}{N} \sum_{i=0}^{N-1} (\theta_{T-i}^* + \epsilon_{T-i}) = \frac{1}{N} \sum_{i=0}^{N-1} \theta_{T-i}^* + \frac{1}{N} \sum_{i=0}^{N-1} \epsilon_{T-i}$$

$\frac{1}{N} \sum_{i=0}^{N-1} \theta_{T-i}^*$ approximates the ideal model obtained by applying learning rate annealing along the ideal training trajectory (Tian et al., 2025). If $\text{Var}(\epsilon_t) = \Sigma$, then the variance of the averaged noise is:

$$\text{Var} \left(\frac{1}{N} \sum_{i=0}^{N-1} \epsilon_{T-i} \right) = \frac{1}{N^2} \sum_{i=0}^{N-1} \text{Var}(\epsilon_{T-i}) = \frac{\Sigma}{N}$$

Thus, checkpoint merging reduces the variance of the parameter noise by a factor of N . The resulting model $\hat{\theta}_T$ is a statistically more stable estimate of the ideal model θ_T^* , providing a significantly more reliable basis for evaluation.

2.3 Mitigating Evaluation Instability via Pass@k

For generative tasks like code and math, metrics such as accuracy on a single greedy-decoded sample are equivalent to a high-variance Bernoulli trial for each problem. The final score is thus highly susceptible to sampling luck. While the Pass@k protocol (Chen et al., 2021) has typically been employed in specific domains like code generation (Chen et al., 2021; Tao et al., 2024) or probe the upper bounds of a model’s capability (Yue et al., 2025), we reposition it here through the lens of evaluation stability and consistency. Our framework elevates Pass@k from a task-specific metric to a general principle for robust generative evaluation. By generating multiple candidate solutions, it

moves beyond a simple average over n samples (which is an estimator for Pass@1). Instead, by measuring the probability of generating at least one correct answer in k attempts (where $k > 1$), it employs a less stringent success criterion. This approach has a distinct advantage when assessing downstream consistency, as it better reflects a model’s latent potential rather than its performance on a single, high-variance greedy decode. As we will demonstrate in Section 3.4, this makes the resulting evaluation not only more robust by reducing score variance but also a more reliable predictor.

A Probabilistic View of Measurement Stabilization For a given problem, let p denote the model’s latent probability of generating a correct solution in a single attempt. A standard evaluation observes a single outcome, $s \sim \text{Bernoulli}(p)$. The variance of this single-trial measurement is high:

$$\text{Var}(s) = p(1 - p)$$

For challenging problems where p is not close to 0 or 1, this variance is substantial, making the observed outcome highly sensitive to sampling luck.

Instead of this noisy single-point measurement, the Pass@ k protocol leverages n independent samples to provide a stable, unbiased estimate of the model’s capability. As we formally derive in Appendix D, the variance of the Pass@ k estimator, \hat{q}_k , can be shown to be approximately:

$$\text{Var}(\hat{q}_k) \approx \frac{k^2(1 - p)^{2(k-1)} \cdot p(1 - p)}{n}$$

This result demonstrates a substantial reduction in measurement variance. By replacing a high-variance single data point with a low-variance statistical estimate, the final score becomes more stable and consistently reflects the model’s true capability.

2.4 The Complete Synergistic Framework

Our full stabilization framework is the synergistic application of both techniques. At each evaluation point, we first apply Checkpoint Merge to obtain a low-variance model estimate $\hat{\theta}_T$. We then evaluate this stable model using the low-variance Pass@ k protocol. By jointly mitigating both noises, we achieve a maximally stable and reliable assessment of model progress.

Key Takeaway

Our full stabilization framework jointly mitigating both source noise and measurement noise:

- **Checkpoint Merging** improves **parameter stability** by averaging the weights of the last N checkpoints, reducing the parameter noise variance by a factor of N .
- **Pass@ k** improves **evaluation stability** by aggregating results from n output samples, reducing measurement variance by a factor of $n/[k^2(1 - p)^{2(k-1)}]$.

3 Experiment

3.1 Experimental Setup

Metrics for quantifying stability To move beyond qualitative observations and quantitatively assess the stability of our evaluation framework, we introduce two specialized metrics.

First, to quantify the stability of the learning trajectory, we measure how consistently performance improves over time. The core intuition is that a stable training process should ensure that a later

checkpoint’s performance is consistently non-decreasing relative to an earlier one. To formalize this, we compute Kendall’s rank correlation coefficient (τ) (Kendall, 1938) between the chronological sequence of checkpoints and their evaluation scores (Luan et al., 2025). A higher τ indicates a more stable and predictable learning trajectory. It is defined as:

$$\tau = \frac{P - (n(n-1)/2 - P)}{n(n-1)/2} = \frac{4P}{n(n-1)} - 1$$

where n is the number of checkpoints, and P is the number of concordant pairs, that is, pairs in which a later checkpoint achieves a higher score than an earlier one. A τ value of 1 indicates perfect monotonic improvement, while a value near 0 suggests performance fluctuates randomly over time.

Second, to evaluate how well pre-training performance predicts downstream capabilities, we introduce the Pairwise Ranking Reversal Rate (PRR). This metric quantifies the proportion of model pairs whose relative ranking reverses after a subsequent stage such as supervised fine-tuning (SFT). For a set of M models, the PRR is:

$$\text{PRR} = \frac{1}{\binom{M}{2}} \sum_{1 \leq i < j \leq M} \mathbb{I}[(R_{PT}(i) - R_{PT}(j)) \cdot (R_{SFT}(i) - R_{SFT}(j)) < 0]$$

where $R_{PT}(i)$ and $R_{SFT}(i)$ are the performance ranks of model i before and after fine-tuning, respectively, and $\mathbb{I}[\cdot]$ is the indicator function. A PRR of 0 indicates perfect rank consistency, while a PRR of 0.5 implies that pre-training evaluation provides no predictive signal for downstream rankings.

Models and benchmarks To enable fine-grained analysis of the training trajectory, we conduct experiments using intermediate checkpoints from our own pre-trained models. Our primary model is a Mixture-of-Experts (MoE) model with 16.3B total parameters and 1.4B active parameters. Comprehensive details regarding our model architecture and specific training parameters are provided in Appendix A.

We evaluate performance across various benchmark categories: **General** (AGIEval (Zhong et al., 2024), RACE (Lai et al., 2017), SQuAD2.0 (Rajpurkar et al., 2018)); **Knowledge** (e.g., MMLU (Hendrycks et al., 2021a), CMMLU (Li et al., 2024a), C-Eval (Huang et al., 2023)); **Math** (e.g., GSM8K (Cobbe et al., 2021), MATH (Hendrycks et al., 2021b), GSM-Plus (Li et al., 2024b), CMATH (Wei et al., 2023)); and **Code** (e.g., HumanEval (Chen et al., 2021), MBPP (Tao et al., 2024), HumanEval-Plus (Liu et al., 2023), MBPP-Plus (Liu et al., 2023)). To manage the computational cost associated with the Pass@k metric, we report its results on a representative subset of key generative tasks: GSM8K, MATH, HumanEval, and MBPP. All experiments are implemented using the OpenCompass framework (Contributors, 2023).

3.2 The Synergistic Effect of the Unified Framework

While Checkpoint Merging and Pass@k individually mitigate instability, they target distinct sources of variance. Stabilizing only the model parameters via merging still leaves the evaluation susceptible to measurement noise. Conversely, a robust evaluation protocol like Pass@k cannot compensate for the inherent volatility of the underlying model checkpoints. We therefore hypothesize that their combined application is necessary to achieve maximal stability. To validate this, we conduct an ablation study during a long-term, 10T-token pre-training run. We save checkpoints every 50B

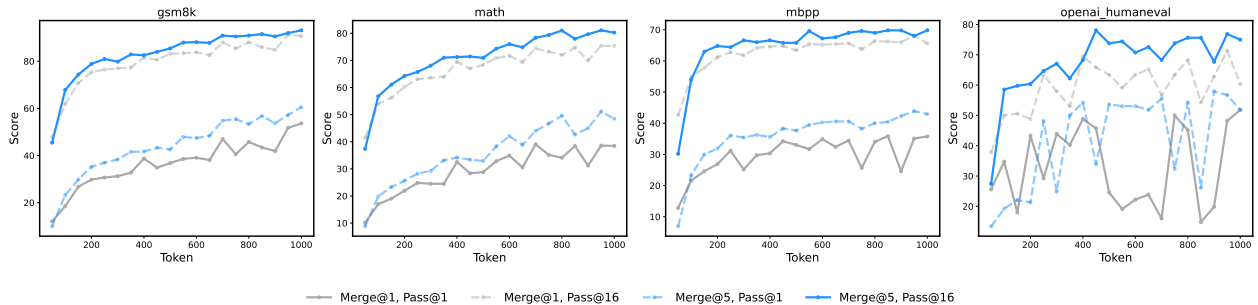


Figure 2 Visual comparison of performance trajectories under different stability protocols.

tokens and evaluate performance using our combined framework and its individual components. The results are presented both qualitatively in Figure 2 and quantitatively in Table 1. Both individual methods show substantial improvement over the baseline protocol, and the full framework achieves the highest or near-highest correlation scores, demonstrating a clear synergistic effect. These findings show that jointly addressing parameter and evaluation instability is crucial for achieving truly reliable LLM evaluation.

Protocol	GSM8K	MATH	HumanEval	MBPP
Original (Merge@1, Pass@1)	0.863	0.788	0.378	0.579
+ Merge@5	0.910	0.874	0.310	0.839
+ Pass@16	0.871	0.850	0.374	0.794
MaP (Merge@5, Pass@16)	0.926	0.895	0.631	0.778

Table 1 Ablation study on the combined effects of Model Merging and Pass@k.

3.3 Ablation Study I: Stabilizing Parameters with Checkpoint Merging

Having established the effectiveness of the full framework, we now ablate its components, starting with Checkpoint Merging.

Smoothing Single-Run Trajectories. For tracking performance throughout a single training run, Figure 3 visualizes the model’s performance trajectory across various benchmarks over 500B tokens. We observe that evaluation scores of individual checkpoints exhibit significant volatility, at times resembling random fluctuations. In contrast, the merged model (checkpoints saved every 25B tokens, with the latest 4 averaged) demonstrates a visibly smoother trend. Table 2 provides quantitative validation, reporting Kendall’s rank correlation (τ) between evaluation scores and pre-training steps. Our merging approach achieves higher correlation on the majority of benchmarks, indicating a more stable measure of learning progress.

Reducing Inter-Run Variance. For ablation studies across multiple training runs, Figure 4 illustrates the performance of models trained on three distinct corpora (Math, Code, and Knowledge) on corresponding benchmarks, comparing individual checkpoints with their merged counterparts. The performance scores of original checkpoints fluctuate dramatically — exhibiting sharp drops and surges even in later training stages (e.g., for Math and Code), with trajectories frequently crossing. Judging solely from these volatile curves, it is difficult to determine which training strategy is truly optimal for a given capability. In contrast, the merged models (checkpoints saved every 12.5B tokens, with the latest 4 averaged) eliminate this volatility. The resulting performance

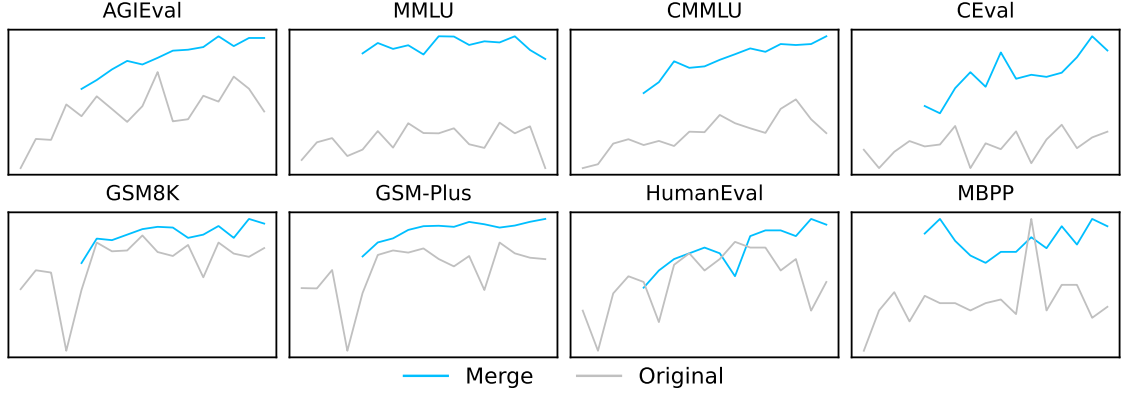


Figure 3 Evaluation stability visualization across different benchmarks.

Benchmarks	Original	Merge	Improve
AGIEval	0.579	0.845	0.266
RACE	0.237	0.745	0.507
SQuAD2.0	0.042	0.117	0.075
MMLU	0.248	0.200	-0.048
CMMLU	0.705	0.817	0.111
CEval	0.533	0.650	0.117
GSM8K	0.332	0.343	0.011
MATH	0.074	0.393	0.320
GSM-Plus	0.305	0.498	0.193
CMATH	0.220	0.700	0.481
HumanEval	0.449	0.570	0.121
MBPP	0.216	0.315	0.099
MBPP-Plus	0.135	0.198	0.063
HumanEval-Plus	0.426	0.509	0.083

Table 2 Kendall’s rank correlation (τ) between evaluation scores and training progress under Original and Merge protocols.

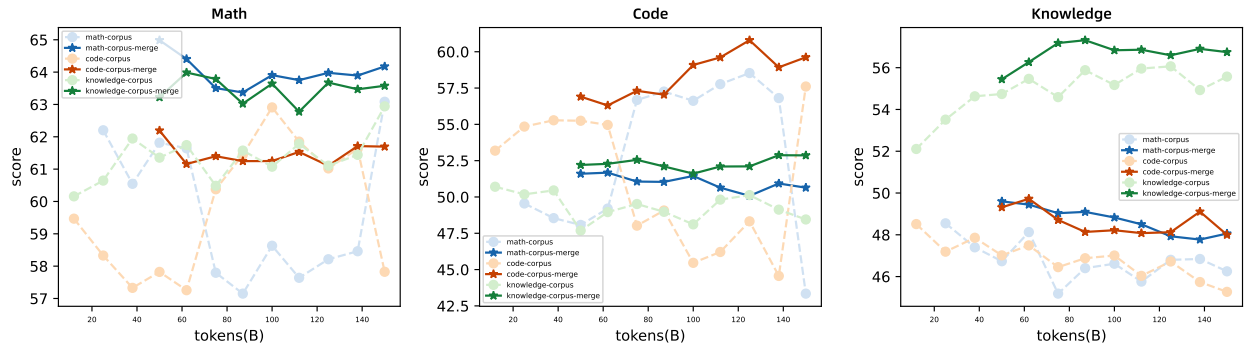


Figure 4 Checkpoint merging smooths training trajectories and clarifies model capabilities.

curves are significantly smoother and reveal a much clearer picture: the model trained on a specific corpus consistently and robustly outperforms others on its corresponding benchmark.

The Impact of N : Number of Merged Checkpoints. A key hyperparameter for merging is the number of checkpoints (N) included in the average. Intuitively, a larger N should increase stability by mitigating the impact of any single outlier checkpoint, effectively smoothing the parameter space. We empirically study this relationship by varying the merge window size. As shown in Table 3, when the checkpoint saving interval is fixed at 12.5B tokens, merging as few as 4 to 8 checkpoints yields substantial improvements in evaluation stability across most benchmarks.

Benchmarks	Original	Merge@4	Merge@8	Merge@12
AGIEval	0.579	0.845	0.813	0.722
RACE	0.237	0.745	0.718	0.479
SQuAD2.0	0.042	0.117	0.116	0.667
MMLU	0.248	0.200	0.282	0.389
CMMLU	0.705	0.817	0.846	0.944
CEval	0.533	0.650	0.718	0.667
GSM8K	0.332	0.343	0.581	0.500
MATH	0.074	0.393	0.744	0.722
GSM-Plus	0.305	0.498	0.641	0.479
CMATH	0.220	0.700	0.684	0.254
HumanEval	0.449	0.570	0.790	0.389
MBPP	0.216	0.315	0.158	0.435
MBPP-Plus	0.135	0.198	0.474	0.087
HumanEval-Plus	0.426	0.509	0.614	0.423

Table 3 Impact of the number of merged checkpoints (N) on training stability, measured by τ . Merge@ N denotes averaging the last N checkpoints.

3.4 Ablation Study II: Stabilizing Measurements with Pass@ k

Improving Monotonicity of Training Signal. We first analyze the effect of Pass@ k on stabilizing evaluation during training. Table 4 reports Kendall’s rank correlation coefficient (τ) for a series of 54 checkpoints trained on 1.5T tokens, evaluated across different benchmarks. For generative benchmarks (Math and Code), as k in Pass@ k increases, the Kendall’s τ value consistently rises. This indicates that Pass@ k provides a more monotonic and stable signal of training progress compared to the high volatility of greedy decoding. Conversely, we observe a sharp decline in consistency for multiple-choice (MC) benchmarks (Knowledge). We hypothesize this is due to their limited answer space, where repeated sampling may lead to correct answers being guessed by chance, thereby introducing noise rather than measuring robust capability. This finding suggests that Pass@ k is ill-suited for MC-style evaluations; we apply it exclusively to generative tasks subsequently.

Protocol	Math (Gen)		Code (Gen)		Knowledge (MC)	
	GSM8K	MATH	HumanEval	MBPP	MMLU	CMMLU
Greedy	0.548	0.387	0.424	0.608	0.893	0.910
Pass@1	0.498	0.415	0.514	0.724	0.815	0.500
Pass@2	0.536	0.437	0.541	0.729	0.819	0.349
Pass@4	0.554	0.466	0.543	0.673	0.708	0.304

Table 4 Kendall’s rank correlation (τ) between evaluation scores and training progress under different protocols. We generate $n = 4$ samples per problem and calculate the metric for $k = \{1, 2, 4\}$.

Enhancing Prediction of Downstream Performance. Next, we investigate whether this improved stability translates into better prediction of downstream performance. Figure 5 presents an experiment in which we train 12 smaller models (243M active parameters) using varied training strategies (e.g., learning rate schedulers) and then apply an identical SFT process to each. Figure 5 (Left) plots pre-training ranks against post-SFT ranks using greedy evaluation. The Pairwise Ranking Reversal Rate (PRR) reaches 50%, indicating that selecting a model for the next stage of the pipeline based on this evaluation is no better than random chance. In contrast, when using Pass@16 for evaluation (Figure 5 (Middle)), the PRR drops significantly to 22.73%. This trend is systematic, as shown in Figure 5 (Right): the reversal proportion decreases monotonically as k increases, confirming that a more stable evaluation protocol yields a more reliable forecast of downstream ranking.

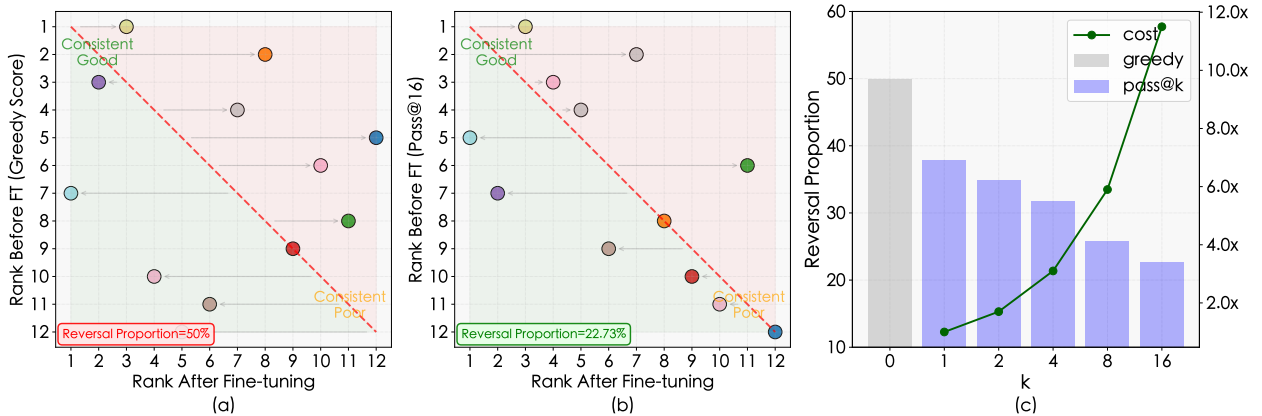


Figure 5 Pass@ k improves the consistency between pre-training and post-SFT model rankings. (a) With greedy evaluation, the pre-training rank is a poor predictor of post-SFT rank, yielding a Pairwise Ranking Reversal Rate (PRR) of 50%. (b) Using Pass@16 drastically improves consistency, reducing the PRR to 22.73%. We generate $n = 16$ samples per problem and calculate the metric for $k = \{1, 2, 4, 8, 16\}$. (c) The reversal proportion decreases monotonically as the sample count k increases.

The Impact of k : The Trade-off with Sample Budget. The choice of k in Pass@ k directly governs the trade-off between evaluation stability and computational cost. As demonstrated quantitatively in Table 4 and visualized in Figure 5 (Right), both stability and the reliability of model rankings improve monotonically as k increases. However, this enhanced robustness comes at a significant cost. The line graph in Figure 5 (Right) illustrates this near-linear growth in estimated evaluation cost with k (see Appendix C for details). This establishes a clear need for researchers to balance their desired level of evaluation confidence with their available computational budget. To navigate this trade-off, future work could explore several promising directions. One practical strategy involves evaluating on smaller, carefully curated benchmark subsets that are highly representative of a model’s capabilities. Another avenue is the development of dynamic sampling strategies, such as an early-stopping mechanism that terminates generation for a given problem once a correct solution is found.

4 Related Work

4.1 LLM Evaluation and Benchmarking

As models began to saturate these benchmarks, the community’s focus shifted towards more challenging and holistic evaluations designed to probe the broad, multi-task knowledge and reasoning capabilities of modern LLMs. Consequently, a new generation of benchmarks has

emerged, targeting complex capabilities such as expert-level knowledge (e.g., MMLU (Hendrycks et al., 2021a)), mathematical problem-solving (e.g., MATH (Hendrycks et al., 2021b)), and code generation (e.g., HumanEval (Chen et al., 2021)). While this explosion in benchmark creation has been pivotal in defining what to evaluate, it has often overshadowed the critical procedural question of how to obtain stable, reproducible measurements. Most public leaderboards report single-point estimates, a practice that implicitly disregards the substantial performance variance we identify in this work and can lead to fragile or even misleading conclusions about model superiority. Our contribution complements this line of research not by introducing a new benchmark, but by proposing a more robust methodology for leveraging existing ones, thereby addressing the critical yet frequently overlooked issue of evaluation stability.

4.2 Stability and Robustness of Evaluation

The sensitivity of deep learning models, including LLMs, to stochastic factors such as weight initialization, data shuffling, and sampling randomness during inference is a well-documented phenomenon (D’Amour et al., 2022; Bouthillier et al., 2021). This inherent variability can lead to significant performance fluctuations across training or inference runs, even under identical hyperparameter configurations, making it challenging to distinguish genuine improvements from statistical noise. Moreover, Ranjan et al. (2024) introduces a phenomenon where performance trends observed in base machine learning models are inverted after applying post-hoc transforms. Prior work by Bouthillier et al. (2021); Philipp et al. (2018) has quantified this variability through repeated experimental trials. In the context of LLMs, Luan et al. (2025) improved evaluation stability by reformulating prompts and converting option-perplexity scoring into a fill-in-the-blank format. In contrast to these approaches, our work provides a more systematic diagnosis of evaluation instability by identifying its two primary sources and offering a synergistic solution for each.

5 Conclusion

In this paper, we identify the critical problem of instability in Large Language Model evaluation. We decouple the issue into two primary sources: parameter instability from the stochasticity of training, and evaluation instability from fragile measurement protocols. To mitigate these, we propose a simple and effective dual-pronged framework combining Checkpoint Merging and the Pass@k metric. Our experiments demonstrate that this approach significantly smooths performance trajectories, reduces inter-run variance, and ensures more consistent model rankings. By providing a more reliable and reproducible evaluation paradigm, our work establishes a more solid foundation for the future development of large language models. As future works, we plan to focus on enhancing the computational efficiency of this framework (e.g., adaptive sampling techniques), and a deeper investigation into the underlying causes of training volatility across different model scales and architectures will be crucial for developing inherently more stable training paradigms.

References

Aakanksha, Arash Ahmadian, Marwan Ahmed, Jay Alammar, Milad Alizadeh, Yazeed Alnumay, Sophia Althammer, Arkady Arkhangorodsky, Viraat Aryabumi, Dennis Aumiller, Raphaël Avalos, Zahara Aviv, Sammie Bae, Saurabh Baji, Alexandre Barbet, Max Bartolo, Björn Bebensee, Neeral Beladia, Walter Beller-Morales, Alexandre Bérard, Andrew Berneshawi, Anna Bialas, Phil Blunsom, Matt Bobkin, Adi Bongale, Sam Braun, Maxime Brunet, Samuel Cahyawijaya, David Cairuz, Jon Ander Campos, Cassie Cao, Kris Cao, Roman Castagné, Julián Cendrero, Leila Chan Currie, Yash Chandak, Diane Chang, Giannis Chatziveroglou, Hongyu Chen, Claire Cheng, Alexis Chevalier, Justin T. Chiu, Eugene Choi, Eujeong Choi, Tim Chung, Volkan Cirik, Ana Cismaru, Pierre Clavier, Henry Conklin, Lucas Crawhall-Stein, Devon Crouse, Felipe Cruz-Salinas, Ben Cyrus, Daniel D’souza, Hugo Dalla-Torre, John Dang, William

- Darling, Omar Darwiche Domingues, Saurabh Dash, Antoine Debugne, Théo Dehaze, Shaan Desai, Joan Devassy, Rishit Dholakia, Kyle Duffy, Ali Edalati, Ace Eldeib, Abdullah Elkady, Sarah Elsharkawy, Irem Ergün, Beyza Ermis, Marzieh Fadaee, Boyu Fan, Lucas Fayoux, Yannis Flet-Berliac, Nick Frosst, Matthias Gallé, Wojciech Galuba, Utsav Garg, Matthieu Geist, Mohammad Gheshlaghi Azar, Ellen Gilsonen-McMahon, Seraphina Goldfarb-Tarrant, Tomas Goldsack, Aidan N. Gomez, Victor Machado Gonzaga, Nithya Govindarajan, Manoj Govindassamy, Nathan Grinsztajn, Nikolas Gritsch, Patrick Gu, Shangmin Guo, Kilian Haefeli, Rod Hajjar, Tim Hawes, Jingyi He, Sebastian Hofstätter, and Sungjin Hong. Command A: an enterprise-ready large language model. *CoRR*, abs/2504.00698, 2025. doi: 10.48550/ARXIV.2504.00698. <https://doi.org/10.48550/arXiv.2504.00698>.
- Alessandro Achille, Matteo Rovere, and Stefano Soatto. Critical learning periods in deep neural networks. *arXiv preprint arXiv:1711.08856*, 2017.
- Joshua Ainslie, James Lee-Thorp, Michiel de Jong, Yury Zemlyanskiy, Federico Lebrón, and Sumit Sanghai. GQA: training generalized multi-query transformer models from multi-head checkpoints. In Houda Bouamor, Juan Pino, and Kalika Bali, editors, *Proceedings of the 2023 Conference on Empirical Methods in Natural Language Processing, EMNLP 2023, Singapore, December 6-10, 2023*, pages 4895–4901. Association for Computational Linguistics, 2023. doi: 10.18653/V1/2023.EMNLP-MAIN.298. <https://doi.org/10.18653/v1/2023.emnlp-main.298>.
- Xavier Bouthillier, Pierre Delaunay, Mirko Bronzi, Assya Trofimov, Brennan Nichyporuk, Justin Szeto, Nazanin Mohammadi Sepahvand, Edward Raff, Kanika Madan, Vikram Voleti, Samira Ebrahimi Kahou, Vincent Michalski, Tal Arbel, Chris Pal, Gaël Varoquaux, and Pascal Vincent. Accounting for variance in machine learning benchmarks. In Alex Smola, Alex Dimakis, and Ion Stoica, editors, *Proceedings of the Fourth Conference on Machine Learning and Systems, MLSys 2021, virtual, April 5-9, 2021*. mlsys.org, 2021. https://proceedings.mlsys.org/paper_files/paper/2021/hash/0184b0cd3cfb185989f858a1d9f5c1eb-Abstract.html.
- Yixin Cao, Shibo Hong, Xinze Li, Jiahao Ying, Yubo Ma, Haiyuan Liang, Yantao Liu, Zijun Yao, Xiaozhi Wang, Dan Huang, et al. Toward generalizable evaluation in the llm era: A survey beyond benchmarks. *arXiv preprint arXiv:2504.18838*, 2025.
- Mark Chen, Jerry Tworek, Heewoo Jun, Qiming Yuan, Henrique Pondé de Oliveira Pinto, Jared Kaplan, Harri Edwards, Yuri Burda, Nicholas Joseph, Greg Brockman, Alex Ray, Raul Puri, Gretchen Krueger, Michael Petrov, Heidy Khlaaf, Girish Sastry, Pamela Mishkin, Brooke Chan, Scott Gray, Nick Ryder, Mikhail Pavlov, Alethea Power, Lukasz Kaiser, Mohammad Bavarian, Clemens Winter, Philippe Tillet, Felipe Petroski Such, Dave Cummings, Matthias Plappert, Fotios Chantzis, Elizabeth Barnes, Ariel Herbert-Voss, William Hebgren Guss, Alex Nichol, Alex Paino, Nikolas Tezak, Jie Tang, Igor Babuschkin, Suchir Balaji, Shantanu Jain, William Saunders, Christopher Hesse, Andrew N. Carr, Jan Leike, Joshua Achiam, Vedant Misra, Evan Morikawa, Alec Radford, Matthew Knight, Miles Brundage, Mira Murati, Katie Mayer, Peter Welinder, Bob McGrew, Dario Amodei, Sam McCandlish, Ilya Sutskever, and Wojciech Zaremba. Evaluating large language models trained on code. *CoRR*, abs/2107.03374, 2021. <https://arxiv.org/abs/2107.03374>.
- Karl Cobbe, Vineet Kosaraju, Mohammad Bavarian, Mark Chen, Heewoo Jun, Lukasz Kaiser, Matthias Plappert, Jerry Tworek, Jacob Hilton, Reiichiro Nakano, Christopher Hesse, and John Schulman. Training verifiers to solve math word problems. *CoRR*, abs/2110.14168, 2021. <https://arxiv.org/abs/2110.14168>.
- OpenCompass Contributors. Opencompass: A universal evaluation platform for foundation models, 2023.
- Alexander D’Amour, Katherine A. Heller, Dan Moldovan, Ben Adlam, Babak Alipanahi, Alex Beutel, Christina Chen, Jonathan Deaton, Jacob Eisenstein, Matthew D. Hoffman, Farhad Hormozdiari, Neil Houlsby, Shaobo Hou, Ghassen Jerfel, Alan Karthikesalingam, Mario Lucic, Yi-An Ma, Cory Y. McLean, Diana Mincu, Akinori Mitani, Andrea Montanari, Zachary Nado, Vivek Natarajan, Christopher Nielson, Thomas F. Osborne, Rajiv Raman, Kim Ramasamy, Rory Sayres, Jessica Schrouff, Martin Seneviratne, Shannon Sequeira, Harini Suresh, Victor Veitch, Max Vladymyrov, Xuezhi Wang, Kellie Webster, Steve Yadlowsky, Taedong Yun, Xiaohua Zhai, and D. Sculley. Underspecification presents challenges for credibility in modern machine learning. *J. Mach. Learn. Res.*, 23:226:1–226:61, 2022. <https://jmlr.org/papers/v23/20-1335.html>.
- Stanislav Fort, Gintare Karolina Dziugaite, Mansheej Paul, Sepideh Kharaghani, Daniel M Roy, and Surya Ganguli. Deep learning versus kernel learning: an empirical study of loss landscape geometry and the time evolution of the neural tangent kernel. *Advances in Neural Information Processing Systems*, 33:5850–5861, 2020.
- Bruce E Hansen. Testing for parameter instability in linear models. *Journal of policy Modeling*, 14(4):517–533, 1992.
- Dan Hendrycks, Collin Burns, Steven Basart, Andy Zou, Mantas Mazeika, Dawn Song, and Jacob Steinhardt. Measuring massive multitask language understanding. In *9th International Conference on Learning Representations, ICLR 2021, Virtual Event, Austria, May 3-7, 2021*. OpenReview.net, 2021a. <https://openreview.net/forum?id=d7KBjmI3GmQ>.

- Dan Hendrycks, Collin Burns, Saurav Kadavath, Akul Arora, Steven Basart, Eric Tang, Dawn Song, and Jacob Steinhardt. Measuring mathematical problem solving with the MATH dataset. In Joaquin Vanschoren and Sai-Kit Yeung, editors, *Proceedings of the Neural Information Processing Systems Track on Datasets and Benchmarks 1, NeurIPS Datasets and Benchmarks 2021, December 2021, virtual, 2021b*. <https://datasets-benchmarks-proceedings.neurips.cc/paper/2021/hash/be83ab3ecd0db773eb2dc1b0a17836a1-Abstract-round2.html>.
- Yuzhen Huang, Yuzhuo Bai, Zhihao Zhu, Junlei Zhang, Jinghan Zhang, Tangjun Su, Junteng Liu, Chuancheng Lv, Yikai Zhang, Jiayi Lei, Yao Fu, Maosong Sun, and Junxian He. C-eval: A multi-level multi-discipline chinese evaluation suite for foundation models. In Alice Oh, Tristan Naumann, Amir Globerson, Kate Saenko, Moritz Hardt, and Sergey Levine, editors, *Advances in Neural Information Processing Systems 36: Annual Conference on Neural Information Processing Systems 2023, NeurIPS 2023, New Orleans, LA, USA, December 10 - 16, 2023, 2023*. http://papers.nips.cc/paper_files/paper/2023/hash/c6ec1844bec96d6d32ae95ae694e23d8-Abstract-Datasets_and_Benchmarks.html.
- Pavel Izmailov, Dmitrii Podoprikin, Timur Garipov, Dmitry P. Vetrov, and Andrew Gordon Wilson. Averaging weights leads to wider optima and better generalization. In Amir Globerson and Ricardo Silva, editors, *Proceedings of the Thirty-Fourth Conference on Uncertainty in Artificial Intelligence, UAI 2018, Monterey, California, USA, August 6-10, 2018*, pages 876–885. AUAI Press, 2018. <http://auai.org/uai2018/proceedings/papers/313.pdf>.
- Stanisław Jastrzębski, Zachary Kenton, Devansh Arpit, Nicolas Ballas, Asja Fischer, Yoshua Bengio, and Amos Storkey. Three factors influencing minima in sgd. *arXiv preprint arXiv:1711.04623*, 2017.
- Jean Kaddour. Stop wasting my time! saving days of imagenet and BERT training with latest weight averaging. *CoRR*, abs/2209.14981, 2022. doi: 10.48550/ARXIV.2209.14981. <https://doi.org/10.48550/arXiv.2209.14981>.
- Maurice G Kendall. A new measure of rank correlation. *Biometrika*, 30(1-2):81–93, 1938.
- Guokun Lai, Qizhe Xie, Hanxiao Liu, Yiming Yang, and Eduard H. Hovy. RACE: large-scale reading comprehension dataset from examinations. In Martha Palmer, Rebecca Hwa, and Sebastian Riedel, editors, *Proceedings of the 2017 Conference on Empirical Methods in Natural Language Processing, EMNLP 2017, Copenhagen, Denmark, September 9-11, 2017*, pages 785–794. Association for Computational Linguistics, 2017. doi: 10.18653/V1/D17-1082. <https://doi.org/10.18653/v1/d17-1082>.
- Haonan Li, Yixuan Zhang, Fajri Koto, Yifei Yang, Hai Zhao, Yeyun Gong, Nan Duan, and Timothy Baldwin. CMMLU: measuring massive multitask language understanding in chinese. In Lun-Wei Ku, Andre Martins, and Vivek Srikumar, editors, *Findings of the Association for Computational Linguistics, ACL 2024, Bangkok, Thailand and virtual meeting, August 11-16, 2024*, pages 11260–11285. Association for Computational Linguistics, 2024a. doi: 10.18653/V1/2024.FINDINGS-ACL.671. <https://doi.org/10.18653/v1/2024.findings-acl.671>.
- Qintong Li, Leyang Cui, Xueliang Zhao, Lingpeng Kong, and Wei Bi. Gsm-plus: A comprehensive benchmark for evaluating the robustness of llms as mathematical problem solvers. In Lun-Wei Ku, Andre Martins, and Vivek Srikumar, editors, *Proceedings of the 62nd Annual Meeting of the Association for Computational Linguistics (Volume 1: Long Papers), ACL 2024, Bangkok, Thailand, August 11-16, 2024*, pages 2961–2984. Association for Computational Linguistics, 2024b. doi: 10.18653/V1/2024.ACL-LONG.163. <https://doi.org/10.18653/v1/2024.acl-long.163>.
- Tao Li, Zhehao Huang, Qinghua Tao, Yingwen Wu, and Xiaolin Huang. Trainable weight averaging: Efficient training by optimizing historical solutions. In *The Eleventh International Conference on Learning Representations, ICLR 2023, Kigali, Rwanda, May 1-5, 2023*. OpenReview.net, 2023. <https://openreview.net/forum?id=8wbnp0JY-f>.
- Yunshui Li, Yiyuan Ma, Shen Yan, Chaoyi Zhang, Jing Liu, Jianqiao Lu, Ziwen Xu, Mengzhao Chen, Minrui Wang, Shiyi Zhan, Jin Ma, Xunhao Lai, Deyi Liu, Yao Luo, Xingyan Bin, Hongbin Ren, Mingji Han, Wenhao Hao, Bairen Yi, Lingjun Liu, Bole Ma, Xiaoying Jia, Xun Zhou, Siyuan Qiao, Liang Xiang, and Yonghui Wu. Model merging in pre-training of large language models. *CoRR*, abs/2505.12082, 2025. doi: 10.48550/ARXIV.2505.12082. <https://doi.org/10.48550/arXiv.2505.12082>.
- Deyuan Liu, Zecheng Wang, Bingning Wang, Weipeng Chen, Chunshan Li, Zhiying Tu, Dianhui Chu, Bo Li, and Dianbo Sui. Checkpoint merging via bayesian optimization in LLM pretraining. *CoRR*, abs/2403.19390, 2024. doi: 10.48550/ARXIV.2403.19390. <https://doi.org/10.48550/arXiv.2403.19390>.
- Jiawei Liu, Chunqiu Steven Xia, Yuyao Wang, and Lingming Zhang. Is your code generated by chatgpt really correct? rigorous evaluation of large language models for code generation. In Alice Oh, Tristan Naumann, Amir Globerson, Kate Saenko, Moritz Hardt, and Sergey Levine, editors, *Advances in Neural Information Processing Systems 36: Annual Conference on Neural Information Processing Systems 2023, NeurIPS 2023, New Orleans, LA, USA, December 10 - 16, 2023, 2023*. http://papers.nips.cc/paper_files/paper/2023/hash/43e9d647ccd3e4b7b5baab53f0368686-Abstract-Conference.html.

- Ilya Loshchilov and Frank Hutter. Decoupled weight decay regularization. In *7th International Conference on Learning Representations, ICLR 2019, New Orleans, LA, USA, May 6-9, 2019*. OpenReview.net, 2019. <https://openreview.net/forum?id=Bkg6RiCqY7>.
- Hongzhi Luan, Changxin Tian, Zhaoxin Huan, Xiaolu Zhang, Kunlong Chen, Zhiqiang Zhang, and Jun Zhou. BOSE: A systematic evaluation method optimized for base models. In Wanxiang Che, Joyce Nabende, Ekaterina Shutova, and Mohammad Taher Pilehvar, editors, *Findings of the Association for Computational Linguistics, ACL 2025, Vienna, Austria, July 27 - August 1, 2025*, pages 16147–16158. Association for Computational Linguistics, 2025. <https://aclanthology.org/2025.findings-acl.830/>.
- Iman Mirzadeh, Keivan Alizadeh, Hooman Shahrokhi, Oncel Tuzel, Samy Bengio, and Mehrdad Farajtabar. Gsm-symbolic: Understanding the limitations of mathematical reasoning in large language models. *arXiv preprint arXiv:2410.05229*, 2024.
- Shiwen Ni, Guhong Chen, Shuaimin Li, Xuanang Chen, Siyi Li, Bingli Wang, Qiyao Wang, Xingjian Wang, Yifan Zhang, Liyang Fan, et al. A survey on large language model benchmarks. *arXiv preprint arXiv:2508.15361*, 2025.
- Michel Philipp, Thomas Rusch, Kurt Hornik, and Carolin Strobl. Measuring the stability of results from supervised statistical learning. *Journal of Computational and Graphical Statistics*, 27(4):685–700, 2018.
- Pranav Rajpurkar, Robin Jia, and Percy Liang. Know what you don’t know: Unanswerable questions for squad. In Iryna Gurevych and Yusuke Miyao, editors, *Proceedings of the 56th Annual Meeting of the Association for Computational Linguistics, ACL 2018, Melbourne, Australia, July 15-20, 2018, Volume 2: Short Papers*, pages 784–789. Association for Computational Linguistics, 2018. doi: 10.18653/V1/P18-2124. <https://aclanthology.org/P18-2124/>.
- Alexandre Ramé, Johan Ferret, Nino Vieillard, Robert Dadashi, Léonard Hussenot, Pierre-Louis Cedo, Pier Giuseppe Sessa, Sertan Girgin, Arthur Douillard, and Olivier Bachem. WARP: on the benefits of weight averaged rewarded policies. *CoRR*, abs/2406.16768, 2024. doi: 10.48550/ARXIV.2406.16768. <https://doi.org/10.48550/arXiv.2406.16768>.
- Rishabh Ranjan, Saurabh Garg, Mrigank Raman, Carlos Guestrin, and Zachary Lipton. Post-hoc reversal: Are we selecting models prematurely? *Advances in Neural Information Processing Systems*, 37:91460–91491, 2024.
- Sunny Sanyal, Atula Neerkaje, Jean Kaddour, Abhishek Kumar, and Sujay Sanghavi. Early weight averaging meets high learning rates for llm pre-training. *arXiv preprint arXiv:2306.03241*, 2023.
- Yifan Song, Guoyin Wang, Sujian Li, and Bill Yuchen Lin. The good, the bad, and the greedy: Evaluation of llms should not ignore non-determinism. *arXiv preprint arXiv:2407.10457*, 2024.
- Jianlin Su, Murtadha H. M. Ahmed, Yu Lu, Shengfeng Pan, Wen Bo, and Yunfeng Liu. Roformer: Enhanced transformer with rotary position embedding. *Neurocomputing*, 568:127063, 2024. doi: 10.1016/J.NEUCOM.2023.127063. <https://doi.org/10.1016/j.neucom.2023.127063>.
- Ning Tao, Anthony Ventresque, Vivek Nallur, and Takfarinas Saber. Enhancing program synthesis with large language models using many-objective grammar-guided genetic programming. *Algorithms*, 17(7):287, 2024. doi: 10.3390/A17070287. <https://doi.org/10.3390/a17070287>.
- Changxin Tian, Jiapeng Wang, Qian Zhao, Kunlong Chen, Jia Liu, Ziqi Liu, Jiaxin Mao, Wayne Xin Zhao, Zhiqiang Zhang, and Jun Zhou. WSM: decay-free learning rate schedule via checkpoint merging for LLM pre-training. *CoRR*, abs/2507.17634, 2025.
- Tianwen Wei, Jian Luan, Wei Liu, Shuang Dong, and Bin Wang. CMATH: can your language model pass chinese elementary school math test? *CoRR*, abs/2306.16636, 2023. doi: 10.48550/ARXIV.2306.16636. <https://doi.org/10.48550/arXiv.2306.16636>.
- Mitchell Wortsman, Gabriel Ilharco, Samir Yitzhak Gadre, Rebecca Roelofs, Raphael Gontijo Lopes, Ari S. Morcos, Hongseok Namkoong, Ali Farhadi, Yair Carmon, Simon Kornblith, and Ludwig Schmidt. Model soups: averaging weights of multiple fine-tuned models improves accuracy without increasing inference time. In Kamalika Chaudhuri, Stefanie Jegelka, Le Song, Csaba Szepesvári, Gang Niu, and Sivan Sabato, editors, *International Conference on Machine Learning, ICML 2022, 17-23 July 2022, Baltimore, Maryland, USA*, volume 162 of *Proceedings of Machine Learning Research*, pages 23965–23998. PMLR, 2022. <https://proceedings.mlr.press/v162/wortsman22a.html>.
- Shijie Xia, Xuefeng Li, Yixin Liu, Tongshuang Wu, and Pengfei Liu. Evaluating mathematical reasoning beyond accuracy. In *Proceedings of the AAAI Conference on Artificial Intelligence*, volume 39, pages 27723–27730, 2025.
- Yang Yue, Zhiqi Chen, Rui Lu, Andrew Zhao, Zhaokai Wang, Shiji Song, and Gao Huang. Does reinforcement learning really incentivize reasoning capacity in llms beyond the base model? *arXiv preprint arXiv:2504.13837*, 2025.

Jingzhao Zhang, Tianxing He, Suvrit Sra, and Ali Jadbabaie. Why gradient clipping accelerates training: A theoretical justification for adaptivity. In *8th International Conference on Learning Representations, ICLR 2020, Addis Ababa, Ethiopia, April 26-30, 2020*. OpenReview.net, 2020. <https://openreview.net/forum?id=BJgnXpVYwS>.

Wayne Xin Zhao, Kun Zhou, Junyi Li, Tianyi Tang, Xiaolei Wang, Yupeng Hou, Yingqian Min, Beichen Zhang, Junjie Zhang, Zican Dong, et al. A survey of large language models. *arXiv preprint arXiv:2303.18223*, 1(2), 2023.

Wanjuan Zhong, Ruixiang Cui, Yiduo Guo, Yaobo Liang, Shuai Lu, Yanlin Wang, Amin Saied, Weizhu Chen, and Nan Duan. Agieval: A human-centric benchmark for evaluating foundation models. In Kevin Duh, Helena Gómez-Adorno, and Steven Bethard, editors, *Findings of the Association for Computational Linguistics: NAACL 2024, Mexico City, Mexico, June 16-21, 2024*, pages 2299–2314. Association for Computational Linguistics, 2024. doi: 10.18653/V1/2024.FINDINGS-NAACL.149. <https://doi.org/10.18653/v1/2024.findings-naacl.149>.

A Experimental Settings

Model architecture The core architectures of our experimental model are detailed in Table 5. The model is configured with 20 layers and a hidden dimension size of 2048. Except for the first layer, all FFNs layers are replaced with MoE layers. We adopt the GQA attention mechanism (Ainslie et al., 2023) and integrate Rotary Position Embedding (RoPE) (Su et al., 2024), enabling the model to support sequence lengths up to 8K tokens. For parameter initialization, all learnable parameters are randomly initialized using a standard deviation of 0.006. Under this configuration, the model consists of a total of 16.3 billion parameters, of which approximately 1.43 billion are activated for each token during inference.

Table 5 Detailed model architecture.

Parameter	Value
Number of layers (n_{layers})	20
Model dimension (d_{model})	2,048
FFN dimension (d_{ffn})	5,120
Expert dimension (d_{expert})	512
Number of attention heads (n_{heads})	16
Number of KV heads (n_{kv_head})	4
Total experts (E)	256
Active experts (E_a)	8
Shared experts (E_s)	1
Total parameters (N)	16.3B
Active parameters (N_a)	1.43B

Training hyperparameters We use the AdamW optimizer (Loshchilov and Hutter, 2019) with hyperparameters set as follows: $\beta_1 = 0.9$, $\beta_2 = 0.95$, and weight decay of 0.1. Gradient clipping (Zhang et al., 2020) norm is set to 1.0. According to the scaling laws for MoE optimal hyper-parameters, the maximum learning rates were set to $3.74e-4$. The batch size is set to 2048, and with a maximum sequence length of 8K, each training batch contains 16M tokens.

B Experimental Settings for PRR Analysis

To investigate the Pairwise Ranking Reversal Rate (PRR), we conduct a controlled experiment involving the pre-training and subsequent supervised fine-tuning (SFT) of multiple model variants. For this study, we utilize smaller-scale models that share the same architecture as our primary model but have a total of 243M parameters. The base pre-training is conducted on 152B tokens with a learning rate of $1e-3$ and a global batch size of 512. To generate a diverse set of models

for ranking, we introduced variations in the training strategy; specifically, during the final 10% of the pre-training phase, each model variant was trained using a different learning rate schedule. Following pre-training, each of the resulting checkpoints is subjected to an identical SFT process to ensure a fair comparison. This process involve fine-tuning each model on a dataset of 100k samples for 5 epochs. This setup allowe us to isolate the effect of the pre-training evaluation protocol on predicting post-SFT performance rankings.

C Cost Estimation for Pass@k

Evaluating generative models with Pass@k, while enhancing robustness, introduces computational overhead. We estimate the relative evaluation cost using the following formula:

$$\begin{aligned} \text{Cost} = & (\text{input_cost_cache_not_hit} \times \text{input_tokens}) \\ & + (\text{input_cost_cache_hit} \times \text{input_tokens} \times (n - 1)) \\ & + (\text{output_cost} \times \text{output_tokens} \times n) \end{aligned}$$

Here, `input_cost_cache_not_hit` represents the cost for the first prompt generation (cache miss), while `input_cost_cache_hit` applies to subsequent generations where the prompt can be reused (cache hit). `output_cost` is the cost per generated token, and `n` is the total number of samples generated per problem. This estimation references typical API pricing models for input and output tokens, and prompt-to-generation token ratio.

Table 6 Cost Parameters for Pass@k Estimation (per unit)

Parameter	Value
Input Cost (Cache Miss)	1.25
Input Cost (Cache Hit)	0.125
Output Cost	10
Input Tokens	4
Output Tokens	1

D Detailed Derivation of Pass@k Estimator and its Variance

Let the probability of generating a correct solution for a given problem in a single, independent attempt be denoted by p . We can model this outcome as a Bernoulli trial:

$$X \sim \text{Bernoulli}(p)$$

For evaluation, we generate n independent candidate solutions. The outcomes are a set of i.i.d. random variables, X_1, \dots, X_n . The total number of successful solutions, $S = \sum_{i=1}^n X_i$, follows a Binomial distribution:

$$S \sim \text{Binomial}(n, p).$$

The metric of Pass@k is the probability of obtaining at least one successful solution when drawing k samples. This target parameter, which we denote as q_k , is given by:

$$q_k = 1 - (1 - p)^k.$$

In a practical evaluation setting, we generate n samples and observe a specific realization of the random variable S . From this count of correct solutions, we construct the standard unbiased

estimator for Pass@k, denoted $\hat{q}_{k,n}$, which is based on the hypergeometric probability of drawing k failures from the set of n samples, given that $n - S$ of them are failures:

$$\hat{q}_{k,n} = 1 - \frac{\binom{n-S}{k}}{\binom{n}{k}}, \quad \text{for } n \geq k.$$

While the exact variance of $\hat{q}_{k,n}$ has a complex closed-form expression, a highly accurate approximation for sufficiently large n can be derived using the Delta method. This approach analyzes the variance of a simpler, asymptotically equivalent estimator. First, we use the sample mean, $\hat{p} = S/n$, to estimate the underlying success probability p .

$$\text{Var}(\hat{p}) = \text{Var}\left(\frac{S}{n}\right) = \frac{np(1-p)}{n^2} = \frac{p(1-p)}{n}.$$

The target parameter q_k is a function of p , which we define as $h(p) = 1 - (1-p)^k$. The Delta method provides an approximation for the variance of a function of a random variable, $\text{Var}(h(\hat{p})) \approx [h'(p)]^2 \text{Var}(\hat{p})$, where $h'(p)$ is the first derivative. In this case, $h'(p) = k(1-p)^{k-1}$. Substituting these components into the formula yields the approximate variance of the Pass@k estimator:

$$\text{Var}(\hat{q}_{k,n}) \approx \text{Var}(h(\hat{p})) \approx [k(1-p)^{k-1}]^2 \cdot \frac{p(1-p)}{n} = \frac{k^2(1-p)^{2(k-1)}p(1-p)}{n}.$$

To appreciate the stability gained, we compare this to the variance of a single-sample Bernoulli trial, $\text{Var}(X) = p(1-p)$. The ratio of the variances is:

$$\frac{\text{Var}(\hat{q}_{k,n})}{\text{Var}(X)} \approx \frac{k^2(1-p)^{2(k-1)}}{n}.$$

In conclusion, the Pass@k metric, by leveraging a multi-sample estimator, replaces a high-variance measurement with a statistically robust estimate whose variance is drastically lower, leading to more reliable and reproducible evaluation results.