

Incentivizing Time-Aware Fairness in Data Sharing

Jiangwei Chen^{1,2} Kieu Thao Nguyen Pham¹ Rachael Hwee Ling Sim¹
 Arun Verma³ Zhaoxuan Wu³ Chuan-Sheng Foo² Bryan Kian Hsiang Low¹

¹Department of Computer Science, National University of Singapore, Singapore

²Institute for Infocomm Research, Agency for Science, Technology and Research, Singapore

³Singapore-MIT Alliance for Research and Technology, Singapore

{chenj,nguyen.pkt,rachael.sim}@u.nus.edu

{arun.verma,zhaoxuan.wu}@smart.mit.edu

foo_chuan_sheng@i2r.a-star.edu.sg

lowkh@comp.nus.edu.sg

Abstract

In collaborative data sharing and machine learning, multiple parties aggregate their data resources to train a machine learning model with better model performance. However, as the parties incur data collection costs, they are only willing to do so when guaranteed incentives, such as fairness and individual rationality. Existing frameworks assume that all parties join the collaboration simultaneously, which does not hold in many real-world scenarios. Due to the long processing time for data cleaning, difficulty in overcoming legal barriers, or unawareness, the parties may join the collaboration at different times. In this work, we propose the following perspective: As a party who joins earlier incurs higher risk and encourages the contribution from other wait-and-see parties, that party should receive a reward of higher value for sharing data earlier. To this end, we propose a fair and time-aware data sharing framework, including novel time-aware incentives. We develop new methods for deciding reward values to satisfy these incentives. We further illustrate how to generate model rewards that realize the reward values and empirically demonstrate the properties of our methods on synthetic and real-world datasets.

1 Introduction

Collaborative machine learning (CML) presents an appealing paradigm where multiple parties can aggregate their data to train a *machine learning* (ML) model with better model performance [49, 63]. This paradigm has been widely adopted in various real-world applications, including clinical trials [8, 33, 17], data marketplaces [45, 18], precision agriculture [53, 34]. However, parties, who incur non-trivial data collection and processing costs [22], may be unwilling to collaborate without fair reward. For example, hospitals may be reluctant to share their data with academic institutions due to the substantial investment required to conduct clinical trials and generate medical data [19]. To incentivize such parties to collaborate, existing frameworks [43, 49] have proposed two main steps: In *data valuation*, a party is assigned a value for its shared data. In *reward realization*, a party will receive money, synthetic data, or an ML model as a reward whose value satisfies incentives like *fairness* and *individual rationality* adapted from *cooperative game theory* (CGT). These incentives respectively entail that a party’s reward value should be higher than that of others sharing less valuable data [54, 41] and higher than what it can achieve alone.

In this work, we consider how data valuation and reward realization should change if parties join the data sharing process at different times due to the long processing time for data cleaning, delay in overcoming legal barriers, or unawareness of the collaboration opportunities [33] (see App. A for more justification and description of our setting). As a concrete example, hospitals sharing their data

from clinical trials often take heterogeneous time to convert these medical data into a standardized format and secure informed consent from their patients [33]. Additionally, a data marketplace mediator, who wishes to encourage participation, may allow parties to freely/asynchronously join the collaboration and continuously update the ML model with new data until a target accuracy is met [1]. Then, the mediator closes the collaboration and rewards the contributing parties.¹ In these examples, **how should a party’s reward value change if it joins the collaboration earlier? Should parties contributing data of the same value at different joining times receive equal rewards?**

We propose the following perspective as illustrated by Fig. 1: When parties take different times to join the collaboration, **a party should receive a reward of higher value for contributing data earlier to incentivize early contribution.**² Firstly, parties who join earlier incur higher risks and hence require rewards of higher value. In the data marketplace example, a party who contributes data early risks receiving late or no reward, unlike another party who contributes just before the target accuracy is met. Next, the early party’s contribution may also encourage the contribution from other wait-and-see parties who assess the likelihood of reaching the target accuracy before committing [4]. Our perspective also aligns with the socio-psychological equity theory [16, 47] and the signaling effect [3] observed in economics: Given identical financial contributions, the one contributing earlier is entitled to a reward of higher value.

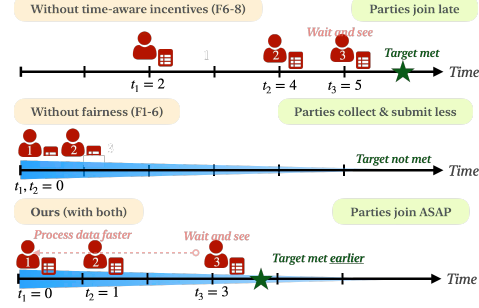


Figure 1: Overview of our data sharing problem setting (App. A) and the impact of fairness and our time-aware incentives (Sec. 4).

Our work addresses two key challenges. The first challenge is to *mathematically formalize time-aware incentives that realize our above perspective*. Naïvely, our perspective would conflict with fairness incentives which dictates that parties contributing data of equal value receive equal rewards *regardless* of their joining times. In Sec. 4, we resolve these conflicts by (i) adding a pre-condition (e.g., equal joining times) such that existing incentives (e.g., fairness) should hold and (ii) only requiring a party’s reward value to not decrease (instead of increase) from contributing earlier in some cases. The second challenge is to *decide the reward values that satisfy the existing and new time-aware incentives*. At first glance, one can just divide data value, such as the Shapley value [48, 13], by the joining time. However, this simple solution may overly reduce the reward value of a party who joins late, thus violating *individual rationality*. To tackle this challenge, we introduce two new methods in Sec. 6. Our first **time-aware reward cumulation** method divides the entire duration of collaboration into multiple time intervals and considers each time interval as a separate collaboration among the parties present during that interval. A party’s final reward value is a sum of the reward values assigned in each interval, weighted by the time interval importance. Our second method leverages a novel **time-aware data valuation function** and the Shapley value to determine rewards that satisfy all incentives. We then realize the rewards by likelihood tempering [51] and training models only partially on the aggregate data. We empirically validate our proposed time-aware methods in Sec. 7.

2 Related Work

Time Consideration in FL. *Federated learning* (FL) [38] is a form of collaborative machine learning (and an alternative to data sharing) that involves training on data from multiple parties (clients) without centralizing them. Instead, in each round, collaborating parties share parameters’ updates for improving the model (e.g., gradients). The bulk of the FL works [26, 65] has focused on improving the model’s utility and operated under the assumption that all parties are fully cooperative and do not require external incentives for contributing their data. While there is some research on providing incentives in FL, such as encouraging collaborative fairness [30, 61] and egalitarian fairness [27, 28], these works do not guarantee that a party’s reward (across rounds) improves from contributing data earlier. To provide such guarantees, we consider the data sharing setting as a first step.

¹This time-sensitive setting is realistic as e-commerce marketplaces have used similar techniques (e.g., threshold discounting [36], offering discounts to early customers [42]) to encourage prompt actions [31].

²We consider settings where data retain value over time (e.g., medical data), but earlier access enables better utility. We exclude time series data (e.g., stock prices), where recent observations are inherently more predictive.

Data Valuation. While existing data valuation methods have employed a range of metrics to value data, such as validation accuracy [21, 13], diversity [64], generalization performance [60], and cost [15], they lack consideration of the parties’ joining times (and hence when they contributed their data). [32] can incorporate the parties’ joining times based on the assumption that the permutation of parties affects the value of data, but there is no guarantee that a party would receive a reward of higher value for contributing its data earlier. Although data valuation methods in FL can integrate sequential information by considering the weighted average of the parties’ contributions in each round (e.g., utilizing uniform weights [57] or decaying weights [52]), they do not explicitly address nor theoretically guarantee individual rationality **F2** and time-aware incentives **F6** to **F8**.

Incentives in CML. [49, 54, 63] have prescribed how to give out data or model rewards that satisfy incentives (such as fairness) based on the popular cooperative game theory concept, Shapley value [48]. However, these works have also assumed that all parties are present at the start of the collaboration and hence do not realize the perspective that a party should receive a reward of higher value for contributing data earlier. Additionally, while these works suggest how to give out model rewards, our focus is on deciding the reward values for fair and time-aware incentives. [12] is the only other work that studies how to incentivize early arrival in cooperative games. However, our settings, incentives and solutions differ significantly. The key distinctions are discussed at length in App. B.

3 Problem Formulation

We consider a problem setting where a trusted mediator (e.g., data-sharing frameworks implemented by government agencies [20]) identifies a common ML task (e.g., disease prediction) of interest to multiple parties (e.g., hospitals). The mediator invites parties to freely/asynchronously join the collaboration by contributing data and continuously updating the ML model with the newly shared data. The mediator closes the collaboration after a target model performance/accuracy is met [1].

Let n denote the number of parties who have joined the collaboration. We denote the set of all parties (i.e., *grand coalition*) as $N \triangleq \{1, \dots, n\}$ and their respective datasets as D_1, \dots, D_n . Any subset of parties, $C \subseteq N$, is a *coalition* of parties with an aggregated dataset $D_C \triangleq \bigcup_{i \in C} D_i$. In *time-aware* data sharing, we further consider that each party i joins at a different time value $t_i \in \mathbb{Z}_{\geq 0}$ due to differences in processing times, urgency, and risk levels (see App. A for a detailed justification). A larger time value indicates a later joining time, and the party joining earliest is always assigned a time value of 0.³ Collectively, the joining time values are denoted by the vector $\mathbf{t} \triangleq (t_1, \dots, t_n)$. After the collaboration closes, the trusted mediator values the shared data, decides the reward value r_i , and trains an ML model as a reward (in short, *model reward*) valued at r_i for every party $i \in N$.

A party’s data should be valued relative to the data contributed by the other parties [50]. So, to value data, the mediator uses a data valuation function v that maps every coalition C to its value v_C . For example, v_C can be the model performance (e.g., validation accuracy) achieved by training on the aggregated dataset D_C . We also denote $v_i \triangleq v_{\{i\}}$. As in the works of [49, 30], we do not check the truthfulness of the parties’ data and value datasets as-is. Based on the value v_C for each coalition $C \subseteq N$ and the joining time values \mathbf{t} , the mediator must decide the reward value r_i for every party $i \in N$ that satisfies existing fairness and our time-aware incentives to encourage early contribution. We will outline the incentives in Sec. 4, the necessary characteristics for data valuation function v in Sec. 5, and two new methods to decide reward values $(r_i)_{i \in N}$ that satisfy our incentives in Sec. 6.

4 Incentives in Time-Aware Data Sharing

In our time-aware setting, we encourage the parties to share their data as early as possible. To this end, we incorporate existing incentives **F1** to **F5** (e.g., fairness) from prior works [49] and novelly consider the impact of joining time values when defining time-aware incentives **F6** to **F8**. In this section, we formally define the incentive conditions that should hold for reward values $(r_i)_{i \in N}$ based on the value v_C of aggregated dataset D_C for all coalitions $C \subseteq N$ and the joining time values \mathbf{t} . We also justify how these incentives encourage parties to join early instead of withholding their data with

³For clarity, we discretize time into non-negative integers: Given any earliest joining time t' and positive interval length ℓ , time t maps to $\lfloor (t - t')/\ell \rfloor$. For instance, Windows systems [39] use $t' = 1$ January 1601 00:00 UTC and $\ell = 100$ ns.

a wait-and-see attitude. We use * to mark incentives where we introduce time-aware considerations and # to mark our *new* incentives that specify how $(r_i)_{i \in N}$ should vary for *different* joining times.

F1 Non-negativity. The value of reward each party receives should be non-negative: $\forall i \in N \ r_i \geq 0$.

F2 Individual Rationality. Each party should receive a reward whose value is at least that of its own data: $\forall i \in N \ r_i \geq v_i$.

F3 Equal-Time Symmetry*. If parties i and j enter the collaboration simultaneously, and the inclusion of party i 's data results in the same improvement to the model quality as that of party j when trained on the aggregated data of any coalition, then both parties should receive rewards of equal value: $\forall i, j \in N \text{ s.t. } i \neq j$,

$$(t_i = t_j) \wedge (\forall C \subseteq N \setminus \{i, j\} \ v_{C \cup \{i\}} = v_{C \cup \{j\}}) \implies r_i = r_j.$$

F4 Equal-Time Desirability*. If parties i and j enter the collaboration simultaneously, and the inclusion of party i 's data improves the model quality more than that of party j when trained on the aggregated data of at least one coalition, without the reverse being true, then party i should receive a reward of higher value than party j : $\forall i, j \in N \text{ s.t. } i \neq j$,

$$(t_i = t_j) \wedge (\exists B \subseteq N \setminus \{i, j\} \ v_{B \cup \{i\}} > v_{B \cup \{j\}}) \\ \wedge (\forall C \subseteq N \setminus \{i, j\} \ v_{C \cup \{i\}} \geq v_{C \cup \{j\}}) \implies r_i > r_j.$$

F5 Uselessness*. If the inclusion of party i 's data fails to improve the model quality when trained on the aggregated data of any coalition, then party i is *useless* and should be assigned a reward with no value: $\forall i \in N$,

$$(\forall C \subseteq N \setminus \{i\} \ v_{C \cup \{i\}} = v_C) \implies r_i = 0.$$

In **F3** and **F4**, we add a pre-condition of equal joining time values to accommodate our perspective that a party who joins earlier may receive a higher reward value. However, our adaptation of **F5** ignores the joining time values to prevent a useless party from unfairly increasing its reward to > 0 by joining earlier, which will disincentivize other parties from sharing data.

F6 Necessity#. If the exclusion of data from either party i or party j renders the model trained on the aggregated data of any remaining coalitions useless, then both parties are *necessary* and should receive rewards of equal value: $\forall i, j \in N \text{ s.t. } i \neq j$,

$$(\forall C \subseteq N \setminus \{i, j\} \ v_C = 0) \implies r_i = r_j.$$

F6 guarantees that parties essential to the success of the collaboration are treated equally despite having different joining time values and datasets.

Justification. A party (e.g., a specialist hospital) may uniquely possess high-quality medical data such that the ML model trained without its data cannot achieve the required accuracy threshold and is untrustworthy and impractical to use [10, 24]. Necessity ensures that a necessary party j is not penalized for joining later. Without necessity, j 's reward could decrease to 0 over time, disincentivizing j from curating high-quality data, joining the collaboration, causing the collaboration to only have value $v_{N \setminus j} = 0$.

F7 Time-based Monotonicity#. When a party i joins the collaboration earlier,⁴ *ceteris paribus*, the value of its reward should not decrease. Let r'_i be the new reward received by party i upon the new joining time values $t' \triangleq (t'_1, \dots, t'_n)$. Then, $\forall i \in N$,

$$(t'_i < t_i) \wedge (\forall j \in N \setminus \{i\} \ t'_j = t_j) \implies r'_i \geq r_i.$$

Remark 4.1 (Time-based Equal-Value Desirability#). A natural consequence of **F3** and **F7** is time-based desirability. That is, if party i joins the collaboration earlier than party j , and party i 's data yields the same improvement in model quality as that of party j , then the value of reward received by party i should not be less than party j : $\forall i, j \in N \text{ s.t. } i \neq j$,

$$(t_i < t_j) \wedge (\forall C \subseteq N \setminus \{i, j\} \ v_{C \cup \{i\}} = v_{C \cup \{j\}}) \implies r_i \geq r_j.$$

To see this, suppose that $t'_j = t_i < t_j$. Then, $r'_j = r_i$ by **F3**, and $r_i = r'_j \geq r_j$ by **F7**. This incentive complements and contrasts with the equal-time symmetry **F3**.

⁴The earliest party j is always assigned $t_j = 0$. Thus, its reward value need not improve from joining earlier.

Remark 4.2 (Reason for *weak* inequality in F7 and Remark 4.1). F5 requires that any useless party i receive a reward of value 0 despite their joining times, i.e., $r'_i = r_i = 0$. F6 requires that necessary parties i, j receive equal rewards despite j joining earlier. Hence, $r'_i > r_i$ and $r_i > r_j$ would not always hold in F7 and Remark 4.1. Instead, we need an additional pre-condition on party i to define time-based *strict* monotonicity F8:

F8 Time-based Strict Monotonicity[#]. Let \mathbb{I}_i indicate if party i 's data yields additional improvement in model quality to that of some coalition comprising only i 's predecessors who joined earlier (i.e., $\{j : t_j < t_i\}$). Formally, $\mathbb{I}_i \triangleq (\exists C \subseteq \{j : t_j < t_i\} \ v_{C \cup \{i\}} > v_C + v_i)$. Any party i who joins the collaboration earlier can receive a reward of higher value if \mathbb{I}_i holds: $\forall i \in N$,

$$\mathbb{I}_i \wedge (t'_i < t_i) \wedge (\forall j \in N \setminus \{i\} \ t'_j = t_j) \implies r'_i > r_i .$$

Remark 4.3 (Significance of \mathbb{I}_i). \mathbb{I}_i guarantees that party i is not useless. When the data valuation function is superadditive (Sec. 5), \mathbb{I}_i guarantees that party i 's Shapley value (at an earlier joining time) would be positive, facilitating the guarantee of F8 in Sec. 6.

In this section, we have designed time-aware incentive conditions F6 to F8 while resolving conflicts (e.g., introduce equal time pre-condition in F3 and F4, only require time-based strict monotonicity in certain cases). **A party may get a higher reward from taking time to curate a higher quality dataset instead of sharing a less valuable dataset as early as possible.** This holds in two key scenarios: (i) when a greater emphasis is placed on data quality relative to joining time in the reward schemes; and (ii) when the parties are necessary parties, i.e., their data are essential for achieving non-zero value collaboration. The next step is to design reward schemes (Sec. 6) that satisfy all these incentives. This is non-trivial as existing frameworks fail to satisfy all incentives.

Failure of the Shapley Value. The Shapley value [48] is a popular CGT concept that rewards each party i with its average marginal contribution ($v_{C \cup \{i\}} - v_C$) across every possible coalition $C \subseteq N \setminus \{i\}$. Given a utility function $v : 2^N \rightarrow \mathbb{R}$ that measures the value of a coalition,

$$\varphi_i(v, N) \triangleq \sum_{C \subseteq N \setminus \{i\}} \frac{|C|!(|N| - |C| - 1)!}{|N|!} (v_{C \cup \{i\}} - v_C) \quad (1)$$

is the Shapley value of i within the grand coalition N . When v is time-agnostic (e.g., the accuracy of a model trained on coalition C), the Shapley value (and CML frameworks [49, 54] that use it directly) and other weighted sum of marginal contributions [25], fails to satisfy the time-aware incentive F8.

Although dividing the Shapley value by the joining time, i.e., $\varphi_i(v, N)/(t_i + 1)$ satisfies F8, other incentives may be violated. To illustrate, consider a two-party collaboration with $v_1 = v_2 = .2$, $v_{\{1,2\}} = 1$ and $t_1 = 4$ and $t_2 = 0$. Party 1's time-weighted Shapley value would be $.5/5 = .1 < v_1$, violating F2. As another example, consider $v_1 = v_2 = 0$ instead. The Shapley values are both $.5$ (satisfying F6) but the time-weighted Shapley values are $r_2 = .5 \neq r_1 = .1$, thus violating F6.

5 Data Valuation in Time-Aware Data Sharing

To achieve the incentives F1 to F8, it is **sufficient** for the data valuation function v to satisfy:

- A1 Non-negativity.** The value of aggregated data in any coalition is non-negative: $\forall C \subseteq N \ v_C \geq 0$.
- A2 Monotonicity.** The inclusion of more parties into a coalition does not decrease the value of the aggregated data: $\forall B \subseteq C \subseteq N \ v_C \geq v_B$.
- A3 Superadditivity.** The value of the aggregated data from two non-overlapping coalitions is no less than the sum of their individual values when the two coalitions are not collaborating: $\forall B, C \subseteq N$ s.t. $B \cap C = \emptyset$, $v_{B \cup C} \geq v_B + v_C$.

A1 and A2 align with the norms [50] in CGT and ML, and hold when non-malicious parties contribute valuable data. Crucially, A3 ensures (i) the formation of the grand coalition with *all* parties [5], (ii) the Shapley value satisfies individual rationality (Lemma F.1) and (iii) our methods (Sec. 6) satisfy the time-aware incentives in Sec. 4. A superadditive data valuation function also makes intuitive sense: When parties with less diverse datasets jointly train and deploy a model, the revenue generated by their model with much-improved performance may exceed the total revenue achievable by the parties operating independently. Examples of data valuation function that satisfy A1 to A3 include:

- **Conditional Information Gain (IG).** The conditional IG measures the informativeness of a coalition's data D_C , conditioned upon the aggregated data from other parties $D_{-C} \triangleq D_{N \setminus C}$. App. D proves that the conditional IG (Eq. 2) satisfies A1 to A3. The IG [49] (Eq. 3) is the reduction in the uncertainty/entropy of the model parameters θ after observing D_C .

$$v_C \triangleq I(\theta; D_C | D_{-C}) = I(\theta; D_C, D_{-C}) - I(\theta; D_{-C}) \quad (2)$$

$$I(\theta; D_C) \triangleq H(\theta) - H(\theta | D_C) \quad (3)$$

- **Dual of Submodular Valuation Function.** Submodular⁵ functions are prevalent in ML [2, 55] and data valuation [50]. For example, IG [49] (3) is monotone submodular. The dual function v of a (submodular) function v' is defined by

$$v(C) \triangleq v'(N) - v'(N \setminus C), \forall C \subseteq N, \quad (4)$$

and measures the *importance/contribution of coalition C to the overall collaboration*. In App. E.1, we show that **the dual of any monotone submodular valuation function satisfies A1 to A3**. This connection is significant as the Shapley value for a valuation function and its dual are equal, i.e., $\varphi_i(v', N) = \varphi_i(v, N)$ — our proposed time-aware framework can be used to decide reward values (e.g., monetary payments) and satisfy time-aware incentives for submodular functions.

Remark 5.1 (Unlearning Data Valuation). The dual valuation function also admits an interpretation from a machine unlearning perspective. Machine unlearning [62] aims to obtain a model trained on subset of the original training data, excluding the data to be unlearned (e.g., harmful or privacy-sensitive data). The dual data value of C is then the difference in performance between the original model and the model obtained after unlearning C . This **performance-drop notion of data value can better capture the indispensability of certain data points**, as these data are often crucial for pushing model performance beyond a high baseline (e.g., from 95% to 98%), whereas most data suffice to reach a decent performance (e.g., from 10% to 70%). Although the dual data value differs from the original data value, as we show in App. E.2, **the Shapley values computed using the dual valuation function and the original valuation function are identical**. This equivalence makes it possible to utilize efficient machine unlearning methods [40] to approximate Shapley-based data values without retraining.

Remark 5.2 (Incentives for the Dual). The dual valuation function provides alternative insights into the incentives proposed in Sec. 4. For example, instead of receiving a more valuable reward than a party's original data, individual rationality F2 can be interpreted as a party's reward must be more indispensable (to the grand coalition with value $v'(N)$) than its original data. We defer the relevant proofs and interpretations regarding the dual valuation function to App. E.3.

6 Time-Aware Reward Schemes

This section introduces two time-aware methods (Fig. 2) that consider the joining time values t . The two methods: *time-aware reward cumulation* (Sec. 6.1) and *time-aware data valuation* (Sec. 6.2) differ on whether the time consideration is introduced after or before using the Shapley value.

6.1 Time-Aware Reward Cumulation

To incorporate the time information into the reward distribution stage, we consider each time interval as a separate collaboration among parties present during that interval. Specifically, let $N_\tau \triangleq \{i \in N : t_i \leq \tau\}$ denote the set of parties who join the collaboration before time value $\tau \in \mathbb{Z}_{\geq 0}$. At time value τ , any party $j \notin N_\tau$ is assumed to train a model alone and the collaboration is described by the valuation function restricted to the coalitions in N_τ , that is, $v_{(\cdot)}^{(\tau)} : 2^{N_\tau} \rightarrow \mathbb{R}$ such that $v_C^{(\tau)} = v_C, \forall C \subseteq N_\tau$.

Theorem 6.1. *For each party $i \in N$, its Shapley value at time value τ , $\varphi_i^{(\tau)} \triangleq \varphi_i(v_{(\cdot)}^{(\tau)}, N_\tau)$ if $i \in N_\tau$ and v_i otherwise. Let the weight of time interval t be $w^{(t)} \triangleq \beta^t / \sum_{\tau=0}^T \beta^\tau$ where $\beta > 0$ is a tunable parameter and $T \triangleq \max_{i \in N} t_i$. The reward value $r_i \triangleq \sum_{\tau=0}^T w^{(\tau)} \varphi_i^{(\tau)}$ satisfies F1 to F8.*

The weights are normalized to ensure feasibility (i.e., $r_i \leq v_N \forall i \in N$ as the model rewards cannot be better than the model trained on all parties' data). **The mediator can set β to control**

⁵A valuation function is submodular if $\forall i \in N \ \forall C \subseteq C' \subseteq N \setminus \{i\} \ v_{C' \cup \{i\}} - v_{C'} \leq v_{C \cup \{i\}} - v_C$.

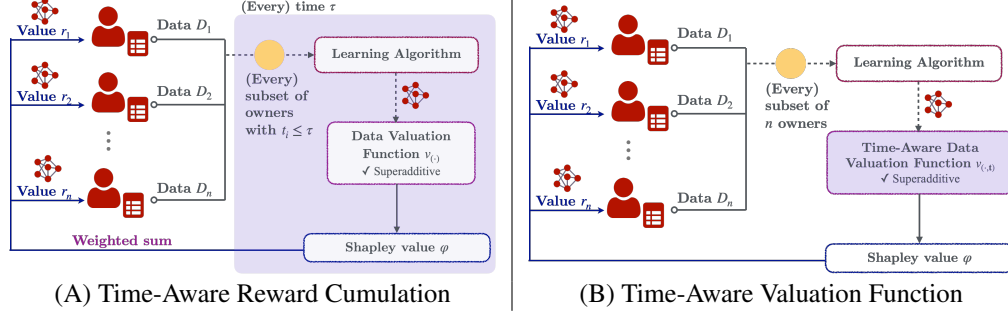


Figure 2: Overview of our proposed methods. (A) We partition the collaboration period into time intervals and consider separate cooperative games for each, rewarding parties via a weighted sum of the corresponding Shapley values (Sec. 6.1). (B) We propose a new time-aware data valuation function and directly use the resulting Shapley values as the reward values (Sec. 6.2).

the emphasis on joining times and time-aware incentives. As β increases, the weight of $\varphi_i^{(\tau)}$ increases for later time intervals; thus, there is less emphasis on the joining times of parties. Conversely, as β decreases, more weight is placed on the earlier time intervals. In fact, as $\beta \rightarrow \infty$, the reward value $r_i \rightarrow \varphi_i^{(T)}$, which coincides with the Shapley value when all parties have joined, thus no time information is accounted for. The proof of Theorem 6.1 can be found in App. F.1.

Remark 6.2 (Efficient Estimation due to Linearity). Instead of computing the Shapley value T times, it is possible to exploit the linearity property of the Shapley value to express r_i as the Shapley value of one valuation function defined on all subsets of N : $\nu_C^{(\tau)} \triangleq v_{C \cap N_\tau} + \sum_{j \in C \setminus N_\tau} v_j$, i.e., $r_i \triangleq \varphi_i(\sum_{\tau=0}^T w^{(\tau)} \nu_{(\cdot)}^{(\tau)}, N)$. This reduction allows our time-aware reward cumulation method to be combined with other Shapley value approximation methods [46, 21] for efficient estimation. Our time-aware setting only increases the computational complexity by a factor of at most n (the maximum number of unique joining times).

6.2 Time-Aware Data Valuation

The next method replaces the data valuation function $v_{(\cdot)}$ with a time-aware data valuation function $v_{(\cdot, t)}$ and makes use of propositions from [35] in the CGT literature. [35] has proposed that when v is superadditive and parties have different cooperative levels (denoted by the vector $\lambda \triangleq (\lambda_i)_{i=1}^n \in [0, 1]^n$), the Shapley value computed based on

$$v_{C, \lambda} = \sum_{T \subseteq C, |T| \geq 2} d(v, T) \min_{i \in T} \{\lambda_i\} + \sum_{i \in C} d(v, \{i\}),$$

satisfies monotonicity (i.e., as λ_i increases, $\varphi_i(v_{(\cdot, \lambda)}, N)$ also increases). Here, the Harsanyi dividend [14] $d(v, T) = v_T - \sum_{S \subsetneq T} d(v, S)$ measures the unique contribution of coalition T after removing the contributions of its sub-coalitions [56].⁶ We provide a detailed discussion of their results in App. F.2. In our work, we define party i 's cooperative level by how early it joins. Formally,

Theorem 6.3. For each party $i \in N$, let party i 's cooperative ability $\lambda_i \triangleq e^{-\gamma t_i}$ where t_i is the time value when i joined and $\gamma \in (0, 1]$ is a tunable parameter. The time-aware data valuation function is

$$v_{C, t} \triangleq \sum_{T \subseteq C, |T| \geq 2} d(v, T) \min_{i \in T} \{e^{-\gamma t_i}\} + \sum_{i \in C} d(v, \{i\}) \quad (5)$$

for all $C \subseteq N$. When v is non-negative and superadditive, $v_{(\cdot, t)}$ is also superadditive. Rewarding based on the Shapley value, i.e., $r_i \triangleq \varphi_i(v_{(\cdot, t)}, N)$ satisfies F1 to F8.

The mediator can set γ to control the emphasis on joining times and time-aware incentives. When $\gamma = 0$, the joining time does not matter and every party will have the maximum cooperative level of 1. As γ increases, the joining time has a larger influence on data values.

⁶The dividend is 0 for empty coalitions, i.e., $d(v, \emptyset) = 0$.

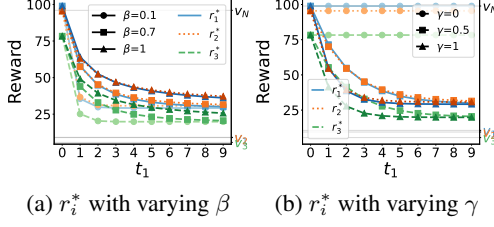
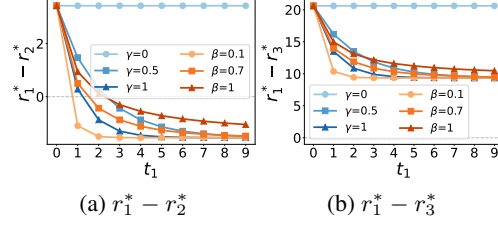


Figure 3: Graphs of r_i^* vs. t_1 with the Friedman dataset using methods in (a) Sec. 6.1 (b) Sec. 6.2.



For $\gamma > 0$, party i only attains the maximum cooperative level of 1 when $t_i = 0$. As t_i increases, party i 's cooperative level shrinks towards 0. Thus, the monotonicity property implies that the reward value would decrease. We provide proof of Theorem 6.3 and efficient computation of Eq. (5) in App. F. Similar to the previous approach, this method retains the computational benefits of efficient approximation, and the time-aware setting only increases the complexity by a factor of at most n .

6.3 Reward Realization

Multiplying the reward values $(r_i)_{i \in N}$ by a positive factor $\rho \geq 1$ still satisfies incentives F1 to F8. This allows us to exploit the freely replicable nature of data by training models with varying qualities to realize values $r_i^* \triangleq \rho r_i$ where $\rho = v_N / \max_{i \in N} \varphi_i(v, N)$. The adjusted values $(r_i^*)_{i \in N}$ ensure that in the time-agnostic case, at least one party is guaranteed to receive a reward equivalent to the best-performing model trained on all aggregated data, i.e., when $t_i = 0 \forall i \in N, \exists i \in N, r_i^* = v_N$ (weak efficiency incentive in [49]).

We adopt two approaches to realize the reward values: the *likelihood tempering* method and the *subset selection* method. The former assigns party i a model reward (posterior) p_i^* that is updated using its own likelihood and the tempered likelihood of other parties' data (as in [51]). This method can realize the rewards *exactly* and is suitable when conditional IG is used as the data valuation function. The latter assigns party i a model reward that is only updated on a discrete subset of the aggregated data. Although this latter method can only realize the rewards *approximately*, it is applicable to all data valuation functions. More detailed descriptions of both methods can be found in App. G.

7 Experiments and Discussion

This section empirically illustrates the properties of our proposed reward schemes using (a) the synthetic Friedman dataset with 6 input features [11], (b) the *Californian housing* (CaliH) dataset [44] with 8 input features, and (c) the MNIST dataset [7] of handwritten digit images (28×28 pixels). We employ the *Gaussian process* (GP) regression [59] model for Friedman and CaliH datasets and *neural network* (NN) for the MNIST dataset. In (a) and (b), each party's data value is measured by conditional IG. In (c), each party's data value is the dual⁷ of the validation accuracy, i.e., given the validation accuracy $v'(D)$ of the model trained on D , $v(D_i) = v'(D_N) - v'(D_N \setminus D_i)$. Next, each party gets a model reward p_i^* generated by likelihood tempering (a, b) or subset selection (c). We also report the model performance evaluated by *mean negative log probability* (MNLP), defined as $1/|D_{\text{val}}| \cdot \sum_{(\mathbf{x}, y) \in D_{\text{val}}} -\log p_i^*(y|\mathbf{x})$ where D_{val} is the validation set. In (c), MNLP equals to the cross-entropy loss on D_{val} . A lower MNLP indicates better model performance. Following [49, 51], we consider $n = 3$ parties in our main paper (and $n = 10$ parties in App. H.6). Party i 's reward depends on both its joining time t_i and data value v_i . To explore the impact of joining times on rewards, we increase t_1 from 0 while keeping $t_2 = t_3 = 0$. For (a) and (b), we indirectly control party i 's valuation v_i by varying the number of data points n_i . Each party's data D_i is randomly sampled (without replacement) from D_{train} . When all parties draw data uniformly from the same distribution (but do not have sufficient data to achieve the best model performance), the number of data points is positively correlated with the data values, i.e., $n_1 > n_2$ typically leads to $v_1 > v_2$, allowing us to demonstrate desirability (F4). For (c), we vary each party's data value by restricting the labels of their data. **For baselines, we compare against the Shapley value, the standard approach in**

⁷As the accuracy is approximately submodular, its dual satisfies the properties outlined in Sec. 5.

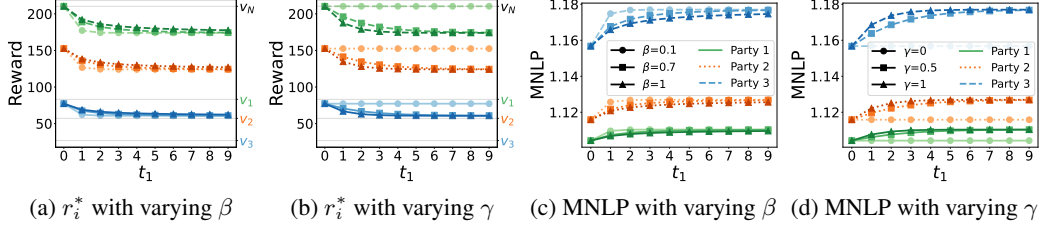


Figure 5: Graphs of (a, b) reward values and (c, d) MNLP vs. joining time t_1 on the CaliH dataset.

incentive-aware CML without incorporating joining time information [49, 43]. It is a special case of our methods when $\gamma = 0$ for time-aware data valuation and $\beta \rightarrow \infty$ for time-aware reward accumulation and correspond to horizontal lines in our experimental results (e.g., Fig. 3b)—Shapley value-based rewards remain constant regardless of joining time and do not satisfy incentive F8.

Overview of Observations. All experiments using both reward schemes show the satisfaction of incentives: (i) All parties benefit from collaboration and receive rewards more valuable than their own data (F2). (ii) When a party delays its participation, *ceteris paribus*, it receives a model with worse performance (F8). In the time-agnostic case, (iii) parties with higher Shapley values φ_i (usually reflected as higher data values v_i) receive models with better performance (F4) and (iv) there is always one party who receives the best model with value v_N (weak efficiency). **Friedman Dataset** ($n_1 = n_2 > n_3$). In Figs. 3-6, we sample parties' data from the Friedman dataset, creating a scenario where $v_1 = 10.58$ is close to $v_2 = 9.43$, while $v_3 = 5.48$ is significantly smaller. When $t_1 = t_2 = t_3 = 0$, the Shapley values are $\varphi_1 = 35.88, \varphi_2 = 34.64, \varphi_3 = 28.40$, with party 1 receiving model with the highest possible value v_N , as seen in Fig. 3. As party 1 joins later (t_1 increases), Fig. 3 shows that its reward r_1^* decreases as a disincentive for joining late. While F8 only stipulates a decrease in r_1^* , we also see a drop in r_2^* and r_3^* . This is because other parties receive benefits from party 1's collaboration for a shorter duration, resulting in lower total rewards. However, each party is still guaranteed individual rationality (F2), i.e., all parties receive rewards at least as valuable as their own data (plotted as grey horizontal lines in Fig. 3).

Next, we investigate the impact of a party's joining time value (e.g., t_1) on the difference of its reward value with others (e.g., $r_1^* - r_2^*$ and $r_1^* - r_3^*$). When the gap between parties' data values are small and $\gamma > 0$ ⁸, the effect of the joining time values is dominant. Although party 1 possesses more valuable data ($v_1 > v_2$), in Fig. 4a, we observe that party 1 receives a lower reward than party 2 ($r_1^* - r_2^* < 0$) when it joins too late. When $\beta = 1$ and $\gamma = 0.5$, party 1 receives lower reward than party 2 if it joins at $t_1 \geq 3$. When $\beta = 0.7$ and $\gamma = 1$, party 1 receives lower reward if it joins at $t_1 \geq 2$ and $r_1^* - r_2^*$ decreases faster. Thus, we observe that using a smaller β or a larger γ will increase the emphasis on earlier participation and time-based desirability.

However, when there is a significant gap between the data values of two parties (e.g., $v_3 \ll v_1$), Fig. 4b shows that party 1 would always receive a higher reward than party 3 despite joining later (i.e., $r_1^* - r_3^* > 0$). Thus, our time-aware framework balances the consideration of data values and time values and encourages all parties to both curate high-quality data and join earlier to receive higher rewards. We further verify in Fig. 6 that models with higher reward values r_i also have better predictive performance.

CaliH Dataset ($n_1 > n_2 > n_3$). We construct a different scenario with CaliH dataset with significant gaps between the data values ($v_1 = 83.15, v_2 = 57.17, v_3 = 26.86$). We report conditional IG and MNLP of the received rewards using both reward schemes in Fig. 5. We observe that the value of

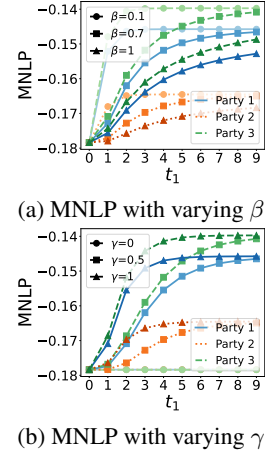


Figure 6: Graphs of MNLP vs. t_1 on Friedman dataset using (a) time-aware reward accumulation and (b) time-aware data valuation.

⁸When $\gamma = 0$, $v_{C,t} = v_C$. The reward values of all parties are time-agnostic and constant across the time values, resulting in the horizontal $\gamma = 0$ lines in Figs. 3-4.

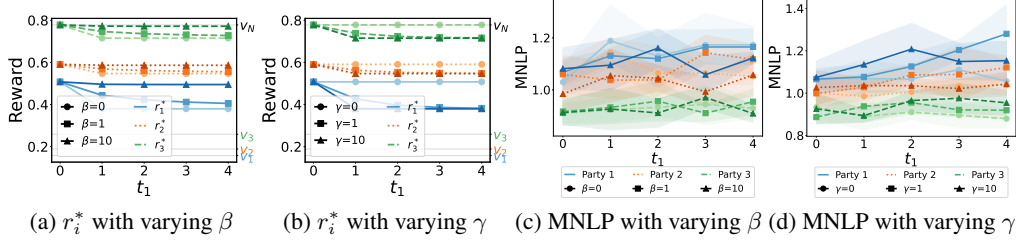


Figure 7: Graphs of (a, b) reward values r_i^* and (c, d) MNLP (averaged over 6 independent realization with standard deviation shaded) vs. different joining time value t_1 on the MNIST dataset.

rewards always exceeds the value of each party’s own data. In addition, the model performance of party 1 decreases as it joins later. These observations are in line with incentives **F2** and **F8**. Lastly, there is no change in the ranking of each party’s rewards across all joining times, as the large gaps between the data values outweigh the benefits of earlier participation.

MNIST Dataset. Each party has access only to data with a limited subset of labels (see App. **H**) and has data values $v_1=0.16, v_2=0.19, v_3=0.26$. Fig. 7 reports assigned rewards and reward model performance under both reward schemes. Our reward values adhere to the desiderata in Sec. 4: all assigned rewards outperform individual values (**F2**), and rewards decrease when joining later (**F8**). Reward model performance generally declines with later joining times, and party 3, receiving the highest reward, achieves the lowest MNLP, thereby penalizing late joiners and encouraging high-quality data curation. However, the trend is not strictly monotonic, likely due to approximation errors in subset selection and randomness in NN training. Nevertheless, this does not contradict our theoretical results. Our theoretical results are only for the reward values (Fig. 7a-b) and in Fig. 7c-d, we are optionally examining the impact on MNLP (another measure of model performance) when using the subset selection reward realization mechanism.

8 Conclusion

This paper seeks to encourage parties to join data sharing collaboration early and curate high-quality data. To this end, we define time-aware incentives that complement existing fairness incentives and propose two time-aware reward schemes that satisfy all incentives, and have parameters to control the emphasis on joining times and earlier participation. Our empirical evaluations show that the incentives hold with respect to the data valuation function and the model predictive performance. We discuss the limitations of our work in App. **C**, focusing on computational efficiency and privacy.

Acknowledgments and Disclosure of Funding

This research/project is supported by the National Research Foundation, Singapore under its AI Singapore Programme (AISG Award No: AISG3-RP-2022-029). This research is supported by the National Research Foundation (NRF), Prime Minister’s Office, Singapore under its Campus for Research Excellence and Technological Enterprise (CREATE) programme. The Mens, Manus, and Machina (M3S) is an interdisciplinary research group (IRG) of the Singapore MIT Alliance for Research and Technology (SMART) centre. Jiangwei Chen is supported by the Institute for Infocomm Research (I²R), Agency for Science, Technology and Research (A*STAR). We would like to thank the anonymous reviewers and the AC for their helpful and constructive feedback.

References

- [1] Anish Agarwal, Munther Dahleh, and Tuhin Sarkar. A marketplace for data: An algorithmic solution. In *Proc. EC*, pages 701–726, 2019.
- [2] Jeff A. Bilmes. Submodularity and adaptation. In *IEEE Workshop on Automatic Speech Recognition & Understanding (ASRU)*, pages 249–249, 2007.

- [3] Sylvain Béal, Marc Deschamps, Catherine Refait-Alexandre, and Guillaume Sekli. Early contributors, cooperation and fair rewards in crowdfunding. Working Papers 2022-07, CRESE, 2022.
- [4] Timothy N. Cason, Alex Tabarrok, and Robertas Zubrickas. Early refund bonuses increase successful crowdfunding. *Games and Economic Behavior*, 129:78–95, September 2021.
- [5] Georgios Chalkiadakis, Edith Elkind, and Michael Wooldridge. *Computational aspects of cooperative game theory*. Morgan & Claypool Publishers, 2011. Synthesis Lectures on Artificial Intelligence and Machine Learning.
- [6] Thomas M. Cover. *Elements of information theory*. John Wiley & Sons, 1999.
- [7] Li Deng. The MNIST database of handwritten digit images for machine learning research. *IEEE Signal Processing Magazine*, 29(6):141–142, 2012.
- [8] Jeffrey M. Drazen, Stephen Morrissey, Debra Malina, Mary Beth Hamel, and Edward W. Campion. The importance — and the complexities — of data sharing. *New England Journal of Medicine*, 375(12):1182–1183, September 2016.
- [9] Bradley Efron, Trevor Hastie, Iain Johnstone, and Robert Tibshirani. Least angle regression. *Annals of Statistics*, 32(2):407–499, April 2004.
- [10] Mehran Farajollahi and Ali Modaberi. Can ChatGPT pass the “iranian endodontics specialist board” exam? *Iranian Endodontic Journal*, 18(3):192, June 2023.
- [11] Jerome H. Friedman. Multivariate adaptive regression splines. *Annals of Statistics*, 19(1):1–67, March 1991.
- [12] Yaoxin Ge, Yao Zhang, Dengji Zhao, Zhihao Gavin Tang, Hu Fu, and Pinyan Lu. Incentives for early arrival in cooperative games. In *Proc. AAMAS*, pages 651–659, 2024.
- [13] Amirata Ghorbani and James Zou. Data Shapley: Equitable valuation of data for machine learning. In *Proc. ICML*, pages 2242–2251, 2019.
- [14] John C. Harsanyi. A bargaining model for the cooperative n -person game. In Albert William Tucker and Robert Duncan Luce, editors, *Contributions to the theory of games*, volume IV, pages 325–356. Princeton Univ. Press, 1959.
- [15] Judd Randolph Heckman, Erin Laurel Boehmer, Elizabeth Hope Peters, Milad Davaloo, and Nikhil Gopinath Kurup. A pricing model for data markets. In *iConference 2015 Proceedings*, 2015.
- [16] George C. Homans. *Social behavior: Its elementary forms*. Harcourt Brace Jovanovich, revised edition, 1974.
- [17] Ashley M. Hopkins, Andrew Rowland, and Michael J. Sorich. Data sharing from pharmaceutical industry sponsored clinical studies: Audit of data availability. *BMC Medicine*, 16:165, September 2018.
- [18] Lihua Huang, Yifan Dou, Yezheng Liu, Jinzhao Wang, Gang Chen, Xiaoyang Zhang, and Runyin Wang. Toward a research framework to conceptualize data as a factor of production: The data marketplace perspective. *Fundamental Research*, 1(5):586–594, September 2021.
- [19] Tim Hulsen. Sharing is caring — data sharing initiatives in healthcare. *International Journal of Environmental Research and Public Health*, 17(9):3046, April 2020.
- [20] IMDA. Trusted data sharing framework. Technical report, Infocomm Media Development Authority of Singapore, 2019.
- [21] Ruoxi Jia, David Dao, Boxin Wang, Frances Ann Hubis, Nick Hynes, Nezihe Merve Gürel, Bo Li, Ce Zhang, Dawn Song, and Costas J. Spanos. Towards efficient data valuation based on the Shapley value. In *Proc. AISTATS*, pages 1167–1176, 2019.

- [22] Sai Praneeth Karimireddy, Wenshuo Guo, and Michael Jordan. Mechanisms that incentivize data sharing in federated learning. In *Proc. NeurIPS Workshop on Federated Learning: Recent Advances and New Challenges*, 2022.
- [23] Alex Krizhevsky. Learning multiple layers of features from tiny images. Technical report, University of Toronto, 2009. URL <https://www.cs.toronto.edu/~kriz/learning-features-2009-TR.pdf>.
- [24] Jakub Kufel, Iga Paszkiewicz, Michał Bielówka, Wiktoria Bartnikowska, Michał Janik, Magdalena Stencel, Łukasz Czogalik, Katarzyna Gruszczyńska, and Sylwia Mielcarska. Will ChatGPT pass the polish specialty exam in radiology and diagnostic imaging? insights into strengths and limitations. *Polish Journal of Radiology*, 88:e430–e434, 2023.
- [25] Yongchan Kwon and James Zou. Beta Shapley: A unified and noise-reduced data valuation framework for machine learning. In *Proc. AISTATS*, pages 8780–8802, 2022.
- [26] Li Li, Yuxi Fan, Mike Tse, and Kuo-Yi Lin. A review of applications in federated learning. *Computers & Industrial Engineering*, 149:106854, November 2020.
- [27] Tian Li, Maziar Sanjabi, Ahmad Beirami, and Virginia Smith. Fair resource allocation in federated learning. In *Proc. ICLR*, 2020.
- [28] Tian Li, Shengyuan Hu, Ahmad Beirami, and Virginia Smith. Ditto: Fair and robust federated learning through personalization. In *Proc. ICML*, pages 6357–6368, 2021.
- [29] Weida Li and Yaoliang Yu. Faster approximation of probabilistic and distributional values via least squares. In *Proc. ICLR*, 2024.
- [30] Xiaoqiang Lin, Xinyi Xu, See-Kiong Ng, Chuan-Sheng Foo, and Bryan Kian Hsiang Low. Fair yet asymptotically equal collaborative learning. In *Proc. ICML*, pages 21223–21259, 2023.
- [31] Ying-Chun Lin, Chi-Hsuan Huang, Chu-Cheng Hsieh, Yu-Chen Shu, and Kun-Ta Chuang. Monetary discount strategies for real-time promotion campaign. In *Proc. WWW*, page 1123–1132, 2017.
- [32] Jie Liu, Peizheng Wang, and Chao Wu. Data valuation: The partial ordinal Shapley value for machine learning. arxiv:2305.01660, 2023.
- [33] Bernard Lo and Steven N. Goodman. Sharing clinical research data—finding the right balance. *JAMA Internal Medicine*, 177(9):1241–1242, September 2017.
- [34] Greg Manson. WSU to lead new research institute to apply artificial intelligence innovations to farming. *The Spokesman-Review*, July 2021.
- [35] Conrado M. Manuel and Daniel Martín. A monotonic weighted Shapley value. *Group Decision and Negotiation*, 29:627–654, 2020.
- [36] Simone Marinesi, Karan Girotra, and Serguei Netessine. The operational advantages of threshold discounting offers. *Management Science*, 64(6):2690–2708, 2018.
- [37] Michael Maschler, Bezalel Peleg, and Lloyd S. Shapley. Characterization of the kernels of convex games. Research program in game theory and mathematical economics, research memorandum no. 36, Department of Mathematics, Hebrew University of Jerusalem, July 1968.
- [38] H. Brendan McMahan, Eider Moore, Daniel Ramage, Seth Hampson, and Blaise Agüera y Arcas. Communication-efficient learning of deep networks from decentralized data. In *Proc. AISTATS*, pages 1273–1282, 2017.
- [39] Microsoft. [MS-DTYP]: FILETIME. https://learn.microsoft.com/en-us/openspecs/windows_protocols/ms-dtyp/2c57429b-fdd4-488f-b5fc-9e4cf020fcdf, 2024. Accessed: 2024-01-23.
- [40] Seth Neel, Aaron Roth, and Saeed Sharifi-Malvajerdi. Descent-to-delete: Gradient-based methods for machine unlearning. In *Proc. ALT*, volume 132, pages 931–962, June 2021.

- [41] Quoc Phong Nguyen, Bryan Kian Hsiang Low, and Patrick Jaillet. Trade-off between payoff and model rewards in Shapley-fair collaborative machine learning. In *Proc. NeurIPS*, pages 30542–30553, 2022.
- [42] Mina Nouri-Harzvili and Seyyed-Mahdi Hosseini-Motlagh. Dynamic discount pricing in online retail systems: Effects of post-discount dynamic forces. *Expert Syst. Appl.*, 232(120864), December 2023.
- [43] Olga Ohrimenko, Shruti Tople, and Sebastian Tschischek. Collaborative machine learning markets with data-replication-robust payments. arXiv:1911.09052, 2019.
- [44] R Kelley Pace and Ronald Barry. Sparse spatial autoregressions. *Statistics & Probability Letters*, 33(3):291–297, May 1997.
- [45] Gowri Sankar Ramachandran, Rahul Radhakrishnan, and Bhaskar Krishnamachari. Towards a decentralized data marketplace for smart cities. In *IEEE International Smart Cities Conference (ISC2)*, pages 1–8, 2018.
- [46] Benedek Rozemberczki, Lauren Watson, Péter Bayer, Hao-Tsung Yang, Oliver Kiss, Sebastian Nilsson, and Rik Sarkar. The Shapley value in machine learning. In *Proc. IJCAI*, pages 5572–5579, 2022.
- [47] Reinhard Selten. The equity principle in economic behavior. In H. W. Gottinger and W. Leinfellner, editors, *Decision Theory and Social Ethics: Issues in Social Choice*, volume 17 of *Theory and Decision Library*, pages 289–301. Springer, Dordrecht, 1978.
- [48] Lloyd S. Shapley. A value for n -person games. In H. W. Kuhn and A. W. Tucker, editors, *Contributions to the Theory of Games*, volume 2, pages 307–317. Princeton Univ. Press, 1953.
- [49] Rachael Hwee Ling Sim, Yehong Zhang, Mun Choon Chan, and Bryan Kian Hsiang Low. Collaborative machine learning with incentive-aware model rewards. In *Proc. ICML*, pages 8927–8936, 2020.
- [50] Rachael Hwee Ling Sim, Xinyi Xu, and Bryan Kian Hsiang Low. Data valuation in machine learning: “ingredients”, strategies, and open challenges. In *Proc. IJCAI*, pages 5607–5614, 2022.
- [51] Rachael Hwee Ling Sim, Yehong Zhang, Trong Nghia Hoang, Xinyi Xu, Bryan Kian Hsiang Low, and Patrick Jaillet. Incentives in private collaborative machine learning. In *Proc. NeurIPS*, 2023.
- [52] Tianshu Song, Yongxin Tong, and Shuyue Wei. Profit allocation for federated learning. In *IEEE International Conference on Big Data*, pages 2577–2586, 2019.
- [53] Konstantina Spanaki, Erisa Karafilis, and Stella Despoudi. Ai applications of data sharing in agriculture 4.0: A framework for role-based data access control. *International Journal of Information Management*, 59:102350, August 2021.
- [54] Sebastian Shenghong Tay, Xinyi Xu, Chuan Sheng Foo, and Bryan Kian Hsiang Low. Incentivizing collaboration in machine learning via synthetic data rewards. In *Proc. AAAI*, pages 9448–9456, 2022.
- [55] Ehsan Tohidi, Rouhollah Amiri, Mario Coutino, David Gesbert, Geert Leus, and Amin Karbasi. Submodularity in action: From machine learning to signal processing applications. *IEEE Signal Processing Magazine*, 37(5):120–133, September 2020.
- [56] René van den Brink, René Levínský, and Miroslav Zelený. The shapley value, the proper shapley value, and sharing rules for cooperative ventures. *Operations Research Letters*, 48(1): 55–60, January 2020.
- [57] Tianhao Wang, Johannes Rausch, Ce Zhang, Ruoxi Jia, and Dawn Song. A principled approach to data valuation for federated learning. In Q. Yang, L. Fan, and H. Yu, editors, *Federated Learning: Privacy and Incentive*, volume 12500 of *Lecture Notes in Computer Science*, pages 153–167. Springer, Cham, 2020.

- [58] Kang Wei, Jun Li, Ming Ding, Chuan Ma, Howard H. Yang, Farhad Farokhi, Shi Jin, Tony Q. S. Quek, and H. Vincent Poor. Federated learning with differential privacy: Algorithms and performance analysis. *IEEE Transactions on Information Forensics and Security*, 15:3454–3469, 2020.
- [59] Christopher KI Williams and Carl Edward Rasmussen. *Gaussian processes for machine learning*. MIT press, 2006.
- [60] Zhaoxuan Wu, Yao Shu, and Bryan Kian Hsiang Low. DAVINZ: Data valuation using deep neural networks at initialization. In *Proc. ICML*, pages 24150–24176, 2022.
- [61] Zhaoxuan Wu, Mohammad Mohammadi Amiri, Ramesh Raskar, and Bryan Kian Hsiang Low. Incentive-aware federated learning with training-time model rewards. In *Proc. ICLR*, 2024.
- [62] Heng Xu, Tianqing Zhu, Lefeng Zhang, Wanlei Zhou, and Philip S Yu. Machine unlearning: A survey. *ACM Comput. Surv.*, 56(1):1–36, August 2023.
- [63] Xinyi Xu, Lingjuan Lyu, Xingjun Ma, Chenglin Miao, Chuan Sheng Foo, and Bryan Kian Hsiang Low. Gradient driven rewards to guarantee fairness in collaborative machine learning. In *Proc. NeurIPS*, pages 16104–16117, 2021.
- [64] Xinyi Xu, Zhaoxuan Wu, Chuan Sheng Foo, and Bryan Kian Hsiang Low. Validation free and replication robust volume-based data valuation. In *Proc. NeurIPS*, pages 10837–10848, 2021.
- [65] Chen Zhang, Yu Xie, Hang Bai, Bin Yu, Weihong Li, and Yuan Gao. A survey on federated learning. *Knowledge-Based Systems*, 216:106775, March 2021.

NeurIPS Paper Checklist

1. Claims

Question: Do the main claims made in the abstract and introduction accurately reflect the paper's contributions and scope?

Answer: [\[Yes\]](#)

Justification: Our claims are supported by both theoretical and empirical evidence. The theoretical evidence is provided in Sec. 6 and App. F. The empirical evidence is provided in Sec. 7 and App. H.

Guidelines:

- The answer NA means that the abstract and introduction do not include the claims made in the paper.
- The abstract and/or introduction should clearly state the claims made, including the contributions made in the paper and important assumptions and limitations. A No or NA answer to this question will not be perceived well by the reviewers.
- The claims made should match theoretical and experimental results, and reflect how much the results can be expected to generalize to other settings.
- It is fine to include aspirational goals as motivation as long as it is clear that these goals are not attained by the paper.

2. Limitations

Question: Does the paper discuss the limitations of the work performed by the authors?

Answer: [\[Yes\]](#)

Justification: We discuss the limitations of our work in App. C.

Guidelines:

- The answer NA means that the paper has no limitation while the answer No means that the paper has limitations, but those are not discussed in the paper.
- The authors are encouraged to create a separate "Limitations" section in their paper.
- The paper should point out any strong assumptions and how robust the results are to violations of these assumptions (e.g., independence assumptions, noiseless settings, model well-specification, asymptotic approximations only holding locally). The authors should reflect on how these assumptions might be violated in practice and what the implications would be.
- The authors should reflect on the scope of the claims made, e.g., if the approach was only tested on a few datasets or with a few runs. In general, empirical results often depend on implicit assumptions, which should be articulated.
- The authors should reflect on the factors that influence the performance of the approach. For example, a facial recognition algorithm may perform poorly when image resolution is low or images are taken in low lighting. Or a speech-to-text system might not be used reliably to provide closed captions for online lectures because it fails to handle technical jargon.
- The authors should discuss the computational efficiency of the proposed algorithms and how they scale with dataset size.
- If applicable, the authors should discuss possible limitations of their approach to address problems of privacy and fairness.
- While the authors might fear that complete honesty about limitations might be used by reviewers as grounds for rejection, a worse outcome might be that reviewers discover limitations that aren't acknowledged in the paper. The authors should use their best judgment and recognize that individual actions in favor of transparency play an important role in developing norms that preserve the integrity of the community. Reviewers will be specifically instructed to not penalize honesty concerning limitations.

3. Theory assumptions and proofs

Question: For each theoretical result, does the paper provide the full set of assumptions and a complete (and correct) proof?

Answer: [Yes]

Justification: Most of our theoretical results are related to the Shapley value and characteristic/valuation function. The sufficient conditions of the characteristic functions for our methods are discussed in Sec. 5. The relevant proofs about the characteristic functions are provided in App. D and App. E. The complete proofs of theorems are provided in App. F, which do not require more assumptions than what have been discussed in Sec. 5.

Guidelines:

- The answer NA means that the paper does not include theoretical results.
- All the theorems, formulas, and proofs in the paper should be numbered and cross-referenced.
- All assumptions should be clearly stated or referenced in the statement of any theorems.
- The proofs can either appear in the main paper or the supplemental material, but if they appear in the supplemental material, the authors are encouraged to provide a short proof sketch to provide intuition.
- Inversely, any informal proof provided in the core of the paper should be complemented by formal proofs provided in appendix or supplemental material.
- Theorems and Lemmas that the proof relies upon should be properly referenced.

4. Experimental result reproducibility

Question: Does the paper fully disclose all the information needed to reproduce the main experimental results of the paper to the extent that it affects the main claims and/or conclusions of the paper (regardless of whether the code and data are provided or not)?

Answer: [Yes]

Justification: All datasets used in the paper are publicly accessible, we have also uploaded the code and instructions needed to reproduce the results in the supplementary materials.

Guidelines:

- The answer NA means that the paper does not include experiments.
- If the paper includes experiments, a No answer to this question will not be perceived well by the reviewers: Making the paper reproducible is important, regardless of whether the code and data are provided or not.
- If the contribution is a dataset and/or model, the authors should describe the steps taken to make their results reproducible or verifiable.
- Depending on the contribution, reproducibility can be accomplished in various ways. For example, if the contribution is a novel architecture, describing the architecture fully might suffice, or if the contribution is a specific model and empirical evaluation, it may be necessary to either make it possible for others to replicate the model with the same dataset, or provide access to the model. In general, releasing code and data is often one good way to accomplish this, but reproducibility can also be provided via detailed instructions for how to replicate the results, access to a hosted model (e.g., in the case of a large language model), releasing of a model checkpoint, or other means that are appropriate to the research performed.
- While NeurIPS does not require releasing code, the conference does require all submissions to provide some reasonable avenue for reproducibility, which may depend on the nature of the contribution. For example
 - (a) If the contribution is primarily a new algorithm, the paper should make it clear how to reproduce that algorithm.
 - (b) If the contribution is primarily a new model architecture, the paper should describe the architecture clearly and fully.
 - (c) If the contribution is a new model (e.g., a large language model), then there should either be a way to access this model for reproducing the results or a way to reproduce the model (e.g., with an open-source dataset or instructions for how to construct the dataset).
 - (d) We recognize that reproducibility may be tricky in some cases, in which case authors are welcome to describe the particular way they provide for reproducibility. In the case of closed-source models, it may be that access to the model is limited in

some way (e.g., to registered users), but it should be possible for other researchers to have some path to reproducing or verifying the results.

5. Open access to data and code

Question: Does the paper provide open access to the data and code, with sufficient instructions to faithfully reproduce the main experimental results, as described in supplemental material?

Answer: [Yes]

Justification: All datasets used in the paper are publicly accessible, we have also uploaded the code and instructions needed to reproduce the results in the supplementary materials. Once the blind review period is over, we will open-source our code and instructions.

Guidelines:

- The answer NA means that paper does not include experiments requiring code.
- Please see the NeurIPS code and data submission guidelines (<https://nips.cc/public/guides/CodeSubmissionPolicy>) for more details.
- While we encourage the release of code and data, we understand that this might not be possible, so “No” is an acceptable answer. Papers cannot be rejected simply for not including code, unless this is central to the contribution (e.g., for a new open-source benchmark).
- The instructions should contain the exact command and environment needed to run to reproduce the results. See the NeurIPS code and data submission guidelines (<https://nips.cc/public/guides/CodeSubmissionPolicy>) for more details.
- The authors should provide instructions on data access and preparation, including how to access the raw data, preprocessed data, intermediate data, and generated data, etc.
- The authors should provide scripts to reproduce all experimental results for the new proposed method and baselines. If only a subset of experiments are reproducible, they should state which ones are omitted from the script and why.
- At submission time, to preserve anonymity, the authors should release anonymized versions (if applicable).
- Providing as much information as possible in supplemental material (appended to the paper) is recommended, but including URLs to data and code is permitted.

6. Experimental setting/details

Question: Does the paper specify all the training and test details (e.g., data splits, hyperparameters, how they were chosen, type of optimizer, etc.) necessary to understand the results?

Answer: [Yes]

Justification: We describe our experimental settings in Sec. 7, with more details on data splits, hyperparameters, models chosen in App. H.

Guidelines:

- The answer NA means that the paper does not include experiments.
- The experimental setting should be presented in the core of the paper to a level of detail that is necessary to appreciate the results and make sense of them.
- The full details can be provided either with the code, in appendix, or as supplemental material.

7. Experiment statistical significance

Question: Does the paper report error bars suitably and correctly defined or other appropriate information about the statistical significance of the experiments?

Answer: [Yes]

Justification: We report the standard deviation of 6 different realization for the subset selection method. For the likelihood tempering reward realization method, we did not report the error bars since the results are exact.

Guidelines:

- The answer NA means that the paper does not include experiments.
- The authors should answer "Yes" if the results are accompanied by error bars, confidence intervals, or statistical significance tests, at least for the experiments that support the main claims of the paper.
- The factors of variability that the error bars are capturing should be clearly stated (for example, train/test split, initialization, random drawing of some parameter, or overall run with given experimental conditions).
- The method for calculating the error bars should be explained (closed form formula, call to a library function, bootstrap, etc.)
- The assumptions made should be given (e.g., Normally distributed errors).
- It should be clear whether the error bar is the standard deviation or the standard error of the mean.
- It is OK to report 1-sigma error bars, but one should state it. The authors should preferably report a 2-sigma error bar than state that they have a 96% CI, if the hypothesis of Normality of errors is not verified.
- For asymmetric distributions, the authors should be careful not to show in tables or figures symmetric error bars that would yield results that are out of range (e.g. negative error rates).
- If error bars are reported in tables or plots, The authors should explain in the text how they were calculated and reference the corresponding figures or tables in the text.

8. Experiments compute resources

Question: For each experiment, does the paper provide sufficient information on the computer resources (type of compute workers, memory, time of execution) needed to reproduce the experiments?

Answer: [Yes]

Justification: We provide the specifications of the hardware used for running the experiments in App. H.

Guidelines:

- The answer NA means that the paper does not include experiments.
- The paper should indicate the type of compute workers CPU or GPU, internal cluster, or cloud provider, including relevant memory and storage.
- The paper should provide the amount of compute required for each of the individual experimental runs as well as estimate the total compute.
- The paper should disclose whether the full research project required more compute than the experiments reported in the paper (e.g., preliminary or failed experiments that didn't make it into the paper).

9. Code of ethics

Question: Does the research conducted in the paper conform, in every respect, with the NeurIPS Code of Ethics <https://neurips.cc/public/EthicsGuidelines>?

Answer: [Yes]

Justification: We have read the NeurIPS Code of Ethics and made sure that our paper conforms to it.

Guidelines:

- The answer NA means that the authors have not reviewed the NeurIPS Code of Ethics.
- If the authors answer No, they should explain the special circumstances that require a deviation from the Code of Ethics.
- The authors should make sure to preserve anonymity (e.g., if there is a special consideration due to laws or regulations in their jurisdiction).

10. Broader impacts

Question: Does the paper discuss both potential positive societal impacts and negative societal impacts of the work performed?

Answer: [NA]

Justification: The purpose of this paper is to propose a framework that incentivizes early collaboration between ML parties, without negative societal impacts.

Guidelines:

- The answer NA means that there is no societal impact of the work performed.
- If the authors answer NA or No, they should explain why their work has no societal impact or why the paper does not address societal impact.
- Examples of negative societal impacts include potential malicious or unintended uses (e.g., disinformation, generating fake profiles, surveillance), fairness considerations (e.g., deployment of technologies that could make decisions that unfairly impact specific groups), privacy considerations, and security considerations.
- The conference expects that many papers will be foundational research and not tied to particular applications, let alone deployments. However, if there is a direct path to any negative applications, the authors should point it out. For example, it is legitimate to point out that an improvement in the quality of generative models could be used to generate deepfakes for disinformation. On the other hand, it is not needed to point out that a generic algorithm for optimizing neural networks could enable people to train models that generate Deepfakes faster.
- The authors should consider possible harms that could arise when the technology is being used as intended and functioning correctly, harms that could arise when the technology is being used as intended but gives incorrect results, and harms following from (intentional or unintentional) misuse of the technology.
- If there are negative societal impacts, the authors could also discuss possible mitigation strategies (e.g., gated release of models, providing defenses in addition to attacks, mechanisms for monitoring misuse, mechanisms to monitor how a system learns from feedback over time, improving the efficiency and accessibility of ML).

11. Safeguards

Question: Does the paper describe safeguards that have been put in place for responsible release of data or models that have a high risk for misuse (e.g., pretrained language models, image generators, or scraped datasets)?

Answer: [NA]

Justification: This paper poses no such risks.

Guidelines:

- The answer NA means that the paper poses no such risks.
- Released models that have a high risk for misuse or dual-use should be released with necessary safeguards to allow for controlled use of the model, for example by requiring that users adhere to usage guidelines or restrictions to access the model or implementing safety filters.
- Datasets that have been scraped from the Internet could pose safety risks. The authors should describe how they avoided releasing unsafe images.
- We recognize that providing effective safeguards is challenging, and many papers do not require this, but we encourage authors to take this into account and make a best faith effort.

12. Licenses for existing assets

Question: Are the creators or original owners of assets (e.g., code, data, models), used in the paper, properly credited and are the license and terms of use explicitly mentioned and properly respected?

Answer: [Yes]

Justification: We have provided references for all the datasets used in the paper.

Guidelines:

- The answer NA means that the paper does not use existing assets.
- The authors should cite the original paper that produced the code package or dataset.
- The authors should state which version of the asset is used and, if possible, include a URL.

- The name of the license (e.g., CC-BY 4.0) should be included for each asset.
- For scraped data from a particular source (e.g., website), the copyright and terms of service of that source should be provided.
- If assets are released, the license, copyright information, and terms of use in the package should be provided. For popular datasets, paperswithcode.com/datasets has curated licenses for some datasets. Their licensing guide can help determine the license of a dataset.
- For existing datasets that are re-packaged, both the original license and the license of the derived asset (if it has changed) should be provided.
- If this information is not available online, the authors are encouraged to reach out to the asset's creators.

13. **New assets**

Question: Are new assets introduced in the paper well documented and is the documentation provided alongside the assets?

Answer: [NA]

Justification: The paper does not release new assets.

Guidelines:

- The answer NA means that the paper does not release new assets.
- Researchers should communicate the details of the dataset/code/model as part of their submissions via structured templates. This includes details about training, license, limitations, etc.
- The paper should discuss whether and how consent was obtained from people whose asset is used.
- At submission time, remember to anonymize your assets (if applicable). You can either create an anonymized URL or include an anonymized zip file.

14. **Crowdsourcing and research with human subjects**

Question: For crowdsourcing experiments and research with human subjects, does the paper include the full text of instructions given to participants and screenshots, if applicable, as well as details about compensation (if any)?

Answer: [NA]

Justification: The paper does not involve crowdsourcing nor research with human subjects.

Guidelines:

- The answer NA means that the paper does not involve crowdsourcing nor research with human subjects.
- Including this information in the supplemental material is fine, but if the main contribution of the paper involves human subjects, then as much detail as possible should be included in the main paper.
- According to the NeurIPS Code of Ethics, workers involved in data collection, curation, or other labor should be paid at least the minimum wage in the country of the data collector.

15. **Institutional review board (IRB) approvals or equivalent for research with human subjects**

Question: Does the paper describe potential risks incurred by study participants, whether such risks were disclosed to the subjects, and whether Institutional Review Board (IRB) approvals (or an equivalent approval/review based on the requirements of your country or institution) were obtained?

Answer: [NA]

Justification: The paper does not involve crowdsourcing nor research with human subjects.

Guidelines:

- The answer NA means that the paper does not involve crowdsourcing nor research with human subjects.

- Depending on the country in which research is conducted, IRB approval (or equivalent) may be required for any human subjects research. If you obtained IRB approval, you should clearly state this in the paper.
- We recognize that the procedures for this may vary significantly between institutions and locations, and we expect authors to adhere to the NeurIPS Code of Ethics and the guidelines for their institution.
- For initial submissions, do not include any information that would break anonymity (if applicable), such as the institution conducting the review.

16. **Declaration of LLM usage**

Question: Does the paper describe the usage of LLMs if it is an important, original, or non-standard component of the core methods in this research? Note that if the LLM is used only for writing, editing, or formatting purposes and does not impact the core methodology, scientific rigorousness, or originality of the research, declaration is not required.

Answer: [NA]

Justification: The core method development in this research does not involve LLMs as any important, original, or non-standard components.

Guidelines:

- The answer NA means that the core method development in this research does not involve LLMs as any important, original, or non-standard components.
- Please refer to our LLM policy (<https://neurips.cc/Conferences/2025/LLM>) for what should or should not be described.

A Further Justification on the Time-Aware Data Sharing Setting

A party may not want or be able to share their data early because:

- *They may be waiting for confirmation that the collaboration benefits them.*
In footnote 1, we describe how e-commerce marketplaces restrict opportunities to customers to create urgency and encourage prompt actions. Similarly, a data sharing mediator may announce that it will try to collect data but will only give out model rewards if the model has good enough performance (e.g., 90% accuracy) such that it is worth the effort of all parties and extra costs (e.g., legal fees). The mediator may regularly update parties about the current performance and a wait-and-see party might only start contributing when the accuracy is near 80%.
- *They may take time to process the data and the time can be sped up.*
For example, an incentivized healthcare firm may be proactive in seeking consent from their patients, legal consent, and anonymizing it.
- *They may take more time to collect more data.*
In situations where longer time means more data collection, the healthcare firm can submit multiple datasets and submit each dataset as soon as possible to maximize its reward, i.e., it becomes multiple parties. Our framework can also be modified to support the case where it is just one party. We are not incentivizing smaller datasets over larger ones. Instead, our goal is to incentivize submission as soon as available.

Thus, we design incentives to **incentivize each party to share their data as early as possible**. Note that while we incentivize parties to share the same dataset as early as possible, our consideration of *fairness*, *F6* and *data valuation* ensures that we do **not** incentivize parties to submit smaller, lower quality, less diverse datasets to join earlier in the collaboration. Our experiments (e.g., Fig. 4b) also empirically demonstrate that parties with significantly more valuable data will still receive better rewards despite joining late.

While it may seem more practical to consider the online **federated learning** setting with repeated data sharing, data valuation, and reward allocation, it may not be possible to ensure our strong theoretical properties on the reward values. Thus, we consider **one-time data sharing** as a first step and leave federated learning to future work.

[49] described some realistic use cases of data sharing. In precision agriculture, a farmer with limited land area and sensors can combine his collected data with the other farmers to improve the modeling of the effect of various influences (e.g., weather, pest) on his crop yield. In real estate, a property agency can pool together its limited transactional data with that of the other agencies to improve the prediction of property prices. Additionally, we note that firms and other parties have and will be willing to share their data with one another using secure sharing platforms (such as X-road [<https://x-road.global>] which is currently implemented in over 20 countries) which prevent data from being accessed by unauthorized individuals.

It is also worth noting that the non-centralized training (e.g., federated learning), while appealing, does not strictly guarantee privacy either. For example, [58] shows that “private information can still be divulged by analyzing uploaded parameters from clients”. Hence, the challenge of preserving privacy is non-trivial in both data-sharing collaboration (CML) and non-data-sharing collaboration (FL), and lies outside the scope of our contributions.

B Key Differences with [12]

Settings. [12] considers the *online* setting (i.e., distributing rewards every time a party joins), whereas we consider the *offline* setting (i.e., distributing rewards after all parties join). The online setting poses challenges in adjusting rewards to ensure overall fairness if one party’s data value changes when additional parties join, as it is difficult to claw back rewards that have already been distributed. In contrast, we focus on the offline setting, where reward distribution occurs only after the collaboration terminates under a predetermined condition (Sec. 3), ensuring fair evaluation and compensation.

Additionally, we consider the *differences in joining times* while [12] considers only the *order or permutation of arrivals*. Our setting is more realistic since in CML, a day’s and a month’s wait have

different impacts. We introduce this notion by discretizing joining time values (Sec. 3) and propose equal-time incentives F3, F4 and strict time monotonicity F8 (Sec. 4).

Incentives. [12] enforces *online individual rationality* (OIR) which ensures that parties’ rewards will not decrease when new parties join. However, this could be unfair in CML and other data valuation applications. For instance, if the validation accuracy is used as the valuation function, the first contributor could receive credit for the majority of the accuracy improvement, say, from 0 to 0.8, and this credit would not decrease under OIR, even if a later contributor with more valuable data increases the accuracy from 0.8 to 0.99. In this scenario, a fairer evaluation would reduce the first contributor’s attributed contribution. However, in the online setting, as previously discussed, there is no mechanism to retrieve rewards that have already been distributed.

Instead, we build upon fairness incentives from existing CML literature to incorporate joining time values when defining *time-aware incentives* (Sec. 4), aiming to encourage both early participation and the curation of high-quality data. Specifically, the method proposed in [12] fails to satisfy our F3, F4, F6 and F8 incentives.

Solutions. Our solutions incentive early participation across *a broader range of valuation functions*. We outline the necessary properties of the valuation function to satisfy all of our proposed incentives and provide a sufficient example (conditional IG) in Sec. 5. In contrast, Corollary 5.7 in [12] indicates that their solution is restricted to *symmetric monotone valuation functions* (i.e., $v(S) = v(T)$ if $|S| = |T|$, and $v(S) \leq v(T)$ if $S \subseteq T$), which significantly limits its practical applicability.

C Limitations

Computational Efficiency. One limitation of our work is that the exact computation of the proposed methods requires enumerating all possible subsets of the grand coalition, resulting in exponential computational complexity. However, the scalability challenge is **not unique to this work**; It applies to any approach [54, 32, 13, 50] that computes data values using the Shapley value. The only difference is that, to incorporate the additional joining time information, our proposed methods increase the computational complexity **at most linearly**, i.e., by the maximum number of unique joining times, n .

This challenge **can be avoided or mitigated** for two reasons. Firstly, in our collaborative data sharing and machine learning setting [49], there are fewer participating parties, each contributing higher-quality data sources (e.g., hospitals holding larger datasets). Secondly, as discussed in Remark 6.2 and App. F.4, our theoretical results would also hold for unbiased Shapley value estimators, allowing the use of any Shapley value approximation method [21]. On average, the approximate Shapley values still incentivize parties to curate high-quality data and join the collaboration early. Using approximate Shapley values would significantly reduce the number of coalitions to evaluate to $O(n \log n)$ and scalability would also improve with the discovery of more efficient approximation techniques [29]. We evaluate on 10 parties in App. H.6 using Monte Carlo approximation methods and demonstrate that our results remain consistent with an increased number of parties and Shapley value estimation.

Privacy Issues of Non-FL Setting. Another limitation of our work is that data sharing poses privacy risks due to the sensitive nature of the data. While it may seem more practical to consider the online *federated learning* (FL) setting with repeated data sharing, data valuation, and reward allocation, it may not be possible to ensure our strong theoretical properties on the reward values. Therefore, we consider **one-time data sharing** as a first step and leave the extension to FL for future work.

It is also important to note that the non-centralized training (e.g., FL), while appealing, does not strictly guarantee privacy either. For example, [58] shows that “private information can still be divulged by analyzing uploaded parameters from clients”. Hence, the challenge of preserving privacy is non-trivial in both data-sharing collaboration (CML) and non-data-sharing collaboration (FL), and lies outside the scope of our contributions.

Additionally, we note that firms and other parties have and will be willing to share their data with one another using secure sharing platforms such as X-road (<https://x-road.global>), which is currently deployed in over 20 countries and prevents unauthorized access to shared data.

D Proof of Characteristics of Conditional IG

To ease notations, we define $v(\cdot) : 2^N \rightarrow \mathbb{R}$ by $v(A) = v_A \forall A \subseteq N$ where $v_A = I(\theta; D_A | D_{-A})$ is the conditional IG (2). We need to show that v is non-negative, superadditive, and monotonic.

- **A1 Non-negativity.** The non-negativity of v is apparent from the fact that conditional mutual information is never negative [6].
- **A3 Superadditivity.** We need to show $\forall A, B \subseteq N$ such that $A \cap B = \emptyset$,

$$\begin{aligned} v(A \cup B) &= I(\theta; D_{A \cup B} | D_{-(A \cup B)}) \\ &\geq I(\theta; D_A | D_{-A}) + I(\theta; D_B | D_{-B}) \\ &= v(A) + v(B). \end{aligned}$$

By chain rule of mutual information, $I(\theta; D_{A \cup B} | D_{-(A \cup B)}) = I(\theta; D_A | D_{-(A \cup B)}) + I(\theta; D_B | D_{-B})$. It is then sufficient to show

$$I(\theta; D_A | D_{-(A \cup B)}) \geq I(\theta; D_A | D_{-A}), \quad (6)$$

which is equivalent to

$$H(D_A | D_{-(A \cup B)}) - H(D_A | \theta, D_{-(A \cup B)}) \geq H(D_A | D_{-A}) - H(D_A | \theta, D_{-A})$$

by the definition of conditional mutual information. If we assume⁹ that D_A is conditionally independent of D_{-A} given θ , then

$$H(D_A | \theta, D_{-(A \cup B)}) = H(D_A | \theta) = H(D_A | \theta, D_{-A}).$$

Finally, $H(D_A | D_{-(A \cup B)}) \geq H(D_A | D_{-A})$ since additional information cannot increase uncertainty (entropy). Thus, $I(\theta; D_A | D_{-(A \cup B)}) \geq I(\theta; D_A | D_{-A})$. We have successfully shown (6), which concludes the proof.

- **A2 Monotonicity.** We need to show $\forall B \subseteq C \subseteq N$ $v(B) \leq v(C)$. Let $A = C \setminus B$, then $A \cap B = \emptyset$ and $A \cup B = C$. By the superadditivity of v , $v(C) = v(B \cup A) \geq v(B) + v(A) \geq v(B)$, where the last inequality is because $v(A) \geq 0$.

E Properties of Dual Valuation Function

E.1 Dual of a Monotonic and Submodular Function

We show that the dual of the monotonic, submodular function v' is non-negative, monotonic, and superadditive.

- **A1 Non-negativity.** $\forall C \subseteq N$ $v(C) = v'(N) - v'(N \setminus C) \geq 0$ where the inequality is due to the monotonicity of v' .
- **A2 Monotonicity.** $\forall B \subseteq C \subseteq N$ $v(C) = v'(N) - v'(N \setminus C) \geq v'(N) - v'(N \setminus B) = v(B)$ since $v'(N \setminus C) \leq v'(N \setminus B)$ by the monotonicity of v' .
- **A3 Superadditivity.** By the definition of submodularity, for any $C, D \subseteq N$, $v'(C \cup D) + v'(C \cap D) \leq v'(C) + v'(D)$. For any $A, B \subseteq N$ such that $A \cap B = \emptyset$, we can choose $C = N \setminus A$, $D = N \setminus B$, so $C \cup D = N$ since $A \cap B = \emptyset$ and $C \cap D = N \setminus (A \cup B)$. Therefore,

$$\begin{aligned} v'(C \cup D) + v'(C \cap D) &\leq v'(C) + v'(D) \\ v'(N) + v'(N \setminus (A \cup B)) &\leq v'(N \setminus A) + v'(N \setminus B) \\ v'(N) - v'(N \setminus A) - v'(N \setminus B) &\leq -v'(N \setminus (A \cup B)) \\ v'(N) - v'(N \setminus A) + v'(N) - v'(N \setminus B) &\leq v'(N) - v'(N \setminus (A \cup B)) \\ v(A) + v(B) &\leq v(A \cup B), \end{aligned}$$

proving the superadditivity of v .

⁹This assumption is also made in [49].

E.2 Equivalence of Dual when Calculating the Shapley Value

For a dual valuation function v , its Shapley value is calculated by

$$\begin{aligned}
\varphi_i(v, N) &= \sum_{C \subseteq N \setminus \{i\}} \frac{|C|!(|N| - |C| - 1)!}{|N|!} (v(C \cup \{i\}) - v(C)) \\
&= \sum_{C \subseteq N \setminus \{i\}} \frac{|C|!(|N| - |C| - 1)!}{|N|!} (v'(N) - v'(N \setminus (C \cup \{i\})) - v'(N) + v'(N \setminus C)) \\
&= \sum_{C \subseteq N \setminus \{i\}} \frac{|C|!(|N| - |C| - 1)!}{|N|!} (v'(N \setminus C) - v'(N \setminus (C \cup \{i\}))) \\
&= \varphi_i(v', N)
\end{aligned}$$

where the last equality is because of the bijection between the sets $\{C : C \subseteq N \setminus \{i\}\}$ and $\{N \setminus (C \cup \{i\}) : C \subseteq N \setminus \{i\}\}$.

E.3 Dual Interpretations of Incentives

As we define the incentives in Sec. 4 with a superadditive valuation function v , which can be the dual of a submodular valuation function v' , we investigate the interpretations of these incentives by expressing v in terms of v' in the definitions. We illustrate this using the *subset selection* reward realization method as it is applicable to dual of any submodular functions. Generally, the subset selection method assigns a model trained on $D_i \subseteq D_i^r \subseteq D_N$ as reward to party i such that $v(D_i^r) = r_i^*$ (see App. G for more details). Remarkably, we find that F3 to F5 are equivalent to the corresponding incentives defined in terms of v' while alternative insights can be drawn from interpreting F2 and F6 using the original submodular valuation function v' .

- **F2 Individual Rationality.** By the definition of the dual valuation function (4), the condition of F2 translates to

$$\begin{aligned}
v(D_i^r) &\geq v(D_i) \\
v'(N) - v'(N \setminus D_i^r) &\geq v'(N) - v'(N \setminus D_i) \\
v'(N \setminus D_i) &\geq v'(N \setminus D_i^r).
\end{aligned}$$

This translation suggests that the value (using the original submodular valuation function) of the grand coalition without party i 's reward is less than the value of the grand coalition without party i 's original data. Therefore, the dual interpretation of F2 is that with the assigned reward, party i 's importance/indispensability to the overall collaboration is increased as compared to its importance without the reward.

- **F3 Equal-Time Symmetry.** The condition in F3 can be translated to $\forall C \subseteq N \setminus \{i, j\}$,

$$\begin{aligned}
v(C \cup \{i\}) &= v(C \cup \{j\}) \\
v'(N) - v'(N \setminus (C \cup \{i\})) &= v'(N) - v'(N \setminus (C \cup \{j\})) \\
v'(N \setminus (C \cup \{j\})) &= v'(N \setminus (C \cup \{i\})).
\end{aligned}$$

For any $C \subseteq N \setminus \{i, j\}$, we can take $C' = N \setminus C \setminus \{i, j\} \subseteq N \setminus \{i, j\}$ so that $N \setminus (C' \cup \{j\}) = C \cup \{i\}$ and $N \setminus (C' \cup \{i\}) = C \cup \{j\}$. Since we are considering all $C \subseteq N \setminus \{i, j\}$, the dual interpretation of F3 is equivalent to the original submodular case.

- **F4 Equal-Time Desirability.** The condition of F4 holds when $\exists B \subseteq N \setminus \{i, j\} \ v(B \cup \{i\}) > v(B \cup \{j\})$ and $\forall C \subseteq N \setminus \{i, j\} \ v(C \cup \{i\}) \geq v(C \cup \{j\})$. Translating the inequality after the first quantifier:

$$\begin{aligned}
v(B \cup \{i\}) &> v(B \cup \{j\}) \\
v'(N) - v'(N \setminus (B \cup \{i\})) &> v'(N) - v'(N \setminus (B \cup \{j\})) \\
v'(N \setminus (B \cup \{j\})) &> v'(N \setminus (B \cup \{i\})).
\end{aligned}$$

If we can find $B \subseteq N \setminus \{i, j\}$ such that $v(B \cup \{i\}) > v(B \cup \{j\})$, we can also find $B' \subseteq N \setminus \{i, j\}$ such that $v'(B \cup \{i\}) > v'(B \cup \{j\})$ by taking $B' = N \setminus B \setminus \{i, j\}$. Similarly, we can show equivalence between dual and original valuation functions for the condition after the second quantifier. Thus, the dual interpretation of F4 is equivalent to the original submodular case.

- **F5 Uselessness.** A party is useless if $\forall C \subseteq N \setminus \{i\} \quad v(C \cup \{i\}) = v(C)$. By the definition of dual, $v(C \cup \{i\}) = v(C) \implies v'(N \setminus C) = v'(N \setminus (C \cup \{i\}))$. Noting the bijection between the sets $\{C : C \subseteq N \setminus \{i\}\}$ and $\{N \setminus (C \cup \{i\}) : C \subseteq N \setminus \{i\}\}$, so a useless party also satisfies $\forall C \subseteq N \setminus \{i\} \quad v'(C \cup \{i\}) = v'(C)$.
- **F6 Necessity.** A party is necessary if $\forall C \subseteq N \quad \{i, j\} \not\subseteq C \implies v(C) = 0$, i.e., $v'(N) = v'(N \setminus C)$. It suggests that if either i or j is absent from a coalition C , then C is of no importance to the overall collaboration as it makes no difference when excluding C from the collaboration. Hence, both i and j are vital for the importance of a coalition and should be assigned the same reward.

F Proofs of Theorems

We first prove some useful lemmas regarding the properties of the Shapley value (1).

Lemma F.1. *In a grand coalition N , if v is superadditive, then $\varphi_i(v, N) \geq v_i$, for all $i \in N$.*

Proof. The proof follows directly from the definition of the Shapley value (1) and the superadditivity of v :

$$\begin{aligned} \varphi_i(v, N) &= \sum_{C \subseteq N \setminus \{i\}} \frac{|C|!(|N| - |C| - 1)!}{|N|!} (v_{C \cup \{i\}} - v_C) \\ &\geq \sum_{C \subseteq N \setminus \{i\}} \frac{|C|!(|N| - |C| - 1)!}{|N|!} \cdot v_i \\ &\geq v_i. \end{aligned} \quad \square$$

Corollary F.2. *If v is superadditive and non-negative, then $\forall i \in N \quad \varphi_i(v, N) \geq 0$.*

Proof. Following Lemma F.1: $\varphi_i(v, N) \geq v_i \geq 0$. \square

Lemma F.3 (Necessity). *The Shapley value satisfies the necessity property, i.e., for all $i, j \in N$ such that $i \neq j$, if $\forall C \subseteq N \quad \{i, j\} \not\subseteq C \implies v_C = 0$, then $\varphi_i(v, N) = \varphi_j(v, N)$.*

Proof. Suppose i and j are both necessary parties. We split the calculation of $\varphi_i(v, N)$ into coalitions that do not contain j and coalitions that contain j :

$$\begin{aligned} &\varphi_i(v, N) \\ &= \sum_{C \subseteq N \setminus \{i\}} \frac{|C|!(|N| - |C| - 1)!}{|N|!} (v_{C \cup \{i\}} - v_C) \\ &= \sum_{C \subseteq N \setminus \{i, j\}} \frac{|C|!(|N| - |C| - 1)!}{|N|!} \underbrace{(v_{C \cup \{i\}} - v_C)}_A + \sum_{C \subseteq N \setminus \{i, j\}} \frac{(|C| + 1)!(|N| - |C| - 2)!}{|N|!} \underbrace{(v_{C \cup \{i, j\}} - v_{C \cup \{j\}})}_B \\ &= \sum_{C \subseteq N \setminus \{i, j\}} \frac{(|C| + 1)!(|N| - |C| - 2)!}{|N|!} \cdot v_{C \cup \{i, j\}} \end{aligned}$$

where the last equality is because $A = 0$ and $B = v_{C \cup \{i, j\}}$. As i and j are necessary parties, for any coalition $C \subseteq N \setminus \{i, j\}$, $v_C = v_{C \cup \{i\}} = v_{C \cup \{j\}} = 0$. Similarly,

$$\begin{aligned} &\varphi_j(v, N) \\ &= \sum_{C \subseteq N \setminus \{j\}} \frac{|C|!(|N| - |C| - 1)!}{|N|!} (v_{C \cup \{j\}} - v_C) \\ &= \sum_{C \subseteq N \setminus \{i, j\}} \frac{|C|!(|N| - |C| - 1)!}{|N|!} (v_{C \cup \{j\}} - v_C) + \sum_{C \subseteq N \setminus \{i, j\}} \frac{(|C| + 1)!(|N| - |C| - 2)!}{|N|!} (v_{C \cup \{i, j\}} - v_{C \cup \{i\}}) \\ &= \sum_{C \subseteq N \setminus \{i, j\}} \frac{(|C| + 1)!(|N| - |C| - 2)!}{|N|!} \cdot v_{C \cup \{i, j\}}, \end{aligned}$$

which is exactly the same as $\varphi_i(v, N)$. \square

It is also well known that the Shapley value satisfies the symmetry, uselessness [5] and desirability [37] properties. For ease of reading and exposition, we list these results as lemmas below:

Lemma F.4 (Symmetry). *The Shapley value satisfies the symmetry property, i.e., for all $i, j \in N$ such that $i \neq j$, if $\forall C \subseteq N \setminus \{i, j\}$ $v_{C \cup \{i\}} = v_{C \cup \{j\}}$, then $\varphi_i(v, N) = \varphi_j(v, N)$.*

Lemma F.5 (Uselessness). *The Shapley value satisfies the uselessness property, i.e., for all $i \in N$, if $\forall C \subseteq N \setminus \{i\}$ $v_{C \cup \{i\}} = v_C$, then $\varphi_i(v, N) = 0$.*

Lemma F.6 (Desirability). *The Shapley value satisfies the desirability property, i.e., for all $i, j \in N$ such that $i \neq j$, if $\forall C \subseteq N \setminus \{i, j\}$ $v_{C \cup \{i\}} \geq v_{C \cup \{j\}}$, then $\varphi_i(v, N) \geq \varphi_j(v, N)$. Further, if $\forall C \subseteq N \setminus \{i, j\}$ $v_{C \cup \{i\}} \geq v_{C \cup \{j\}}$ and $\exists B \subseteq N \setminus \{i, j\}$ $v_{B \cup \{i\}} > v_{B \cup \{j\}}$, then $\varphi_i(v, N) > \varphi_j(v, N)$.*

F.1 Proof of Theorem 6.1

Since we are considering each time interval τ as a separate collaboration in which a new valuation function $v_{(\cdot)}^{(\tau)}$ is defined, we first note a crucial observation that $v_{(\cdot)}^{(\tau)}$ preserves the non-negativity and superadditivity of v :

Lemma F.7. *If $v : 2^N \rightarrow \mathbb{R}$ is non-negative (superadditive), then $v_{(\cdot)}^{(\tau)} : 2^{N_\tau} \rightarrow \mathbb{R}$ as defined in Sec. 6.1 is non-negative (superadditive) for all $0 \leq \tau \leq T$ where $T = \max_{i \in N} t_i$.*

Proof. This is clear as we define $v_{(\cdot)}^{(\tau)}$ to be v restricted to the coalitions in N_τ . For any $0 \leq \tau \leq T$, we have

$$v_C^{(\tau)} = v_C \geq 0 \quad \forall C \subseteq N_\tau \subseteq N,$$

and

$$v_{B \cup C}^{(\tau)} = v_{B \cup C} \geq v_B + v_C = v_B^{(\tau)} + v_C^{(\tau)},$$

for all $B, C \subseteq N_\tau \subseteq N$ s.t. $B \cap C = \emptyset$. □

- **F1 Non-negativity.** This follows from F2 and non-negativity of v .
- **F2 Individual Rationality.** For all $i \in N$,

$$\begin{aligned} r_i &= \sum_{\tau=0}^T w^{(\tau)} \varphi_i^{(\tau)} \\ &= \sum_{\tau=0}^{t_i-1} w^{(\tau)} \varphi_i^{(\tau)} + \sum_{\tau=t_i}^T w^{(\tau)} \varphi_i^{(\tau)} \\ &= \sum_{\tau=0}^{t_i-1} w^{(\tau)} v_i + \sum_{\tau=t_i}^T w^{(\tau)} \varphi_i \left(v_{(\cdot)}^{(\tau)}, N_\tau \right) \\ &\geq \sum_{\tau=0}^{t_i-1} w^{(\tau)} v_i + \sum_{\tau=t_i}^T w^{(\tau)} v_i \\ &= \sum_{\tau=0}^T w^{(\tau)} v_i \\ &= v_i \end{aligned}$$

where the inequality is due to Lemma F.1 and Lemma F.7.

- **F3 Equal-Time Symmetry.** For all $i, j \in N$ s.t. $i \neq j$, if $t_i = t_j$ and $\forall C \subseteq N \setminus \{i, j\}$ $v_{C \cup \{i\}} = v_{C \cup \{j\}}$, then

$$\begin{aligned}
r_i &= \sum_{\tau=0}^{t_i-1} w^{(\tau)} \varphi_i^{(\tau)} + \sum_{\tau=t_i}^T w^{(\tau)} \varphi_i^{(\tau)} \\
&= \sum_{\tau=0}^{t_i-1} w^{(\tau)} v_i + \sum_{\tau=t_i}^T w^{(\tau)} \varphi_i \left(v_{(\cdot)}^{(\tau)}, N_\tau \right) \\
&= \sum_{\tau=0}^{t_j-1} w^{(\tau)} v_j + \sum_{\tau=t_j}^T w^{(\tau)} \varphi_j \left(v_{(\cdot)}^{(\tau)}, N_\tau \right) \\
&= \sum_{\tau=0}^{t_j-1} w^{(\tau)} \varphi_j^{(\tau)} + \sum_{\tau=t_j}^T w^{(\tau)} \varphi_j^{(\tau)} \\
&= r_j
\end{aligned}$$

where the third equality is by Lemma F.4.

- **F4 Equal-Time Desirability.** For all $i, j \in N$ s.t. $i \neq j$, if $t_i = t_j$ and the following condition holds:

$$(\exists B \subseteq N \setminus \{i, j\} \ v_{B \cup \{i\}} > v_{B \cup \{j\}}) \wedge (\forall C \subseteq N \setminus \{i, j\} \ v_{C \cup \{i\}} \geq v_{C \cup \{j\}}),$$

then by Lemma F.6,

$$\begin{aligned}
r_i &= \sum_{\tau=0}^{t_i-1} w^{(\tau)} \varphi_i^{(\tau)} + \sum_{\tau=t_i}^T w^{(\tau)} \varphi_i^{(\tau)} \\
&= \sum_{\tau=0}^{t_i-1} w^{(\tau)} v_i + \sum_{\tau=t_i}^T w^{(\tau)} \varphi_i \left(v_{(\cdot)}^{(\tau)}, N_\tau \right) \\
&> \sum_{\tau=0}^{t_j-1} w^{(\tau)} v_j + \sum_{\tau=t_j}^T w^{(\tau)} \varphi_j \left(v_{(\cdot)}^{(\tau)}, N_\tau \right) \\
&= r_j.
\end{aligned}$$

- **F5 Uselessness.** By definition $v_i = 0$ if i is *useless*. Following Lemma F.5, $\forall i \in N$, if $\forall C \subseteq N \setminus \{i\}$ $v_{C \cup \{i\}} = v_C$,

$$r_i = \sum_{\tau=0}^{t_i-1} w^{(\tau)} \underbrace{v_i}_0 + \sum_{\tau=t_i}^T w^{(\tau)} \underbrace{\varphi_i \left(v_{(\cdot)}^{(\tau)}, N_\tau \right)}_0 = 0.$$

- **F6 Necessity.** If both i and j are *necessary*, then $v_i = v_j = 0$, and no coalition can generate value until both of them join the collaboration, which results in the Shapley values of 0 for all parties. Also, Lemma F.3 guarantees that the Shapley values of i and j are always equal after both of them join. Let $t = \max(t_i, t_j)$, then

$$\begin{aligned}
r_i &= \sum_{\tau=0}^{t-1} w^{(\tau)} \varphi_i^{(\tau)} + \sum_{\tau=t}^T w^{(\tau)} \varphi_i^{(\tau)} \\
&= \sum_{\tau=0}^{t-1} w^{(\tau)} \cdot 0 + \sum_{\tau=t}^T w^{(\tau)} \varphi_i \left(v_{(\cdot)}^{(\tau)}, N_\tau \right) \\
&= \sum_{\tau=0}^{t-1} w^{(\tau)} \varphi_j^{(\tau)} + \sum_{\tau=t}^T w^{(\tau)} \varphi_j \left(v_{(\cdot)}^{(\tau)}, N_\tau \right) \\
&= r_j.
\end{aligned}$$

- **F7 Time-based Monotonicity.** Suppose \mathbf{t}' is the new time value vector such that $t'_i < t_i$ and $t'_j = t_j \forall j \neq i$. We divide the entire collaboration duration into three segments, and let $\varphi_i^{(\tau)}, \varphi_i^{(\tau)'}$ be defined based on \mathbf{t} and \mathbf{t}' , respectively. Then,

$$\begin{aligned}
r_i &= \sum_{\tau=0}^{t'_i-1} w^{(\tau)} \varphi_i^{(\tau)} + \sum_{\tau=t'_i}^{t_i-1} w^{(\tau)} \varphi_i^{(\tau)} + \sum_{\tau=t_i}^T w^{(\tau)} \varphi_i^{(\tau)} \\
&= \sum_{\tau=0}^{t'_i-1} w^{(\tau)} \varphi_i^{(\tau)'} + \sum_{\tau=t'_i}^{t_i-1} w^{(\tau)} v_i + \sum_{\tau=t_i}^T w^{(\tau)} \varphi_i^{(\tau)'} \\
&\leq \sum_{\tau=0}^{t'_i-1} w^{(\tau)} \varphi_i^{(\tau)'} + \sum_{\tau=t'_i}^{t_i-1} w^{(\tau)} \varphi_i^{(\tau)'} + \sum_{\tau=t_i}^T w^{(\tau)} \varphi_i^{(\tau)'} \\
&= r'_i
\end{aligned}$$

where the inequality is due to Lemma F.1 since party i has joined the collaboration based on \mathbf{t}' but not \mathbf{t} for $t'_i \leq \tau < t_i$.

- **F8 Time-based Strict Monotonicity.** By \mathbb{I}_i , $\exists C \subseteq \{j : t_j < t_i\}$ such that $v_{C \cup \{i\}} > v_C + v_i$. Thus, there exists $t'_i \leq \hat{\tau} < t_i$ such that $\exists \hat{C} \subseteq N_{\hat{\tau}}$ with $v_{\hat{C} \cup \{i\}} > v_{\hat{C}} + v_i$. By a similar argument in Lemma F.1, $\varphi_i^{(\hat{\tau})'} = \varphi_i(v_{(\cdot, \hat{\tau})}, N_{\hat{\tau}}) > v_i = \varphi_i^{(\hat{\tau})}$. Also note that $\varphi_i^{(\tau)'} \geq \varphi_i^{(\tau)} \forall \tau$ from the proof of F7. Therefore,

$$r_i = w^{(\hat{\tau})} \varphi_i^{(\hat{\tau})} + \sum_{\tau \neq \hat{\tau}} w^{(\tau)} \varphi_i^{(\tau)} < w^{(\hat{\tau})} \varphi_i^{(\hat{\tau})'} + \sum_{\tau \neq \hat{\tau}} w^{(\tau)} \varphi_i^{(\tau)'} = r'_i.$$

F.2 Discussion on [35]

[35] has shown that $v_{(\cdot, \lambda)}$ (defined in Sec. 6.2) inherits the superadditivity from v , i.e., if v is superadditive, then $v_{(\cdot, \lambda)}$ is also superadditive. This is useful because if $v_{(\cdot, \mathbf{t})}$ (defined in Sec. 6.2) inherits the desirable properties of v (e.g., A1, A2, A3 in Sec. 5), it can be shown that the preconditions of Lemma F.1–F.6 are fulfilled, allowing us to use these lemmas to prove Theorem 6.3 in App. F.3. Indeed, we additionally show the inheritance of non-negativity (A1) and monotonicity (A2), in addition to superadditivity (A3), as outlined by the following proposition:

Proposition F.8 ([35]). *Given a valuation function for the aggregated data of a coalition $v_{(\cdot)} : 2^N \rightarrow \mathbb{R}$, and joining time values $\mathbf{t} \in \mathbb{Z}_{\geq 0}^n$, the time-aware valuation function $v_{(\cdot, \mathbf{t})} : 2^N \times \mathbb{Z}_{\geq 0}^n \rightarrow \mathbb{R}$ as defined in (5) satisfies the following:*

- If $v_{(\cdot)}$ is non-negative, then $v_{(\cdot, \mathbf{t})}$ is non-negative.
- If $v_{(\cdot)}$ is monotonic, then $v_{(\cdot, \mathbf{t})}$ is monotonic.
- If $v_{(\cdot)}$ is superadditive, then $v_{(\cdot, \mathbf{t})}$ is superadditive.

Proof. The inheritance of superadditivity follows directly from Proposition 4.1 in [35]. The preservation of non-negativity and monotonicity can be shown similarly following the proof of Proposition 4.1:

Following the definitions in [35], we define a list of increasing values y_h , for $h = 0, 1, \dots, r$ where r is the number of distinct cooperation abilities in $\{\lambda_i\}_{i \in N}$. Specifically, $y_0 = 0, y_h = \min_{i \in N} \{\lambda_i : \lambda_i > y_{h-1}\}$. We can interpret $(y_h)_{h=0,1,\dots,r}$ based on the order of arrival, i.e., y_h is arranged in increasing order of cooperative ability (parties arriving earlier have higher cooperative ability). We also denote the valuation function restricted to a coalition $S \subseteq N$ as $v_{|S}(T) \triangleq v(T \cap S)$ for all $T \subseteq N$. It is shown in [35] that

$$v_{(\cdot, \lambda)} = \sum_{h=0}^{r-1} (y_{h+1} - y_h) v_{|N_{h+1}} + \sum_{i \in N} (1 - \lambda_i) v_{|\{i\}} \quad (7)$$

where $N_{h+1} = \{i \in N : \lambda_i \geq y_{h+1}\}$, for $h = 0, \dots, r-1$. N_{h+1} represents the set of parties with cooperative ability above a certain threshold (arriving earlier than a specific time). By noting that

if v is non-negative (monotonic), then $v|_S$ is non-negative (monotonic) $\forall S \subseteq N$, the inheritance of non-negativity and monotonicity by $v_{(\cdot, \mathbf{t})}$ follows from (7) and $\lambda_i = e^{-\gamma t_i} \in (0, 1] \forall i \in N$. \square

F.3 Proof of Theorem 6.3

- **F1 Non-negativity.** By Proposition F.8, $v_{(\cdot, \mathbf{t})}$ is non-negative and superadditive, then by Corollary F.2, for all $i \in N$,

$$r_i = \varphi_i(v_{(\cdot, \mathbf{t})}, N) \geq 0.$$

- **F2 Individual Rationality.** By Proposition F.8, $v_{(\cdot, \mathbf{t})}$ is superadditive, then by Lemma F.1, $\forall i \in N$,

$$r_i = \varphi_i(v_{(\cdot, \mathbf{t})}, N) \geq v_{\{i\}, \mathbf{t}} = d(v, \{i\}) = v_i.$$

- **F3 Equal-Time Symmetry.** For all $i, j \in N$ s.t. $i \neq j$, if $t_i = t_j$ and $\forall C \subseteq N \setminus \{i, j\}$ $v_{C \cup \{i\}} = v_{C \cup \{j\}}$, then $\lambda_i = \lambda_j$. Also, by (7), for all $C \subseteq N \setminus \{i, j\}$

$$\begin{aligned} v_{(C \cup \{i\}, \mathbf{t})} &= \sum_{h=0}^{r-1} (y_{h+1} - y_h) v_{|N_{h+1}}(C \cup \{i\}) + \sum_{k \in N} (1 - \lambda_k) v_{\{k\}}(C \cup \{i\}) \\ &= \sum_{h=0}^{r-1} (y_{h+1} - y_h) v_{|N_{h+1}}(C \cup \{j\}) + \sum_{k \in N \setminus \{i, j\}} (1 - \lambda_k) v_{\{k\}}(C \cup \{i\}) \\ &\quad + (1 - \lambda_i) \underbrace{v_{\{i\}}(C \cup \{i\})}_{v_i} + (1 - \lambda_j) \underbrace{v_{\{j\}}(C \cup \{i\})}_{v_\emptyset} \\ &= \sum_{h=0}^{r-1} (y_{h+1} - y_h) v_{|N_{h+1}}(C \cup \{j\}) + \sum_{k \in N \setminus \{i, j\}} (1 - \lambda_k) v(C \cap \{k\}) \\ &\quad + (1 - \lambda_j) v_j + (1 - \lambda_i) \cdot 0 \\ &= \sum_{h=0}^{r-1} (y_{h+1} - y_h) v_{|N_{h+1}}(C \cup \{j\}) + \sum_{k \in N \setminus \{i, j\}} (1 - \lambda_k) v_{\{k\}}(C \cup \{j\}) \\ &\quad + (1 - \lambda_j) v_{\{j\}}(C \cup \{j\}) + (1 - \lambda_i) v_{\{i\}}(C \cup \{j\}) \\ &= \sum_{h=0}^{r-1} (y_{h+1} - y_h) v_{|N_{h+1}}(C \cup \{j\}) + \sum_{k \in N} (1 - \lambda_k) v_{\{k\}}(C \cup \{j\}) \\ &= v_{(C \cup \{j\}, \mathbf{t})}. \end{aligned}$$

Hence, we can use Lemma F.4 as the preconditions are met,

$$r_i = \varphi_i(v_{(\cdot, \mathbf{t})}, N) = \varphi_j(v_{(\cdot, \mathbf{t})}, N) = r_j.$$

- **F4 Equal-Time Desirability.** First note that if $\forall C \subseteq N \setminus \{i, j\}$ $v_{C \cup \{i\}} \geq v_{C \cup \{j\}}$, then we have $v|_S(C \cup \{i\}) \geq v|_S(C \cup \{j\}) \forall S \subseteq N$. By (7), since $t_i = t_j$ implies $\lambda_i = \lambda_j$, we have $v_{C \cup \{i\}, \mathbf{t}} \geq v_{C \cup \{j\}, \mathbf{t}}$.

Following the notations in App. F.2, $N_1 = N$ since $\lambda_i = \exp(-\gamma t_i) > 0 = y_0 \forall i \in N$. Hence, by (7), if $t_i = t_j$ and $\exists B \subseteq N \setminus \{i, j\}$ $v_{B \cup \{i\}} > v_{B \cup \{j\}}$, then

$$\begin{aligned}
v_{(B \cup \{i\}, \mathbf{t})} &= \sum_{h=0}^{r-1} (y_{h+1} - y_h) v_{|N_{h+1}|}(B \cup \{i\}) + \sum_{k \in N} (1 - \lambda_k) v_{|\{k\}|}(B \cup \{i\}) \\
&\geq \sum_{h=1}^{r-1} (y_{h+1} - y_h) v_{|N_{h+1}|}(B \cup \{i\}) + \sum_{k \in N} (1 - \lambda_k) v_{|\{k\}|}(B \cup \{j\}) \\
&\quad + (y_1 - y_0) \underbrace{v_{|N_1|}(B \cup \{i\})}_{v_{B \cup \{i\}}} \\
&> \sum_{h=1}^{r-1} (y_{h+1} - y_h) v_{|N_{h+1}|}(B \cup \{j\}) + \sum_{k \in N} (1 - \lambda_k) v_{|\{k\}|}(B \cup \{j\}) \\
&\quad + (y_1 - y_0) \underbrace{v_{|N_1|}(B \cup \{j\})}_{v_{B \cup \{j\}}} \\
&= v_{(B \cup \{j\}, \mathbf{t})}.
\end{aligned}$$

Thus, we have shown that the conditions in Lemma F.6 also hold for $v_{(\cdot, \mathbf{t})}$, so

$$r_i = \varphi_i(v_{(\cdot, \mathbf{t})}, N) > \varphi_j(v_{(\cdot, \mathbf{t})}, N) = r_j.$$

- **F5 Uselessness.** First note that if $\forall C \subseteq N \setminus \{i\}$ $v_{C \cup \{i\}} = v_C$, then $v_{|S|}(C \cup \{i\}) = v_{|S|}(C) \forall S \subseteq N$, which implies $v_{C \cup \{i\}, \mathbf{t}} = v_{C, \mathbf{t}}$ by (7). Hence, by Lemma F.5, for all $i \in N$, if $\forall C \subseteq N \setminus \{i\}$ $v_{C \cup \{i\}} = v_C$,

$$r_i = \varphi_i(v_{(\cdot, \mathbf{t})}, N) = 0.$$

- **F6 Necessity.** By Proposition 5.1 in [35], $\forall C \subseteq N$ if $\{i, j\} \not\subseteq C \implies v_C = 0$, then

$$r_i = \varphi_i(v_{(\cdot, \mathbf{t})}, N) = \varphi_j(v_{(\cdot, \mathbf{t})}, N) = r_j.$$

- **F7 Time-based Monotonicity.** If $(t'_i < t_i) \wedge (\forall j \in N \setminus \{i\} \ t'_j = t_j)$, then by Proposition 4.2 in [35] and the superadditivity of v ,

$$r'_i = \varphi_i(v_{(\cdot, \mathbf{t}'), N}) \geq \varphi_i(v_{(\cdot, \mathbf{t})}, N) = r_i.$$

- **F8 Time-based Strict Monotonicity.** The proof of time-based strict monotonicity follows closely from the proof of Proposition 4.2 in [35] except that we show under \mathbb{I}_i , the equality can be removed to achieve strict monotonicity. We only outline the significant changes and refer the readers to [35] for more details.

Notations. We follow the notations defined in App. F.2. Additionally, we define the zero-normalized valuation function v_o as $v_o(S) \triangleq v(S) - \sum_{k \in S} v(k) \forall S \subseteq N$. Also recall that in time-aware CML setting, $\lambda_i = \exp(-\gamma t_i)$.

Proof Sketch of [35]. [35] showed that if $t'_i < t_i$ ($\lambda'_i > \lambda_i$) and $t'_j = t_j \forall j \neq i$ ($\lambda'_j = \lambda_j \forall j \neq i$), then the difference $\varphi_i(v_{(\cdot, \mathbf{t}'), N}) - \varphi_i(v_{(\cdot, \mathbf{t})}, N)$ can be expressed as linear combinations of the Shapley values, where the Shapley values are calculated with different valuation functions under separate conditions. There are a total of six possibilities.¹⁰ Specifically:

- Under Condition 3,

$$\varphi_i(v_{(\cdot, \mathbf{t}'), N}) - \varphi_i(v_{(\cdot, \mathbf{t})}, N) = \eta_3 \varphi_i(v_{o|C_3}, N) + \eta'_3 \varphi_i(v_{o|C'_3}, N);$$

- Under Condition 6,

$$\varphi_i(v_{(\cdot, \mathbf{t}'), N}) - \varphi_i(v_{(\cdot, \mathbf{t})}, N) = \eta_6 \varphi_i(v_{o|C_6}, N) + \eta'_6 \varphi_i(v_{o|C'_6}, N);$$

- Under Condition α for $\alpha \in \{1, 2, 4, 5\}$,

$$\varphi_i(v_{(\cdot, \mathbf{t}'), N}) - \varphi_i(v_{(\cdot, \mathbf{t})}, N) = \eta_\alpha \varphi_i(v_{o|C_\alpha}, N).$$

¹⁰To be more precise, there is one more possibility whose proof is omitted in [35], but this possibility is covered in F7. The readers can refer to the footnote of F7 in Sec. 4 for details.

Here, $\eta_\alpha, \eta'_3, \eta'_6 > 0$ are positive coefficients and $C_\alpha, C'_3, C'_6 \subseteq N$ are coalitions for all $\alpha \in \{1, 2, 3, 4, 5, 6\}$. We refer the readers to [35] for actual values of η_α, C_α , as well as the specifics about the conditions. The monotonicity then follows from the non-negativity of the Shapley values. **Strict Monotonicity.** To enforce strict inequality, we need to show

$$\varphi_i(v_{o|C_\alpha}, N) > 0 \quad \forall \alpha \in \{1, 2, 4, 5\} \quad (8)$$

and

$$\varphi_i(v_{o|C_\alpha}, N) > 0 \vee \varphi_i(v_{o|C'_\alpha}, N) > 0 \quad \forall \alpha \in \{3, 6\}. \quad (9)$$

Let $T = \{i : t_j < t_i\}$ and $T' = T \cup \{i\}$. It is easy to check that $T' \subseteq C_\alpha \quad \forall \alpha \in \{1, 2, 4, 5\}$ and $T' \subseteq C_\alpha \vee T' \subseteq C'_\alpha \quad \forall \alpha \in \{3, 6\}$. This relieves our burden of checking every single possible condition, as we can restrict ourselves to only consider $S \subseteq T' \setminus \{i\}$. In fact, To show both (8) and (9) hold (positive Shapley value), it is sufficient to show $v_{o|T'}(S \cup \{i\}) - v_{o|T'}(S) > 0$ for some $S \subseteq T' \setminus \{i\}$, i.e.,

$$\exists S \subseteq T' \setminus \{i\} \quad v_o((S \cup \{i\}) \cap T') - v_o(S \cap T') > 0. \quad (10)$$

Since $(S \cup \{i\}) \cap T' = (S \cap T') \cup (\{i\} \cap T') = (S \cap T') \cup \{i\}$, by the inherited superadditivity of v_o , as long as $\exists S \subseteq T' \setminus \{i\}$ such that $v_o((S \cap T') \cup \{i\}) > v_o(S \cap T') + v_o(\{i\})$, (10) is satisfied.

By the definition of zero-normalization, $v_o(\{i\}) = 0$, so we need $v_o((S \cap T') \cup \{i\}) > v_o(S \cap T')$. Again, by the definition of v_o , we require

$$v((S \cap T') \cup \{i\}) - \sum_{k \in (S \cap T') \cup \{i\}} v(\{k\}) > v(S \cap T') - \sum_{k \in S \cap T'} v(\{k\}). \quad (11)$$

Since $i \notin S$, (11) is equivalent to $v((S \cap T') \cup \{i\}) - v(\{i\}) > v(S \cap T')$. Let $B \subseteq T = T' \setminus \{i\}$ be the coalition that satisfies \mathbb{I}_i . Then, if we take $S = B$, we have $S \cap T' = B$ because $S \subseteq T'$. Hence, $v((S \cap T') \cup \{i\}) - v(\{i\}) = v_{B \cup \{i\}} - v_i > v_B$ by \mathbb{I}_i . Therefore, (11) is also satisfied so both (8) and (9) are true and

$$r'_i - r_i = \varphi_i(v_{(\cdot, t')}, N) - \varphi_i(v_{(\cdot, t)}, N) > 0 \implies r'_i > r_i.$$

F.4 Efficient Computation of Equation (5)

We can skip computing the Harsanyi dividend [14] by using Eq. 7 in App. F.2. In the following, we explain how to implement this efficient calculation in practice and provide insight into this approach.

We obtain \acute{e} by sorting the weights $(e^{-\gamma t_j})_{j \in C}$ in descending order and appending a 0. We obtain \acute{C} by sorting the list of parties in coalition C in ascending order of their joining time values. Then,

$$v_{C, t} = \sum_{j=1}^{|C|} v_{\acute{C}_{[j]}} [\acute{e}_{[j]} - \acute{e}_{[j+1]}] + \sum_{j=1}^{|C|} [1 - \acute{e}_{[j]}] v_{\acute{C}_{[j]}} \quad (12)$$

only involves summing $|C|$ terms.¹¹

We observe that for the k th ranked party $i = \acute{C}_{[k]}$, the dividend $d(v, \{i\})$ contributes to any v_C where $i \in C$. Thus, the dividend has a weight of $\sum_{j=k}^{|C|} [\acute{e}_{[j]} - \acute{e}_{[j+1]}] + [1 - \acute{e}_{[k]}] = 1$ in Eq. (12) which is the same as in Eq. (5).

In addition, the dividend $d(v, T)$ where $|T| \geq 2$ contributes to v_C only if $T \subseteq C$. Let k be the rank of the latest party in T . The dividend would have a weight of $\sum_{j=k}^{|C|} [\acute{e}_{[j]} - \acute{e}_{[j+1]}] = \acute{e}_{[k]} = \min_{j \in T} e_{[j]}$ in Eq. (12) which is the same as in Eq. (5).

G Reward Realization Methods

Likelihood Tempering. One way to realize $(r_i^*)_{i \in N}$ exactly when using conditional IG (2) for data valuation is the *likelihood tempering* [51] method. The mediator assigns party i a model reward

¹¹ $[j]$ and $[: j]$ denote indexing the j -th element and up to and inclusive of the j -th element.

(posterior) p_i^* that is updated by its likelihood $p(D_i|\theta)$ and the tempered likelihood of others' data $\propto p(D_{N\setminus\{i\}}|\theta)^{\kappa_i}$ where the tempering factor $\kappa_i \in [0, 1]$. Note that when $\kappa_i = 0$ and 1, party i 's model is trained on D_i and D_N , respectively. We can view $D_{N\setminus\{i\}}$ as partitioned into two random variables R_i and R_{-i} with likelihood proportional to $p(D_{N\setminus\{i\}}|\theta)^{\kappa_i}$ and $p(D_{N\setminus\{i\}}|\theta)^{1-\kappa_i}$, respectively. Note that as $D_{N\setminus\{i\}}$ follows a Gaussian distribution, R_i and R_{-i} also follow Gaussian distributions (but have larger variances). The mediator then uses any root-finding algorithm to exactly solve for κ_i such that $I(\theta; D_i \cup R_i | R_{-i}) = r_i^*$.

Subset Selection. The mediator can generate model rewards of different values for each party $i \in N$ by training on different subsets of D_N . Since r_i^* exceeds v_i (i.e., F2 is satisfied), party i receives a model reward trained on $D_i^r \triangleq D_i \cup R_i$ where $R_i \subseteq D_{N\setminus\{i\}}$ is selected such that $v(D_i^r) = r_i^*$. However, as it is intractable to enumerate an exponential number of subsets to find D_i^r whose value $v(D_i^r)$ is the closest to r_i^* , we resort to an approximation method. For example, when conditional IG (2) is used as the valuation function, we shuffle $D_{N\setminus\{i\}}$ and incrementally add points to R_i only until $I(\theta; D_i^r | D_N \setminus D_i^r) > r_i^*$.

H Additional Experiment Details and Results

All experiments were performed on a system equipped with an NVIDIA A16 GPU with 10 GB of VRAM. The system was configured with NVIDIA driver version 515.43.04 and CUDA version 11.7.

H.1 Experiment Setup

Part of our experiment setup is adapted from [49]. We empirically verify our results on an additional *diabetes progression* (DiaP) dataset [9] with conditional IG as the valuation function. We also demonstrate our results on the CIFAR-100 dataset [23] with $n = 10$ parties, and the dual of validation accuracy is used as the valuation function. We use the Gaussian Process (GP) regression model for all datasets except MNIST and CIFAR-100, for which we train neural networks (NNs). For all GP models, we use *automatic relevance determination* such that each input feature has a different lengthscale parameter. For the Friedman, CaliH and DiaP datasets, we use an 80–20 train-test split to obtain D_{train} and D_{test} , all parties' data are randomly sampled without replacement from D_{train} .

Synthetic Friedman Dataset ($n_1 = n_2 > n_3$) We generate data based on the Friedman function:

$$y = 10 \sin(\pi x_{[d,0]} x_{[d,1]}) + 20(x_{[d,2]} - 0.5)^2 + 10x_{[d,3]} + 5x_{[d,4]} + 0x_{[d,5]} + \mathcal{N}(0, 1)$$

where d is the index of data point (x, y) and its 6 input features (i.e., $x \triangleq (x_{[d,a]})_{a=0,\dots,5}$) are independent and uniformly distributed over the input domain $[0, 1]$. The last input feature $x_{[d,5]}$ is an independent variable which does not affect the output y .

We standardize the values of output y and train a GP model with a squared exponential kernel. We consider a test set with 200 points and parties 1, 2 and 3 having $n_1 = 300$, $n_2 = 300$ and $n_3 = 200$ training points, respectively.

CaliH Dataset ($n_1 > n_2 > n_3$) We standardize each input feature \mathbf{X} and the output vector \mathbf{y} to have a variance of 1 and train a GP model with a squared exponential kernel.

We consider a test set with 4128 points and parties 1, 2 and 3 having $n_1 = 600$, $n_2 = 400$ and $n_3 = 200$ training points, respectively.

DiaP Dataset ($n_1 = n_2 < n_3$) We use the diabetes progression (DiaP) dataset [9] with scaled features from sklearn. We remove the gender feature and standardize the output vector \mathbf{y} to have a variance of 1.

We train a GP model with a composite kernel comprising the squared exponential kernel and the exponential kernel.

We use an 80-20 train-test split to obtain a test set with 88 points and parties 1, 2 and 3 having $n_1 = 75$, $n_2 = 75$ and $n_3 = 125$ training points, respectively.

MNIST Dataset Since NNs are highly effective on the MNIST dataset, we first create a subsampled version by randomly selecting 20000 data points from the original training set, which serves as the aggregated data D_{train} for all parties. D_{train} is then distributed among the three parties based on data point labels. Specifically, the 10 classes are randomly divided into three

groups of size 3, 3 and 4. Party i receives all the data points in D_{train} with labels in the i th group.

We train a NN with one hidden layer of 16 neurons using ReLU activation functions and stochastic gradient descent. The model with the highest validation accuracy over 10 training epochs is selected.

CIFAR-100 Dataset We use all 50,000 training images as the aggregated dataset for all parties. Prior to data assignment, we preprocess the images using a pretrained ResNet50 backbone to extract embedding features. Each of the 10 parties is then assigned all the transformed data from 10 randomly selected classes. There is no data overlap between parties, and collectively they cover the entire set of 50,000 training images.

We train a NN with two hidden layers containing 1024 and 512 neurons each. We use ReLU as the activation function, and the NN is trained using dropout and the Adam optimizer. The model with the highest validation accuracy over 20 training epochs is selected.

H.2 Metrics

Information Gain Let \mathbf{X} be the input matrix and \mathbf{y} is the output vector. In a GP model with function f , the latent output vector is $\mathbf{f} \triangleq f(\mathbf{X})$. We assume that \mathbf{y} is generated from \mathbf{f} by adding independent Gaussian noise with noise variance σ^2 . The information gain of the GP from evaluating at \mathbf{X} is given by

$$\mathbb{I}(f; \mathbf{X}) = \mathbb{I}(\mathbf{f}; \mathbf{X}) = 0.5 \log(|\mathbf{I} + \mathbf{K}_{\mathbf{X}\mathbf{X}}/\sigma^2|) \quad (13)$$

where $\mathbf{K}_{\mathbf{X}\mathbf{X}}$ is a covariance matrix with components $k(\mathbf{x}, \mathbf{x}')$ for all \mathbf{x}, \mathbf{x}' in \mathbf{X} and k is a kernel function.

When calculating the IG for heteroscedastic data (i.e., data points with different noise variances), instead of dividing by σ^2 , we multiply by the diagonal matrix $\mathbf{K}_{\text{noise}}^{-1}$ such that each diagonal component of $\mathbf{K}_{\text{noise}}$ represents the noise variance corresponding to a data point in D .

Mean Negative Log Probability The model reward p_i^* is Gaussian process posterior after observing the dataset D_i (and some subset of $D_{N \setminus i}$). To compute the MNLP, we compute the model reward p_i^* 's (predictive) mean $\mu_{\mathbf{x}}$ and variance $\sigma_{\mathbf{x}}^2$ at each test point \mathbf{x} . Then,

$$\text{MNLP} = \frac{1}{|D_{\text{test}}|} \sum_{(\mathbf{x}, y) \in D_{\text{test}}} \frac{1}{2} \left(\log(2\pi\sigma_{\mathbf{x}}^2) + \frac{(\mu_{\mathbf{x}} - y)^2}{\sigma_{\mathbf{x}}^2} \right). \quad (14)$$

A lower MNLP is better as it indicates that the model is more confident in its prediction (small first term) and is not overconfident in predictions with larger squared error (small second term).

H.3 Reward Values on the DiaP Dataset

In Fig. 8, we create a scenario where $v_1 = 36.35$ is close to $v_2 = 37.11$, while $v_3 = 61.79$ is significantly larger. When $t_1 = t_2 = t_3 = 0$, the Shapley values are $\varphi_1 = 38.69, \varphi_2 = 39.46, \varphi_3 = 64.53$, with party 3 receiving model with the highest possible value v_N . As party 1 joins later (t_1 increases), Fig. 8 shows that its reward r_1^* decreases as a disincentive for joining late. While F8 only stipulates a decrease in r_1^* , we also see a drop in r_2^* and r_3^* . This is because other parties receive benefits from party 1's collaboration for a shorter duration, resulting in lower total rewards. However, each party is still guaranteed individual rationality (F2), i.e., all parties receive rewards at least as valuable as their own data (plotted as grey horizontal lines in Fig. 8).

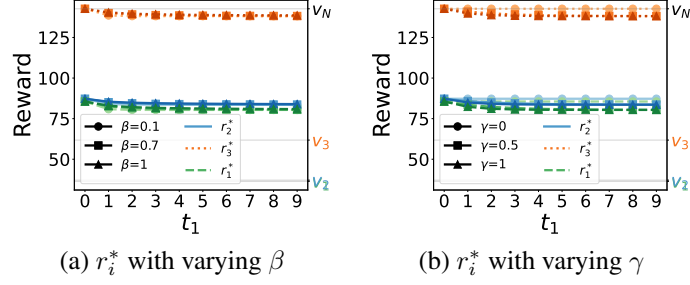


Figure 8: Graphs of reward values r_i^* vs. t_1 with the DiaP dataset using (a) time-aware reward cumulation and (b) time-aware data valuation.

The trend in Fig. 8 is nearly horizontal and thus almost unnoticeable. This is because the changes in reward values are small compared to the largest reward value v_N . To illustrate the trend more clearly, we restrict the range of reward values. In Figs. 9a-b, we can clearly observe that the reward values of parties 1 and 2 decrease with the joining time t_1 when the reward values are restricted to the range $[80, 90]$. Similarly, the reward value of party 3 also decreases, as shown in Figs. 9c-d, when the range is restricted to $[135, 145]$.

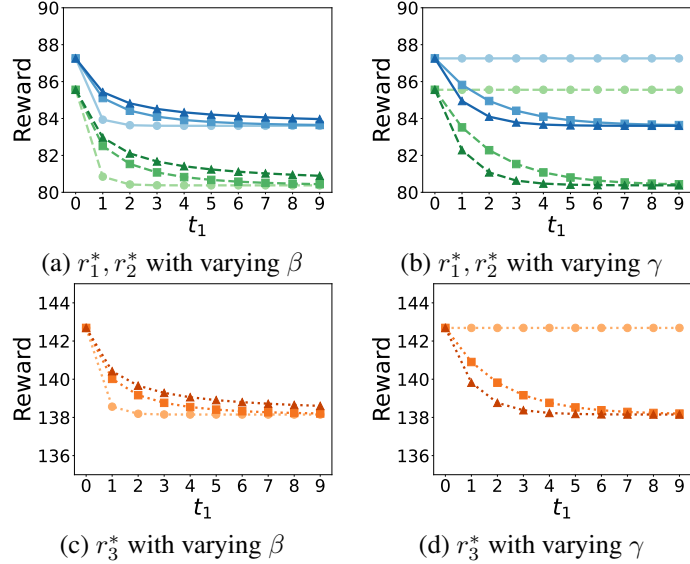


Figure 9: Graphs of reward values r_1^* (green), r_2^* (blue), r_3^* (orange) vs. t_1 using (a,c) time-aware reward cumulation and (b,d) time-aware data valuation with the DiaP dataset.

H.4 Reward Realization with Likelihood Tempering Method on the DiaP Dataset

We verify that when using likelihood tempering, models with higher reward values r_i^* also have better predictive performance (lower MNLP). Thus, in Fig. 10, we observe that: (i) Each party receives a model reward with lower MNLP than the model it trained alone. (ii) When a party delays its participation, it receives a model with worse MNLP. (iii) Parties with higher Shapley or data values receive models with better MNLP. In addition, using a smaller β and a larger γ leads to a decrease in r_1^* and an increase in MNLP. We also note that the increasing trend of MNLP is not obvious in Fig. 10. This is because the change in reward values is small, as explained in the App. H.3.

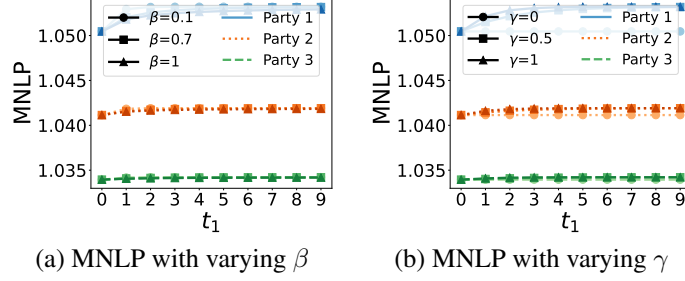


Figure 10: Graphs of MNLP vs. t_1 using (a) time-aware reward cumulation and (b) time-aware data valuation using likelihood tempering for reward realization on the DiaP dataset.

H.5 Reward Realization with Subset Selection Method on the DiaP Dataset

When using subset selection, we similarly observe that models with higher reward values r_i have better or similar predictive performance. Based on Fig. 11, we conclude that: (i) Each party receives a model reward with lower MNLP than the model it trained alone. (ii) When a party delays its participation, it does not receive a model with better MNLP. (iii) Parties with higher Shapley or data values receive models with better MNLP.

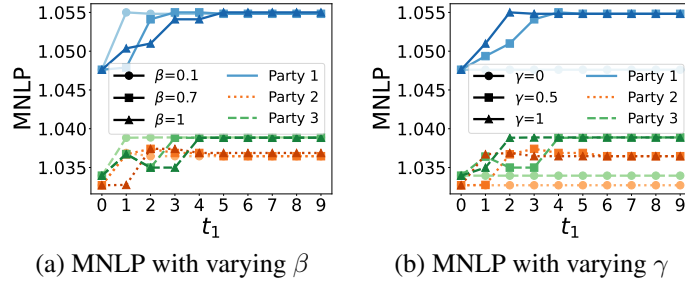


Figure 11: Graphs of MNLP vs. t_1 using (a) time-aware reward cumulation and (b) time-aware data valuation using subset selection for reward realization on the DiaP dataset.

In Sec. H.4, we observe that the MNLP increases smoothly as t_1 increases. However, for subset selection, the MNLP exhibits less smooth behavior. This is because the reward values can only be realized approximately, and the process is sensitive to the quality of the data points included in the subset. For example, the MNLP would increase by a larger extent with the addition of an outlier or the removal of all data from a region of the input space.¹²

H.6 Reward Values with 10 Parties on the CIFAR-100 Dataset

As in Sec. 7, we investigate how each party's reward changes with the joining time of Party 1. We set $\beta = \gamma = 1$ for both methods. Fig. 12 shows that Party 1's reward decreases with later joining times under both methods, consistent with our theoretical guarantees and serving as a disincentive for joining late. More importantly, Fig. 12 demonstrates that our approaches remain consistent when an efficient approximation method is adopted, even as the number of parties increases and a larger real-world dataset is used.

¹²In contrast, likelihood tempering always use all data and only vary their impact by varying the tempering factor and variance.

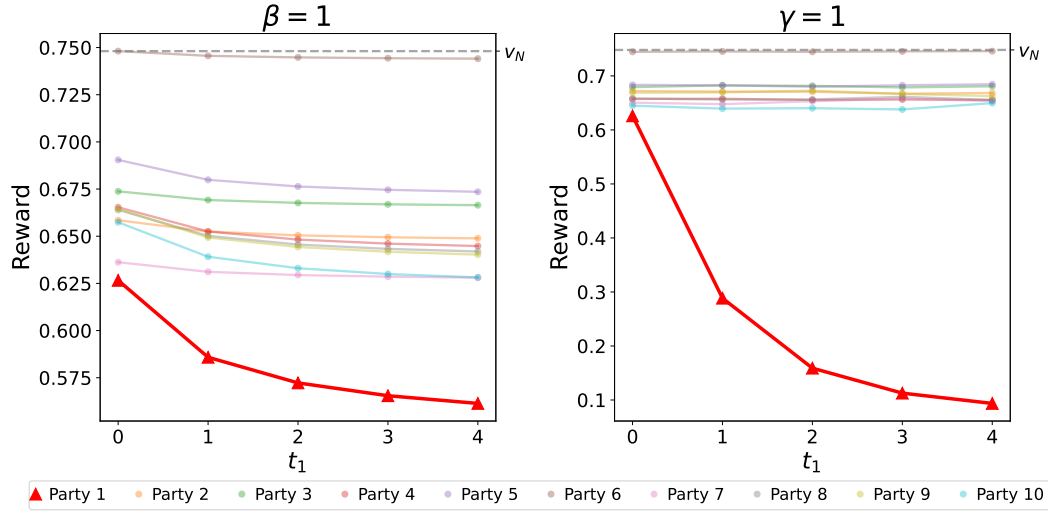


Figure 12: Graphs of reward values r_i^* vs. t_1 with the CIFAR-100 dataset using (a) time-aware reward cumulation and (b) time-aware data valuation.