

On the Optimization Dynamics of RLVR: Gradient Gap and Step Size Thresholds

Joe Suk Yaqi Duan
j.suk@nyu.edu yd2878@stern.nyu.edu

Department of Technology, Operations and Statistics
Stern School of Business, New York University

February 13, 2026

Abstract

Reinforcement Learning with Verifiable Rewards (RLVR), which uses simple binary feedback to post-train large language models, has found significant empirical success. However, a principled understanding of why it works is lacking. This paper builds a theoretical foundation for RLVR by analyzing its training process at both the full-response (trajectory) and token levels. Central to our analysis is a new quantity called the *Gradient Gap*, which formalizes the direction of improvement from low-reward to high-reward regions of the response space. We prove that convergence critically depends on aligning the update direction with this Gradient Gap. Moreover, we derive a sharp step-size threshold based on the magnitude of the Gradient Gap: below it, learning converges, whereas above it, performance collapses. Our theory further predicts how the critical step size must scale with *response length* and the *success rate*, thereby explaining why practical heuristics such as *length normalization* improve stability and showing that, with a fixed learning rate, the success rate can stagnate strictly below 100%. Importantly, our theory holds flexibly for any policy-gradient algorithm and so characterizes the dynamics of popular approaches such as REINFORCE and GRPO. We validate these predictions through controlled bandit simulations and language model experiments on post-training Qwen2.5-Math-7B with GRPO.

1 Introduction

Large language models (LLMs) have recently achieved significant advances through reinforcement learning post-training, which aligns them with complex tasks and preferences (Ziegler et al., 2019; Ouyang et al., 2022; Shao et al., 2024; Team et al., 2025). In particular, Reinforcement Learning with Verifiable Rewards (RLVR) has emerged as a powerful approach for post-training LLMs on tasks where success can be automatically checked (Guo et al., 2025). RLVR methods have shown impressive empirical gains by leveraging binary success/failure feedback instead of human judgments, thereby simplifying the RL pipeline. Techniques in this vein (e.g. variants of Proximal Policy Optimization, a.k.a. PPO (Schulman et al., 2017), like GRPO (Shao et al., 2024), DAPO (Yu et al., 2025), Dr. GRPO (Liu et al., 2025), etc.) eliminate the need for learned reward or value models, relying purely on verifiable outcome signals. This has enabled LLMs to achieve state-of-the-art results on challenging reasoning and code-generation tasks, demonstrating the promise of RLVR-driven fine-tuning.

However, empirical progress in RLVR has far outpaced our theoretical understanding. The optimization process remains largely a black box: we do not fully understand why RL-based post-training works so well, under what conditions it might falter, or how to tune it for stable convergence. Recent

PPO-based variants (e.g. GRPO, DAPO, Dr. GRPO) have sprung up to improve training stability, each introducing different heuristics like normalizing gradient updates by the output length or standardizing rewards by the group’s variance. Yet it remains unclear which of these design choices truly matter; without a principled basis, their adoption is guided more by intuition than by theory. This gap is especially pronounced given RLVR’s sparse binary rewards (each episode yields just a single success/failure bit), which make it difficult to analyze how gradient descent navigates the model’s vast parameter space or how the policy’s output distribution shifts toward higher-reward answers. In practice, practitioners often resort to trial-and-error for critical hyperparameters and algorithmic choices, where a mis-tuning can destabilize training or even cause catastrophic collapse (e.g., forgetting pre-trained knowledge or converging to trivial outputs). These challenges underscore the need for a rigorous theoretical framework to demystify RLVR’s optimization dynamics.

This work establishes such a framework, providing a rigorous theoretical foundation for RLVR in LLM post-training. Our key contributions are:

- **Unified RLVR theory:** We develop a principled framework for RLVR under binary rewards, introducing the *Gradient Gap* to characterize the improvement direction from low- to high-reward responses. Our theory applies to any policy gradient-based method, and thus describes training behavior of methods such as REINFORCE and GRPO.
- **Convergence guarantees:** We prove the existence of a sharp step-size threshold that separates stable convergence from divergence, providing clear guidance for safe hyperparameter tuning.
- **Length- and success-aware learning rates:** Our theory shows that the effective learning rate must shrink with output length and adapt to task difficulty, offering a theoretical explanation for the stabilizing effect of heuristics such as length normalization and clarifying why fixed step sizes can cause stagnation.
- **Empirical validation:** We validate our theory through bandit simulations and LLM experiments, including fine-tuning Qwen2.5-Math-7B on GSM8K, DeepScaleR, and DAPO-17k datasets with GRPO, demonstrating close alignment between theory and practice.

1.1 Related Works

Recent efforts in RL-based language model post-training have introduced a family of GRPO-style algorithms that extend or modify Proximal Policy Optimization (PPO) for verifiable feedback settings. GRPO itself eliminates the value critic by estimating advantages from a group of sampled responses, using relative reward normalization instead of a learned baseline (Shao et al., 2024). Building on this idea, DAPO augmented GRPO by decoupling the PPO clipping range and dynamically filtering out cases where all responses in a batch are correct or all are incorrect (Yu et al., 2025). Dr. GRPO revisits the advantage normalization procedure, arguing that removing length and variance normalizations (i.e. using only a mean baseline) can prevent bias in policy updates (Liu et al., 2025). Additional related papers are discussed in Appendix A.

In parallel, theoretical work has established convergence guarantees for policy gradient (PG) methods, including REINFORCE and actor-critic algorithms. In finite Markov decision processes with softmax policies, the PG objective often satisfies a PL condition, implying that any stationary point is globally optimal and that vanilla gradient ascent converges at a sublinear rate (Agarwal et al., 2021; Xiao, 2022). Actor-critic methods also achieve provable convergence by using two-timescale updates or pessimistic value estimation (Wu et al., 2020; Zanette et al., 2021). However, extending

these guarantees to post-training large language models with verifiable binary rewards remains challenging, as sparse success/failure signals provide very limited gradient information.

Theoretical Analyses of Post-Training. Prior works on theoretical convergence guarantees of post-training focus on upper bounding the norm of reward gradients (Ge et al., 2025; Pang and Jin, 2025; Huang et al., 2025), which for non-convex objectives is a weaker notion of convergence than direct rates on the reward improvement, as we show in this work. Furthermore, these works are constrained to a one-step trajectory-level analysis and thus do not take into account response length normalization in rates. In other directions, Mroueh (2025) study the fixed-point solutions of GRPO and Yuan et al. (2025) conduct a trajectory-level convergence analysis of value-based methods.

2 Problem Set-Up

Language Model. We begin with a standard language model parameterized by $\theta \in \mathbb{R}^d$, which defines a conditional distribution $\pi_\theta(\vec{o} \mid q)$ over sequences of tokens $\vec{o} = (o_1, o_2, \dots, o_{|\vec{o}|})$ given an input prompt/question q . Output tokens $\{o_t\}_{t=1}^{|\vec{o}|}$ are drawn from a finite vocabulary \mathcal{T} , and the generation process ends when the special end-of-sequence token $o_{|\vec{o}|} = \text{EOS}$ is emitted.

The model generates tokens in an *autoregressive* fashion: at every step t , the next token o_t is sampled conditioned on the prompt q and all previously generated tokens $\vec{o}_{<t} = (o_1, o_2, \dots, o_{t-1})$. Formally, $\pi_\theta(\vec{o} \mid q) = \prod_{t=1}^{|\vec{o}|} \pi_\theta(o_t \mid q, \vec{o}_{<t})$. Each conditional distribution is defined by a softmax over token logits $\mathbf{h}_\theta(\cdot)$:¹

$$\pi_\theta(o_t \mid q, \vec{o}_{<t}) := \frac{\exp\{\mathbf{h}_\theta(q, \vec{o}_{\leq t})\}}{\sum_{o' \in \mathcal{T}} \exp\{\mathbf{h}_\theta(q, \vec{o}_{<t}, o')\}}. \quad (1)$$

Post-Training: Reinforcement Learning with Verifiable Rewards (RLVR). While a supervised language model can generate fluent text, it often struggles to align with task-specific goals such as math reasoning or code generation. Post-training addresses this limitation by adapting the model parameters θ to align more closely with an external reward signal that captures desirable behavior.

Formally, we assume access to an outcome reward model $r^*(q, \vec{o})$ that is directly verifiable and assessed at the end of a generated sequence: $r^* = 1$ if the answer is correct (e.g., a valid proof step or passing code execution) and $r^* = 0$ otherwise. The aim of reinforcement learning in this context is to tune the model parameters θ so as to maximize the expected reward under the current policy:

$$\max_{\theta \in \mathbb{R}^d} J(\pi_\theta) := \mathbb{E}_{q \sim \mathbb{P}_Q, \vec{o} \sim \pi_\theta(\cdot \mid q)} [r^*(q, \vec{o})]. \quad (2)$$

Policy Gradient. To optimize $J(\pi_\theta)$, we rely on policy gradient-based methods. At each iteration t , the parameters θ are updated according to

$$\theta_{k+1} = \theta_k + \eta_k \cdot \mathbf{w}_k, \quad (3)$$

where $\eta_k \geq 0$ is the learning rate and $\mathbf{w}_k \in \mathbb{R}^d$ is a normalized update direction with $\|\mathbf{w}_k\|_2 \leq 1$. For clarity, we denote the policy and logit function at step k as $\pi_k := \pi_{\theta_k}$ and $\mathbf{h}_k := \mathbf{h}_{\theta_k}$.

¹Our convergence results require only mild regularity conditions, and not the softmax parametrization. We present this standard form as the motivating example.

This generic formulation captures a broad family of post-training RLVR algorithms. Representative examples are:

REINFORCE: The classical policy gradient method updates parameters in the direction $\nabla_{\theta} J(\pi_k) =$

$$\mathbb{E}_{q \sim \mathbb{P}_Q, \vec{\sigma} \sim \pi_k(\cdot | q)} [A(q, \vec{\sigma}) \nabla_{\theta} \log \pi_k(\vec{\sigma} | q)], \quad (4)$$

where the advantage function is given by $A(q, \vec{\sigma}) = r^*(q, \vec{\sigma}) - \mathbb{E}_{\vec{\sigma}' \sim \pi_k(\cdot | q)} [r^*(q, \vec{\sigma}')]$. In this case, the update rule $\theta_{k+1} = \theta_k + \alpha \cdot \nabla_{\theta} J(\pi_k)$ can be rewritten in our generic form by setting $\mathbf{w}_k = \nabla_{\theta} J(\pi_k) / \|\nabla_{\theta} J(\pi_k)\|_2$ and $\eta_k = \alpha \|\nabla_{\theta} J(\pi_k)\|_2$. Viewed in this way, Dr. GRPO (Liu et al., 2025) emerges as a variant that replaces the single-sample advantage with a group-wise demeaned version.

Group Relative Policy Optimization (GRPO): GRPO has recently become a standard choice for RLVR. The full algorithm incorporates clipping ratios and multi-step updates (see Appendix B.1). To connect it with the generic policy gradient form, we consider a simplified one-step approximation without clipping. In this case, the gradient direction is $\mathbf{g}_{\text{GRPO}}(\pi_k) =$

$$\mathbb{E}_{q \sim \mathbb{P}_Q, \vec{\sigma} \sim \pi_k(\cdot | q)} \left[\frac{A(q, \vec{\sigma})}{\sigma(q)} \cdot \frac{1}{|\vec{\sigma}|} \nabla_{\theta} \log \pi_k(\vec{\sigma} | q) \right], \quad (5)$$

where the conditional standard deviation $\sigma(q)$ is given by $\sigma^2(q) = \text{Var}_{\vec{\sigma} \sim \pi_k(\cdot | q)} [r^*(q, \vec{\sigma}) | q]$. In practice, GRPO is typically trained with a cosine learning rate schedule, which can be locally treated as a constant step size α . Within our generic update rule, this corresponds to setting $\mathbf{w}_k = \mathbf{g}_{\text{GRPO}} / \|\mathbf{g}_{\text{GRPO}}\|_2$ and $\eta_k = \alpha \|\mathbf{g}_{\text{GRPO}}\|_2$, so that both the response length $|\vec{\sigma}|$ and reward variability $\sigma(q)$ directly influence the effective step size η_k .

Objective. Our goal in this work is to understand how the choice of update direction \mathbf{w}_k and step size η_k influences the convergence of RLVR. In particular, we ask: under what conditions can we guarantee convergence, and what design choices may lead to instability or failure modes?

3 Trajectory-Level Analysis

In this section, we study the optimization scheme (3) on a single prompt q , which we later generalize to the multiple prompt setting in Section 5. As a warmup, we take a *trajectory-level* view, where each response $\vec{\sigma}$ is treated as a single unit rather than a sequence of tokens. By abstracting away the internal structure, the analysis becomes simpler yet still revealing. We begin by outlining the key ingredients of this trajectory-level view, then examine both its success modes and failure cases. Although this setup is only a warm-up for the more detailed token-level analysis, it already highlights several nontrivial and illuminating properties of RLVR.

3.1 Key Ingredients: Gradient Gap and Gap Alignment

Our optimization objective is the *correction rate* of the model π_{θ} on prompt q : $J_q(\pi_{\theta}) := \mathbb{E}_{\vec{\sigma} \sim \pi_{\theta}(\cdot | q)} [r^*(q, \vec{\sigma}) | q]$. To analyze this, we partition the response space \mathcal{O} into two sets based

on the verifiable reward $r^*(q, \cdot)$:

$$\begin{aligned}\mathcal{O}_q^+ &:= \{\vec{o} \in \mathcal{O} \mid r^*(q, \vec{o}) = 1\} \\ \mathcal{O}_q^- &:= \{\vec{o} \in \mathcal{O} \mid r^*(q, \vec{o}) = 0\}.\end{aligned}$$

Here \mathcal{O}_q^+ represents desirable responses (correct solutions), while \mathcal{O}_q^- contains undesirable ones. Accordingly, $J_q(\pi_\theta) = \mathbb{P}_{\vec{o} \sim \pi_\theta(\cdot|q)}[\vec{o} \in \mathcal{O}_q^+]$ and $1 - J_q(\pi_\theta) = \mathbb{P}_{\vec{o} \sim \pi_\theta(\cdot|q)}[\vec{o} \in \mathcal{O}_q^-]$.

Conditional Policies. We further define conditional distributions over the positive and negative spaces:

$$\pi_\theta^+(\vec{o} \mid q) = \pi_\theta(\vec{o} \mid q, \mathcal{O}_q^+) := \frac{\pi_\theta(\vec{o} \mid q)}{J_q(\pi_\theta)} \cdot \mathbb{1}\{\vec{o} \in \mathcal{O}_q^+\}, \quad (6a)$$

$$\pi_\theta^-(\vec{o} \mid q) = \pi_\theta(\vec{o} \mid q, \mathcal{O}_q^-) := \frac{\pi_\theta(\vec{o} \mid q)}{1 - J_q(\pi_\theta)} \cdot \mathbb{1}\{\vec{o} \in \mathcal{O}_q^-\}. \quad (6b)$$

These describe how the model π_θ distributes probability mass within the “good” and “bad” regions, respectively.

Gradient Gap: A Direction for Improvement. Using the conditional policies, we measure the expected log-probability gradient / score function in each region:

$$\begin{aligned}\mathbf{g}_q^+(\pi_\theta) &:= \mathbb{E}_{\vec{o} \sim \pi_\theta^+(\cdot|q)}[\nabla_\theta \log \pi_\theta(\vec{o} \mid q)] \\ \mathbf{g}_q^-(\pi_\theta) &:= \mathbb{E}_{\vec{o} \sim \pi_\theta^-(\cdot|q)}[\nabla_\theta \log \pi_\theta(\vec{o} \mid q)].\end{aligned} \quad (7)$$

The difference between them,

$$\mathbf{g}_q^+(\pi_\theta) - \mathbf{g}_q^-(\pi_\theta), \quad (8)$$

is the *Gradient Gap*. Intuitively, it highlights how the model’s parameters should be shifted to favor desirable responses over undesirable ones.

Crucially, the Gradient Gap is directly proportional² to the policy gradient given in equation (4):

$$\nabla_\theta J_q(\pi_\theta) = J_q(\pi_\theta)\{1 - J_q(\pi_\theta)\} \cdot (\mathbf{g}_q^+ - \mathbf{g}_q^-). \quad (9)$$

This shows the Gradient Gap captures the true direction of improvement and, unlike the policy gradient $\nabla_\theta J_q(\pi_\theta)$, is not scaled down by the variability factor $J_q(1 - J_q)$, making it a purer indicator of where to move.

Gap Alignment: Following the Right Direction. Consider now the optimization scheme (3). At iteration k , define $\mathbf{g}_q^+(k)$ and $\mathbf{g}_q^-(k)$ under the current policy π_k . The update vector \mathbf{w}_k should ideally align with the improvement direction $\mathbf{g}_q^+(k) - \mathbf{g}_q^-(k)$.

We measure this alignment by the inner product

$$\Delta\mu_q(k) := \mathbf{w}_k \cdot \{\mathbf{g}_q^+(k) - \mathbf{g}_q^-(k)\}. \quad (10)$$

If $\|\mathbf{w}_k\|_2 = 1$, this equals $\Delta\mu_q(k) = \|\mathbf{g}_q^+(k) - \mathbf{g}_q^-(k)\|_2 \cdot \cos \angle\{\mathbf{w}_k, \mathbf{g}_q^+(k) - \mathbf{g}_q^-(k)\}$, which depends both on the magnitude of the Gradient Gap and the angle of alignment.

In the convergence analysis, $\Delta\mu_q(k)$ will play a central role. For stable progress we require:

²A formal proof of this is found in Appendix B.2

- (i) $\Delta\mu_q(k)$ should be positive and preferably large, ensuring updates move in the right direction.
- (ii) The step size η_k should adapt to its scale, preventing over- or under-shooting.

3.2 Main Findings

We now turn to the central findings of our analysis. Proofs will be deferred to Appendices C and F. We first impose mild regularity assumptions on the policy score function, standard in theoretical analyses of policy gradient methods (Agarwal et al., 2021) and also appearing in recent theoretical works on post-training (Huang et al., 2025; Pang and Jin, 2025; Foster et al., 2025; Chen et al., 2025a).

Assumption 1 (Regularity of Trajectory Policy Score). The policy score function $\nabla_\theta \log \pi_\theta(\vec{o} \mid q)$ behaves regularly with respect to the parameters θ :

- (a) (*Boundedness*) There exists a constant $G_o < \infty$ such that for all θ and (q, \vec{o}) ,

$$\|\nabla_\theta \log \pi_\theta(\vec{o} \mid q)\|_2 \leq G_o. \quad (11)$$

- (b) (*Smoothness*) The policy score function is L_o -Lipschitz continuous with respect to θ :

$$\|\nabla_\theta \log \pi_{\theta'}(\vec{o} \mid q) - \nabla_\theta \log \pi_\theta(\vec{o} \mid q)\|_2 \leq L_o \|\theta' - \theta\|_2.$$

For language models with transformer architectures, Assumption 1 holds on any compact parameter space due to the smoothness of softmax policies and activation functions. In practice, weight decay and gradient clipping ensure fine-tuning operates within a bounded region of parameter space.

Throughout this section, we use shorthand $J_q(k) = J_q(\pi_k)$ to denote the performance at iteration k .

3.2.1 Convergence and Stagnation

Armed with this set-up, we now state our main theorem, which distinguishes between two possible outcomes of learning: *successful convergence* to the optimum, or *stagnation* at a suboptimal performance plateau. The distinction hinges on how well the update directions align with the underlying objective. To formalize this, we introduce the notion of *Cumulative Gap Alignment*,

$$M_q(K) := \sum_{k=0}^{K-1} [\Delta\mu_q(k)]_+ \eta_k, \quad (12)$$

which accumulates the amount of “useful progress” made up to horizon K . Intuitively, $M_q(K)$ grows whenever the update direction is positively aligned with the true objective, and it stagnates when the updates fail to exploit the available signal.

Theorem 1 (Convergence and Stagnation). Assume that the step sizes satisfy $\eta_k \leq \frac{1}{2\sqrt{L_o}}$.

- (a) (**Stagnation**) Consider when $J_q(0) < 1$. If the alignment signal is too weak, in the sense that the cumulative alignment remains bounded $M_q(K) \leq C_0$ and $\sum_{k=0}^{\infty} \eta_k^2 \leq C'_0 / (L_o + 8G_o^2)$, for some constants $0 \leq C_0, C'_0 < \infty$, then learning will stall. In this case, the performance remains strictly sub-optimal: $J_q(k) \leq J_q(0) (J_q(0) + \exp(C_0 + C'_0) \{1 - J_q(0)\})^{-1} < 1$.

(b) (**Convergence**) Consider a case where $J_q(0) > 0$. Suppose the step size η_k is adapted to the strength of the alignment signal,

$$\eta_k \leq \frac{[\Delta\mu_q(k)]_+}{2(L_o + 8G_o^2)} \quad (13a)$$

where $[\cdot]_+ = \max(0, \cdot)$. Then the performance is lower-bounded at any horizon K by

$$J_q(K) \geq \frac{J_q(0)}{J_q(0) + \{1 - J_q(0)\} \exp\left\{-\frac{M_q(K)}{2}\right\}}. \quad (13b)$$

The theorem establishes a clear dichotomy. Convergence is attainable only when update directions exhibit consistent alignment with the underlying objective and the step size is properly scaled to reflect this signal. In the absence of either alignment or adaptive scaling, progress stagnates and the policy remains confined to a suboptimal regime. In the limit, if $\lim_{K \rightarrow \infty} M_q(K) = +\infty$, then (13b) implies we achieve perfect performance $\lim_{K \rightarrow \infty} J_q(K) = 1$. In Appendix G, we show that a converse of this statement is true, showing the divergence of $M_q(K)$ tightly characterizes reward convergence.

Sketch of Proof. The key step is the inequality

$$\left| \log\left(\frac{J_q(k+1)}{1 - J_q(k+1)}\right) - \log\left(\frac{J_q(k)}{1 - J_q(k)}\right) - \Delta\mu_q(k) \eta_k \right| \leq (L_o + 8G_o^2) \eta_k^2, \quad (14)$$

which is stated formally in Lemma 1 of Appendix C.1.1. This inequality shows that $\Delta\mu_q(t) \eta_t$ captures the first-order Taylor approximation of the change in log-odds of J_q . Summing (14) over iterations and analyzing the resulting terms under different cases reveals that the Cumulative Gap Alignment $M_q(K)$ governs the value of J_q . This establishes the claims in Theorem 1.

The Importance of Properly Chosen Step Size η_k According to condition (13a) in Theorem 1(b), the step size η_k must be carefully scaled to match the Gap Alignment $\Delta\mu_q(k)$. To illustrate this, we contrast two scenarios: a modest step size yields linear convergence, whereas an overly aggressive one causes failure.

Linear Convergence Under Proper Scaling. Suppose that every update direction provides a consistent signal, so that the Gap Alignment $\Delta\mu_q(k)$ is uniformly bounded below. In this case, a properly chosen fixed step size is sufficient to guarantee rapid improvement.

Corollary 3.1 (Linear Convergence with a Uniform Gap). *If every update direction \mathbf{w}_k provides a uniform gap, $\Delta\mu_q(k) \geq \Delta\mu_q > 0$ for all $k \geq 0$, then a simple fixed step size η satisfying*

$$\eta \leq \min\left\{\frac{\Delta\mu_q}{2(L_o + 8G_o^2)}, \frac{1}{2\sqrt{L_o}}\right\},$$

drives the error to zero at a linear rate: $1 - J_q(K) \leq \frac{1 - J_q(0)}{J_q(0)} \exp\left\{-\frac{1}{2} \Delta\mu_q \eta \cdot K\right\}$.

Uniformly lower bounded Gap Alignments hold in idealized settings (e.g., we provide a toy example of a softmax policy over two responses in Appendix E) but may not hold for real LLMs where the Gradient Gap may vanish as advantages do (Yu et al., 2025). In such situations, our theory (Theorem 6) predicts training stagnation, which has been empirically observed in RLVR.

The Perils of Overshooting. The picture changes sharply when the step size is too large. If condition (13a) in Theorem 1(b) is violated, convergence may break down. The next result shows that even with perfect update directions, learning can collapse under overly aggressive step sizes.

Theorem 2 (Catastrophic Failure from an Overly Large Step Size). *There exists a problem instance under Assumption 1 with $G_o \geq \sqrt{L_o}$ where the Alignment Gap is uniformly positive, $\Delta\mu_q(k) \geq \Delta\mu_q > 0$ for all $k \geq 0$, yet using an overly large constant step size $\eta_k = \eta$ leads to failure. Specifically, if the step size satisfies*

$$\frac{60 \Delta\mu_q}{L_o + G_o^2} \leq \eta \leq \frac{1}{2\sqrt{L_o + G_o^2}},$$

*where $0 < \Delta\mu_q \leq \frac{1}{120}\sqrt{L_o + G_o^2}$, the policy’s performance will strictly **decrease** at every step, ultimately converging to zero: $J_q(k) < J_q(k-1)$ and $\lim_{K \rightarrow \infty} J_q(k) = 0$.*

While the numerical constants (e.g., 60, 120) are not sharp, the phenomenon is robust: an oversized step size causes repeated overshooting, pushing the system toward collapse rather than improvement.

4 Token-Level Analysis

We now derive a token-level analysis of RLVR, which sharpens the trajectory-level perspective developed earlier. While natural for abstract analysis, our analysis in Section 3 overlooks the autoregressive structure of LLMs: responses are generated token by token, with intermediate Chain-of-Thought (CoT) steps shaping the learning dynamics.

At the trajectory level, the regularity conditions in Assumption 1 are imposed on the policy score $\nabla_\theta \log \pi_\theta(\vec{o} \mid q)$ of the entire response \vec{o} . However, the score can be decomposed into token-wise contributions: $\nabla_\theta \log \pi_\theta(\vec{o} \mid q) = \sum_{t=1}^{|\vec{o}|} \nabla_\theta \log \pi_\theta(o_t \mid q, \vec{o}_{<t})$, where every token o_t requires a forward pass from the language model and thus carries its own regularity properties. This makes it more natural—and ultimately more powerful—to impose assumptions at the token level. Doing so introduces response length as an explicit factor, which will be central to our analysis. Interestingly, as we will see, it also reveals how the training dynamics adapt to task difficulty under the current policy.

We refine Assumption 1 into a token-level version.

Assumption 2 (Regularity of Token Policy Score). There exist $G_p, L_p \in (0, +\infty)$ such that

$$\begin{aligned} \|\nabla_\theta \log \pi_\theta(o_t \mid q, \vec{o}_{<t})\|_2 &\leq G_p < \infty \quad \text{for all } \theta, \text{ question } q, \text{ response prefix } \vec{o}_{<t} \text{ and token } o_t, \\ \|\nabla_\theta \log \pi_{\theta'}(o_t \mid q, \vec{o}_{<t}) - \nabla_\theta \log \pi_\theta(o_t \mid q, \vec{o}_{<t})\|_2 &\leq L_p \cdot \|\theta' - \theta\|_2. \end{aligned}$$

In addition, we propose a second key assumption concerning the distribution of response length.

Assumption 3 (Sub-Exponential Response Length). There exist constants $T_\infty, T_{\psi_1} \in (0, +\infty)$ such that for every question q and every policy π_θ , if $\vec{o} \sim \pi_\theta(\cdot \mid q)$ and $\ell := |\vec{o}|$ denotes the response length, then $1 \leq \ell \leq T_\infty$ almost surely, and $\|\ell\|_{\psi_1} \leq T_{\psi_1}$.³

Assumption 3 characterizes response length: T_∞ bounds the worst case, while T_{ψ_1} reflects the typical scale. It holds $\mathbb{E}_{\pi_\theta}[\|\vec{o}\| \mid q] \leq T_{\psi_1} \leq T_\infty / \log 2$, so that T_{ψ_1} may be much smaller than T_∞ .

³For a random variable X , the ψ_1 -Orlicz norm is $\|X\|_{\psi_1} := \inf \{a > 0 : \mathbb{E}[\exp(|X|/a)] \leq 2\}$. Finiteness of $\|X\|_{\psi_1}$ is equivalent to X being sub-exponential.

With these two assumptions in place, we are ready to present our token-level convergence guarantee. The statement parallels the trajectory-level result, but now incorporates the finer granularity of token-wise dynamics. We retain the key quantities from Subsection 3.1, namely the Gap Alignment $\Delta\mu_q(k)$ from equation (10), and the Cumulative Gap Alignment $M_q(K)$ from equation (12).

Theorem 3 (Convergence at the Token-Level). *Assume $J_q(0) > 0$. If the step size η_k is scaled to the strength of the alignment signal,*

$$\eta_k \leq \min \left\{ \frac{[\Delta\mu_q(k)]_+ / 2}{L_p T_\infty + G_p^2 \min \left\{ \frac{T_{\psi_1}}{1 - J_q(k)}, 8 T_\infty^2 \right\}}, \frac{1}{2\sqrt{L_p T_\infty + G_p^2 T_{\psi_1}}} \right\}, \quad (15a)$$

then the performance is guaranteed at any horizon K by

$$J_q(K) \geq \frac{J_q(0)}{J_q(0) + \{1 - J_q(0)\} \exp \left\{ -\frac{1}{2} M_q(K) \right\}}. \quad (15b)$$

This result closely mirrors the trajectory-level guarantee but introduces several new elements. The response length parameters T_∞ and T_{ψ_1} now play a direct role, reflecting the cost of token-level granularity. In addition, the factor $(1 - J_q)$ emerges in the step-size condition, linking stability to the current performance level of the policy. In a later discussion, we will examine the implications of condition (15a), with particular attention to how step-size choices manifest in practical algorithms such as GRPO and Dr. GRPO.

Complementing the positive result in Theorem 3, we now show that the step-size scalings with T_∞ and T_{ψ_1} are essentially tight, as established by the token-level analogue of Theorem 2 below.

Theorem 4 (Catastrophic Failure from an Overly Large Step Size at the Token Level). *There exists a problem instance satisfying Assumption 2 with $G_p \geq \sqrt{L_p}$ where the Gap Alignment is always positive, $\Delta\mu_q(k) \geq \Delta\mu_q > 0$, yet choosing a constant step size $\eta_k = \eta$ that is too large leads to a complete failure of learning. Specifically, if the step size satisfies*

$$\frac{120 \Delta\mu_q}{L_p \cdot T_\infty^{1/2} + G_p^2 \cdot T_\infty} \leq \eta \leq \frac{1}{2\sqrt{L_p \cdot T_\infty^{1/2} + G_p^2 \cdot T_\infty}}, \quad (16)$$

*where $0 < \Delta\mu_q \leq \frac{1}{240} \sqrt{L_p \cdot T_\infty^{1/2} + G_p^2 \cdot T_\infty}$, the policy’s performance will strictly **decrease** at every step, ultimately converging to zero: $J_q(k) < J_q(k-1)$ and $\lim_{K \rightarrow \infty} J_q(K) = 0$.*

This lower bound confirms that the step-size condition (15a) reflects an intrinsic barrier. Indeed, by treating $(1 - J_q(k))$ as constant and applying the crude bound $T_{\psi_1} \lesssim T_\infty$, the upper limit in (15a) reduces to $\eta_k \lesssim [\Delta\mu_q(k)]_+ / \{(L_p + G_p^2) T_\infty\}$, which matches the overshooting threshold in (16) up to constants. This alignment verifies the sharp dependence on response length in step-size selection.

Finally, note that the $(1 - J_q(k))$ factor only influences how fast convergence proceeds toward 1. In the lower bound construction of Theorem 4, $J_q(k)$ is strictly decreasing, so this term behaves like a constant and does not alter the failure guarantee. Hence, it affects the upper bound but not the lower bound.

Implications in GRPO and Dr. GRPO. We next examine how the update rules of GRPO and Dr. GRPO (or REINFORCE) fit into our token-level framework. In particular, we focus on the scaling behavior with respect to $\Delta\mu_q$, T_{ψ_1} , J_q , and $(1 - J_q)$ under a single prompt q .

In this regime, the GRPO gradient from (5) simplifies to

$$\mathbf{g}_{\text{GRPO}}(\pi_k) \asymp \frac{\mathbb{E}_{\vec{o} \sim \pi_k(\cdot|q)} [A(q, \vec{o}) \cdot \nabla_{\theta} \log \pi_k(\vec{o}|q)]}{T_{\psi_1} \sqrt{J_q(1-J_q)}}.$$

The Dr. GRPO (or REINFORCE) gradient takes the form (4). Applying identity (9) gives

$$\mathbf{g}_{\text{GRPO}} \asymp T_{\psi_1}^{-1} \sqrt{J_q(1-J_q)} \cdot (\mathbf{g}_q^+ - \mathbf{g}_q^-) \quad \text{and} \quad \mathbf{g}_{\text{Dr. GRPO}} \asymp J_q(1-J_q) \cdot (\mathbf{g}_q^+ - \mathbf{g}_q^-).$$

An update step $\theta_{k+1} = \theta_k + \alpha \cdot \mathbf{g}(\pi_k)$ for $\mathbf{g} = \mathbf{g}_{\text{GRPO}}$ or $\mathbf{g}_{\text{Dr. GRPO}}$ can therefore be interpreted as moving in the direction $\mathbf{w}_k = (\mathbf{g}_q^+ - \mathbf{g}_q^-) / \|\mathbf{g}_q^+ - \mathbf{g}_q^-\|_2$, with alignment magnitude $\Delta\mu_q = \|\mathbf{g}_q^+ - \mathbf{g}_q^-\|_2$, and effective learning rates

$$(\text{GRPO}) \quad \eta_k \asymp \Delta\mu_q \cdot T_{\psi_1}^{-1} \sqrt{J_q(1-J_q)} \quad \text{and} \quad (\text{Dr. GRPO}) \quad \eta_k \asymp \Delta\mu_q \cdot J_q(1-J_q). \quad (17)$$

On the other hand, condition (15a) in Theorem 3, under the simplification $L_p \ll G_p^2$ and retaining the $T_{\psi_1}/(1-J_q)$ term in the denominator, reduces to

$$(\text{Theorem 3, cond. (15a)}) \quad \eta_k \lesssim \Delta\mu_q \cdot T_{\psi_1}^{-1} (1-J_q). \quad (18)$$

Comparing equations (17) and (18) leads to several insights:

Gradient Gap. Both GRPO and Dr. GRPO scale proportionally with the Gap Alignment $\Delta\mu_q$, consistent with the theoretical condition.

Sequence length. GRPO exhibits the correct $1/T_{\psi_1}$ scaling, aligning with the theory, offering an explanation for why length normalization empirically stabilizes training. In contrast, Dr. GRPO lacks this normalization.

Correction rate. After variance normalization, GRPO overshoots as $J_q \rightarrow 1$. We hypothesize that this may explain the observed stagnation of training at a correction rate strictly below 1.

Sketch of Proof for Theorem 3. The proof builds on the following refined token-level inequality:

$$\log \left(\frac{J_q(k+1)}{1-J_q(k+1)} \right) - \log \left(\frac{J_q(k)}{1-J_q(k)} \right) \geq \Delta\mu_q(k) \cdot \eta_k - \left(L_p T_{\infty} + \frac{G_p^2 T_{\psi_1}}{1-J_q(k)} \right) \cdot \eta_k^2. \quad (19)$$

The formal statement of bound (19) is provided in Lemma 2 in Appendix C.2. In parallel, we adapt the trajectory-level result (14) to the token setting by taking $G_o = G_p T_{\infty}$ and $L_o = L_p T_{\infty}$. We then combine these two bounds, applying whichever is tighter in a given regime. The remaining steps follow the same structure as in Theorem 1(b).

The main technical challenge lies in proving inequality (19). The difficulty is that the Gradient Gap $\mathbf{g}_q^+ - \mathbf{g}_q^-$ is not a martingale, since it depends on the conditional distributions π_{θ}^+ and π_{θ}^- . To address this, we relate the log moment generating functions of the conditional score functions to those of the unconditional scores, which do form martingales. This step is crucial: it yields the sharp linear dependence on T_{ψ_1} in the η_k^2 term of (19). Without this refinement, a naive trajectory-level analysis would give only the weaker quadratic dependence $G_p^2 T_{\infty}^2$.

5 Multi-Prompt Analysis

We next generalize the token-level single-prompt theory developed in Section 4 to the full multi-prompt setup of Section 2. Recall our population-level objective from (2): $J(\pi_{\theta}) := \mathbb{E}_{q \sim \mathbb{P}_Q, \vec{o} \sim \pi_{\theta}(\cdot|q)} [r^*(q, \vec{o})]$. We next define batch-analogues of the Gradient Gap and the Gap Alignment.

Joint Positive and Negative Spaces. We partition the space of prompt-response pairs based on the verifiable reward: $\mathcal{O}^+ := \{(q, \vec{o}) : r^*(q, \vec{o}) = 1\}$ and $\mathcal{O}^- := \{(q, \vec{o}) : r^*(q, \vec{o}) = 0\}$.

Multi-Prompt Conditional Distributions. We define the joint distribution over prompt-response pairs under policy π_θ as $P_\theta(q, \vec{o}) := \mathbb{P}_Q(q) \cdot \pi_\theta(\vec{o} | q)$. The conditional distributions over positive/negative pairs are defined as:

$$P_\theta^+(q, \vec{o}) := \frac{\mathbb{P}_Q(q) \cdot \pi_\theta(\vec{o} | q)}{J(\pi_\theta)} \cdot \mathbb{1}\{(q, \vec{o}) \in \mathcal{O}^+\},$$

$$P_\theta^-(q, \vec{o}) := \frac{\mathbb{P}_Q(q) \cdot \pi_\theta(\vec{o} | q)}{1 - J(\pi_\theta)} \cdot \mathbb{1}\{(q, \vec{o}) \in \mathcal{O}^-\}.$$

Multi-Prompt Gradient Gap. We define the multi-prompt expected score functions over positive and negative pairs $\mathbf{g}^+(\pi_\theta) := \mathbb{E}_{(q, \vec{o}) \sim P_\theta^+} [\nabla_\theta \log \pi_\theta(\vec{o} | q)]$ and $\mathbf{g}^-(\pi_\theta) := \mathbb{E}_{(q, \vec{o}) \sim P_\theta^-} [\nabla_\theta \log \pi_\theta(\vec{o} | q)]$. The *batch-level Gradient Gap* is defined to be $\mathbf{g}^+(\pi_\theta) - \mathbf{g}^-(\pi_\theta)$. Consequently, the batch-level Gap Alignment is defined as $\Delta\mu(k) := \mathbf{w}_k \cdot (\mathbf{g}^+(k) - \mathbf{g}^-(k))$, where $\mathbf{g}^+(k)$ and $\mathbf{g}^-(k)$ denote the batch-level score functions under π_k . Define the Cumulative Gap Alignment $M(K)$ as in (12) analogously.

Our main result is then the following convergence guarantee, analogous to Theorem 3.

Theorem 5 (Multi-Prompt Convergence). *Suppose Assumptions 2 and 3 hold uniformly over all prompts in the support of \mathbb{P}_Q , and assume $J(0) > 0$. If the step size η_k satisfies (15a) but with the batch-level Gap Alignment $\Delta\mu(k)$ replacing $\Delta\mu_q(k)$, then:*

$$J(K) \geq \frac{J(0)}{J(0) + \{1 - J(0)\} \exp\left\{-\frac{1}{2}M(K)\right\}}. \quad (21)$$

The extension from single-prompt to batch-level convergence in fact follows almost directly from viewing the batch setting as a single-prompt problem with an empty prompt and augmented response (q, \vec{o}) which first samples a prompt from the model-free distribution $q \sim \mathbb{P}_Q$ and then further tokens in the reasoning chain from the policy π_θ . This “augmented policy” then has score functions only depending on π_θ as \mathbb{P}_Q does not depend on θ . Thus, Assumptions 2 and 3, as well as the Gradient Gap and Gap Alignment notions are invariant under this perspective shift.

Implications for GRPO and Dr. GRPO. We next examine how the update rules of GRPO and Dr. GRPO fit into our batch-level framework. Care is needed when generalizing the single-prompt implications of Theorem 3 to the multi-prompt setting, as GRPO’s per-prompt variance normalization in (5) differs from normalization via the batch variance $J(1 - J)$. Consequently, the GRPO and Dr. GRPO update directions are not exactly proportional to the batch Gradient Gap vector $\mathbf{g}^+ - \mathbf{g}^-$.

Nevertheless, under commonly used *dynamic sampling* or filtering strategies that exclude prompts with extreme J_q values (Yu et al., 2025; Cui et al., 2025), the per-prompt rewards J_q remain comparable to the batch rewards J in the sense that J_q/J is bounded. Under this condition, the per-prompt and batch-level Gradient Gaps are related up to constants, and $\mathbb{E}_q[\Delta\mu_q] \asymp \Delta\mu$. This allows us to extend the single-prompt implications to characterize the effective batch-level step sizes of GRPO and Dr. GRPO as in Section 4.

6 Numerical Experiments

6.1 REINFORCE on Contextual Bandits

We consider a contextual variant of the synthetic bandit experiment of Arnal et al. (2025, Section 5.1): a contextual bandit with contexts $x \in [0, 1]^d$ for $d = 10$. For a set of $N := 100$ arms, we generate linear scores for each context x , $\mathbf{s}(x) = \boldsymbol{\beta}^\top x \in \mathbb{R}^N$ for a matrix $\boldsymbol{\beta} \in \mathbb{R}^{d \times N}$, with standard normal entries, and one-hot encoded reward $r_y(x) := \mathbb{1}\{y \in \arg \max_{y \in [N]} \mathbf{s}(x)\}$. We use linear logits initialized as $\ell_0(x) := \theta_0^\top x \in \mathbb{R}^N$, for $\theta_0 \sim \mathcal{N}(0, 0.01^2 \cdot \text{Id}_{d \times d})$. The policy π_{θ_k} was then initialized as a softmax over ℓ_0 and the parameters θ_k were updated according to the REINFORCE exact gradient update at a training context x_k with stepsize $\eta := 0.1$:

$$\theta_{k+1} = \theta_k + \eta \mathbb{E}_{y \sim \pi_{\theta_k}(\cdot | x_k)} [(r_y(x_k) - J_{x_k}(\pi_{\theta_k})) \cdot \nabla_{\theta} \log \pi_{\theta_k}(y | x_k)].$$

The training context x_k was selected at random among those (from an initial pool of 100 contexts drawn uniformly from $[0, 1]^d$) with intermediate value function $J(x_k) \in [0.2, 0.8]$, following intuitions from curriculum learning for filtering out overly difficult or easy prompts (Zhang et al., 2025).

We construct three plots based on calculating the following for 500 randomly evaluated contexts x : the value function $J_x(\pi_{\theta_k})$, per-context cumulative Gap Alignment $\sum_{i=0}^k [\Delta \mu_x(i)]_+ \cdot \eta$, and the relative per-context cumulative Gap Alignment $\sum_{i=0}^k ([\Delta \mu_x(i)]_+ - [\Delta \mu_{x_i}(i)]_+) \cdot \eta$ which measures the discrepancy of the Gap Alignments at the training contexts x_k .

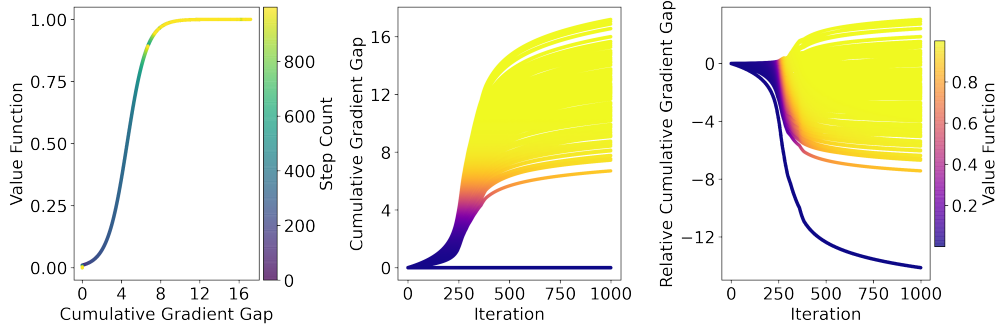


Figure 1: Contextual Bandit Experiments.

From the first subplot, we observe a distinctive logistic relationship between the Cumulative Gap Alignment and the value function, reminiscent of our theory (Corollary 3.1). From the second subplot, we see there are two regimes for each context’s Cumulative Gap Alignment curve: either fast exponential convergence (Corollary 3.1) or lack of improvement (Theorem 2). In the third plot, we interestingly see that those contexts with close to 0 relative Cumulative Gap Alignment (i.e., close to that of training contexts) experience faster convergence.

6.2 GRPO on Language Models

We validate our theory on three GRPO training runs on the base model Qwen2.5-Math-7B for three math reasoning datasets: (1) the GSM8K dataset (Cobbe et al., 2021), (2) the DeepScaleR dataset (Luo et al., 2025), and (3) the DAPO-17k dataset (Yu et al., 2025). For background, the GSM8K dataset consists of grade-school math word problems, while the more challenging DeepScaleR and DAPO-17k datasets consist of problems derived from past AIME and AMC competitions.

At each training step, we approximate the batch-average Alignment Gap $\mathbb{E}_q[\Delta \mu_q]$ using the relation $\mathbf{g}_{\text{GRPO}} \propto \sqrt{J_q(1 - J_q)} \cdot (\mathbf{g}_q^+ - \mathbf{g}_q^-)$, as derived in Section 4. In Figure 2, we plot the Cumulative

Gap Alignment vs. the value function, colored by normalized step count. For all three datasets, we see a similar relationship between Cumulative Gap Alignment and accuracy as in our theory and bandit experiment.

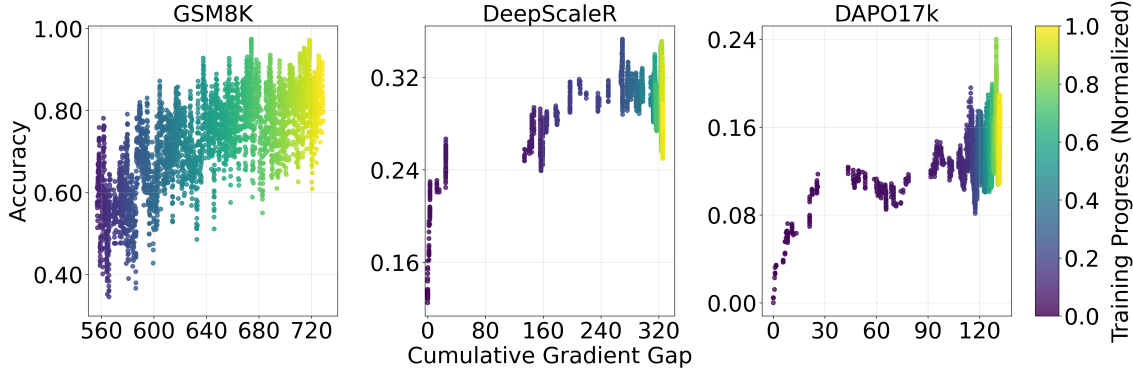


Figure 2: Cumulative Gap Alignment vs. Accuracy for our experiments.

7 Discussion and Future Directions

We sharply characterized the Gradient Gap alignment and step size scaling for policy gradient methods. In practice, the per-prompt alignment signal $\Delta\mu_q(k)$ and subsequent optimal step size η_k can vary substantially across prompts q . A single update direction \mathbf{w}_k may align well with some prompts but poorly with others, and a step size that is safe for one subset may be overly aggressive for another, leading to overshooting and limited overall gains.

These observations suggest several directions for future work: developing prompt-adaptive updates that adjust direction or scale based on batch heterogeneity, analyzing the statistical dynamics of RLVR under diverse prompt distributions, and extending the framework to sequential or curriculum-based training (Bengio et al., 2009; Chen et al., 2025b; Zhang et al., 2025).

References

- Alekh Agarwal, Sham M Kakade, Jason D Lee, and Gaurav Mahajan. [On the theory of policy gradient methods: Optimality, approximation, and distribution shift](#). *Journal of Machine Learning Research*, 22(98):1–76, 2021. 2, 6
- Charles Arnal, Gaëtan Narozniak, Vivien Cabannes, Yunhao Tang, Julia Kempe, and Remi Munos. [Asymmetric reinforce for off-policy reinforcement learning: Balancing positive and negative rewards](#). *NeurIPS*, 2025. 12, 16
- Yoshua Bengio, Jérôme Louradour, Ronan Collobert, and Jason Weston. [Curriculum learning](#). In *Proceedings of the 26th International Conference on Machine Learning (ICML ’09)*, pages 41–48, New York, NY, USA, 2009. Association for Computing Machinery. ISBN 978-1-60558-516-1. doi: 10.1145/1553374.1553380. 13
- Stéphane Boucheron, Gábor Lugosi, and Pascal Massart. [Concentration inequalities: A nonasymptotic theory of independence](#). Oxford Series in Probability and Statistics. Oxford University Press, 2013. ISBN 9780199535255. doi: 10.1093/acprof:oso/9780199535255.001.0001. 28, 39

- Kianté Brantley, Mingyu Chen, Zhaolin Gao, Jason D. Lee, Wen Sun, Wenhao Zhan, and Xuezhou Zhang. [Accelerating rl for llm reasoning with optimal advantage regression](#). *arXiv preprint arXiv:2505.20686*, 2025. 16
- F. Chen. [Outcome-based online reinforcement learning with general function approximation](#). *arXiv preprint arXiv:2505.20268*, 2025. 16
- Fan Chen, Audrey Huang, Noah Golowich, Sadhika Malladi, Adam Block, Jordan T. Ash, Akshay Krishnamurthy, and Dylan J. Foster. [The coverage principle: How pre-training enables post-training](#), 2025a. 6
- Xiaoyin Chen, Jiarui Lu, Minsu Kim, Dinghuai Zhang, Jian Tang, Alexandre Piché, Nicolas Gontier, Yoshua Bengio, and Ehsan Kamalloo. [Self-evolving curriculum for llm reasoning](#). *CoRR*, abs/2505.14970, May 2025b. doi: 10.48550/arXiv.2505.14970. 13
- Xiaoyu Chen, Han Zhong, Zhuoran Yang, Zhaoran Wang, and Liwei Wang. [Human-in-the-loop: Provably efficient preference-based reinforcement learning with general function approximation](#). In *Proceedings of the 39th International Conference on Machine Learning (ICML)*, volume 162, pages 3773–3793. PMLR, 2022. 16
- Karl Cobbe, Vineet Kosaraju, Mohammad Bavarian, Mark Chen, Heewoo Jun, Lukasz Kaiser, Matthias Plappert, Jerry Tworek, Jacob Hilton, Reiichiro Nakano, et al. [Training verifiers to solve math word problems](#). *arXiv preprint arXiv:2110.14168*, 2021. 12
- Ganqu Cui, Lifan Yuan, Zefan Wang, Hanbin Wang, Yuchen Zhang, Jiacheng Chen, Wendi Li, Bingxiang He, Yuchen Fan, Tianyu Yu, Qixin Xu, Weize Chen, Jiarui Yuan, Huayu Chen, Kaiyan Zhang, Xingtai Lv, Shuo Wang, Yuan Yao, Xu Han, Hao Peng, Yu Cheng, Zhiyuan Liu, Maosong Sun, Bowen Zhou, and Ning Ding. [Process reinforcement through implicit rewards](#). *arXiv preprint arXiv:2502.01456*, 2025. 11
- Yihan Du, Anna Winnicki, Gal Dalal, Shie Mannor, and R. Srikant. [Exploration-driven policy optimization in rlhf: Theoretical insights on efficient data utilization](#). In *Proceedings of the 41st International Conference on Machine Learning (ICML)*, volume 235 of *Proceedings of Machine Learning Research*, pages 11830–11887. PMLR, 2024. 16
- Dylan J. Foster, Zakaria Mhammedi, and Dhruv Rohatgi. [Is a good foundation necessary for efficient reinforcement learning? the computational role of the base model in exploration](#), 2025. 6
- Cheng Ge, Caitlyn Heqi Yin, Hao Liang, and Jiawei Zhang. [Why GRPO needs normalization: A local-curvature perspective on adaptive gradients](#). In *The 5th Workshop on Mathematical Reasoning and AI at NeurIPS 2025*, 2025. 3
- Daya Guo, Dejian Yang, Haowei Zhang, Junxiao Song, Ruoyu Zhang, Runxin Xu, Qihao Zhu, Shirong Ma, Peiyi Wang, Xiao Bi, et al. [Deepseek-r1: Incentivizing reasoning capability in llms via reinforcement learning](#). *arXiv preprint arXiv:2501.12948*, 2025. 1
- Zhiyuan He, Xufang Luo, Yike Zhang, Yuqing Yang, and Lili Qiu. [\$\Delta L\$ normalization: Rethink loss aggregation in RLVR](#). *arXiv preprint arXiv:2509.07558*, 2025. 17
- Zixun Huang, Jiayi Sheng, and Zeyu Zheng. [Oblr-po: A theoretical framework for stable reinforcement learning](#), 2025. 3, 6

- Zichen Liu, Changyu Chen, Wenjun Li, Penghui Qi, Tianyu Pang, Chao Du, Wee Sun Lee, and Min Lin. [Understanding rl-zero-like training: A critical perspective](#). *arXiv preprint arXiv:2503.20783*, 2025. 1, 2, 4
- Michael Luo, Sijun Tan, Justin Wong, Xiaoxiang Shi, William Tang, Manan Roongta, Colin Cai, Jeffrey Luo, Tianjun Zhang, Erran Li, Raluca Ada Popa, and Ion Stoica. [Deepscaler: Surpassing o1-preview with a 1.5b model by scaling rl](#). *Notion Blog*, 2025. 12
- Youssef Mroueh. [Reinforcement learning with verifiable rewards: Grpo’s effective loss, dynamics, and success amplification](#). *arXiv preprint arXiv:2503.06639*, March 2025. doi: 10.48550/arXiv.2503.06639. 3
- Long Ouyang, Jeff Wu, Xu Jiang, Diogo Almeida, Carroll L. Wainwright, Pamela Mishkin, Chong Zhang, Sandhini Agarwal, Katarina Slama, Alex Ray, John Schulman, Jacob Hilton, Fraser Kelton, Luke Miller, Maddie Simens, Amanda Askell, Peter Welinder, Paul Christiano, Jan Leike, and Ryan Lowe. [Training language models to follow instructions with human feedback](#). In *Advances in Neural Information Processing Systems (NeurIPS)*, 2022. Also available as arXiv preprint arXiv:2203.02155. 1
- Aldo Pacchiano, Aadirupa Saha, and Jonathan Lee. [Dueling RL: Reinforcement learning with trajectory preferences](#). *arXiv preprint arXiv:2111.04850*, 2021. 16
- Lei Pang and Ruinan Jin. [On the theory and practice of grpo: A trajectory-corrected approach with fast convergence](#). *arXiv preprint arXiv:2508.02833*, August 2025. doi: 10.48550/arXiv.2508.02833. 3, 6
- John Schulman, Filip Wolski, Prafulla Dhariwal, Alec Radford, and Oleg Klimov. [Proximal policy optimization algorithms](#). *arXiv preprint arXiv:1707.06347*, 2017. 1
- Zhihong Shao, Peiyi Wang, Qihao Zhu, Runxin Xu, Junxiao Song, Xiao Bi, Haowei Zhang, Mingchuan Zhang, YK Li, Y Wu, et al. [Deepseekmath: Pushing the limits of mathematical reasoning in open language models](#). *arXiv preprint arXiv:2402.03300*, 2024. 1, 2
- Yuda Song, Julia Kempe, and Remi Munos. [Outcome-based exploration for llm reasoning](#). *arXiv preprint arXiv:2509.06941*, 2025. 17
- Kimi Team, Angang Du, Bofei Gao, Bowei Xing, Changjiu Jiang, Cheng Chen, Cheng Li, Chenjun Xiao, Chenzhuang Du, Chonghua Liao, et al. [Kimi k1. 5: Scaling reinforcement learning with llms](#). *arXiv preprint arXiv:2501.12599*, 2025. 1
- Leandro von Werra, Younes Belkada, Lewis Tunstall, Edward Beeching, Tristan Thrush, Nathan Lambert, and Shengyi Huang. [Trl: Transformer reinforcement learning](#), 2020. 41
- Huaijie Wang, Shibo Hao, Hanze Dong, Shenao Zhang, Yilin Bao, Ziran Yang, and Yi Wu. [Offline reinforcement learning for llm multi-step reasoning](#). *arXiv preprint arXiv:2412.16145*, 2024. 16
- Yuanhao Wang, Qinghua Liu, and Chi Jin. [Is RLHF more difficult than standard RL? a theoretical perspective](#). In *Advances in Neural Information Processing Systems (NeurIPS)*, volume 36, 2023. Also available as arXiv preprint arXiv:2306.14111. 16
- Yue Frank Wu, Weitong Zhang, Pan Xu, and Quanquan Gu. [A finite-time analysis of two time-scale actor-critic methods](#). *Advances in Neural Information Processing Systems*, 33:17617–17628, 2020. 2

- Lin Xiao. [On the convergence rates of policy gradient methods](#). *Journal of Machine Learning Research*, 23(282):1–36, 2022. [2](#)
- Qiying Yu, Zheng Zhang, Ruofei Zhu, Yufeng Yuan, Xiaochen Zuo, Yu Yue, Tiantian Fan, Gaohong Liu, Lingjun Liu, Xin Liu, et al. [Dapo: An open-source llm reinforcement learning system at scale](#). *arXiv preprint arXiv:2503.14476*, 2025. [1](#), [2](#), [7](#), [11](#), [12](#)
- Yurun Yuan, Fan Chen, Zeyu Jia, Alexander Rakhlin, and Tengyang Xie. [Trajectory bellman residual minimization: A simple value-based method for llm reasoning](#). In *Advances in Neural Information Processing Systems (NeurIPS 2025)*, 2025. NeurIPS 2025. [3](#)
- Andrea Zanette, Martin J Wainwright, and Emma Brunskill. [Provable benefits of actor-critic methods for offline reinforcement learning](#). *Advances in neural information processing systems*, 34:13626–13640, 2021. [2](#)
- Ruiqi Zhang, Daman Arora, Song Mei, and Andrea Zanette. [Speed-rl: Faster training of reasoning models via online curriculum learning](#). *arXiv Preprint: 2506.09016*, 2025. [12](#), [13](#)
- Chujie Zheng, Shixuan Liu, Mingze Li, Xiong-Hui Chen, Bowen Yu, Chang Gao, Kai Dang, Yuqiong Liu, Rui Men, An Yang, et al. [Group sequence policy optimization](#). *arXiv preprint arXiv:2507.18071*, 2025. [17](#)
- Banghua Zhu, Jiantao Jiao, and Michael I. Jordan. [Principled reinforcement learning with human feedback from pairwise or k-wise comparisons](#). *arXiv preprint arXiv:2301.11270*, 2023. [16](#)
- Daniel M. Ziegler, Nisan Stiennon, Jeffrey Wu, Tom B. Brown, Alec Radford, Dario Amodei, Paul F. Christiano, and Geoffrey Irving. [Fine-tuning language models from human preferences](#). *arXiv preprint arXiv:1909.08593*, 2019. [1](#)

Appendices

A Additional Related Work

A growing body of work has begun to examine the theoretical foundations of preference-based RLHF and verifiable-reward RL. Early studies analyzed preference-driven RL with trajectory-level feedback, establishing convergence guarantees under pairwise or K -wise comparisons ([Pacchiano et al., 2021](#); [Chen et al., 2022](#); [Zhu et al., 2023](#)). More recent results offered complexity characterizations: [Wang et al. \(2023\)](#) and [Du et al. \(2024\)](#) compared RLHF with standard RL, identifying conditions for sample-efficient preference optimization. In parallel, techniques from function approximation and offline RL have been adapted to the fine-tuning setting ([Chen, 2025](#); [Wang et al., 2024](#); [Brantley et al., 2025](#)). Yet the optimization behavior of Reinforcement Learning with Verifiable Rewards (RLVR)—where supervision is provided by deterministic outcomes rather than preferences—remains largely unexplored.

Building on these foundations, researchers have investigated how sparse, outcome-based rewards shape learning dynamics. For example, one study shows that off-policy updates can benefit from emphasizing positive (successful) outcomes more strongly than negative ones ([Arnal et al., 2025](#)),

while another finds that purely outcome-driven signals can collapse solution diversity in the absence of exploration incentives (Song et al., 2025). These insights illustrate how verifiable binary rewards influence both convergence and the diversity of reasoning strategies, offering early theoretical guidance for RLVR.

Complementing this theoretical line, sequence-level optimization methods have advanced the algorithmic toolkit for RL-based fine-tuning. GSPO, for instance, defines importance ratios over whole-answer likelihoods with sequence-level clipping and updates, improving stability and efficiency compared to token-level methods (Zheng et al., 2025). To control variance from variable output lengths, specialized loss aggregation schemes such as ΔL normalization have been introduced, yielding an unbiased, minimal-variance estimator of policy loss across different generation lengths (He et al., 2025).

B Background and Derivations

B.1 Review of Group Relative Policy Optimization (GRPO)

Among post-training algorithms, Group Relative Policy Optimization (GRPO) has emerged as the workhorse for improving LLM reasoning ability toward the verifiable-reward objective $J(\pi)$ in equation (2). The idea is straightforward: instead of evaluating each generated response in isolation, GRPO leverages relative performance within a group.

Overview of algorithm. For each question q , we sample a group of G candidate responses $\{\vec{o}^{(i)}\}_{i=1}^G \sim \pi_{\theta_{\text{old}}}(\cdot | q)$. These raw outcomes are converted into group-normalized advantages:

$$\hat{A}_t^{(i)} = \frac{r^{(i)} - \text{mean}(\{r^{(j)}\}_{j \in [G]})}{\text{std}(\{r^{(j)}\}_{j \in [G]})}. \quad (22)$$

GRPO then performs a PPO-style update, using a clipped surrogate objective and an optional KL penalty toward a fixed reference policy π_{ref} :

$$\begin{aligned} \mathcal{J}_{\text{GRPO}}(\pi_{\theta}) = \mathbb{E}_{q, \{\vec{o}^{(i)}\}} \frac{1}{G} \sum_{i=1}^G \frac{1}{|\vec{o}^{(i)}|} \sum_{t=1}^{|\vec{o}^{(i)}|} \left[\min \{ \rho_t^{(i)} \hat{A}_t^{(i)}, \text{clip}(\rho_t^{(i)}, 1 - \epsilon, 1 + \epsilon) \hat{A}_t^{(i)} \} \right. \\ \left. - \beta D_{\text{KL}}(\pi_{\theta}(\cdot | q, \vec{o}_{<t}^{(i)}) \parallel \pi_{\text{ref}}(\cdot | q, \vec{o}_{<t}^{(i)})) \right], \quad (23) \end{aligned}$$

where the density ratio

$$\rho_t^{(i)} := \frac{\pi_{\theta}(o_t^{(i)} | q, \vec{o}_{<t}^{(i)})}{\pi_{\theta_{\text{old}}}(o_t^{(i)} | q, \vec{o}_{<t}^{(i)})}$$

corrects for off-policy sampling. In practice, many implementations set $\beta = 0$ and drop the KL term.

Simplified Form. To simplify the analysis, we omit clipping and focus on a simplified surrogate:

$$\begin{aligned}\tilde{\mathcal{J}}_{\text{GRPO}}(\pi_\theta) &= \mathbb{E}_{q, \{\vec{\sigma}^{(i)}\}} \frac{1}{G} \sum_{i=1}^G \frac{1}{|\vec{\sigma}^{(i)}|} \sum_{t=1}^{|\vec{\sigma}^{(i)}|} \rho_t^{(i)} \tilde{A}_t^{(i)} \\ &= \mathbb{E}_{q, \{\vec{\sigma}^{(i)}\}} \frac{1}{G} \sum_{i=1}^G \frac{1}{|\vec{\sigma}^{(i)}|} \sum_{t=1}^{|\vec{\sigma}^{(i)}|} \frac{\pi_\theta(o_t^{(i)} \mid q, \vec{\sigma}_{\leq t}^{(i)})}{\pi_{\theta_{\text{old}}}(o_t^{(i)} \mid q, \vec{\sigma}_{\leq t}^{(i)})} \tilde{A}_t^{(i)}.\end{aligned}$$

with

$$\tilde{A}_t^{(i)} = \frac{r^{(i)} - \frac{1}{G-1} \sum_{j \neq i} r^{(j)}}{\sigma(q)}. \quad (24)$$

Here $\sigma^2(q)$ denotes the conditional reward variance: $\sigma^2(q) = \text{Var}_{\vec{\sigma} \sim \pi_t(\cdot \mid q)}[r^*(q, \vec{\sigma}) \mid q]$.

Evaluating the gradient at $\theta = \theta_{\text{old}}$ yields

$$\begin{aligned}\nabla_\theta \tilde{\mathcal{J}}_{\text{GRPO}}(\pi_\theta) \big|_{\theta=\theta_{\text{old}}} &= \mathbb{E}_{q, \{\vec{\sigma}^{(i)}\}} \frac{1}{G} \sum_{i=1}^G \frac{1}{|\vec{\sigma}^{(i)}|} \sum_{t=1}^{|\vec{\sigma}^{(i)}|} \frac{\nabla_\theta \pi_{\theta_{\text{old}}}(o_t^{(i)} \mid q, \vec{\sigma}_{\leq t}^{(i)})}{\pi_{\theta_{\text{old}}}(o_t^{(i)} \mid q, \vec{\sigma}_{\leq t}^{(i)})} \tilde{A}_t^{(i)} \\ &= \mathbb{E}_{q, \{\vec{\sigma}^{(i)}\}} \frac{1}{G} \sum_{i=1}^G \frac{1}{|\vec{\sigma}^{(i)}|} \sum_{t=1}^{|\vec{\sigma}^{(i)}|} \nabla_\theta \log \pi_{\theta_{\text{old}}}(o_t^{(i)} \mid q, \vec{\sigma}_{\leq t}^{(i)}) \tilde{A}_t^{(i)} \\ &= \mathbb{E}_{q, \{\vec{\sigma}^{(i)}\}} \frac{1}{G} \sum_{i=1}^G \frac{1}{|\vec{\sigma}^{(i)}|} \nabla_\theta \log \pi_{\theta_{\text{old}}}(\vec{\sigma}^{(i)} \mid q) \tilde{A}_t^{(i)}.\end{aligned}$$

Because responses within a group are independent, this simplifies to

$$\nabla_\theta \tilde{\mathcal{J}}_{\text{GRPO}}(\pi_\theta) \big|_{\theta=\theta_{\text{old}}} = \mathbb{E}_{q, \vec{\sigma} \sim \pi_{\theta_{\text{old}}}(\cdot \mid q)} \left[\frac{1}{|\vec{\sigma}|} \nabla_\theta \log \pi_{\theta_{\text{old}}}(\vec{\sigma} \mid q) \cdot \frac{r^*(q, \vec{\sigma}) - \mathbb{E}_{\pi_{\theta_{\text{old}}}}[r^*(q, \vec{\sigma}') \mid q]}{\sigma(q)} \right],$$

which is exactly the normalized policy gradient form in equation (5).

B.2 Proof of Equation (9)

We begin with the definition of $J_q(\pi_\theta)$, which is the probability of generating a response in the positive space \mathcal{O}_q^+ :

$$J_q(\pi_\theta) = \int_{\mathcal{O}_q^+} \pi_\theta(\vec{\sigma} \mid q) d\vec{\sigma}.$$

First, we take the gradient of $J_q(\pi_\theta)$ and apply the log-derivative trick

$$\begin{aligned}\nabla_\theta J_q(\pi_\theta) &= \int_{\mathcal{O}_q^+} \nabla_\theta \pi_\theta(\vec{\sigma} \mid q) d\vec{\sigma} = \int_{\mathcal{O}_q^+} \nabla_\theta \log \pi_\theta(\vec{\sigma} \mid q) \pi_\theta(\vec{\sigma} \mid q) d\vec{\sigma} \\ &= \mathbb{E}_{\vec{\sigma} \sim \pi_\theta(\cdot \mid q)} [\nabla_\theta \log \pi_\theta(\vec{\sigma} \mid q) \cdot \mathbb{1}\{\vec{\sigma} \in \mathcal{O}_q^+\}].\end{aligned}$$

This integral can be written as a conditional expectation over the positive response space, which gives us our first identity:

$$\nabla_\theta J_q(\pi_\theta) = J_q(\pi_\theta) \cdot \mathbb{E}_{\vec{\sigma} \sim \pi_\theta(\cdot \mid q, \mathcal{O}_q^+)} [\nabla_\theta \log \pi_\theta(\vec{\sigma} \mid q)] = J_q(\pi_\theta) \cdot \mathbf{g}_q^+. \quad (25)$$

Alternatively, we can express $J_q(\pi_\theta)$ using the negative response space:

$$J_q(\pi_\theta) = 1 - \int_{\mathcal{O}_q^-} \pi_\theta(\vec{o} \mid q) d\vec{o}.$$

This gives us our second identity, this time in terms of the negative response space:

$$\nabla_\theta J_q(\pi_\theta) = -\{1 - J_q(\pi_\theta)\} \cdot \mathbb{E}_{\vec{o} \sim \pi_\theta(\cdot \mid q, \mathcal{O}_q^-)} [\nabla_\theta \log \pi_\theta(\vec{o} \mid q)] = -\{1 - J_q(\pi_\theta)\} \cdot \mathbf{g}_q^-. \quad (26)$$

From the two identities in (25) and (26), we can isolate the score terms \mathbf{g}_q^+ and \mathbf{g}_q^- :

$$\mathbf{g}_q^+ = \frac{\nabla_\theta J_q(\pi_\theta)}{J_q(\pi_\theta)} \quad \text{and} \quad \mathbf{g}_q^- = -\frac{\nabla_\theta J_q(\pi_\theta)}{1 - J_q(\pi_\theta)}.$$

Finally, we compute their difference:

$$\mathbf{g}_q^+ - \mathbf{g}_q^- = \frac{\nabla_\theta J_q(\pi_\theta)}{J_q(\pi_\theta)\{1 - J_q(\pi_\theta)\}}.$$

Rearranging this final expression gives the desired result in equation (9), completing the proof.

C Proofs of Convergence Guarantees

C.1 Trajectory-Level Analysis

C.1.1 Proof of Theorem 1

We begin with the following Lemma 1, which is the core tool for our analysis. The proof is provided in Appendix D.1.

Lemma 1. *Suppose that Assumption 1 holds and the step size*

$$\eta_k \leq \frac{1}{2\sqrt{L_o}}.$$

Then

$$\left| \log \left(\frac{J_q(k+1)}{1 - J_q(k+1)} \right) - \log \left(\frac{J_q(k)}{1 - J_q(k)} \right) - \Delta\mu_q(k) \eta_k \right| \leq (L_o + 8G_o^2) \eta_k^2. \quad (27)$$

This lemma shows that the single-step improvement is driven by the term $\Delta\mu_q(k) \cdot \eta_k$, with an approximation error proportional to the step size squared.

Iterating inequality (27) over K timesteps gives us a bound on the cumulative effect:

$$\left| \log \left(\frac{J_q(K)}{1 - J_q(K)} \right) - \log \left(\frac{J_q(0)}{1 - J_q(0)} \right) - \sum_{k=0}^{K-1} \Delta\mu_q(k) \eta_k \right| \leq (L_o + 8G_o^2) \sum_{k=0}^{K-1} \eta_k^2. \quad (28)$$

Using this inequality, we analyze two distinct outcomes.

(a) Stagnation. First, we show that the return $J_q(K)$ can be bounded away from the optimum under the condition from Theorem 1(a). Rearranging the cumulative inequality gives an upper bound:

$$\log \left(\frac{J_q(K)}{1 - J_q(K)} \right) \leq \log \left(\frac{J_q(0)}{1 - J_q(0)} \right) + \sum_{k=0}^{K-1} \Delta\mu_q(k) \cdot \eta_k + (L_o + 8G_o^2) \sum_{k=0}^{K-1} \eta_k^2,$$

which further leads to

$$J_q(K) \leq \frac{J_q(0)}{J_q(0) + \{1 - J_q(0)\} \exp \left\{ - \sum_{k=0}^{K-1} \Delta\mu_q(k) \eta_k - (L_o + 8G_o^2) \sum_{k=0}^{K-1} \eta_k^2 \right\}}.$$

By applying the bounds on the Cumulative Gap Alignment and step sizes from Theorem 1(a), the inequality simplifies to

$$J_q(K) \leq \frac{J_q(0)}{J_q(0) + \exp(C_0 + C'_0) \{1 - J_q(0)\}} < 1.$$

This result shows that the performance $J_q(K)$ hits a ceiling and is strictly bounded away from the optimum value of 1, proving the stagnation described in Theorem 1(a).

(b) Convergence. Next, we show that an adaptive step size η_k guarantees convergence. The key is the rule from condition (13a): If the Gap Alignment $\Delta\mu_q(k) < 0$, the step size η_k is set to zero. This is a “do no harm” policy that prevents any update in the wrong direction. On the other hand, if $\Delta\mu_q(k) \geq 0$, then the step size η_k is chosen carefully to ensure that $(L_o + 8G_o^2) \eta_k^2 \leq \frac{1}{2} [\Delta\mu_q(k)]_+ \cdot \eta_k$. This guarantees meaningful progress. The rule (13a) strengthens inequality (27) to a lower bound on progress:

$$\begin{aligned} \log \left(\frac{J_q(k+1)}{1 - J_q(k+1)} \right) - \log \left(\frac{J_q(k)}{1 - J_q(k)} \right) &\geq [\Delta\mu_q(k)]_+ \eta_k - (L_o + 8G_o^2) \eta_k^2 \\ &\geq \frac{1}{2} [\Delta\mu_q(k)]_+ \eta_k. \end{aligned} \tag{29}$$

By telescoping and rearranging terms in the same manner as before, we obtain:

$$J_q(K) \geq \frac{J_q(0)}{J_q(0) + \{1 - J_q(0)\} \exp \left\{ - \frac{1}{2} \sum_{k=0}^{K-1} [\Delta\mu_q(k)]_+ \eta_k \right\}}.$$

This result shows that as the Cumulative Gap Alignment grows, the exponential term shrinks, pushing the performance $J_q(K)$ towards 1. This confirms the convergence guarantee in Theorem 1(b), as described in inequality (13b).

C.1.2 Proof of Corollary 3.1

Suppose $\Delta\mu_q(k) \geq \Delta\mu_q > 0$ for any k , and that

$$\eta_k = \eta \leq \min \left\{ \frac{\Delta\mu_q}{2(L_o + 8G_o^2)}, \frac{1}{2\sqrt{L_o}} \right\}.$$

According to the bound (29), we have by our bound on $\eta_k = \eta$:

$$\log\left(\frac{J_q(k+1)}{1-J_q(k+1)}\right) - \log\left(\frac{J_q(k)}{1-J_q(k)}\right) \geq \frac{\Delta\mu_q}{2} \cdot \eta.$$

Next, rearranging and telescoping in the same manner as the proof of Theorem 1, we obtain

$$1 - J_q(k) \leq \frac{1 - J_q(0)}{1 - J_q(0) + J_q(0) \cdot \exp\left\{K \cdot \frac{\Delta\mu_q}{2} \cdot \eta\right\}} \leq \frac{1 - J_q(0)}{J_q(0)} \cdot \exp\left\{-K \cdot \frac{\Delta\mu_q}{2} \cdot \eta\right\},$$

which completes the proof of Corollary 3.1.

C.2 Token-Level Analysis (Proof of Theorem 3)

We begin by providing the formal statement of inequality (19) from the main body. This result, presented below as Lemma 2, serves as the token-level counterpart to the trajectory-level analysis in Lemma 1 and establishes a precise lower bound on the one-step improvement of the log-odds ratio. The proof is found in Appendix D.2.

Lemma 2. *Suppose Assumptions 2 and 3 hold. If the step size η_k is sufficiently small so that*

$$\eta_k \leq \frac{1}{\sqrt{2G_p^2 \cdot T_{\psi_1}}}, \quad (30a)$$

then the increment of the log-odds satisfies

$$\log\left(\frac{J_q(k+1)}{1-J_q(k+1)}\right) - \log\left(\frac{J_q(k)}{1-J_q(k)}\right) \geq \Delta\mu_q(k) \cdot \eta_k - \left(L_p T_\infty + \frac{G_p^2 T_{\psi_1}}{1-J_q(k)}\right) \cdot \eta_k^2. \quad (30b)$$

With this lemma, we can proceed to the main proof of Theorem 3. Our strategy is to synthesize the bounds from Lemma 1 (the trajectory-level analysis) and Lemma 2 (the token-level analysis). Our central aim is to demonstrate that for a sufficiently small step size η_k , the log-odds of the objective function improves at each step according to the following inequality:

$$\log\left(\frac{J_q(k+1)}{1-J_q(k+1)}\right) - \log\left(\frac{J_q(k)}{1-J_q(k)}\right) \geq \frac{1}{2} [\Delta\mu_q(k)]_+ \cdot \eta_k. \quad (31)$$

To establish this, we consider two distinct cases that cover all possibilities.

Case I: $(1 - J_q(k)) T_\infty \geq 1$. In this scenario, we apply the token-level bound from Lemma 2. The lemma guarantees that inequality (31) holds, provided that the step size η_k meets conditions

$$\eta_k \leq \frac{1}{\sqrt{2G_p^2 \cdot T_{\psi_1}}} \quad \text{and} \quad \left(L_p T_\infty + \frac{G_p^2 T_{\psi_1}}{1-J_q(k)}\right) \cdot \eta_k \leq \frac{1}{2} [\Delta\mu_q(k)]_+. \quad (32)$$

Case II: $(1 - J_q(k)) T_\infty < 1$. For the alternative case, we fall back on the trajectory-level bound from Lemma 1. By setting the Lipschitz and gradient norm parameters to $L_o = L_p T_\infty$ and $G_o = G_p T_\infty$ respectively, the bound (27) ensures that inequality (31) holds if

$$\eta_k \leq \frac{1}{2\sqrt{L_p \cdot T_\infty}} \quad \text{and} \quad (L_p T_\infty + 8G_p^2 T_\infty^2) \cdot \eta_k \leq \frac{1}{2} [\Delta\mu_q(k)]_+. \quad (33)$$

Synthesizing the Results. To ensure inequality (31) holds universally, we must select a condition on the step size η_k that satisfies the constraints from both cases. By adopting the more lenient of the two sets of constraints, we arrive at the unified condition specified in (15a).

With this per-step improvement established, the remainder of the proof follows the same structure as the proof of Theorem 1(b). We sum inequality (31) over all iterations from $k = 0$ to $K - 1$, which yields the final convergence result (15b) and completes the proof.

D First-Order Analysis of the Log-Odds Change (Proofs of Auxiliary Lemmas for Convergence Guarantees)

In this section, we analyze how the objective value’s log-odds ratio changes over a single update step. To simplify the notation, let us consider the state at a single update step k . We will use the following shorthand: step size $\eta := \eta_k$, update direction $\mathbf{w} = \mathbf{w}_k$, parameters $\theta_{\text{old}} := \theta_k$ and $\theta := \theta_{k+1}$, objective values $J_q^{\text{old}} := J_q(k)$ and $J_q := J_q(k + 1)$. Our goal is to prove the following relationship:

$$\log \left(\frac{J_q}{1 - J_q} \right) - \log \left(\frac{J_q^{\text{old}}}{1 - J_q^{\text{old}}} \right) = \Delta\mu_q(\pi_{\theta_{\text{old}}}) \eta + \mathcal{O}(\eta^2),$$

where the Gap Alignment $\Delta\mu_q$ is defined in equation (10). Essentially, this equation shows a first-order Taylor expansion of the change in the log-odds ratio. The key insight is that the term $\Delta\mu_q$ emerges as the linear coefficient for the step size η .

We will prove this fundamental relationship at two distinct levels of granularity:

Trajectory Level: The analysis for entire generation trajectories is presented in Lemma 1, with the full proof in Appendix D.1.

Token Level: The corresponding result for token-level consideration is established in Lemma 2, with its proof located in Appendix D.2.

D.1 Proof of Lemma 1

D.1.1 Overview

We first formulate Lemma 3 below, which establishes an equivalent expression for the difference of logarithms. The proof is deferred to Appendix D.1.2.

Lemma 3. *For policies $\pi_{\theta_{\text{old}}}$ and π_{θ} , it holds that*

$$\begin{aligned} \log \left(\frac{J_q}{1 - J_q} \right) - \log \left(\frac{J_q^{\text{old}}}{1 - J_q^{\text{old}}} \right) &= \log \mathbb{E}_{\vec{\sigma} \sim \pi_{\theta_{\text{old}}}(\cdot | q, \mathcal{O}_q^+)} \left[\exp \left\{ (\log \pi_{\theta} - \log \pi_{\theta_{\text{old}}})(\vec{\sigma} | q) \right\} \right] \\ &\quad - \log \mathbb{E}_{\vec{\sigma} \sim \pi_{\theta_{\text{old}}}(\cdot | q, \mathcal{O}_q^-)} \left[\exp \left\{ (\log \pi_{\theta} - \log \pi_{\theta_{\text{old}}})(\vec{\sigma} | q) \right\} \right]. \end{aligned} \quad (34)$$

The difference of logarithms from Lemma 3 is central to our analysis of the optimization scheme. As shown in equation (34), we express this term as the difference between two log moment-generating

functions (MGFs). These MGFs are derived from the conditional probabilities over the correct (positive) and incorrect (negative) solution spaces, \mathcal{O}_q^+ and \mathcal{O}_q^- , respectively.

In Lemma 4 below, we approximate the log MGFs based on the expectations of the random variables. See Appendix D.1.3 for the proof.

Lemma 4. *For any random variable X , we have:*

$$|\log \mathbb{E}[e^X] - \mathbb{E}[X]| \leq 2 \|X\|_\infty^2. \quad (35)$$

We now combine Lemmas 3 and 4 to prove Lemma 1. In what follows, we introduce a shorthand $\mathbf{L}_\theta := \log \pi_\theta$. In our analysis recall that $\theta - \theta_{\text{old}} = \eta_k \cdot \mathbf{w}_k$ with $\|\mathbf{w}_k\|_2 \leq 1$. We denote $\eta := \eta_k$ and $\mathbf{w} := \mathbf{w}_k$ for short.

We apply the bound from equation (35) in Lemma 4 to the random variable $(\mathbf{L}_\theta - \mathbf{L}_{\theta_{\text{old}}})(q, \vec{\sigma})$. By evaluating this for the distributions corresponding to the positive space, $\vec{\sigma} \sim \pi_{\theta_{\text{old}}}(\cdot | q, \mathcal{O}_q^+)$, and the negative space, $\vec{\sigma} \sim \pi_{\theta_{\text{old}}}(\cdot | q, \mathcal{O}_q^-)$, we find that

$$\left| \log \left(\frac{J_q}{1 - J_q} \right) - \log \left(\frac{J_q^{\text{old}}}{1 - J_q^{\text{old}}} \right) - T_1 \right| \leq 4 \|\mathbf{L}_\theta - \mathbf{L}_{\theta_{\text{old}}}\|_\infty^2, \quad (36)$$

where

$$T_1 := \{ \mathbb{E}_{\vec{\sigma} \sim \pi_{\theta_{\text{old}}}(\cdot | q, \mathcal{O}_q^+)} - \mathbb{E}_{\vec{\sigma} \sim \pi_{\theta_{\text{old}}}(\cdot | q, \mathcal{O}_q^-)} \} [(\mathbf{L}_\theta - \mathbf{L}_{\theta_{\text{old}}})(q, \vec{\sigma})].$$

To establish the final bound in Lemma 1, we need to prove two intermediate results:

1. $T_1 = \Delta\mu_q(\pi_{\theta_{\text{old}}}) \cdot \eta + \mathcal{O}(\eta^2)$
2. $\|\mathbf{L}_\theta - \mathbf{L}_{\theta_{\text{old}}}\|_\infty = \mathcal{O}(\eta)$.

Once we show these two relationships hold, the desired bound (27) follows directly by substituting them into inequality (36).

Analyzing term T_1 : For term T_1 , Assumption 1 on the smoothness of function \mathbf{L}_θ implies that

$$|(\mathbf{L}_\theta - \mathbf{L}_{\theta_{\text{old}}})(q, \vec{\sigma}) - \langle \nabla_\theta \mathbf{L}_{\theta_{\text{old}}}(q, \vec{\sigma}), \theta - \theta_{\text{old}} \rangle| \leq \frac{L_o}{2} \|\theta - \theta_{\text{old}}\|_2^2.$$

According to our optimization scheme $\theta = \theta_{\text{old}} + \eta \cdot \mathbf{w}$, it follows that

$$|(\mathbf{L}_\theta - \mathbf{L}_{\theta_{\text{old}}})(q, \vec{\sigma}) - \eta \{ \mathbf{w} \cdot \nabla_\theta \mathbf{L}_{\theta_{\text{old}}}(q, \vec{\sigma}) \}| \leq \frac{L_o}{2} \eta^2. \quad (37)$$

Recalling the definition (7) of vectors $\mathbf{g}_q^+ = \mathbf{g}_q^+(\pi_{\theta_{\text{old}}})$ and $\mathbf{g}_q^- = \mathbf{g}_q^-(\pi_{\theta_{\text{old}}})$, we find that

$$\mathbf{g}_q^+ - \mathbf{g}_q^- = \{ \mathbb{E}_{\pi_{\theta_{\text{old}}}^+(\cdot | q)} - \mathbb{E}_{\pi_{\theta_{\text{old}}}^-(\cdot | q)} \} [\nabla_\theta \mathbf{L}_{\theta_{\text{old}}}(q, \vec{\sigma})].$$

Moreover, the definition (10) of gap $\Delta\mu_q$ leads to

$$\Delta\mu_q(\pi_{\theta_{\text{old}}}) = \langle \mathbf{w}, \mathbf{g}_q^+ - \mathbf{g}_q^- \rangle = \{ \mathbb{E}_{\pi_{\theta_{\text{old}}}^+(\cdot | q)} - \mathbb{E}_{\pi_{\theta_{\text{old}}}^-(\cdot | q)} \} [\mathbf{w} \cdot \nabla_\theta \mathbf{L}_{\theta_{\text{old}}}(q, \vec{\sigma})].$$

Therefore, taking expectations $\{ \mathbb{E}_{\pi_{\theta_{\text{old}}}^+(\cdot | q)} - \mathbb{E}_{\vec{\sigma} \sim \pi_{\theta_{\text{old}}}^-(\cdot | q)} \}(\cdot)$ of the terms inside the absolute value of equation (37), we get

$$|T_1 - \Delta\mu_q(\pi_{\theta_{\text{old}}}) \eta| \leq \frac{L_o}{2} \eta^2. \quad (38)$$

Bounding norm $\|\mathbf{L}_\theta - \mathbf{L}_{\theta_{\text{old}}}\|_\infty$: From inequality (37), we also have

$$\begin{aligned} \|\mathbf{L}_\theta - \mathbf{L}_{\theta_{\text{old}}}\|_\infty &\leq \eta \sup_{\vec{\sigma} \in \mathcal{O}} \{\mathbf{w} \cdot \nabla_\theta \mathbf{L}_{\theta_{\text{old}}}(q, \vec{\sigma})\} + \frac{L_o}{2} \eta^2 \\ &\leq \eta \sup_{\vec{\sigma} \in \mathcal{O}} \|\nabla_\theta \mathbf{L}_{\theta_{\text{old}}}(q, \vec{\sigma})\|_2 + \frac{L_o}{2} \eta^2 \leq G_o \eta + \frac{L_o}{2} \eta^2. \end{aligned} \quad (39)$$

Finalizing the proof: Combining our previous bounds (36), (38) and (39), we get

$$\begin{aligned} &\left| \log \left(\frac{J_q}{1 - J_q} \right) - \log \left(\frac{J_q^{\text{old}}}{1 - J_q^{\text{old}}} \right) - \Delta \mu_q(\pi_{\theta_{\text{old}}}) \eta \right| \\ &\leq 4 \|\mathbf{L}_\theta - \mathbf{L}_{\theta_{\text{old}}}\|_\infty^2 + |T_1 - \Delta \mu_q(\pi_{\theta_{\text{old}}}) \eta| \\ &\leq \left\{ (2G_o + L_o \eta)^2 + \frac{L_o}{2} \right\} \eta^2 \leq (L_o + 8G_o^2) \eta^2, \end{aligned}$$

where the last inequality follows from the condition $\eta \leq \frac{1}{2\sqrt{L_o}}$. This establishes inequality (27) and completes the proof of Lemma 1.

D.1.2 Proof of Lemma 3

Let $\mathbf{L}_\theta(\vec{\sigma}, q) := \log \pi_\theta(\vec{\sigma} | q)$ be the log-likelihood function and define $\mathbf{L}_{\theta_{\text{old}}}$ analogously. The updated policy π_θ can be expressed in terms of the old policy $\pi_{\theta_{\text{old}}}$ as follows:

$$\pi_\theta(\vec{\sigma} | q) \propto \pi_{\theta_{\text{old}}}(\vec{\sigma} | q) \exp \{(\mathbf{L}_\theta - \mathbf{L}_{\theta_{\text{old}}})(\vec{\sigma} | q)\}.$$

Therefore, we have

$$\frac{J_q}{1 - J_q} = \frac{\sum_{\vec{\sigma} \in \mathcal{O}_q^+} \pi_\theta(\vec{\sigma} | q)}{\sum_{\vec{\sigma} \in \mathcal{O}_q^-} \pi_\theta(\vec{\sigma} | q)} = \frac{\sum_{\vec{\sigma} \in \mathcal{O}_q^+} \pi_{\theta_{\text{old}}}(\vec{\sigma} | q) \exp \{(\mathbf{L}_\theta - \mathbf{L}_{\theta_{\text{old}}})(q, \vec{\sigma})\}}{\sum_{\vec{\sigma} \in \mathcal{O}_q^-} \pi_{\theta_{\text{old}}}(\vec{\sigma} | q) \exp \{(\mathbf{L}_\theta - \mathbf{L}_{\theta_{\text{old}}})(q, \vec{\sigma})\}} =: \frac{T_+}{T_-}. \quad (40)$$

Regarding the numerator T_+ , we use the conditional probability relationship

$$\pi_{\theta_{\text{old}}}(\vec{\sigma} | q) = J_q^{\text{old}} \pi_{\theta_{\text{old}}}(\vec{\sigma} | q, \mathcal{O}_q^+) = J_q^{\text{old}} \pi_{\theta_{\text{old}}}^+(\vec{\sigma} | q) \quad \text{for } \vec{\sigma} \in \mathcal{O}_q^+$$

and find that

$$\begin{aligned} T_+ &= J_q^{\text{old}} \sum_{\vec{\sigma} \in \mathcal{O}_q^+} \pi_{\theta_{\text{old}}}^+(\vec{\sigma} | q) \exp \{(\mathbf{L}_\theta - \mathbf{L}_{\theta_{\text{old}}})(q, \vec{\sigma})\} \\ &= J_q^{\text{old}} \cdot \mathbb{E}_{\pi_{\theta_{\text{old}}}^+(\cdot | q)} [\exp \{(\mathbf{L}_\theta - \mathbf{L}_{\theta_{\text{old}}})(q, \vec{\sigma})\}]. \end{aligned} \quad (41a)$$

Similarly, for the denominator T_- , we apply equality

$$\pi_{\theta_{\text{old}}}(\vec{\sigma} | q) = (1 - J_q^{\text{old}}) \pi_{\theta_{\text{old}}}(\vec{\sigma} | q, \mathcal{O}_q^-) = (1 - J_q^{\text{old}}) \pi_{\theta_{\text{old}}}^-(\vec{\sigma} | q) \quad \text{for } \vec{\sigma} \in \mathcal{O}_q^-.$$

It follows that

$$T_- = (1 - J_q^{\text{old}}) \cdot \mathbb{E}_{\pi_{\theta_{\text{old}}}^-(\cdot | q)} [\exp \{(\mathbf{L}_\theta - \mathbf{L}_{\theta_{\text{old}}})(q, \vec{\sigma})\}]. \quad (41b)$$

Then, substituting equations (41a) and (41b) into equation (40), we obtain precisely equation (34) stated in Lemma 3.

D.1.3 Proof of Lemma 4

We start by centering the random variable X . Let us define $Y := X - \mathbb{E}[X]$, which gives us a new variable with a mean of zero. This simplifies the core expression:

$$\log \mathbb{E}[e^X] - \mathbb{E}[X] = \log \mathbb{E}[e^{\mathbb{E}[X] + Y}] - \mathbb{E}[X] = \log \mathbb{E}[e^Y].$$

By Jensen's inequality, the term $\log \mathbb{E}[e^Y]$ is always non-negative. This allows us to safely drop the absolute value bars:

$$|\log \mathbb{E}[e^X] - \mathbb{E}[X]| = \log \mathbb{E}[e^Y].$$

Finally, applying Hoeffding's lemma to this resulting log moment-generating function bounds it by at most $2 \|X\|_\infty^2$. This establishes the result in Lemma 4.

D.2 Proof of Lemma 2

D.2.1 Overview

Our proof proceeds in two main steps. First, we establish a lower bound on the improvement in the log-odds of value J_q :

$$\log \left(\frac{J_q}{1 - J_q} \right) - \log \left(\frac{J_q^{\text{old}}}{1 - J_q^{\text{old}}} \right) \geq \{ \log (\mathbb{E}^+[\exp(X)]) - \log (\mathbb{E}^-[\exp(X)]) \} - L_p T_\infty \cdot \eta^2, \quad (42)$$

where the random variable X is defined as

$$X := \eta \{ \mathbf{w} \cdot \nabla_\theta \log \pi_{\theta_{\text{old}}}(\vec{\sigma} | q) \} = \langle \nabla_\theta \log \pi_{\theta_{\text{old}}}(\vec{\sigma} | q), \theta - \theta_{\text{old}} \rangle. \quad (43)$$

Here \mathbb{E}^+ and \mathbb{E}^- denote expectations over the conditional distributions of positive and negative responses, i.e., $\mathbb{E}_{\vec{\sigma} \sim \pi_{\theta_{\text{old}}}(\cdot | q, \mathcal{O}_q^+)}$ and $\mathbb{E}_{\vec{\sigma} \sim \pi_{\theta_{\text{old}}}(\cdot | q, \mathcal{O}_q^-)}$, respectively.

Second, we bound the difference between the log-moment-generating functions (log-MGFs) that appears on the right-hand side of inequality (42):

$$\log (\mathbb{E}^+[\exp(X)]) - \log (\mathbb{E}^-[\exp(X)]) \geq \Delta \mu_q(\pi_{\theta_{\text{old}}}) \cdot \eta - \frac{G_p^2 T_{\psi_1}}{1 - J_q^{\text{old}}} \cdot \eta^2, \quad (44)$$

which holds under the condition that

$$\eta \leq \frac{1}{\sqrt{2 G_p^2 \cdot T_{\psi_1}}}.$$

Combining the bounds from (42) and (44) directly establishes the result in Lemma 2. We now prove these two intermediate claims in Appendices D.2.2 and D.2.3.

D.2.2 Proof of Inequality (42)

Our starting point is the smoothness property of the log-policy, as stated in Assumption 2. For any prompt-response pair (q, \vec{o}) , the function $\log \pi_\theta(\vec{o} \mid q)$ is $(L_p \cdot T_\infty)$ -smooth with respect to θ . A standard result for smooth functions is that:

$$|(\log \pi_\theta - \log \pi_{\theta_{\text{old}}})(\vec{o} \mid q) - \langle \nabla_\theta \log \pi_{\theta_{\text{old}}}(\vec{o} \mid q), \theta - \theta_{\text{old}} \rangle| \leq \frac{L_p \cdot T_\infty}{2} \|\theta - \theta_{\text{old}}\|_2^2.$$

By substituting the definition of the random variable X from equation (43) and using the gradient update rule $\theta - \theta_{\text{old}} = \eta \cdot \mathbf{w}$ (where $\|\mathbf{w}\|_2 \leq 1$), this inequality simplifies to:

$$|(\log \pi_\theta - \log \pi_{\theta_{\text{old}}})(\vec{o} \mid q) - X| \leq \frac{L_p T_\infty}{2} \cdot \eta^2.$$

This directly implies the following bounds on the conditional expectations:

$$\begin{aligned} \log \mathbb{E}_{\vec{o} \sim \pi_{\theta_{\text{old}}}(\cdot \mid q, \mathcal{O}_q^+)} [\exp \{(\log \pi_\theta - \log \pi_{\theta_{\text{old}}})(\vec{o} \mid q)\}] &\geq \log (\mathbb{E}^+[\exp(X)]) - \frac{L_p T_\infty}{2} \cdot \eta^2. \\ \log \mathbb{E}_{\vec{o} \sim \pi_{\theta_{\text{old}}}(\cdot \mid q, \mathcal{O}_q^-)} [\exp \{(\log \pi_\theta - \log \pi_{\theta_{\text{old}}})(\vec{o} \mid q)\}] &\leq \log (\mathbb{E}^-[\exp(X)]) + \frac{L_p T_\infty}{2} \cdot \eta^2. \end{aligned}$$

Subtracting the second inequality from the first yields the desired bound (42).

D.2.3 Proof of Inequality (44)

To prove inequality (44), we will establish and combine three intermediate results.

First, we relate the ratio of conditional MGFs to the unconditional MGF:

$$\log \left(\frac{\mathbb{E}^+[e^X]}{\mathbb{E}^-[e^X]} \right) \geq -\frac{1}{1 - J_q^{\text{old}}} \log \mathbb{E}[e^X] + \frac{1}{1 - J_q^{\text{old}}} \log \mathbb{E}^+[e^X]. \quad (45)$$

Here \mathbb{E} denotes the expectation over the entire response space $\mathcal{O} = \mathcal{O}_q^+ \cup \mathcal{O}_q^-$.

Next, we bound the two terms on the right-hand side of inequality (45) separately. We show that

$$\frac{1}{1 - J_q^{\text{old}}} \log \mathbb{E}^+[e^X] \geq \Delta \mu_q(\pi_{\theta_{\text{old}}}) \cdot \eta, \quad \text{and} \quad (46a)$$

$$\frac{1}{1 - J_q^{\text{old}}} \log \mathbb{E}[e^X] \leq \frac{G_p^2 \cdot T_{\psi_1}}{1 - J_q^{\text{old}}} \cdot \eta^2 \quad \text{if } \eta \leq \frac{1}{\sqrt{2 G_p^2 \cdot T_{\psi_1}}}. \quad (46b)$$

Combining these three bounds (45), (46a) and (46b) directly yields the target inequality (44).

We now prove each claim in turn.

Proof of Inequality (45): This result follows from a general property of logarithms derived from the weighted AM-GM inequality. For any real numbers $u, v > 0$ and any $p \in (0, 1)$, the weighted AM-GM inequality states $pu + (1 - p)v \geq u^p v^{1-p}$. Dividing by v and taking the logarithm gives

$$\log(u/v) \leq \frac{1}{p} (\log(pu + (1 - p)v) - \log(v)).$$

We apply this inequality by setting $u := \mathbb{E}^-[e^X]$, $v := \mathbb{E}^+[e^X]$ and $p := 1 - J_q^{\text{old}}$. This substitution yields

$$\log \left(\frac{\mathbb{E}^-[e^X]}{\mathbb{E}^+[e^X]} \right) \leq \frac{1}{1 - J_q^{\text{old}}} \log \{ J_q^{\text{old}} \mathbb{E}^+[e^X] + (1 - J_q^{\text{old}}) \mathbb{E}^-[e^X] \} - \frac{1}{1 - J_q^{\text{old}}} \log \mathbb{E}^+[e^X]. \quad (47)$$

By the law of total expectation, the term in the curly braces is simply the unconditional expectation $\mathbb{E}[e^X]$:

$$\mathbb{E}[e^X] = J_q^{\text{old}} \mathbb{E}^+[e^X] + (1 - J_q^{\text{old}}) \mathbb{E}^-[e^X]. \quad (48)$$

Substituting (48) into (47) completes the proof of inequality (45).

Proof of Inequality (46a): By Jensen's inequality, $\log \mathbb{E}^+[e^X] \geq \mathbb{E}^+[X]$. Therefore, we have

$$\frac{\log \mathbb{E}^+[e^X]}{1 - J_q^{\text{old}}} \geq \frac{\mathbb{E}^+[X]}{1 - J_q^{\text{old}}},$$

The remainder of the proof is dedicated to showing that the right-hand side is exactly equal to the desired term:

$$\frac{\mathbb{E}^+[X]}{1 - J_q^{\text{old}}} = \Delta \mu_q(\pi_{\theta_{\text{old}}}) \cdot \eta. \quad (49)$$

To prove this, we start with the policy gradient identity from equation (9):

$$\mathbf{w} \cdot \nabla_{\theta} J_q(\pi_{\theta_{\text{old}}}) = J_q^{\text{old}}(1 - J_q^{\text{old}}) \cdot \Delta \mu_q(\pi_{\theta_{\text{old}}}).$$

We can express policy gradient $\nabla_{\theta} J_q(\pi_{\theta_{\text{old}}})$ in terms of an expectation over negative responses. Using the fact that $J_q(\pi_{\theta_{\text{old}}}) = \mathbb{P}_{\vec{\sigma} \sim \pi_{\theta_{\text{old}}}(\cdot|q)}[\vec{\sigma} \in \mathcal{O}_q^+]$, we get

$$\begin{aligned} \nabla_{\theta} J_q(\pi_{\theta_{\text{old}}}) &= \nabla_{\theta} \mathbb{P}_{\vec{\sigma} \sim \pi_{\theta_{\text{old}}}(\cdot|q)}[\vec{\sigma} \in \mathcal{O}_q^+] = \mathbb{E}[\mathbb{1}\{\vec{\sigma} \in \mathcal{O}_q^+\} \cdot \nabla_{\theta} \log \pi_{\theta_{\text{old}}}(\vec{\sigma} | q)] \\ &= J_q^{\text{old}} \cdot \mathbb{E}^+[\nabla_{\theta} \log \pi_{\theta_{\text{old}}}(\vec{\sigma} | q)]. \end{aligned}$$

Substituting this back into our gradient identity yields:

$$\mathbf{w} \cdot J_q^{\text{old}} \cdot \mathbb{E}^+[\nabla_{\theta} \log \pi_{\theta_{\text{old}}}(\vec{\sigma} | q)] = J_q^{\text{old}}(1 - J_q^{\text{old}}) \cdot \Delta \mu_q(\pi_{\theta_{\text{old}}}).$$

Dividing by J_q^{old} and multiplying by η , we find

$$\eta \cdot \mathbb{E}^+[\mathbf{w} \cdot \nabla_{\theta} \log \pi_{\theta_{\text{old}}}(\vec{\sigma} | q)] = (1 - J_q^{\text{old}}) \cdot \Delta \mu_q(\pi_{\theta_{\text{old}}}) \cdot \eta.$$

From the definition of X in (43), the left-hand side is $\mathbb{E}^+[X]$. This confirms equation (49) and completes the proof of inequality (46a).

Proof of Inequality (46b): The final step is to bound the unconditional log-MGF, $\log \mathbb{E}[e^X]$. Our strategy is to view X as the final value of a martingale and apply a variant of Hoeffding's inequality.

Martingale Formulation. Consider a random response \vec{o} generated from policy $\pi_{\theta_{\text{old}}}$, i.e., $\vec{o} \sim \pi_{\theta_{\text{old}}}(\cdot | q)$. The random variable X is a sum over the tokens in the response \vec{o} :

$$X = \sum_{t=1}^{|\vec{o}|} \eta \{ \mathbf{w} \cdot \nabla_{\theta} \log \pi_{\theta_{\text{old}}}(o_t | q, \vec{o}_{<t}) \}.$$

Let \mathcal{F}_t be the σ -field generated by the prompt q and the response prefix $\vec{o}_{\leq t}$. We define a martingale difference sequence $\{\xi_t\}$:

$$\xi_t := \eta \{ \mathbf{w} \cdot \nabla_{\theta} \log \pi_{\theta_{\text{old}}}(o_t | q, \vec{o}_{<t}) \}. \quad (50)$$

Then $X_t = \sum_{t'=1}^t \xi_{t'}$ is a martingale with respect to the filtration $\{\mathcal{F}_t\}$, and $X = X_{|\vec{o}|}$. By Assumption 2, the increments are bounded: $|\xi_t| \leq G_p \cdot \eta$.

Supermartingale and Optional Stopping. Using Hoeffding's lemma (Boucheron et al., 2013, Lemma 2.6) on the conditional expectation, we have

$$\mathbb{E}[\exp(2\xi_t) | \mathcal{F}_{t-1}] \leq \exp\{2G_p^2\eta^2\}.$$

This allows us to construct a supermartingale $\{\mathbf{M}_t\}_{t=1}^{T_{\infty}}$:

$$\mathbf{M}_t := \exp\{2X_t - 2G_p^2\eta^2 \cdot t\} \quad \text{for } t = 1, 2, \dots$$

Since $|\vec{o}| \leq T_{\infty}$ is a bounded stopping time, Doob's optional stopping theorem applies, giving $\mathbb{E}[\mathbf{M}_{|\vec{o}|}] \leq \mathbb{E}[\mathbf{M}_0] = 1$. This means

$$\mathbb{E}[\exp\{2X - 2G_p^2\eta^2 \cdot |\vec{o}|\}] = \mathbb{E}[\mathbf{M}_{|\vec{o}|}] \leq 1.$$

Cauchy-Schwarz and ψ_1 Norm. We now isolate $\mathbb{E}[e^X]$ using the Cauchy-Schwarz inequality:

$$\mathbb{E}[e^X] \leq \mathbb{E}[\exp\{2X - 2G_p^2\eta^2 \cdot |\vec{o}|\}]^{\frac{1}{2}} \mathbb{E}[\exp\{2G_p^2\eta^2 \cdot |\vec{o}|\}]^{\frac{1}{2}} \leq \mathbb{E}[\exp\{2G_p^2\eta^2 \cdot |\vec{o}|\}]^{\frac{1}{2}},$$

where the last step used our supermartingale bound. Taking the logarithm gives

$$\log \mathbb{E}[e^X] \leq \frac{1}{2} \log \mathbb{E}[\exp\{2G_p^2\eta^2 \cdot |\vec{o}|\}].$$

Finally, we bound the remaining term using the sub-exponential (ψ_1 -Orlicz) norm of the response length, T_{ψ_1} from Assumption 3. By definition,

$$\mathbb{E}[\exp\{|\vec{o}|/T_{\psi_1}\}] \leq 2.$$

Consider a function $\phi(\lambda) := \log \mathbb{E}[\exp(\lambda|\vec{o}|)]$, which is convex with $\phi(0) = 0$. Under condition $0 \leq 2G_p^2\eta^2 \leq 1/T_{\psi_1}$, the convexity implies

$$\phi(2G_p^2\eta^2) \leq 2G_p^2\eta^2 T_{\psi_1} \cdot \phi(1/T_{\psi_1}) \leq 2 \log 2 \cdot G_p^2\eta^2 T_{\psi_1}.$$

It follows that

$$\log \mathbb{E} \left[\exp \left\{ 2 G_p^2 \eta^2 \cdot |\vec{\sigma}| \right\} \right] = \phi(2 G_p^2 \eta^2) \leq 2 G_p^2 \eta^2 \cdot T_{\psi_1}.$$

Plugging this back into our bound for $\log \mathbb{E}[e^X]$ gives

$$\log \mathbb{E}[e^X] \leq G_p^2 \eta^2 \cdot T_{\psi_1}.$$

This establishes inequality (46b) and completes the proof.

E Example of Uniformly Lower Bounded Gap Alignments

To illustrate a situation when the uniformly lower bounded Gap Alignment assumption $\Delta\mu_q(k) \geq \Delta\mu_q$ of Corollary 3.1 holds, we consider a simplified setting with a softmax policy over two fixed responses: one correct ($\vec{\sigma}^+$) and one incorrect ($\vec{\sigma}^-$).

Setup. Consider a single prompt q with response space $\mathcal{O}_q = \{\vec{\sigma}^+, \vec{\sigma}^-\}$, where $r^*(q, \vec{\sigma}^+) = 1$ and $r^*(q, \vec{\sigma}^-) = 0$. The policy is parameterized as a softmax over two logits $\theta = (\theta^+, \theta^-) \in \mathbb{R}^2$:

$$\pi_\theta(\vec{\sigma}^+ | q) = \frac{e^{\theta^+}}{e^{\theta^+} + e^{\theta^-}}, \quad \pi_\theta(\vec{\sigma}^- | q) = \frac{e^{\theta^-}}{e^{\theta^+} + e^{\theta^-}}.$$

Thus, the success probability is $J_q = \pi_\theta(\vec{\sigma}^+ | q)$ and the score functions for each response can be computed as:

$$\begin{aligned} \nabla_\theta \log \pi_\theta(\vec{\sigma}^+ | q) &= \begin{pmatrix} 1 - J_q \\ -(1 - J_q) \end{pmatrix} \\ \nabla_\theta \log \pi_\theta(\vec{\sigma}^- | q) &= \begin{pmatrix} -J_q \\ J_q \end{pmatrix}. \end{aligned}$$

In this two-response setting, the conditional distributions $\pi_\theta^+(\cdot | q)$ and $\pi_\theta^-(\cdot | q)$ are point masses on $\vec{\sigma}^+$ and $\vec{\sigma}^-$ respectively. Thus: $\mathbf{g}_q^+ = \nabla_\theta \log \pi_\theta(\vec{\sigma}^+ | q)$ and $\mathbf{g}_q^- = \nabla_\theta \log \pi_\theta(\vec{\sigma}^- | q)$. The Gradient Gap is then a constant: $\mathbf{g}_q^+ - \mathbf{g}_q^- = (1, -1)^T$. Thus, for \mathbf{w}_k chosen in the normalized direction of $\mathbf{g}_q^+ - \mathbf{g}_q^-$, we have the Gap Alignment is the constant $\sqrt{2}$.

F Proofs of Lower Bounds

Intuition for the Lower Bound Analysis. For the trajectory formulation, our convergence analysis (Theorem 1) relies on equation (14), which uses a first-order approximation of the change in log-odds. For the lower bound, however, it is crucial to examine the second-order expansion. To this end, we define conditional variances over the positive (and negative) response space: $\text{Var}^+ := \text{Var}_{\vec{\sigma} \sim \pi_k(\cdot | q, \mathcal{O}_q^+)}[\mathbf{w}_k \cdot \nabla_\theta \log \pi_k(\vec{\sigma} | q)]$. The term Var^- is defined analogously. The second-order Taylor expansion gives

$$\log \left(\frac{J_q(k+1)}{1 - J_q(k+1)} \right) - \log \left(\frac{J_q(k)}{1 - J_q(k)} \right) = \Delta\mu_q(k) \eta_k + \{\text{Var}^+ - \text{Var}^-\} \cdot \eta_k^2 + \mathcal{O}(\eta_k^3).$$

In our construction, the linear term is always favorable: $\Delta\mu_q(k) \eta_k > 0$. The challenge comes from the quadratic term. If the variance over the negative space dominates, $\text{Var}^- > \text{Var}^+$, then for moderately large step sizes the second-order effect can overwhelm the first-order gain, pulling the log-odds downward and decreasing J_q .

This phenomenon is not just a theoretical artifact—it is highly plausible in practice. Real-world language models typically face an enormous negative space (many incorrect responses) with high variability, leading to large Var^- . In contrast, the positive space often contains only a few consistent modes, keeping Var^+ relatively small. This imbalance highlights the danger of overshooting: unless the step size η_k is carefully calibrated, the variance contribution from the negative space can dominate and derail learning. To ensure both stability and progress, the step size must respect the scale $\eta_k \asymp \Delta\mu_q(k)/(L_o + G_o^2)$.

F.1 Trajectory-Level Analysis Lower Bound (Proof of Theorem 2)

For simplicity, we omit the prompt q and consider a fixed instance. The positive set is a singleton, $\mathcal{O}_q^+ = \{\vec{o}_1\}$, while the negative set contains two responses, $\mathcal{O}_q^- = \{\vec{o}_{-1}, \vec{o}_{-2}\}$.

We adopt a linear feature representation for the logits \mathbf{h}_θ , defined by

$$\mathbf{h}_\theta(q, \vec{o}) = \langle \phi(q, \vec{o}), \theta \rangle,$$

with the following feature map:

$$\phi(q, \vec{o}_1) = \frac{G_o}{2} \begin{pmatrix} 0 \\ 1 \end{pmatrix}, \quad \phi(q, \vec{o}_{-1}) = \frac{G_o}{2} \begin{pmatrix} 1 \\ 0 \end{pmatrix}, \quad \phi(q, \vec{o}_{-2}) = \frac{G_o}{2} \begin{pmatrix} -1 \\ 0 \end{pmatrix}.$$

By this construction, the Euclidean norm of the score function

$$\nabla_\theta \log \pi_\theta(\vec{o} \mid q) = \phi(q, \vec{o}) - \mathbb{E}_{\vec{o} \sim \pi_\theta(\cdot \mid q)} [\phi(q, \vec{o})],$$

is uniformly bounded by G_o and has Lipschitz constant $L_o = 0$.

We now define the optimization scheme:

Initialization:

$$\theta_0 := \frac{\eta}{3} \begin{pmatrix} -1 \\ 0 \end{pmatrix}. \tag{51}$$

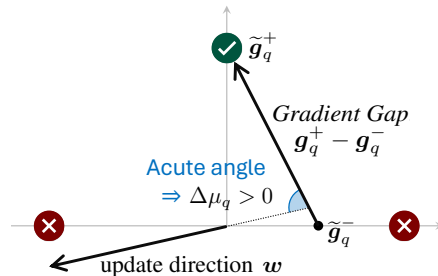


Figure 3: Constructed instance for (trajectory-level) lower bound proof.

Step size: fixed $\eta_k = \eta$ satisfying

$$\frac{60 \Delta \mu_q}{L_o + G_o^2} \leq \eta \leq \frac{1}{2\sqrt{L_o + G_o^2}}. \quad (52)$$

Update direction:

$$\mathbf{w}_k = \frac{1}{3} \begin{pmatrix} (-1)^k \cdot 2 \\ -\delta \end{pmatrix} \quad \delta := \frac{1}{15} \eta G_o. \quad (53)$$

The resulting parameter trajectory is

$$\theta_k := \frac{\eta}{3} \begin{pmatrix} -(-1)^k \\ -\delta k \end{pmatrix}. \quad (54)$$

We can confirm that $\|\mathbf{w}_k\|_2 \leq 1$ since

$$\frac{4}{9} + \frac{\delta}{9} \leq 1 \iff \delta \leq 5$$

where the latter inequality is true since $\eta G_o \leq \frac{1}{2}$.

Now let us verify two key properties of this trajectory:

Decreasing value: The value function J equals the probability assigned to the positive response \vec{o}_1 , which is given by

$$\begin{aligned} J_q(k) &= \pi(\vec{o}_1 \mid q) = \frac{\exp\{- (\delta \eta G_o / 6) \cdot k\}}{\exp\{- (\delta \eta G_o / 6) \cdot k\} + \exp\{\eta G_o / 6\} + \exp\{-\eta G_o / 6\}} \\ &= \frac{1}{1 + \{\exp(\eta G_o / 6) + \exp(-\eta G_o / 6)\} \cdot \exp\{(\delta \eta G_o / 6) \cdot k\}}. \end{aligned}$$

This expression decreases monotonically in k .

Positive gap: Consider even indices k (the odd case is symmetric). Then

$$\mathbf{w}_k = \frac{1}{3} \begin{pmatrix} 2 \\ -\delta \end{pmatrix}. \quad (55)$$

The conditional probabilities of the two negative responses are

$$\begin{aligned} \pi_\theta(\vec{o}_{-1} \mid q, \mathcal{O}_q^-) &= \frac{\exp(-\eta G_o / 6)}{\exp(-\eta G_o / 6) + \exp(\eta G_o / 6)}, \\ \pi_\theta(\vec{o}_{-2} \mid q, \mathcal{O}_q^-) &= \frac{\exp(\eta G_o / 6)}{\exp(-\eta G_o / 6) + \exp(\eta G_o / 6)}. \end{aligned}$$

Define

$$\tilde{\mathbf{g}}_q^+ := \mathbb{E}_{\vec{o} \sim \pi_\theta(\cdot \mid q, \mathcal{O}_q^+)}[\phi(q, \vec{o})] \quad \text{and} \quad \tilde{\mathbf{g}}_q^- := \mathbb{E}_{\vec{o} \sim \pi_\theta(\cdot \mid q, \mathcal{O}_q^-)}[\phi(q, \vec{o})].$$

Then due to the expression $\nabla_\theta \log \pi_\theta(\vec{o} \mid q) = \phi(q, \vec{o}) - \mathbb{E}_{\vec{o} \sim \pi_\theta(\cdot \mid q)}[\phi(q, \vec{o})]$, we have

$$\mathbf{g}_q^+ - \mathbf{g}_q^- = \{\mathbb{E}^+ - \mathbb{E}^-\}[\nabla_\theta \log \pi_\theta(\vec{o} \mid q)] = \{\mathbb{E}^+ - \mathbb{E}^-\}[\phi(q, \vec{o})] = \tilde{\mathbf{g}}_q^+ - \tilde{\mathbf{g}}_q^-.$$

Note that

$$\begin{aligned} \tilde{\mathbf{g}}_q^+ &= \frac{G_o}{2} \begin{pmatrix} 0 \\ 1 \end{pmatrix} \\ \tilde{\mathbf{g}}_q^- &= \pi_\theta(\vec{o}_{-1} \mid q, \mathcal{O}_q^-) \cdot \phi(q, \vec{o}_{-1}) + \pi_\theta(\vec{o}_{-2} \mid q, \mathcal{O}_q^-) \cdot \phi(q, \vec{o}_{-2}) \\ &= \frac{1 - \exp(\eta G_o/3)}{1 + \exp(\eta G_o/3)} \cdot \frac{G_o}{2} \begin{pmatrix} 1 \\ 0 \end{pmatrix}. \end{aligned}$$

Since $\eta G_o \leq \frac{1}{2}$, and using the inequality $\frac{e^x - 1}{1 + e^x} \geq \frac{2}{5}x$ for $x \in [0, 1]$

$$\begin{aligned} \langle \mathbf{w}_k, \mathbf{g}_q^+ - \mathbf{g}_q^- \rangle &= \frac{2}{3} \cdot \frac{\exp(\eta G_o/3) - 1}{\exp(\eta G_o/3) + 1} \cdot \frac{G_o}{2} - \frac{\delta}{3} \cdot \frac{G_o}{2} \geq \left(\frac{2}{3} \cdot \frac{2}{5} (\eta G_o/3) - \delta/3 \right) \cdot \frac{G_o}{2} \\ &= \left(\frac{4}{15} (\eta G_o/3) - \delta/3 \right) \cdot \frac{G_o}{2} = \frac{1}{30} \eta G_o^2 \geq \Delta\mu_q, \end{aligned}$$

where the last inequality is true by the lower bound on η of (52) and the fact that $L_o^{1/2} \leq G_o$. Note that the normalizing constant terms arising in $\nabla_\theta \log \pi_\theta(\vec{o} \mid q)$ within the definitions \mathbf{g}_q^+ and \mathbf{g}_q^- were not computed since they cancel out in the difference $\mathbf{g}_q^+ - \mathbf{g}_q^-$. Therefore, the gap condition is satisfied.

F.2 Token-Level Analysis Lower Bound (Proof of Theorem 4)

Under the token-level formulation of (1), recall that T_∞ denotes the maximum length of a sequence $\vec{o} \in \mathcal{O}$. We then aim to show for any T_∞ , L_p , and G_p with $G_p \geq L_p^{1/2}$, there exists a problem instance where we have $\Delta\mu_q(k) \geq \Delta\mu_q > 0$ and for η satisfying

$$\frac{120\Delta\mu_q}{T_\infty^{1/2} \cdot L_p + T_\infty \cdot G_p^2} \leq \eta \leq \frac{1}{2\sqrt{T_\infty^{1/2} \cdot L_p + T_\infty G_p^2}},$$

with $0 < \Delta\mu_q \leq \frac{1}{240} \sqrt{T_\infty^{1/2} \cdot L_p + T_\infty \cdot G_p^2}$, we'll have degrading performance:

$$J_q(k) < J_q(k-1) \text{ and } \lim_{K \rightarrow \infty} J_q(K) = 0.$$

Similar to the proof of Theorem 2, we'll use a token space of $\{o_1, o_{-1}, o_{-2}\}$ and we'll use a linear feature representation for the logit $\mathbf{h}_\theta(q, \vec{o}_{\leq t}) := \langle \phi(q, \vec{o}_t), \theta \rangle$ at each layer $t \in [T_\infty]$. Note that the feature map only depends on the last token in the subsequence $\vec{o}_{\leq t}$ and is the same for each layer t . Each feature map will be

$$\phi(q, o_1) = \frac{G_p}{2} \begin{pmatrix} 0 \\ 1 \end{pmatrix}, \quad \phi(q, o_{-1}) = \frac{G_p}{2} \begin{pmatrix} 1 \\ 0 \end{pmatrix}, \quad \phi(q, o_{-2}) = \frac{G_p}{2} \begin{pmatrix} -1 \\ 0 \end{pmatrix}.$$

The optimization scheme will be the same as in the sequence-level analysis:

Initialization:

$$\theta_0 := \frac{\eta}{3} \begin{pmatrix} -1 \\ 0 \end{pmatrix}. \quad (56)$$

Step size: fixed $\eta_k = \eta$ satisfying

$$\frac{120 \Delta \mu_q}{T_\infty^{1/2} \cdot L_p + T_\infty \cdot G_p^2} \leq \eta \leq \frac{1}{2\sqrt{T_\infty^{1/2} \cdot L_p + T_\infty \cdot G_p^2}}. \quad (57)$$

Update direction:

$$\mathbf{w}_k = \frac{1}{3} \begin{pmatrix} (-1)^k \cdot 2 \\ -\delta \end{pmatrix} \quad \delta := \frac{1}{10} \eta G_p. \quad (58)$$

with resulting parameter trajectory:

$$\theta_k := \frac{\eta}{3} \begin{pmatrix} -(-1)^t \\ -\delta k \end{pmatrix}. \quad (59)$$

We can confirm $\|\mathbf{w}_k\|_2 \leq 1$ since $\eta G_p \leq 500$.

Now, let the positive space of responses consist of a single sequence using all token o_1 's, or $\mathcal{O}^+ := \{o_1^{T_\infty}\}$ so that $\mathcal{O}^- := \mathcal{O} \setminus \mathcal{O}^+$. The reward $r^*(q, \vec{o})$ will be 0 for negative responses and 1 for positive responses.

Decreasing value: Since at each layer $t \in [T_\infty]$, the policy chooses a token independent from the previous tokens, the value function is

$$J_q(k) = \pi_{\theta_k}(o_1^{T_\infty} | q) = \left(\frac{1}{1 + \{\exp(\eta G_p/6) + \exp(-\eta G_p/6)\} \cdot \exp\{(\delta \eta G_p/6) \cdot k\}} \right)^{T_\infty},$$

which is decreasing with increasing k and goes to 0.

Checking positive gap. Consider even indices t (the odd case is symmetric). Then

$$\mathbf{w}_k = \frac{1}{3} \begin{pmatrix} 2 \\ -\delta \end{pmatrix}. \quad (60)$$

We first claim that

$$\begin{aligned} & \left\{ \mathbb{E}_{\vec{o} \sim \pi_{\theta_k}(\cdot | q, \mathcal{O}^+)} - \mathbb{E}_{\vec{o} \sim \pi_{\theta_k}(\cdot | q, \mathcal{O}^-)} \right\} \left[\nabla_\theta \log \pi_{\theta_k}(\vec{o} | q) \right] \\ &= \left\{ \mathbb{E}_{\vec{o} \sim \pi_{\theta_k}(\cdot | q, \mathcal{O}^+)} - \mathbb{E}_{\vec{o} \sim \pi_{\theta_k}(\cdot | q, \mathcal{O}^-)} \right\} \left[\sum_{t=1}^{T_\infty} \nabla_\theta \log(\pi_{\theta_k}(\vec{o}_t | q, \vec{o}_{<t})) \right] \\ &= \left\{ \mathbb{E}_{\vec{o} \sim \pi_{\theta_k}(\cdot | q, \mathcal{O}^+)} - \mathbb{E}_{\vec{o} \sim \pi_{\theta_k}(\cdot | q, \mathcal{O}^-)} \right\} \left[\sum_{t=1}^{T_\infty} \phi(q, \vec{o}_t) \right]. \end{aligned}$$

The last equality above is true because the normalizing constants of each $\pi_\theta(\vec{\sigma}_t \mid q, \vec{\sigma}_{<t})$ only do not depend on $\vec{\sigma}_{\leq t}$. Thus, the gradient log of the normalizing constants will cancel out from the positive and negative expectations.

We'll next simplify notation to avoid normalizing constants and let $\mathbf{g}_q^+ := \mathbb{E}_{\vec{\sigma} \sim \pi_{\theta_k}(\cdot \mid q, \mathcal{O}^+)} \left[\sum_{t=1}^{T_\infty} \phi(q, \vec{\sigma}_t) \right]$ and define \mathbf{g}_q^- analogously.

We next note

$$\mathbf{g}_q^+ = \mathbb{E}_{\vec{\sigma} \sim \pi_{\theta_k}(\cdot \mid q, \mathcal{O}^+)} \left[\sum_{t=1}^{T_\infty} \phi(q, \vec{\sigma}_t) \right] = \frac{T_\infty \cdot G_p}{2} \binom{0}{1}.$$

Next, the negative term is

$$\begin{aligned} \mathbf{g}_q^- &= \mathbb{E}_{\vec{\sigma} \sim \pi_{\theta_k}(\cdot \mid q, \mathcal{O}^-)} \left[\sum_{t=1}^{T_\infty} \phi(q, \vec{\sigma}_t) \right] \\ &= \mathbb{E}_{\vec{\sigma} \sim \pi_{\theta_k}(\cdot \mid q, \mathcal{O}^-)} \left[\frac{G_p}{2} \cdot \left(\binom{1}{0} \cdot (N(\vec{\sigma}, -1) - N(\vec{\sigma}, -2)) + \binom{0}{1} \cdot N(\vec{\sigma}, 1) \right) \right], \end{aligned}$$

where $N(\vec{\sigma}, j) := \sum_{t=1}^{T_\infty} \mathbb{1}\{\vec{\sigma}_t = o_j\}$ is the count of tokens which are equal to o_j .

Now, acknowledging that $\pi_{\theta_k}(\vec{\sigma} \mid q, \mathcal{O}^-) = \frac{\pi_{\theta_k}(\vec{\sigma} \mid q) \cdot \mathbb{1}\{\vec{\sigma} \in \mathcal{O}_q^-\}}{1 - J_q(k)}$, we have

$$\begin{aligned} \mathbb{E}_{\vec{\sigma} \sim \pi_{\theta_k}(\cdot \mid q)}[N(\vec{\sigma}, -1)] &= \frac{T_\infty}{1 - J_q(k)} \cdot \frac{\exp(-\eta G_p/6)}{\exp(-\eta G_p/6) + \exp(\eta G_p/6) + \exp(-(\delta \eta G_p/6) \cdot k)} \\ \mathbb{E}_{\vec{\sigma} \sim \pi_{\theta_k}(\cdot \mid q)}[N(\vec{\sigma}, -2)] &= \frac{T_\infty}{1 - J_q(k)} \cdot \frac{\exp(\eta G_p/6)}{\exp(-\eta G_p/6) + \exp(\eta G_p/6) + \exp(-(\delta \eta G_p/6) \cdot k)} \\ \mathbb{E}_{\vec{\sigma} \sim \pi_{\theta_k}(\cdot \mid q)}[N(\vec{\sigma}, 1)] &\leq \frac{T_\infty}{1 - J_q(k)} \cdot \frac{1}{1 + \{\exp(\eta G_p/6) + \exp(-\eta G_p/6)\} \cdot \exp\{(\delta \eta G_p/6) \cdot k\}}, \end{aligned}$$

where the last inequality follows from bounding $\mathbb{1}\{\vec{\sigma}_t = o_1\} \cdot \mathbb{1}\{\vec{\sigma} \in \mathcal{O}_q^-\} \leq \mathbb{1}\{\vec{\sigma}_t = o_1\}$.

Thus, we have:

$$\begin{aligned} -\langle \mathbf{w}_k, \mathbf{g}_q^- \rangle &\geq \frac{G_p T_\infty}{3(1 - J_q(k))} \cdot \frac{\exp(\eta G_p/3) - 1}{1 + \exp(\eta G_p/3) + \exp(\eta G_p/3 - (\delta \eta G_p/6) \cdot k)} \\ &\quad + \frac{\delta G_p}{6} \cdot \left(\frac{T_\infty}{1 - J_q(k)} \right) \cdot \frac{1}{1 + \{\exp(\eta G_p/6) + \exp(-\eta G_p/6)\} \cdot \exp\{(\delta \eta G_p/6) \cdot k\}}. \end{aligned}$$

Next, we note the elementary inequality $\frac{e^x - 1}{1 + 2e^x} \geq 0.3x$ for $x \in [0, 0.5]$. Then, since $J_q(k) \neq 0$ for all t , we have

$$\begin{aligned} \langle \mathbf{w}_k, \mathbf{g}_q^+ - \mathbf{g}_q^- \rangle &\geq -\frac{T_\infty \cdot G_p \cdot \delta}{6} + \frac{0.3 G_p^2 \cdot T_\infty \cdot \eta}{9} \\ &= T_\infty \cdot G_p \cdot \left(-\frac{\delta}{6} + \frac{0.3}{9} \cdot \eta \cdot G_p \right) \\ &\geq \frac{T_\infty \cdot \eta \cdot G_p^2}{60} \\ &\geq \Delta \mu_q, \end{aligned}$$

where the last inequality is true by $\eta T_\infty (G_p^2 + L_p) \geq \Delta \mu_q \cdot 120$ and $L_p \leq G_p^2$.

G Divergence of Cumulative Gap Alignment and Convergence of Rewards

Here, we show a converse of Theorem 1(b) holds, in that convergence $\lim_{K \rightarrow \infty} J_q(K) = 1$ in fact implies divergence of the cumulative Gap Alignment $\lim_{K \rightarrow \infty} M_q(K) = +\infty$. We present the result for the trajectory-level formulation of Section 3 and the results for the token-level formulation of Section 4 and the batch-level formulation of Section 5 are analogous.

Furthermore, the limiting behavior of the sum of policy gradient norms $\sum_{k=0}^{K-1} \|\nabla_{\theta} J_q(\pi_{\theta_k})\|_2$ may not correspond to the convergence of rewards, i.e. the sum of gradient norms may converge while $\lim_{K \rightarrow \infty} J_q(K) = 1$. This shows that our notion of Gap Alignment better and more sharply characterizes the improvement in rewards by adjusting for the variability scaling in (9).

Theorem 6. *Consider a case where $J_q(0) < 1$. Assume the step sizes η_k satisfy*

$$\eta_k \leq \frac{[\Delta\mu_q(k)]_+}{2(L_o + 8G_o^2)} \wedge \frac{1}{2\sqrt{L_o}} \quad \text{where } [\cdot]_+ = \max(0, \cdot). \quad (61)$$

- (a) **(Convergence of Reward Implies Divergence of Cumulative Gap Alignment)** *If $\lim_{K \rightarrow \infty} J_q(K) = 1$, then $\lim_{K \rightarrow \infty} M_q(K) = +\infty$.*
- (b) **(Vanishing Gradient Norms under Uniform Gap)** *We have:*

$$\sum_{k=0}^{\infty} \|\nabla_{\theta} J_q(\pi_{\theta_k})\|_2^2 < 2L_o \sum_{k=0}^{\infty} \frac{1 - J_q(0)}{1 - J_q(0) + J_q(0) \cdot \exp\left\{\frac{M(k)}{2}\right\}}.$$

Furthermore, if $J_q(0) \in (0, 1)$ and every update direction \mathbf{w}_k provides a uniform gap, $\Delta\mu_q(k) \geq \Delta\mu_q > 0$ for all $k \geq 0$, a fixed step size $\eta \equiv \eta_k$ satisfying (61) yields $\sum_{k=0}^{\infty} \|\nabla_{\theta} J_q(\pi_{\theta_k})\|_2^2 < \infty$.

Proof. We first show part (a). From Lemma 1, we have

$$\begin{aligned} \log\left(\frac{J_q(K)}{1 - J_q(K)}\right) - \log\left(\frac{J_q(0)}{1 - J_q(0)}\right) &\leq \sum_{k=0}^{K-1} \Delta\mu_q(k) \eta_k + (L_o + 8G_o^2) \sum_{k=0}^{K-1} \eta_k^2 \\ &\leq \frac{3}{2} \sum_{k=0}^{K-1} [\Delta\mu_q(k)]_+ \eta_k \\ &= \frac{3}{2} M_q(K). \end{aligned}$$

Thus, if $J_q(K) \rightarrow 1$, we have $M_q(K) \rightarrow \infty$.

Next, we show part (b). From (9), and boundedness of the policy score (Assumption 1) we have

$$\|\nabla_{\theta} J_q(\pi_{\theta_k})\|_2 = J_q(\pi_{\theta_k}) \cdot \{1 - J_q(\pi_{\theta_k})\} \cdot \|\mathbf{g}_q^+ - \mathbf{g}_q^-\|_2 \leq 2G_o \cdot (1 - J_q(\pi_{\theta_k})).$$

At the same time, from (29) and following the calculations of the proof of Appendix C.1.2, we have that

$$1 - J_q(k) \leq \frac{1 - J_q(0)}{1 - J_q(0) + J_q(0) \cdot \exp\left\{\frac{M(k)}{2}\right\}}.$$

Thus, $\|\nabla_{\theta} J_q(\pi_{\theta_k})\|_2 = \mathcal{O}(\exp\{-K \cdot \Delta\mu_q \cdot \eta/2\})$ meaning $\sum_{k=0}^{\infty} \|\nabla_{\theta} J_q(\pi_{\theta_k})\|_2^2 < \infty$. \square

Remark 1. We note the mismatch in behavior between the divergence of $\lim_{K \rightarrow \infty} M_q(K)$ and $\sum_{k=0}^{\infty} \|\nabla_{\theta} J_q(\pi_{\theta_k})\|_2^2$ also occurs outside of convergence regimes. For example, in the lower bound construction of Theorem 2 (see Appendix F), one readily deduces using (9) that $\|\nabla_{\theta} J_q(\pi_{\theta_k})\|_2$ vanishes exponentially fast so that $\sum_{k=0}^{\infty} \|\nabla_{\theta} J_q(\pi_{\theta_k})\|_2^2 < \infty$. At the same time, since there is a uniform gap and fixed step size, $M_q(K) \rightarrow \infty$ while the reward vanishes $J_q(K) \rightarrow 0$.

H Proof of Multi-Prompt Convergence Result

H.1 Proof Sketch of Theorem 5

We first develop the following batch analogues of Lemmas 1 to 3. As most of the proof details are identical to the single-prompt setting, we only give sketches of the key modifications of these lemmas in Appendix H.2.

Lemma 5 (Batch-Level Log-Odds Decomposition). *For policies $\pi_{\theta_{\text{old}}}$ and π_{θ} , it holds that*

$$\log \left(\frac{J(\pi_{\theta})}{1 - J(\pi_{\theta})} \right) - \log \left(\frac{J(\pi_{\theta_{\text{old}}})}{1 - J(\pi_{\theta_{\text{old}}})} \right) = \log \mathbb{E}_{(\vec{o}, q) \sim P_{\theta_{\text{old}}}^+} [e^{\Delta L(\vec{o}, q)}] - \log \mathbb{E}_{(\vec{o}, q) \sim P_{\theta_{\text{old}}}^-} [e^{\Delta L(\vec{o}, q)}], \quad (62)$$

where $\Delta L(\vec{o}, q) := \log \pi_{\theta}(\vec{o}|q) - \log \pi_{\theta_{\text{old}}}(\vec{o}|q)$.

Lemma 6 (Batch-Level Taylor Expansion). *Suppose that Assumption 1 holds and the step size $\eta_k \leq \frac{1}{2\sqrt{L_o}}$. Then*

$$\left| \log \left(\frac{J(k+1)}{1 - J(k+1)} \right) - \log \left(\frac{J(k)}{1 - J(k)} \right) - \Delta \mu(k) \eta_k \right| \leq (L_o + 8 G_o^2) \eta_k^2. \quad (63)$$

Lemma 7 (Batch-Level Log-Odds Lower Bound). *Suppose Assumptions 2 and 3 hold uniformly over all prompts q in the support of \mathbb{P}_Q . If the step size η_k satisfies*

$$\eta_k \leq \frac{1}{\sqrt{2 G_p^2 \cdot T_{\psi_1}}}, \quad (64)$$

then the increment of the batch log-odds satisfies

$$\log \left(\frac{J(k+1)}{1 - J(k+1)} \right) - \log \left(\frac{J(k)}{1 - J(k)} \right) \geq \Delta \mu(k) \cdot \eta_k - \left(L_p T_{\infty} + \frac{G_p^2 T_{\psi_1}}{1 - J(k)} \right) \cdot \eta_k^2. \quad (65)$$

The proof then relies on combining the “trajectory log-odds bound” (Lemma 6) and the “token-level log-odds bound” (Lemma 7), following the same case analysis as the proof of Theorem 3 in Appendix C.2.

H.2 Proofs of Auxilliary Lemmas Needed for Batch-Level Analysis

H.2.1 Proof of Lemma 5

We compute the batch success rate under the new policy:

$$\begin{aligned}
J(\pi_\theta) &= \sum_{(q, \vec{\sigma}) \in \mathcal{O}^+} \mathbb{P}_Q(q) \pi_\theta(\vec{\sigma}|q) \\
&= \sum_{(q, \vec{\sigma}) \in \mathcal{O}^+} \mathbb{P}_Q(q) \pi_{\theta_{\text{old}}}(\vec{\sigma}|q) \cdot \exp \{ \Delta \mathbf{L}(\vec{\sigma}, q) \} \\
&= J(\pi_{\theta_{\text{old}}}) \cdot \mathbb{E}_{(\vec{\sigma}, q) \sim P_{\theta_{\text{old}}}^+} [e^{\Delta \mathbf{L}(\vec{\sigma}, q)}].
\end{aligned}$$

The key step is recognizing that $\mathbb{P}_Q(q) \cdot \pi_{\theta_{\text{old}}}(\vec{\sigma}|q) / J(\pi_{\theta_{\text{old}}}) = P_{\theta_{\text{old}}}^+(q, \vec{\sigma})$ for $(q, \vec{\sigma}) \in \mathcal{O}^+$. Similarly, for the negative space:

$$1 - J(\pi_\theta) = \{1 - J(\pi_{\theta_{\text{old}}})\} \cdot \mathbb{E}_{(\vec{\sigma}, q) \sim P_{\theta_{\text{old}}}^-} [e^{\Delta \mathbf{L}(\vec{\sigma}, q)}].$$

Taking the ratio and then the logarithm yields (62).

H.2.2 Proof Sketch of Lemma 6

The proof follows the same structure as the proof of Lemma 1 in Appendix D.1, using Lemma 5 in place of Lemma 3 from the single-prompt analysis. From Lemma 5:

$$\log \left(\frac{J(k+1)}{1 - J(k+1)} \right) - \log \left(\frac{J(k)}{1 - J(k)} \right) = \log \mathbb{E}_{P_k^+} [e^{\Delta \mathbf{L}}] - \log \mathbb{E}_{P_k^-} [e^{\Delta \mathbf{L}}].$$

By Lemma 4 (the log-MGF bound), for any random variable X :

$$|\log \mathbb{E}[e^X] - \mathbb{E}[X]| \leq 2 \|X\|_\infty^2.$$

Applying this to both terms:

$$\begin{aligned}
\log \mathbb{E}_{P_k^+} [e^{\Delta \mathbf{L}}] &= \mathbb{E}_{P_k^+} [\Delta \mathbf{L}] + \mathcal{O}(\|\Delta \mathbf{L}\|_\infty^2), \\
\log \mathbb{E}_{P_k^-} [e^{\Delta \mathbf{L}}] &= \mathbb{E}_{P_k^-} [\Delta \mathbf{L}] + \mathcal{O}(\|\Delta \mathbf{L}\|_\infty^2).
\end{aligned}$$

By smoothness (Assumption 1), for any $(q, \vec{\sigma})$:

$$\Delta \mathbf{L}(\vec{\sigma}|q) = \eta_k \langle \nabla_\theta \log \pi_k(\vec{\sigma}|q), \mathbf{w}_k \rangle + \mathcal{O}(L_o \eta_k^2).$$

Taking expectations and using the definitions of $\mathbf{g}^+(k)$ and $\mathbf{g}^-(k)$:

$$\mathbb{E}_{P_k^+} [\Delta \mathbf{L}] - \mathbb{E}_{P_k^-} [\Delta \mathbf{L}] = \eta_k \langle \mathbf{g}^+(k) - \mathbf{g}^-(k), \mathbf{w}_k \rangle + \mathcal{O}(L_o \eta_k^2) = \Delta \mu(k) \eta_k + \mathcal{O}(L_o \eta_k^2).$$

For the $\|\Delta \mathbf{L}\|_\infty$ bound, by Assumption 1:

$$\|\Delta \mathbf{L}\|_\infty \leq G_o \eta_k + \mathcal{O}(L_o \eta_k^2).$$

Combining these bounds yields (63) with the same constants as the single-prompt case.

H.2.3 Batch Policy Gradient Identity

We show here the batch quantities satisfy an analogue of (9).

Lemma 8 (Relationship to Batch Policy Gradient). *Specifically:*

$$\nabla_{\theta} J(\pi_{\theta}) = J(\pi_{\theta}) \cdot \{1 - J(\pi_{\theta})\} \cdot (\mathbf{g}^+(\pi_{\theta}) - \mathbf{g}^-(\pi_{\theta})). \quad (66)$$

Proof. We have

$$\begin{aligned} \nabla_{\theta} J(\pi_{\theta}) &= \nabla_{\theta} \sum_{(q, \vec{o}) \in \mathcal{O}^+} \mathbb{P}_Q(q) \pi_{\theta}(\vec{o}|q) \\ &= \sum_{(q, \vec{o}) \in \mathcal{O}^+} \mathbb{P}_Q(q) \pi_{\theta}(\vec{o}|q) \nabla_{\theta} \log \pi_{\theta}(\vec{o}|q) \\ &= J(\pi_{\theta}) \cdot \mathbf{g}^+(\pi_{\theta}). \end{aligned}$$

Similarly, $\nabla_{\theta} \{1 - J(\pi_{\theta})\} = \{1 - J(\pi_{\theta})\} \cdot \mathbf{g}^-(\pi_{\theta})$, which gives $\nabla_{\theta} J(\pi_{\theta}) = -\{1 - J(\pi_{\theta})\} \cdot \mathbf{g}^-(\pi_{\theta})$. Combining these two expressions yields (66). \square

H.2.4 Proof Sketch of Lemma 7

The proof follows the same structure as the proof of the single-prompt Lemma 2 in Appendix D.2, substituting the conditional joint distributions P_k^+ and P_k^- .

Step 1: Reduction to MGF bounds. From Lemma 5, we have the log-odds decomposition in terms of moment generating functions. By the smoothness of the log-policy (Assumption 2), we obtain an analogue of (42) following the same steps as Appendix D.2.2:

$$\log \left(\frac{J(k+1)}{1 - J(k+1)} \right) - \log \left(\frac{J(k)}{1 - J(k)} \right) \geq (\log \mathbb{E}_{P_k^+}[e^X] - \log \mathbb{E}_{P_k^-}[e^X]) - L_p T_{\infty} \cdot \eta_k^2,$$

where $X := \eta_k \cdot \mathbf{w}_k \cdot \nabla_{\theta} \log \pi_k(\vec{o}|q)$.

Step 2: Lower bound on log-MGF ratio. Following the proof of (44) in Appendix D.2.3, we establish:

$$\log \mathbb{E}_{P_k^+}[e^X] - \log \mathbb{E}_{P_k^-}[e^X] \geq \Delta\mu(k) \cdot \eta_k - \frac{G_p^2 T_{\psi_1}}{1 - J(k)} \cdot \eta_k^2. \quad (67)$$

This requires three intermediate results:

(i) *Relating conditional to unconditional MGFs:* Using the weighted AM-GM inequality as in (45), we have:

$$\log \left(\frac{\mathbb{E}_{P_k^+}[e^X]}{\mathbb{E}_{P_k^-}[e^X]} \right) \geq -\frac{1}{1 - J(k)} \log \mathbb{E}_{P_k}[e^X] + \frac{1}{1 - J(k)} \log \mathbb{E}_{P_k^+}[e^X],$$

where P_k denotes the unconditional joint distribution at iteration k .

(ii) *Lower bound on positive term:* By Jensen's inequality, $\log \mathbb{E}_{P_k^+}[e^X] \geq \mathbb{E}_{P_k^+}[X]$. Using the batch gradient identity (66) of Lemma 8 and the relationship $\mathbf{g}^+ = (1 - J) \cdot (\mathbf{g}^+ - \mathbf{g}^-)$ (derived from $\nabla_\theta J = J \cdot \mathbf{g}^+$), we obtain:

$$\frac{\mathbb{E}_{P_k^+}[X]}{1 - J(k)} = \frac{\eta_k \cdot \mathbf{w}_k \cdot \mathbf{g}^+(k)}{1 - J(k)} = \eta_k \cdot \mathbf{w}_k \cdot (\mathbf{g}^+(k) - \mathbf{g}^-(k)) = \Delta\mu(k) \cdot \eta_k.$$

(iii) *Upper bound on unconditional log-MGF:* This is the key step requiring the token-level structure. For any prompt q , define the martingale difference sequence $\xi_t := \eta_k \cdot \mathbf{w}_k \cdot \nabla_\theta \log \pi_k(o_t|q, \vec{\sigma}_{<t})$, so that $X = \sum_{t=1}^{|\vec{\sigma}|} \xi_t$.

By Assumption 2, $|\xi_t| \leq G_p \eta_k$. Using Hoeffding's lemma (Boucheron et al., 2013, Lemma 2.6) on the conditional MGF and constructing the supermartingale $M_t = \exp(2X_t - 2G_p^2 \eta_k^2 \cdot t)$, Doob's optional stopping theorem gives:

$$\mathbb{E}_{\vec{\sigma} \sim \pi_k(\cdot|q)} [\exp(2X - 2G_p^2 \eta_k^2 \cdot |\vec{\sigma}|)] \leq 1.$$

By Cauchy-Schwarz:

$$\mathbb{E}_{\vec{\sigma} \sim \pi_k(\cdot|q)} [e^X] \leq \mathbb{E}_{\vec{\sigma} \sim \pi_k(\cdot|q)} [\exp(2G_p^2 \eta_k^2 \cdot |\vec{\sigma}|)]^{1/2}.$$

By Assumption 3, $\|\vec{\sigma}\|_{\psi_1} \leq T_{\psi_1}$ uniformly over all q . Under condition (64), standard sub-exponential tail bounds give:

$$\log \mathbb{E}_{\vec{\sigma} \sim \pi_k(\cdot|q)} [e^X] \leq G_p^2 T_{\psi_1} \cdot \eta_k^2.$$

Crucially, this bound is uniform in q since Assumption 3 assumes T_{ψ_1} is a uniform bound. Therefore:

$$\log \mathbb{E}_{P_k}[e^X] = \log \mathbb{E}_{q \sim P_Q} [\mathbb{E}_{\vec{\sigma} \sim \pi_k(\cdot|q)} [e^X]] \leq \log \mathbb{E}_{q \sim P_Q} [\exp(G_p^2 T_{\psi_1} \cdot \eta_k^2)] = G_p^2 T_{\psi_1} \cdot \eta_k^2.$$

Combining steps (i)–(iii) yields (67), and adding the smoothness term completes the proof.

I Further Experiments and Details

I.1 REINFORCE on an MAB Problem

Here, we consider a simplified version of the experiment in Subsection 6.1, for a single context/prompt. We run REINFORCE (with an exact value baseline) on a tabular softmax policy class over a bandit problem with 100 arms, with a randomly chosen best arm, having reward 1 with all other arms 0. The logits θ_k are initialized as a constant and updated according to the exact gradient update rule:

$$\theta_{k+1} = \theta_k + \eta \cdot \mathbb{E}_{y \sim \pi_{\theta_k}} [(\nabla_\ell \log \pi_{\theta_k}(y)) \cdot (r(y) - J(\pi_{\theta_k}))],$$

with fixed stepsize $\eta > 0$, run over $K := 10,000$ steps.

We construct three plots in Figure 4, based on the value function $J(k)$, gradient gap $\Delta\mu(k)$, and the cumulative gradient gap $\sum_{k=0}^K [\Delta\mu(k)]_+ \cdot \eta_k$, colored by the step count k . Interestingly, the

curve $k \mapsto \Delta\mu_q(k)$ behaves as a concave quadratic. This is in fact explainable via calculating the Gap Alignment using our advantage expression (9):

$$\mathbf{w}_k = \nabla_\theta J(\pi_{\theta_k}) = (\pi_{\theta_k}(a^*) \cdot (1 - \pi_{\theta_k}(a^*)) \cdot \mathbb{1}\{a = a^*\} - \pi_{\theta_k}(a) \cdot \pi_{\theta_k}(a^*) \cdot \mathbb{1}\{a \neq a^*\})_{a \in [100]}.$$

Thus,

$$\begin{aligned} \Delta\mu_q(k) &= \frac{1}{J(\pi_{\theta_k}) \cdot (1 - J(\pi_{\theta_k}))} \langle \nabla_\theta J(\pi_{\theta_k}), \nabla_\theta J(\pi_{\theta_k}) \rangle \\ &= \pi_{\theta_k}(a^*) \cdot (1 - \pi_{\theta_k}(a^*)) + \pi_{\theta_k}(a^*) \sum_{a \neq a^*} \frac{\pi_{\theta_k}(a)^2}{1 - \pi_{\theta_k}(a^*)}. \end{aligned}$$

Now, defining the vector $v := (\pi_{\theta_k}(a))_{a \neq a^*}$, since we have $\frac{1}{99}\|v\|_1^2 \leq \|v\|_2^2 \leq \|v\|_1^2$ and since $\|v\|_1 = 1 - \pi_{\theta_k}(a^*)$, we have the above RHS scales like $\approx \pi_{\theta_k}(a^*) \cdot (1 - \pi_{\theta_k}(a^*))$.

Altogether, our experiment here reinforces the message that increasing cumulative gradient gap corresponds to convergence as in Corollary 3.1.

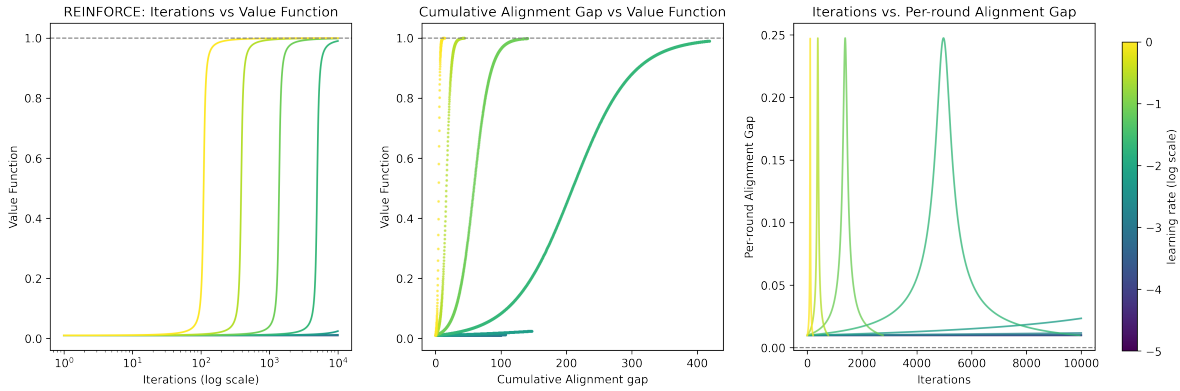


Figure 4: MAB Experiments.

I.2 Further Elaboration on Contextual Bandit Experiments

Our theoretical analysis so far has focused on convergence for a single prompt q . A natural question is: how does the theory extend to the case of multiple prompts or questions? To illustrate this, we consider a contextual bandit simulation. In this setup, each iteration k draws a random context x_k (equivalent to a prompt q_k in our framework), and the update gradient \mathbf{w}_k is computed from that context x_k . Crucially, the same update direction is then applied globally to all prompts (via the shared parameter θ).

Two scenarios can arise: **Case (a): Alignment.** For some prompts q (or contexts x), the update direction \mathbf{w}_k aligns closely with the Gradient Gap $\mathbf{g}_q^+ - \mathbf{g}_q^-$. In these cases, the Gap Alignment $\Delta\mu_q(k)$ is positive and large, leading to effective improvement. **Case (b): Misalignment.** For other prompts, the Gradient Gap is nearly orthogonal to \mathbf{w}_k . Here, $\Delta\mu_q(k)$ is small, and applying the same step size η_k can cause overshooting, preventing performance gains.

Our simulation confirms this intuition: some contexts consistently overshoot and are difficult to improve, while those with stronger alignment improve steadily—the better the alignment, the greater the improvement. For overshooting contexts, there is no gradual accumulation of $\Delta\mu_q(k)$ toward improvement; instead, crossing into the overshooting region acts as a decisive threshold, after which performance collapses toward zero with no recovery.

I.3 Details on Language Model Experiments

Each of our training routines was performed on a single NVIDIA H200 SXM GPU (with 141GB of VRAM), using the TRL framework (von Werra et al., 2020) for training GRPO without KL regularization.

For training on GSM8K, we performed 3000 training steps with each step involving 4 prompts per batch, 4 responses per prompt in the GRPO estimator, a learning rate of $5 \cdot 10^{-6}$, and maximum prompt and completion sequence lengths of 256.

For training on DAPO-17k, we performed 1051 training steps with each step involving 4 prompts per batch, 4 responses per prompt, a learning rate of 10^{-6} , and max sequence lengths of 2048. For DeepScaleR, we used the same configuration for 733 training steps.

To compute the validated accuracies, we held out 20% of the questions in each dataset as a holdout test/validation set. Finally, we used a binary reward function on the exact match of the final answer, with validated accuracies in Figure 2 reported as an average over 5 tries for each step’s model.